



Open Research Online

The Open University's repository of research publications
and other research outputs

Cohere: Towards Web 2.0 Argumentation

Conference or Workshop Item

How to cite:

Buckingham Shum, Simon (2008). Cohere: Towards Web 2.0 Argumentation. In: Proc. COMMA'08: 2nd International Conference on Computational Models of Argument, 28-30 May 2008, Toulouse, France, IOS Press, pp. 97-108.

For guidance on citations see [FAQs](#).

© 2008 The Authors; IOS Press

Version: [\[not recorded\]](#)

Link(s) to article on publisher's website:
<http://www.irit.fr/comma08/accepted.html>

Copyright and Moral Rights for the articles on this site are retained by the individual authors and/or other copyright owners. For more information on Open Research Online's data [policy](#) on reuse of materials please consult the policies page.

oro.open.ac.uk

Cohere: Towards Web 2.0 Argumentation

Simon BUCKINGHAM SHUM*
Knowledge Media Institute, The Open University, UK

Abstract: Students, researchers and professional analysts lack effective tools to make personal and collective sense of problems while working in distributed teams. Central to this work is the process of sharing—and contesting—interpretations via different forms of argument. How does the “Web 2.0” paradigm challenge us to deliver useful, usable tools for online argumentation? This paper reviews the current state of the art in Web Argumentation, describes key features of the Web 2.0 orientation, and identifies some of the tensions that must be negotiated in bringing these worlds together. It then describes how these design principles are interpreted in *Cohere*, a web tool for social bookmarking, idea-linking, and argument visualization.

Keywords: argumentation tools; argument visualization; usability; Web 2.0

1. Introduction: The Need for Distributed, Collective Sensemaking Tools

The societal, organizational, scientific and political contexts in which we find ourselves present problems on a global scale which will require negotiation and collaboration across national, cultural and intellectual boundaries. This, I suggest, presents both major challenges and unique opportunities for us, as the community dedicated to understanding computational support for argumentation: our challenge is to work with relevant stakeholders to co-evolve new practices with flexible, usable tools for communities to express how they *agree and disagree* in principled ways, as part of building common ground and mutual understanding.

While our previous work has focused on the real time mapping of issues, dialogue and argument in contexts such as e-science teams [1] and personnel rescue [2], this paper focuses specifically on the challenge of designing engaging, powerful tools for distributed, primarily asynchronous work which, in particular, exploits the strengths of the “Web 2.0 paradigm”. The paper begins by reflecting on the kinds of expectations that Web users and developers now bring, before surveying the current state of the art in Web Argumentation tools. We then describe how Web 2.0 principles, as introduced, have informed the design of a prototype tool called *Cohere*, concluding with a vision of how COMMA researchers might extend or interoperate with it as it moves towards a Web services platform.

* Correspondence to: Knowledge Media Institute, The Open University, Milton Keynes, MK7 6AA, UK.
Tel: +44 (0) 1908 655723; Fax: +44 (0) 1908 653196; <http://kmi.open.ac.uk/people/sbs>

2. The Web 2.0 Paradigm

A lot is being written about the Web 2.0 paradigm, a term first dubbed in 2004 [3]. While some dismiss it as marketing hype, it does serve as a useful umbrella term to cover significant new patterns of behaviour on the Web. There are many lists of the key characteristics of Web 2.0, not all of which are relevant to our concerns (e.g. e-business models). In this section we select several characteristics for their impact on the user experience of collective information structuring. Together these present a challenge to the design of practical Web Argumentation tools, given the expectations that users now have from their everyday experience of the Web. If we cannot create tools within the new landscape, argumentation tools will remain a much smaller niche than they should be — and as this paper seeks to demonstrate, need be.

2.1. Simple but Engaging Multimedia User Interfaces

The World Wide Web has established itself as the default platform for delivering interactive information systems to professionals and the public. Although early Web applications lacked the elegance and interactivity of desktop applications due to the need for the client to communicate every state change to the server, the gap is closing rapidly with the emergence of good graphic design principles, controlled layout and stylesheet management, and critically, so-called Rich Internet Applications: interactive multimedia capabilities such as Adobe Flash embedded as standard browser plugins, and approaches such as AJAX (Asynchronous JavaScript And XML) for caching local data to increase the responsiveness of the user interface [4]. Users increasingly expect Web applications to have a clean, uncluttered look, and to be as responsive as offline tools. Given a choice of Web offerings, the user experience can determine whether or not a tool is adopted.

2.2. Emergent, Not Predefined, Structure and Semantics

Argumentation focuses on a particular kind of semantic structure for organising elements. Of central interest, therefore, is the Web 2.0 emphasis away from predefined information organizing schemes, towards self-organised, community indexing ('tagging') of elements, resulting in so-called "folksonomies" that can be rendered as tag clouds and other visualizations. Persuading 'normal people' (in contrast to skilled information scientists or ontology engineers) to create structured, sometimes high quality, metadata was previously thought impossible, and the success and limits of this approach is now the subject of a new research field that studies collaborative tagging patterns, e.g. [5].

Another way in which this emphasis expresses itself is in the new generation of tools that make it easy to publish one's opinion of the world. Free, remotely hosted blogging tools such as Wordpress and Blogger make it very easy for non-technical users to create a personally tailored journal or diary and syndicate their ideas. Blogs demonstrate one way to negotiate the formality gulf successfully, providing expressive freedom (essentially, traditional prose and graphics), with just enough structure to reap some benefits of hypertext (entries are addressable as URLs, timestamped, tagged, and syndicated as web feeds – see below). The limitation of blogging at present is that like the Web at large, there are no semantics on the links between postings, thus failing to

provide any support for an analyst who wants to gain an overview of the moves in a debate, or indeed, any kind of inter-post relationship.

2.3. Social Networks

Web 2.0 applications are dominated, although not exclusively restricted to, sites that either seek explicitly to connect people with people, often via the artifacts that they share. They are designed such that the greater the numbers participating, the higher the return on effort invested. Social tools provide a range of ways in which users are made aware of peer activity, for instance, alerting when another user ‘touches’ your material (e.g. by reusing it, making it a favourite, tagging it), or by mining social network structure to suggest contacts in a professional network. Social tools also provide mechanisms for building reputation, from the trivial (how many “friends” one has), to potentially more meaningful indices, such as authority based on the quality of material or feedback that a user posts, or professional endorsements.

2.4. Data Interoperability, Mashups and Embedded Content

A core idea behind the Web 2.0 paradigm is access to data over the web from multiple applications. Web feeds using RSS and Atom have become the lingua franca for publishing and subscribing to XML data in a simple manner that many non-technical users now handle daily. Public APIs and web services enable the more sophisticated access that enterprise architectures require, while semantic web services promise to overlay ontologies on these layers so that they can be configured according to function. “Mashups” of data sources fuse disparate datasets around common elements (e.g. geo-location, person, date, product), often accessed via customisable user interfaces such as Google Maps [6]. While many mashups typically need to be crafted by a programmer, others can be generated by end-users, given a sufficiently flexible environment. The results of a search may bring together data in new ways.

The phenomenal growth of web applications such as Google Maps, YouTube, Flickr and Slideshare is in part due to the ease with which users can embed remotely hosted material in their own websites. By providing users with the ‘snippet’ code (which may be HTML or JavaScript), such applications empower users to in turn provide their readers with attractively presented access to the material, which can in turn be embedded by those readers in their sites. The material thus spreads ‘virally’, as the links to a resource increase: it is no longer necessary to visit a web page to access its content.

3. Web Argumentation Tools

A significant strand in COMMA research focuses on the design, implementation and evaluation of practical software tools for creating and analysing arguments. Following the entity-relationship modelling paradigm that lends itself so well to software, as well as the work of pioneering argument and evidence mapping theorists such as Wigmore and Toulmin, these tools provide a way to construct arguments as structures comprising semantically linked elements taken from one or more argumentation schemes. The argument structures may be left implicit behind text-centric user interfaces, or rendered explicitly as trees or networks to help the author and reader visualize and edit the

argument [7]. The intended users of such tools include members of the public engaged in a public consultations and societal debate [8], students or educators in a learning context [9], lawyers [10], and analysts in many other walks of professional life such as public policy [11] and scholarly publishing [12]. Research in this field examines issues including the translation of argumentation theory into computable representations [13], the nature of expert fluency with such tools [14, 15], and empirical studies of the tools' usage in all of the above domains.

In light of the high design standards and new possibilities that the Web 2.0 paradigm sets, it is clear that existing tools have limitations. First, there are desktop applications like Compendium [30] and Rationale [16] with high quality user interfaces refined through the feedback from their extensive user communities: however, these are limited to publishing read-only maps to the Web, either as JPEG images, or as interactive image maps. Single user applications like CmapTools which have been migrated to 'groupware' versions provide remote editing of maps, but do not exploit the Web 2.0 functions described above.

Finally and most relevant, there are a number of Web-native applications, designed from the start to support large scale, multi-user construction. Some websites now provide a very simple structure for structuring the two sides of a debate, while others provide a more articulated argumentation language. Beginning with the least structured, we see the emergence of sites such as Debatepedia, which is modelled on Wikipedia, providing a debating resource showing unstructured prose arguments for and against a particular proposal, demarcated in two columns [17]. CoPe_it! [18] is designed for community deliberation, and provides a way to synchronise views between IBIS graphs (it also integrates with Compendium in this respect), an IBIS outline tree, and a conventional threaded discussion forum. CoPe_it! also provides a mechanism to evaluate the strength of a position, and so represents another interesting development. Its interaction design is at present rather rudimentary compared to Web 2.0 interfaces. It does not have an end-user customisable semantics, interoperability with existing Web data sources, or mechanisms to syndicate content outside the application.

Parmenides is designed to support web-based policy consultation with the public, and incorporates a formal model of argumentation [19]. It provides a forms-based, questionnaire interface to elicit views from the user, populating an argumentation structure, which it then reasons over to elicit further views. Parmenides enforces a particular argument ontology (it was not designed as a social web application) and does not appear to support any other Web 2.0 characteristics.

ClaiMaker [20] was a Web 1.0 era application, developed in our own prior work modelling the claims and arguments in research literatures. ClaiMaker, and its sister tool ClaimSpotter [21], provided vehicles for us to validate empirically the usability of the data model and a number of user interface paradigms. This has led us to carry the core data model through into Cohere, while relaxing the constraint that restricted users to the predefined classifications of nodes and links. Cohere's visualizations are also versions of those first prototyped in ClaiMaker.

TruthMapping goes much further than this, aiming specifically at tackling some of the limitations of threaded discussion forums, with a clear distinction between unsupported premises, which when supported become claims, and a way to post rebuttals and responses to each of these [22]. DebateMapper uses a combined graphical and outline structure to map debates using the IBIS scheme, with contributions tagged as issues, positions and arguments [23]. DebateMapper perhaps illustrates most clearly some the Web 2.0 interaction design principles, but provides no open semantics, or an

open architecture to enable services on the data. The ArgDF system [24] is the first argumentation tool to adopt a Semantic Web architecture based around the W3C standard Resource Description Framework (RDF) for distributed data modelling and interchange. Moreover, ArgDF is probably the first interactive tool to ground its argument representation in the recently proposed Argument Interchange Format (AIF) [25]. This combination of AIF+RDF is a notable advance. However, while proving the conceptual and technical feasibility of a semantic web orientation for argumentation, it does not yet have a user community, and it cannot be regarded as a Web 2.0 application as defined above.

4. The Cohere system

We now describe how we are trying to incorporate the Web 2.0 principles introduced above to create an environment called *Cohere* [cohereweb.net] which aims to be semantically and technically open, provide an engaging user experience and social network, but provide enough structure to support argument analysis and visualization.

4.1. Emergent Semantics: Negotiating the Formalization Gulf

In any user-driven content website, the challenge is to keep entry barriers as low as possible to promote the growth of the community, yet maintain coherence of navigation and search, through the careful design of the data model and user interface. The combination of data model and user interface must seek the right balance between constraint and freedom. This Web 2.0 orientation might seem to be in tension with an environment designed to promote rigorous thinking and argumentation. Our approach is to start with relaxed constraints in order to foster engagement with the idea of structuring ideas in general, but provide tools to incrementally add structure as the user recognises the value that it adds in a given context.

Cohere is, therefore, styled to invite playful testing by people who may not first and foremost be interested in argumentation. Instead, the website invites them to *make connections between ideas*. This broader framing aims to meet the need of many sensemaking communities to express how ideas or resources are related (whether or not this is argumentative) in a way that goes beyond plain text blog postings, wikis or discussion forums. A typical pair of connected Ideas in Cohere is illustrated in Figure 1.

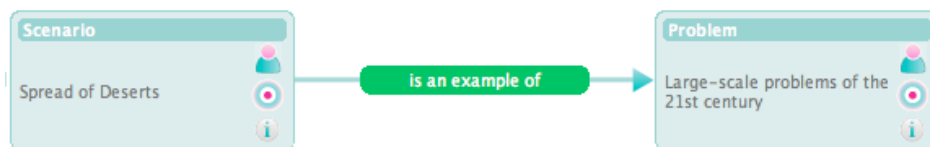


Figure 1: Example of a user-defined connection between two Ideas in the Cohere system

In Cohere, users are free to enter any text as an Idea and its detailed description. The examples seeding the database convey implicitly that Idea labels are generally short and succinct. Users are encouraged by the user interface to reuse existing Ideas, with an autocomplete menu dropping down as they type to show matching Ideas already published: as far as possible, we want them to describe the same Idea using the same label.

Users must, however, constrain their contributions by:

- creating labelled connections between Ideas (e.g. *is an example of*)
- reusing, or creating, a connection from a list of either positive, neutral or negative connections

Users can optionally:

- assign roles to Ideas (e.g. *Scenario*; *Problem*)
- add descriptive details (displayed when the *Info* icon is clicked)
- assign websites to Ideas (listed when the Idea is selected)

The Cohere data model is inherited from the ClaiMaker prototype [11]. The essence is summarised informally in Figure 2.

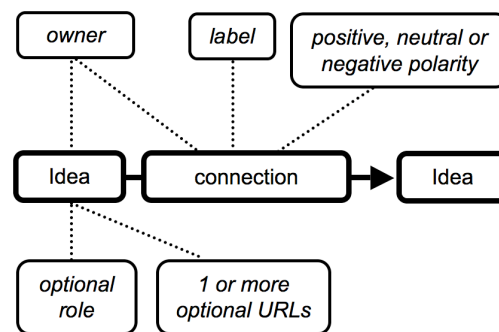


Figure 2: Cohere's data model

The provision of mechanisms to enable flexible linking of web resources around what we are calling Ideas is a goal shared by the Topic Maps community [26], whose data model is very close to that of Cohere. Intriguingly, the two were developed entirely independently, yet arrived at the same core data model, which we take to be a form of empirical validation. In the more formally defined, and more wide-ranging Topic Map Data Model, *topics* (=Cohere Ideas) point to one or more *resources* (=websites); topics can be linked by *associations* (=connections), and topics may play one or more *roles* within a given association (=roles). A Web 2.0 application called Fuzzzy [27] is based on the Topic Map standard and shares some similarities with Cohere, as does the HyperTopic system [28]; neither, however, provide support for argumentation.

While not mandating that the user engage in argumentation, the language of deliberation and argument is nonetheless at the heart of Cohere: (i) the *roles* that Ideas can play in a connection include the IBIS scheme's *Question*, *Answer*, *Pro*, *Con* and the user can define new ones (e.g. *Datum*, *Claim*, *Warrant* for Toulmin); (ii) the connection types offered to users are clustered by positive, neutral or negative polarity, with defaults including discourse moves such as *proves*, *is consistent with*, *challenges*, *refutes*. These default connection types are also leveraged in the predefined visualization filters offered by the Connection Net tab, described later (Figure 6). While the interface makes it clear that users may choose to ignore the defaults and create their own connection language, and the roles Ideas can play, the fact that all connections are classed as broadly positive, neutral or negative provides a way to express not only disagreement in the world of discourse, but could signify inhibitory influence (e.g. in biological or ecological systems modelling), or antagonistic

relationships (e.g. in social networks). It is entirely up to the individual or team to define their modelling scheme.

4.2. Visualizing IBIS-Based Dialogue Mapping in Cohere

The default roles that an Idea can play in a connection are Questions, Answers, Pros and Cons, derived from the Issue-Based Information System (IBIS) developed by Rittel [29], and implemented in the Compendium tool referred to earlier. This is used to model what Walton and Krabbe [30] classified as deliberation dialogues over the pros and cons of possible courses of action to address a dilemma.

Our previous work has demonstrated the value of real time IBIS dialogue mapping in meetings, and the use of IBIS as an organising scheme around which an analyst can map, asynchronously, the structure of public policy debates which can then be published as read-only maps on the Web [31]. Cohere now provides a platform for collaborative deliberation and debate mapping over the internet, with primarily asynchronous use in mind to start with. (Real time mapping requires a tool like Compendium which has a user interface optimised for rapid mapping. However, it is our intention to optimise for real time mapping in the longer term, perhaps by adapting Compendium as an applet for Cohere).

4.3. Visualizing Argumentation Schemes and Critical Questions in Cohere

In related work [32], we have demonstrated how Walton's argumentation schemes and associated Critical Questions, rendered as XML files in the Argument Markup Language [33], can be transformed into Compendium XML and expressed as IBIS structures in Compendium. The resulting argumentation scheme templates can now be modelled in Cohere as illustrated in Figure 3.

4.4. Social Networking and Reputation

All Ideas other than one's own have their owner clearly indicated iconically. Clicking this displays the user profile, making it possible to learn more about the person behind the ideas. We are beginning to add metrics to make users aware when they arrive at the site how many active users there are, and what the most recently posted, reused and linked Ideas are. Web feeds in the future will enable users to request notification whenever one of their Ideas is embedded in someone else's connection, or in someone else's website (see below).

4.5. Interoperability: Web Data as Platform

Central to O'Reilly's notion of Web 2.0 is the notion of web data as the platform on which many applications can compute. Cohere exposes and consumes data in a variety of ways:

- Publishing and importing XML Web feeds
- Importing XML data from the Compendium offline dialogue and argument mapping tool
- Embedding pointers to its data in other applications as URLs and HTML 'snippets'
- Exposing data in a variety of standards to engage different communities

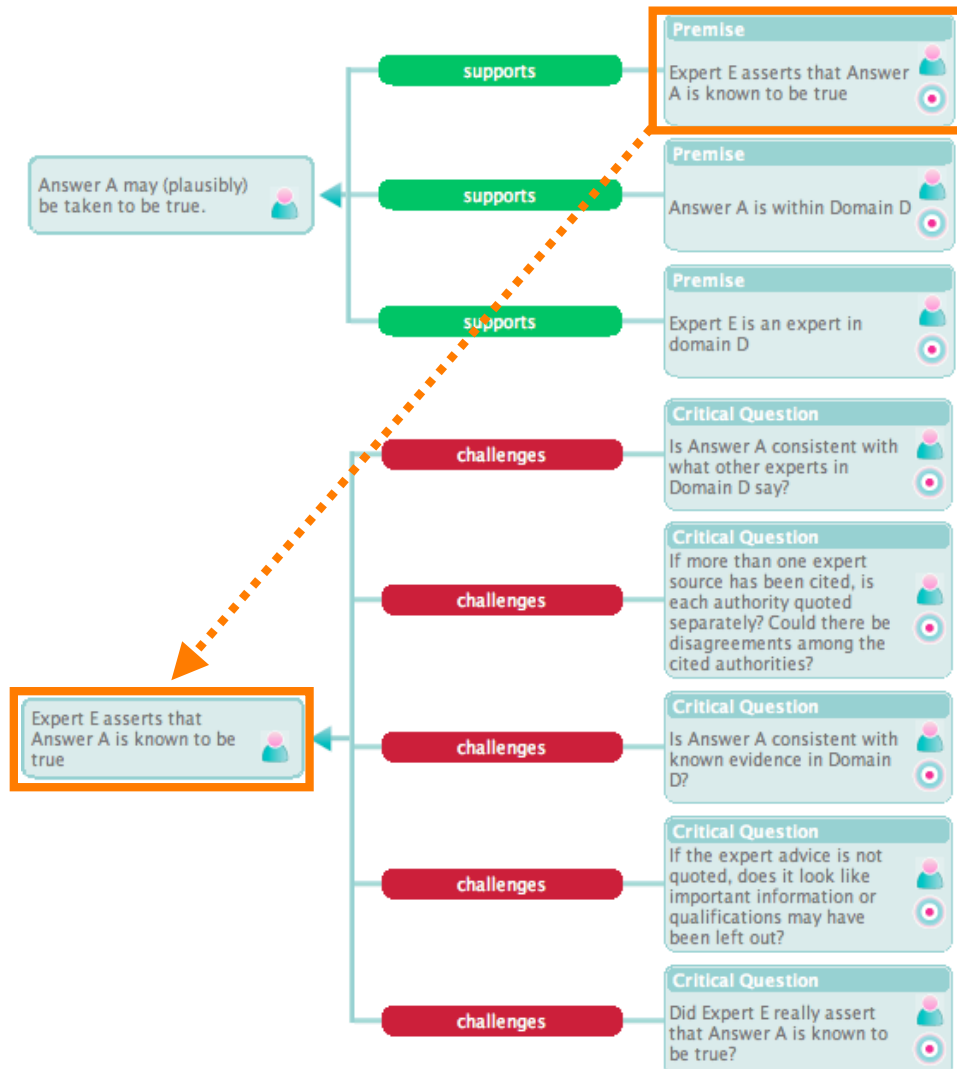


Figure 3: Rendering Walton's Critical Questions on the *Argument from Expert Opinion* scheme, as an IBIS

Web feeds: Cohere seeks to build on the significant effort that many users already invest in social bookmarking with folksonomic tagging tools such as del.icio.us, or in blogging with tools such as Blogger or Wordpress. These are currently two of the most dominant ways in which users share their views, and Cohere aims to leverage this by enabling users to import/refresh the Web feed (RSS or Atom) for any bookmarking or blogging site. Entries are converted into *Ideas* and annotated with the relevant URL, ready for linking. We are in the process of implementing an RSS feed so that users can track new *Ideas* as they are published. We plan to develop this capability, so that individual *Ideas* can be subscribed to, with alerts everytime someone connects to or from them.

Ideas and views as URLs: It is increasingly hard to find an artifact or building these days without a URL on it. The web depends on the URL as a way for non-

technical users to connect web pages, save searches, and disseminate sites of interest via standard tools such as email, slides and wordprocessors. The design of URLs goes beyond cool top level domain names, to the art of URLs that communicate their content to people, in contrast to machine-generated addresses that have no obvious pattern.

It was considered essential, therefore, to make Cohere's content addressable and accessible as URLs. This required the creation of a guest login status for non-registered users to successfully reach an address, and the design of a URL syntax that specified the visualization type and search criteria. The URL for an Idea, a triple, or a Connection List/Net is accessed by the user in what has become the conventional manner, by clicking on a URL icon to copy and paste the address that pops up.

Embedding ideas and views in other websites: Once a URL addressing scheme is in place, it becomes possible to provide such embeddable snippets for users, as introduced above. Pasting this `<iframe>` code into a web page creates an embedded, interactive view onto the Cohere database, which reproduces the buttons to get the URL and snippet code, to encourage further dissemination (Figure 4).

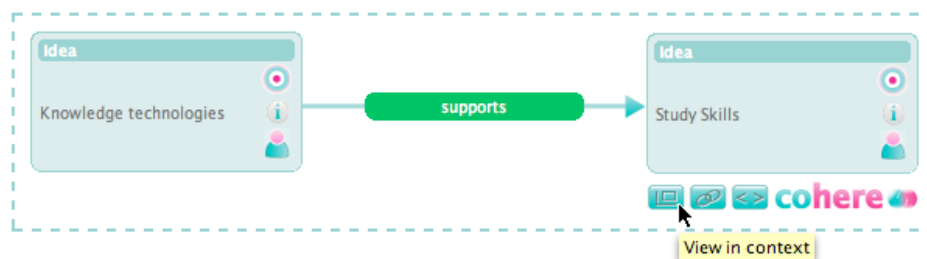


Figure 4: A Cohere connection embedded as a snippet in another web page. The three buttons below take the user to the connection within the Cohere website, provide the URL to this link, and provide the HTML embed code. Users can embed single Ideas, or whole interactive maps.

Multiple Import/Export data formats: By the time of the conference, we will have implemented further data formats for importing and exporting Cohere structures. A priority is to provide Argument Interchange Format compatibility, with other candidates being Topic Maps, Conceptual Graphs, and OWL.

4.6. Mashup Visualizations

Our objective is to help forge links not only between Ideas, but between the people publishing them. As Cohere starts to be used, it is inevitable that popular Ideas will be duplicated: if the site is successful, we can expect many people to be working on the Idea *Global Warming*, or making reference to everyday concepts such as *Capitalism* or *World Wide Web*. We have started to design views that help render the structures that will result from many users working on common Ideas. This is a long term challenge, but Figure 5 shows the first tool called Connection Net, which uses a self-organising graph layout algorithm that can render all of one's personal data, or filtered views of the world's data. In particular, Ideas with a border are used by more than one person, and as shown, right-clicking on it enables the user to view all the owners of that Idea. In this way, just as folksonomies enable disparate users to discover related resources and people, Cohere aims to reveal new connections and users working on the same Idea, or perhaps more interestingly, making similar or contrasting connections.

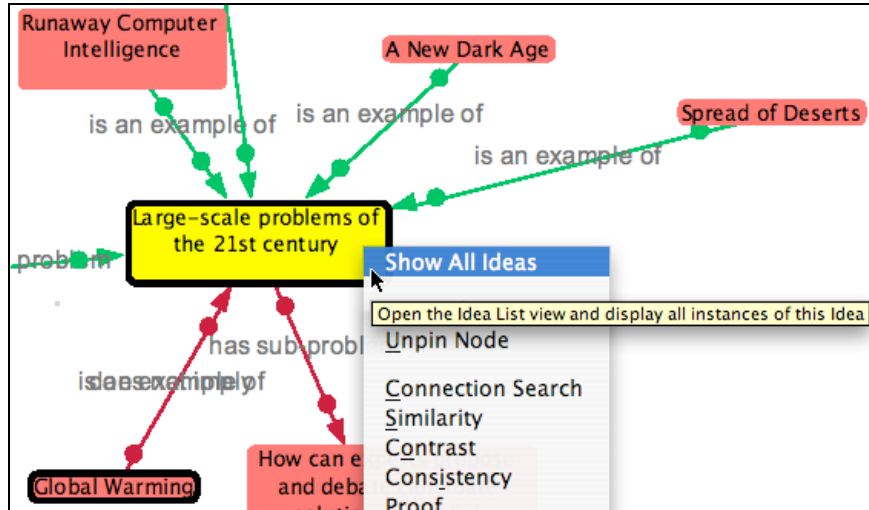


Figure 5: The Connection Net view merges all matching Ideas in a single node, and lays out the graph automatically

Filter buttons in the Connection Net view make use of the connection types, as shown in Figure 6. A number of saved filters are shown, for example, *Contrast* searches the database from a focal Idea on a specific subset of connection types of a contrasting nature, e.g. *challenges*, *has counterexample*, *is inconsistent with*, *refutes*. Users can define their own custom searches, and in the future will be able to save them as shown in the example buttons.

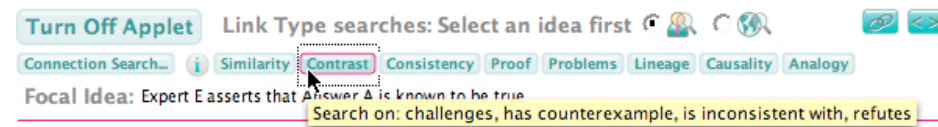


Figure 6: Semantic filter buttons that show only a subset of connection types from a focal Idea. The example shown is a Contrast search: rolling over it displays the connection semantics it will search on. User defined searches are issued from the Connection Search button on the left.

4.7. Implementation

Cohere is implemented on Linux, Apache HTTP server, MySQL database, and PHP. The user interface exploits the AJAX approach to caching data in the browser to create a highly responsive interface, with few delays between action and feedback. Cascading Style Sheets are used extensively to control presentation. In addition, a Java applet from the Prefuse information visualization classes [34] has been customised to provide self-organising, interactive graph visualizations under the Connection Net tab. Compendium (op cit) serves as an offline mapping tool (a cross-platform Java desktop application with Apache Derby or MySQL database). Data is uploaded to Cohere currently using the Compendium XML scheme. Cohere is currently a freely hosted application, and an open source release is planned by end of 2008.

5. Present Limitations, and Future Work

This project is tackling a complex but important challenge: to create tools providing a compelling user experience by harnessing two forces that seem on first inspection to pull in opposite directions: on the one hand, informal social media with low entry thresholds and few interaction constraints, and on the other, mechanisms for structuring ideas and discourse. We have presented the design rationale behind Cohere, a web application for structuring and visualizing information and arguments, publishing Ideas, and discovering new intellectual peers. In order to balance the informal+formal design criteria, we bias to the informal, with interface and architectural mechanisms to add structure as desired. Understandably, Cohere is being trialled initially by individuals testing it for personal reflection and information management, but ultimately, we hope to augment distributed communities engaged in intentional, collective sensemaking.

We are now in discussion with other COMMA research groups to explore how their argument modelling approaches could be integrated with Cohere. We are moving to a web services architecture [cf. 35] and plan to enable data exchange via the W3C's RDF and OWL, and the proposed Argument Interchange Format [25]. These developments are designed to evolve Cohere from a closed web application, towards a collaboration platform for structured, social argumentation and deliberation for wider experimentation by both end-users, developers and argumentation researchers. Future technical work will support different argument layouts, more flexible visualizations, group permissions, and the management of template 'pattern libraries' (currently managed via the offline Compendium tool). Our pilot usability evaluations are leading to interface changes that are being added at the time of writing, and will be followed by more in depth studies in the lab (cf. [12]), and with end-user communities.

Finally, our goal with Cohere is to provide an environment for the emergence of social and argument structures. While not currently exposed in the user interface, Cohere has built into its data model the Cognitive Coherence Relations modelling scheme described in the COMMA'08 debate modelling paper by Benn *et al.* [36], which seeks an integrated approach to modelling social networks and argument networks. A future objective is to investigate this modelling paradigm within Cohere.

Acknowledgements: Cohere is implemented by Michelle Bachler, with contributions from Michele Pasin and Alex Little, to whom I am indebted. The *Open Sensemaking Communities* Project [www.kmi.open.ac.uk/projects/osc] is funded by the William and Flora Hewlett Foundation, as part of the Open University's *OpenLearn* Initiative [www.open.ac.uk/openlearn].

6. References

- [1] Sierhuis, M. and Buckingham Shum, S. (2008). Human-Agent Knowledge Cartography for e-Science. In: *Knowledge Cartography*, (Eds.) Okada, A., Buckingham Shum, S. and Sherborne, T. Springer
- [2] Tate, A., Buckingham Shum, S., Dalton, J., Mancini, C. and Selvin, A. (2006). Co-OPR: Design and Evaluation of Collaborative Sensemaking and Planning Tools for Personnel Recovery. *Technical Report KMI-06-07*, Open University, UK. www.kmi.open.ac.uk/publications/pdf/KMI-TR-06-07.pdf
- [3] O'Reilly, T. and Battelle, J. (2004). The State of the Internet Industry. Opening Presentation, *Web 2.0 Conference*, Oct. 5-7 2004, San Francisco, CA.
- [4] Garrett, J.J. (2005). Ajax: A New Approach to Web Applications. *Adaptive Path* (Feb. 18, 2005): www.adaptivepath.com/ideas/essays/archives/000385.php
- [5] Golder, S. and Huberman, B.A. (2006). Usage Patterns of Collaborative Tagging Systems. *Journal of Information Science*, 32(2). 198-208.

- [6] See for instance the *Crisis in Darfur* project by the The United States Holocaust Memorial Museum and Google Earth: www.ushmm.org/googleeearth
- [7] On argument visualization see for instance the volume in [15] and the recent conference *Graphic and Visual Representations of Evidence and Inference in Legal Settings*: www.tillers.net/conference.html
- [8] *Argumentation Support Systems for eParticipation*. EU DEMO-net Project: www.demo-net.org
- [9] Andriessen, J., Baker, M. and Suthers, D. (2003). *Arguing to Learn*. Kluwer
- [10] Verheij, B. (2005). *Virtual Arguments. On the Design of Argument Assistants for Lawyers and Other Arguers*. T.M.C. Asser Press, The Hague
- [11] Lowrance, J. (2007) Graphical Manipulation of Evidence in Structured Arguments. *Oxford Journal of Law, Probability and Risk*
- [12] Uren, V., Buckingham Shum, S.J., Li, G. and Bachler, M. (2006) Sensemaking Tools for Understanding Research Literatures: Design, Implementation and User Evaluation. *Int. Jnl. Human Computer Studies*, **64**, (5), 420-445.
- [13] Reed, C., Walton, D. & Macagno, F. (2007). Argument diagramming in logic, law and artificial intelligence. *Knowledge Engineering Review*, **22** (1), 87-109.
- [14] Conklin, J. (2006). *Dialogue Mapping*. Chichester: Wiley
- [15] Selvin, A. (2003). Fostering Collective Intelligence: Helping Groups Use Visualized Argumentation. In *Visualizing Argumentation*, (Eds.) P. Kirschner, S. Buckingham Shum, and C. Carr. Springer: London
- [16] van Gelder, T. (2007). The Rationale for RationaleTM. *Oxford Journal of Law, Probability and Risk*.
- [17] *Debatepedia*: International Debate Education Association: wiki.idebate.org
- [18] Karacapilidis, N. and Tzarakakis, M. (2007). Web-based collaboration and decision making support: A multi-disciplinary approach. *Int. J. Web-Based Learning and Teaching Technologies*, **2**, (4), 12-23.
- [19] Atkinson, K., Bench-Capon, T. and McBurney, P. (2006): PARMENIDES: Facilitating deliberation in democracies. In: *Artificial Intelligence and Law*, **14** (4), pp. 261-275.
- [20] Buckingham Shum, S.J., Uren, V., Li, G., Sereno, B. and Mancini, C. (2007). Modelling Naturalistic Argumentation in Research Literatures: Representation and Interaction Design Issues. *International Journal of Intelligent Systems*, **22**, (1), pp.17-47.
- [21] Sereno, B., Buckingham Shum, S. and Motta, E. (2007). Formalization, User Strategy and Interaction Design: Users' Behaviour with Discourse Tagging Semantics. Workshop on Social and Collaborative Construction of Structured Knowledge, *16th Int. World Wide Web Conference*, Banff, AB, Canada
- [22] *TruthMapping*: www.truthmapping.com
- [23] *DebateMapper*: www.debatemapper.com
- [24] Rahwan, I., Zablith, F. and Reed, C. (2007). Laying the Foundations for a World Wide Argument Web. *Artificial Intelligence*, **171**, (10-15), pp 897-921
- [25] Chesnevar, C., McGinnis, J., Modgil, S., Rahwan, I., Reed, C., Simari, G., South, M., Vreeswijk, G., Willmott, S. (2006) Towards an Argument Interchange Format, *Knowledge Engineering Review*, **21** (4), 293-316.
- [26] ISO 13250-2: Topic Maps — Data Model: www.isotopicmaps.org/sam
- [27] Lachica, R. and Karabeg, D. (2007). Towards holistic knowledge creation and interchange Part I: Socio-semantic collaborative tagging. *Proc. Third International Conference on Topic Maps Research and Application*, Leipzig. Lecture Notes in Artificial Intelligence, Springer: Berlin
- [28] Zaher, L., Cahier, J-P., and Guittard, C. (2007) Cooperative Building of Multi-Points of view Topic Maps with Hypertopic. *Proc. Third Int. Conf. Topic Maps Research and Application*, Leipzig. Springer
- [29] Rittel, H.W.J., Second Generation Design Methods. In: *Developments in Design Methodology*, N. Cross (Ed.), 1984, pp. 317-327, J. Wiley & Sons: Chichester
- [30] Walton, D.N. and Krabbe, E.C.W. (1995). *Commitment in Dialogue*, SUNY Press.
- [31] Ohl, R. (2008). Argument Visualisation Modelling in Consultative Democracy around Wicked Problems In: *Knowledge Cartography*, (Eds.) Okada, A., Buckingham Shum, S. and Sherborne, T. Springer: London
- [32] Buckingham Shum, S. and Okada, A. (2008, in press). Knowledge Cartography for Controversies: The Iraq Debate. In: *Knowledge Cartography*, (Eds.) Okada, A., Buckingham Shum, S. and Sherborne, T. Springer: London
- [33] Walton, D.N. & Reed, C.A. (2002) Diagramming, Argumentation Schemes and Critical Questions. *Proc. 5th International Conference on Argumentation (ISSA'2002)*, SicSat, Amsterdam, pp. 881-885.
- [34] *Prefuse*: interactive information visualization toolkit: www.prefuse.org
- [35] EU ASPIC Project: *Argument Service Platform with Integrated Components*: www.argumentation.org
- [36] Benn, N., Buckingham Shum, S., Domingue, J. and Mancini, C. (2008). Ontological Foundations for Scholarly Debate Mapping Technology. *Proc. 2nd Int. Conf. on Computational Models of Argument*. Toulouse, May 2008. IOS Press: Amsterdam.