

SCIENTIFIC REPORTS



OPEN

Burstiness and tie activation strategies in time-varying social networks

Enrico Ubaldi^{1,2,3,*}, Alessandro Vezzani^{2,4,*}, Márton Karsai^{5,*}, Nicola Perra^{6,*} & Raffaella Burioni^{2,3,*}

Received: 18 October 2016

Accepted: 15 February 2017

Published: 13 April 2017

The recent developments in the field of social networks shifted the focus from static to dynamical representations, calling for new methods for their analysis and modelling. Observations in real social systems identified two main mechanisms that play a primary role in networks' evolution and influence ongoing spreading processes: the strategies individuals adopt when selecting between new or old social ties, and the bursty nature of the social activity setting the pace of these choices. We introduce a time-varying network model accounting both for ties selection and burstiness and we analytically study its phase diagram. The interplay of the two effects is non trivial and, interestingly, the effects of burstiness might be suppressed in regimes where individuals exhibit a strong preference towards previously activated ties. The results are tested against numerical simulations and compared with two empirical datasets with very good agreement. Consequently, the framework provides a principled method to classify the temporal features of real networks, and thus yields new insights to elucidate the effects of social dynamics on spreading processes.

The recent availability of longitudinal and time-resolved datasets capturing social behaviour has induced a paradigm shift in the way we study, describe, and model the interactions between individuals. It moved the focus from static, time-aggregated, representations to time-varying, dynamical, characterisations of social networks^{1–4}. Thinking in terms of time-varying systems allows to overcome the limitations arising from the depiction of social ties as fixed and immutable in time^{2,3}. Indeed, it allows to capture a set of complex dynamics driving the evolution of links^{5–11} and to uncover the effects of such dynamics on processes unfolding on the networks' fabrics^{12–21} (see ref. 3 for a recent review).

While social networks are shaped by a multitude of processes²², two particular mechanisms have been found to play central roles in their emergence and evolution^{13,14,23–27}.

The first is the *strategy in activation of social ties*, i.e. the selection process driving the creation of a new connection, or the activation of an old one. Intuitively, social tie activation is not random. Empirical observations show that people tend to distribute a large fraction of their social acts towards already existing strong ties, while allocating a smaller amount of interactions to create new social relationships or to maintain weak ties^{23–25,27–29}, *reinforcement process*. In other words, in time some connections are frequently used in repeated interactions, while others are not.

The second mechanism is *burstiness*, i.e. the activity of single individuals evolves through heterogeneous inter-event time distributions^{30–38}. Furthermore, the propensity of individuals to be engaged in a social act per unit time is also heterogeneous. In fact, empirical measures on real datasets, capturing different types of social dynamics, show that activity is heterogeneously distributed among people^{27,39–41}. In other words, not only individuals show heterogeneous propensities to be socially active, but their activation is bursty as well, and this bursty activity can dramatically influence the networks' evolution.

Although the study of these mechanisms has been the focus of a range of works^{13,14,23–27}, a general modeling framework is still missing. Such a framework would allow for the analytical characterization on how the interplay

¹ISI Foundation, 10126 Torino, Italy. ²Dipartimento di Fisica e Scienza della Terra, Università di Parma, Parco Area delle Scienze 7/A, 43124 Parma, Italy. ³INFN, Gruppo Collegato di Parma, Parco Area delle Scienze 7/A, 43124 Parma, Italy. ⁴CNR, IMEM, Parco Area delle Scienze 37/A, 43124 Parma, Italy. ⁵Univ Lyon, ENS de Lyon, INRIA, CNRS, UMR 5668, IXXI, 69364 Lyon, France. ⁶Centre for Business Network Analysis, University of Greenwich, Park Row, London SE10 9LS, United Kingdom. *These authors contributed equally to this work. Correspondence and requests for materials should be addressed to A.V. (email: alessandro.vezzani@fis.unipr.it)

of heterogeneous activity patterns and tie selection mechanisms shapes the evolution of social networks, and in turn the processes taking place on their fabrics.

Here we introduce a model of time-varying networks that allows to simultaneously regulate the relative strength of bursty activity and tie activation strategy. We analytically solve the asymptotic behaviour of the model and find a non-trivial phase diagram ruling the interplay of the two processes. In particular, we observe a regime where burstiness governs the evolution of the network, and a different region where the dynamics is completely determined by the process of ties selection. If the re-use of previously activated connections is sufficiently strong and people has a tendency to preferably contact the same social circle, burstiness sub-leads the reinforcement mechanism even in the presence of diverging inter-event time fluctuations, having no effect on the network evolution.

The theoretical results are validated showing that analytical predictions fit the empirical observations of two real world datasets: Physical Review B (PRB) collaboration network and Twitter mention network. Interestingly, PRB dataset belongs to a region of the parameter space where burstiness is suppressed and the statistics is Gaussian, while Twitter belongs to a regime of strong burstiness where non-Gaussian effects dominate the network evolution. Thus, the framework we propose can be used to classify the temporal features of real networks, and it could provide new insights on the effects of social mechanisms on spreading processes unfolding in social networks.

Results

Activity driven network with burstiness and tie activation strategy. In the framework of *activity driven networks*^{24,27,39}, a network \mathcal{G} is formed by N nodes and each node i is assigned with an activity a_i drawn from an arbitrary distribution $F(a_i)$. The activity sets the activation rate of node i , i.e. the probability $a_i \Delta t$ that a node active in time interval Δt . In general, $F(a_i)$ is chosen to be a broad function reflecting the shape of the corresponding distribution in empirical observations^{24,27,39}. Typically a power law distribution i.e. $F(a_i) \sim a_i^{-(\nu+1)}$ is observed for large activity.

The inter-event time τ_i , i.e. the time between two subsequent activations of the agent i , is directly connected with the agent activity, since $a_i = 1/\langle \tau_i \rangle$. With exception of ref. 31, which does not consider the ties selection process, the activity-driven models proposed so far considered a Poissonian distributed τ_i . However, in social systems the inter-event time distribution of a single agent is strongly heterogeneous and usually spans over several orders of magnitude. In order to capture this bursty nature of human dynamics, we impose that the inter-event time τ_i for node i is drawn from a power-law distribution $\Psi(\tau_i)$:

$$\Psi(\tau_i) = \frac{\alpha}{\xi_i^{-\alpha}} \tau_i^{-(1+\alpha)}, \quad \tau_i \in [\xi_i, +\infty), \quad (1)$$

where the exponent α characterizes the distribution and ξ_i is a lower time cutoff. The latter represents the characteristic timescale for the node i , i.e. $\xi_i \sim 1/a_i$, as the γ -th moment of the distribution $\Psi(\tau_i)$ reads $\langle \tau_i^\gamma \rangle \sim \xi_i^\gamma$. If also the ξ_i are heterogeneously distributed as

$$\Phi(\xi_i) \propto \xi_i^{\nu-1}, \quad (2)$$

for small ξ_i , we obtain a network in which the corresponding activity potential a_i is broadly distributed. In particular the activity distribution behaves as $F(a_i) \propto a_i^{-(\nu+1)}$ for large a_i . We note that, instead of introducing an agent dependent cut-off, different definitions are possible, e.g. considering a distribution of waiting times $\Psi(\tau_i) = \alpha \delta_i^\alpha / (\delta_i + \tau_i)^{1+\alpha}$, where $a_i \sim 1/\delta_i$ since $\langle \tau_i^\gamma \rangle \sim \delta_i^\gamma$. Our model, therefore, belongs to a novel class of activity driven networks, where the agent time scale is set by a parameter in the waiting time distribution.

When a node is active, it initiates interactions with other nodes in the network. This way the degree k_i of a node i , defined as the number of connected peers of i up to time t , is evolving in time. To model this evolution we build on the latest development of the model in which the selection of ties is driven by a reinforcement process^{24,27}. In particular, if at time t a node i of degree k_i is active it will contact a new, randomly chosen node with probability $p_i(k_i)$. Instead, with probability $1 - p_i(k_i)$ it reinforces a tie by contacting a node randomly chosen amongst the k_i already contacted agents. The form of $p_i(k_i)$ has been measured and characterized²⁷ in several datasets as:

$$p_i(k_i) = \left(1 + \frac{k_i}{c_i} \right)^{-\beta_i}, \quad (3)$$

where β_i measures the strength of the reinforcement process, and c_i sets the characteristic number of ties that an individual is able to maintain before the reinforcement process takes place. Though simple, the reinforcement mechanism provides a reliable description of real world datasets and allows for analytical tractability.

In our simulations, initially, for each node i we set the integrated degree $k_i = 0$ and assign a lower cut-off ξ_i according to distribution $\Phi(\xi_i)$ in Eq. (2). The evolution starts by extracting, for each node i , a time τ_i at which the node will get active for the first time. We then activate one node at a time accordingly to their next activation time. When active, an agent i selects a randomly chosen other agent in the network with probability $p(k_i) = (1 + k_i/c)^{-\beta}$; in this case the value of k_i is increased by one both for the connecting and the connected nodes. Otherwise, with probability $1 - p(k_i)$, the agent i interacts with a randomly chosen neighbor node which has been already connected to i . For simplicity we fix β and c constant for all nodes. After each iteration the interaction of node i is removed and a new activation time is selected by an inter-event time τ_i drawn from the distribution in Eq. (1).

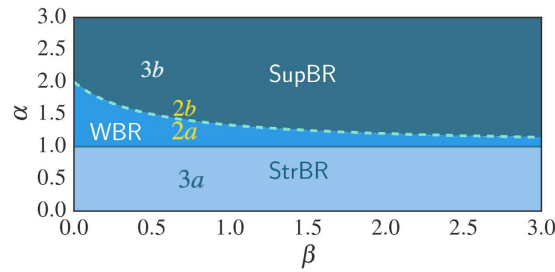


Figure 1. In the phase diagram we report the delimiting lines of the different scaling regions as found in Eq. (6). Evidencing the Strong Burstiness Regime (StrBR), the Weak Burstiness Regime (WBR), and the Suppressed Burstiness Regime (SupBR). We also show the parameters value of the simulations presented in Fig. 2 (yellow tags), and in Fig. 3 (white and blue tags).

Single agent approach. In the following we apply a single agent approximation, in which agents can only attach to other nodes and never get contacted. We can write the master equation (ME) for the degree evolution, and analytically solve it in the asymptotic limit of large times. The activity is fixed to the value $a_0 = \xi_0^{-1}$ where ξ_0 is the characteristic time of the considered agent. In particular, let us define $Q(k, t)$ as the probability for an agent active at time t to have degree k right after t . The ME then reads as

$$Q(k, t) = \alpha \xi_0^\alpha \int_{\xi_0}^\infty dt' \frac{Q(k-1, t-t')}{t'^{\alpha+1}} \frac{c^\beta}{(c+k-1)^\beta} dt' + \alpha \xi_0^\alpha \int_{\xi_0}^\infty dt' \frac{Q(k, t-t')}{t'^{\alpha+1}} \left(1 - \frac{c^\beta}{(c+k)^\beta} \right) dt' + \delta(k,0)\delta(t,0). \tag{4}$$

The first term accounts for the probability that the active agent contacts a new node at time t , while the second term represents the probability of connecting to an already contacted neighbor. We evaluate the probability $P(k, t)$ for a node to have degree k at the time t , by integrating Eq. (4) over all the possible waiting time values, i.e.

$$P(k, t) = \alpha \xi_0^\alpha \int_{\xi_0}^\infty Q(k, t-t') \int_{t'}^\infty \frac{1}{\tau^{\alpha+1}} d\tau dt'. \tag{5}$$

The solution to these equations for $P(k, t)$ is, in the asymptotic regime (see Methods for details):

$$P(k, t) \simeq \begin{cases} \frac{1}{(t/\xi_0)^{\frac{\alpha}{1+\beta}}} f_{\alpha,\beta} \left(A'_{\alpha,\beta} \frac{k}{(t/\xi_0)^{\frac{\alpha}{1+\beta}}} \right) & \text{if } \alpha < 1, \\ \frac{1}{(t/\xi_0)^{\frac{1-\beta}{\alpha} - \frac{\beta}{1+\beta}}} f_{\alpha,\beta} \left(A'_{\alpha,\beta} \frac{k - (Bt/\xi_0)^{1/(1+\beta)}}{(t/\xi_0)^{\frac{1-\beta}{\alpha} - \frac{\beta}{1+\beta}}} \right) & \text{if } 1 < \alpha < \frac{2\beta + 2}{2\beta + 1}, \\ \frac{1}{(t/\xi_0)^{\frac{1}{2(1+\beta)}}} \exp \left[-A_\beta \frac{\left(k - (Bt/\xi_0)^{\frac{1}{1+\beta}} \right)^2}{(t/\xi_0)^{1/(1+\beta)}} \right] & \text{if } \alpha > \frac{2\beta + 2}{2\beta + 1}, \end{cases} \tag{6}$$

where $f_{\alpha,\beta}(x)$ is a non-Gaussian scaling function (see ref. 42), and $A'_{\alpha,\beta}$, A_β , and B are constants depending on α and β . Specifically, $A'_{\alpha,\beta}$ and A_β set the width of the non-Gaussian and Gaussian distributions respectively, while B is the drift velocity of the peak of $P(k, t)$. In other words, the former constants modulate the heterogeneity of the interactions of an individual, while B/ξ_0 , sets the pace at which the degree of a node grows in time. How these constants can be calculated is described in the Methods section.

As a consequence of Eq. (6), the growth of the average degree $\langle k(t) \rangle$ is:

$$\langle k(t) \rangle \propto \begin{cases} t^{\alpha/(1+\beta)} & \text{if } \alpha < 1, \\ t^{1/(1+\beta)} & \text{if } \alpha > 1. \end{cases} \tag{7}$$

This solution leads to a dynamical phase diagram of the model, summarized in Fig. 1. For $\alpha < 1$, in the **Strong Burstiness Regime (StrBR)** burstiness strongly affects the dynamics. Here the scaling function $f_{\alpha,\beta}(x)$ is not Gaussian and the exponent $\alpha/(1+\beta)$, leading the growth of $\langle k(t) \rangle$, depends both on the burstiness and on the reinforcement exponents, β and α respectively. On the other hand, for $\alpha > (2\beta + 2)/(2\beta + 1)$, we have a **Suppressed Burstiness Regime (SupBR)**, where the dynamics is independent of α . In particular, the reinforcement driven behavior, described in ref. 27, is fully recovered with a Gaussian scaling function and a connectivity

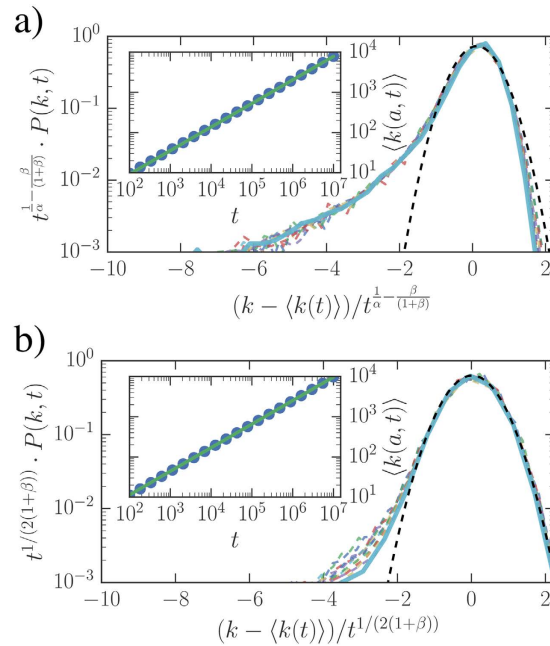


Figure 2. The scaling of the $P(k, t)$ function for (a) $\beta=0.7, \alpha=1.35$ (WBR region) and (b) $\beta=0.7, \alpha=1.6$ (SupBR regime). In each plot we consider logarithmically spaced times between $t=10^4$ and $t=10^7$ averaged over 10^5 representations of the single agent evolution. The curves referring to the longest time $t=10^7$ are shown in solid thick line, while shorter times are shown in dashed lines. A comparison with a normal distribution (black dashed lines) evidences a good agreement with the SupBR data (b) while it completely misses the WBR case (a). Insets plot the $\langle k(t) \rangle$ and the corresponding analytical prediction of Eq. (7) (green solid lines).

growing as $t^{1/(1+\beta)}$. Finally, for $1 < \alpha < (2\beta + 2)/(2\beta + 1)$ the average connectivity grows as $t^{1/(1+\beta)}$ just as in the systems with suppressed burstiness. In this regime, the scaling function is not Gaussian and its scaling length depends on the burstiness exponent α . We call this phase the **Weak Burstiness Regime (WBR)**. The non trivial dependence on β and α of the transition line between WBR and SupBR highlights the complex interplay between burstiness and tie reinforcement occurring for $1 < \alpha < 2$. Figure 2 shows that the curve $\alpha = (2\beta + 2)/(2\beta + 1)$ marks a transition from a Gaussian to a non Gaussian scaling function, providing a numerical support to the analytical asymptotic results. In particular, in Fig. 2(a) panel the left tail of the curve is slowly increasing with time, and the asymmetric distribution cannot be fitted with a Gaussian. On the other hand, in Fig. 2(b) we observe the opposite behavior: the long time curve is slowly converging to a normal PDF.

Multi-agent simulations. Interestingly, the single-agent model provides a qualitatively correct description even of the multi-agent case, where different agents display different activities (see Fig. 3). In particular, one can suppose that the degree distribution Eq. (6) holds for each node of the system if one replaces $a_0 t$ with $(a + \langle a \rangle)t$. In this case at and $\langle a \rangle t$ represent the contribution to the growth of the degree induced by the node activity and by the activity of the rest of the network respectively (see refs 27,43 for an explicit calculation in the case without burstiness). Simulations confirm that the approximation works quite well, however, larger evolution times are required for observing the asymptotic scaling behavior. The same hypothesis allows to evaluate the degree distribution among different agents. In particular, if the activity a is distributed according to Eq. (2), at a given time t the degrees, for large k , are distributed as:

$$\rho(k) \propto \begin{cases} k^{-[\nu(1+\beta)/\alpha+1]} = k^{-(\mu'+1)} & \text{if } \alpha < 1, \\ k^{-[\nu(1+\beta)+1]} = k^{-(\mu+1)} & \text{if } \alpha > 1. \end{cases} \quad (8)$$

As shown in Fig. 3(b) inset, the simulation results are well described by the asymptotic behavior in Eq. (8).

Real world dataset. We now compare the asymptotic behavior predicted by the model with real world datasets. In particular we consider Twitter Mentions Network and the citation network of PRB, see Methods for details.

We measure the α exponent leading the inter-event time distribution with the procedure found in ref. 44. In Twitter the distribution approximately follows a power-law (see Fig. 4(a) inset) with $\alpha \sim 0.946(14)$, while the exponents $\beta \sim 0.48$ and $\nu \sim 1.24(3)$ characterizing the tie activation strategy and the activity distribution have been measured in ref. 27. Since for Twitter $\alpha < 1$, we expect the system to fall in the StrBR region. In Fig. 4(b) we verified that, at different evolution times, $P(k, t)$ is not Gaussian. Moreover, the dynamical scaling of $P(k, t)$ and the asymptotic behaviors of $\langle k(t) \rangle$ and $\rho(k)$ follow the predicted behavior in Eqs (7,8). In the PRB dataset we find $\alpha = 2.06(10)$ as shown in Fig. 5(a). This system, therefore, falls in the SupBR region of the phase diagram.

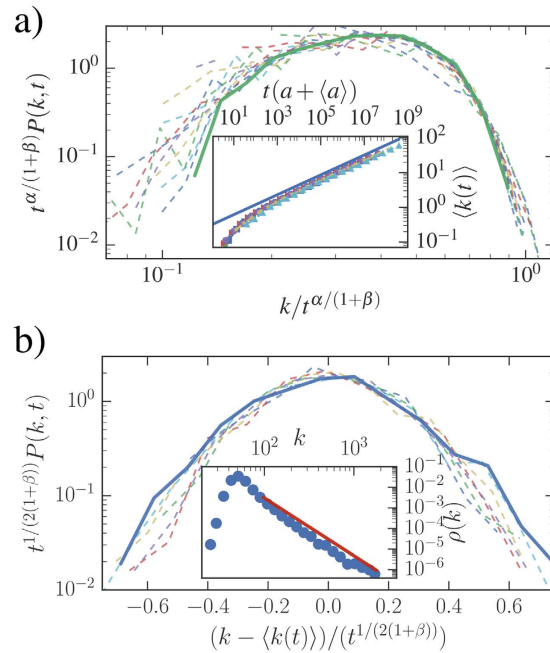


Figure 3. Numerical simulation of the full multi agent dynamics. (a) the rescaled $P(k, t)$ distribution for ξ_i distributed with $\nu=1.4$, $\alpha=0.5$, $\beta=0.75$. Curves refer to ten logarithmically spaced times between $t=10^5$ and $t=10^8$ (dashed lines, the longest time is shown in solid line). The data correspond to the StrBR regime. In the inset we show the growth of average degree for different activity classes (symbols) rescaled as $t \rightarrow t(a + \langle a \rangle)$. The analytical prediction of Eq. (7) is shown for comparison (blue solid line). (b) the $P(k, t)$ distribution for $\nu=1.2$, $\beta=0.5$ and $\alpha=2.2$, at seven logarithmically spaced times between $10^4 \leq t \leq 10^6$. Inset compares the degree distribution at the final simulation time (circles) with the analytical prediction (solid line) of Eq.(8).

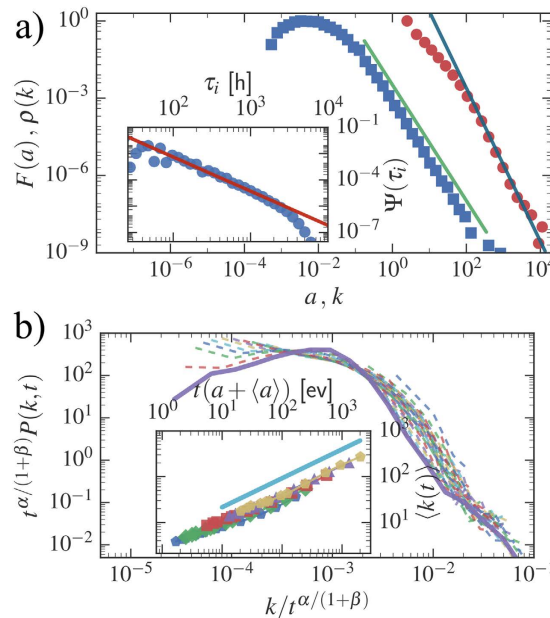


Figure 4. Twitter mentions dataset. (a) The activity distribution $F(a)$ (blue squares) fitted as $F(a) \propto a^{-(1+\nu)}$ (green solid line) with $\nu=1.24(3)$ and the degree distribution $\rho(k)$ (red circles) with the predicted behavior $\rho(k) \propto k^{-(1+\mu)}$ (blue solid line) of Eq. (8) giving $\mu'=1.94$, in good agreement with the measured value $\mu'_{\text{measured}}=2.03(5)$. In the inset we plot the waiting-time distribution $\Psi(\tau_i)$ (blue circles) and the fit $\Psi(\tau_i) \propto \tau_i^{-(1+\alpha)}$ (red solid line) giving $\alpha=0.946(14)$. (b) The distribution $P(a, k, t)$ for a selected activity class, the degree k is rescaled dividing by $t^{\alpha/(1+\beta)}$ where $\beta=0.47$ has been found in ref. 27 and α was evaluated in the upper panel. Inset shows the average degree growth $\langle k(t) \rangle$ for different activity classes a (symbols) rescaling time as $t \rightarrow t(a + \langle a \rangle)$. The predicted behavior of Eq. (7) is shown for comparison (green solid line).

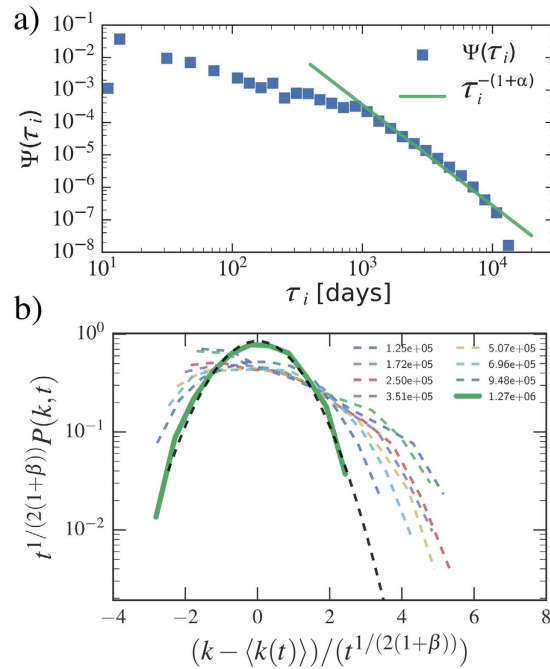


Figure 5. (a) The waiting-time distribution $\Psi(\tau_i)$ for the co-authorship network of the PRB journal (squares). We also show the fitting curve of the right tail $\Psi(\tau_i) \propto \tau_i^{-(1+\alpha)}$ giving $\alpha = 2.06(10)$. Given these results the system falls above the $\alpha = (2\beta + 2)/(2\beta + 1)$ curve, thus falling in the SupBR regime. In (b) we show the rescaled distribution at different evolution times (coloured dashed lines) with the longest time distribution in green solid line. The normal distribution fitting the empirical data is shown for comparison (black dashed line).

Consistently, in Fig. 5(b) we show that the analytical Gaussian prediction of Eq. (6) correctly catches the asymptotic behavior of $P(k, t)$. In this case the behavior of $\langle k(t) \rangle$ and $\rho(k)$ is described by the model without burstiness as shown in ref. 27.

Discussion

In summary, we introduced a new model, which is able to capture two key aspects driving the evolution of social networks: tie activation strategies and burstiness. We solved the ME of the model in the large time regime and in unsaturated degree approximation $1 \ll \langle k \rangle \ll N$, analytically exploring a complex phase space, where changes in the relative importance between the two mechanisms are linked to different degree distributions and emerging dynamics.

The proposed framework allows to classify the dynamical features of real social networks and thus anticipate their effects on spreading processes taking place on their fabrics. In particular, the model could help to clarify the role of burstiness on contagion phenomena, which is currently subject of a heated debate. It can also potentially be extended further by including other social processes such as the presence of communities or aging of nodes. Furthermore, in real world networks links appear with finite lifetimes and nodes typically enter or leave from the system during the network evolution. Our modelling framework does not include these dynamics. Earlier results⁴⁵ of node removal processes in activity-driven network models suggest that after an initial period the network arrives to a stationary state, where its overall characteristics become time invariant. We leave the inclusion of such important processes in our model for future investigations.

Methods

Dataset. The analyzed dataset is the Twitter fire-hose (i.e. all the citations done from all the users) from January the 1st to September the 31st of 2008. The dataset consists of 536,210 nodes performing about 160 M events and connected by 2.6 M edges.

Since the data are daily aggregated we infer the inter-event time distribution for $\tau_i \lesssim 24$ h by assuming the events done by a node within a single day to be homogeneously distributed during the 24 hours of the day. As we are measuring the α exponent leading the $\Psi(\tau_i) \propto \tau_i^{-(1+\alpha)}$ in the right tail of the distribution this assumption does not change the resulting α . The α, ν , and μ exponents are measured using the procedure found in ref. 44 and reads $\alpha = 1.946(14)$, $\nu = 1.24(3)$, and $\mu' = 2.03(5)$ respectively.

The PRB dataset contains data from January 1970 to December 2007. The data are cleaned so as to not take into account the papers with a single author. Moreover, we do not include large collaborations in our analysis (papers with more than ten authors). Here data are naturally aggregated by month and we remark that to avoid problems of name disambiguation we used the data generated from ref. 46. To obtain the exponent α we apply to $\Psi(\tau_i)$ the same procedure⁴⁴ of the Twitter case. In PRB we measure $\alpha = 2.06(10)$ so that the dataset belongs to the suppressed burstiness regime.

In both cases, to measure the reinforcement process and specifically the β exponent we measure the attachment probability on nodes featuring similar stories, i.e. with a comparable activity a_i (i.e. the number of events actually engaged by the node i) and final degree k_i (see ref. 27 for details). We then refer the reader to the work in ref. 27 for the $F(a)$ and the $\rho(k)$ distributions analysis.

Master Equation in the single agent approximation. In the calculation of $P(k, t)$ within the single agent approximation we perform the Fourier Transform of Eq. (4):

$$\begin{aligned} \tilde{Q}(k, \omega) = & \tilde{C} \left[\frac{c^\beta}{(c+k-1)^\beta} \tilde{Q}(k-1, \omega) \int_{\xi_0}^\infty \frac{e^{i\omega t'}}{t'^{\alpha+1}} dt' \right. \\ & \left. + \left(1 - \frac{c^\beta}{(c+k)^\beta} \right) \tilde{Q}(k, \omega) \int_{\xi_0}^\infty \frac{e^{i\omega t'}}{t'^{\alpha+1}} dt' \right] + \delta(k, 0). \end{aligned} \tag{9}$$

where $\tilde{Q}(k, \omega)$ is the transform of $Q(k, t)$ and $\tilde{C} = \alpha \xi_0^\alpha$. By taking the limit $k \rightarrow \infty$ of Eq. (9) we end up with

$$\tilde{Q}(k, \omega) = \tilde{C} \left[\left(\frac{c}{k} \right)^\beta \left[-\frac{\partial \tilde{Q}}{\partial k} + \frac{1}{2} \frac{\partial^2 \tilde{Q}}{\partial k^2} \right] \int_{\xi_0}^\infty \frac{e^{i\omega t'}}{t'^{\alpha+1}} dt' + \tilde{Q}(k, \omega) \int_{\xi_0}^\infty \frac{e^{i\omega t'}}{t'^{\alpha+1}} dt' \right] + \delta(k, 0). \tag{10}$$

The issue is now to compute the integral appearing in Eq. (10). For $\omega \rightarrow 0$ we have

$$\tilde{C} \int_{\xi_0}^\infty \frac{e^{i\omega t'}}{t'^{\alpha+1}} dt' \sim 1 + \gamma_\alpha(\omega) = \begin{cases} 1 - |\xi_0 \omega|^\alpha A_\alpha & \text{if } \alpha < 1, \\ 1 - i \xi_0 \omega \frac{\alpha}{\alpha - 1} + |\xi_0 \omega|^\delta C_\alpha & \text{if } \alpha > 1, \end{cases} \tag{11}$$

where $A_\alpha = \Gamma(1 - \alpha) \left[\cos\left(-\frac{\pi\alpha}{2}\right) + i \operatorname{sign}(\omega) \sin\left(-\frac{\pi\alpha}{2}\right) \right]$ and

$$\delta = \begin{cases} \alpha & \text{if } 1 < \alpha < 2, \\ 1 & \text{if } \alpha > 2 \end{cases}, \quad C_\alpha = \begin{cases} \Gamma(2 - \alpha) \left[\cos\left(\frac{\pi\alpha}{2}\right) - i \operatorname{sign}(\omega) \sin\left(\frac{\pi\alpha}{2}\right) \right] / (\alpha - 1) & \text{if } 1 < \alpha < 2, \\ \alpha(\alpha - 2) & \text{if } \alpha > 2 \end{cases}. \tag{12}$$

In Eq.(10) keeping the leading orders for large k and small ω the first integral can be approximated to the zero-th order in ω while the second should be expanded as Eq. (11):

$$\tilde{Q}(k, \omega) = \left(\frac{c}{k} \right)^\beta \left[-\frac{\partial \tilde{Q}}{\partial k} + \frac{1}{2} \frac{\partial^2 \tilde{Q}}{\partial k^2} \right] + \tilde{Q}(k, \omega) (1 + \gamma_\alpha(\omega)) + \delta(k, 0). \tag{13}$$

We now introduce the new variable $h = k^{1+\beta}$, so that $\frac{1}{k^\beta} \frac{\partial}{\partial k} = (\beta + 1) \frac{\partial}{\partial h}$ and for large $h \frac{1}{k^\beta} \frac{\partial^2}{\partial k^2} \sim (1 + \beta)^2 h^{\frac{\beta}{\beta+1}} \frac{\partial^2}{\partial h^2}$. We then have:

$$0 = -(\beta + 1) \frac{\partial \tilde{Q}}{\partial h} + \frac{(\beta + 1)^2}{2} h^{\frac{\beta}{\beta+1}} \frac{\partial^2 \tilde{Q}}{\partial h^2} + \tilde{Q}(h, \omega) \gamma_\alpha(\omega) + \delta(h, 0). \tag{14}$$

Introducing now $\bar{Q}(q, \omega)$, the Fourier Transform of $\tilde{Q}(h, \omega)$ with respect h , we have:

$$0 = iq(\beta + 1) \bar{Q}(q, \omega) + \frac{(\beta + 1)^2}{2} \int e^{-ihq} h^{\frac{\beta}{\beta+1}} \frac{\partial^2 \tilde{Q}}{\partial h^2} + \bar{Q}(q, \omega) \gamma_\alpha(\omega) + 1. \tag{15}$$

Let us now perform the Fourier Transform with respect to h and t also for Eq. (5). We get:

$$\bar{P}(q, \omega) = \bar{Q}(q, \omega) \int_{\xi_0}^\infty e^{i\omega t'} \int_{\tau'}^\infty \frac{\tilde{C}}{\tau'^{\alpha+1}} dt' d\tau' = \begin{cases} A_{\alpha-1} |\xi_0 \omega|^{\alpha-1} \xi_0 \bar{Q}(q, \omega) & \text{if } \alpha < 1, \\ \frac{\xi_0}{\alpha - 1} \bar{Q}(q, \omega) & \text{if } \alpha > 1, \end{cases}. \tag{16}$$

For $\alpha < 1$, we can plug Eq. (16) into Eq. (15) and keeping the first order for $\omega \rightarrow 0$ and $q \rightarrow 0$ we have:

$$A_\alpha (\xi_0 |\omega|)^\alpha \bar{P}(q, \omega) + ic^\beta (1 + \beta) q \bar{P}(q, \omega) = A_{\alpha-1} |\xi_0 \omega|^{\alpha-1} \xi_0, \tag{17}$$

so that:

$$\bar{P}(q, \omega) = \frac{A_{\alpha-1} |\xi_0 \omega|^{\alpha-1} \xi_0}{A_\alpha (\xi_0 |\omega|)^\alpha + ic^\beta (1 + \beta) q}, \tag{18}$$

This equation is the same of Eqq. (8) discussed in details in ref. 42, so that we can extract the asymptotic solution:

$$P(h, t) = \frac{1}{c^\beta (\beta + 1)(t/\xi_0)^\alpha} f_\alpha \left(\frac{h}{c^\beta (\beta + 1)(t/\xi_0)^\alpha} \right) \tag{19}$$

where f_α is a Lévy function. Reintroducing the degree variable $k = h^{1/(1+\beta)}$ we obtain the first of Eq. (6).

For $\alpha > 1$, we plug again Eq. (16) into Eq. (15) and we have:

$$-ia_1 \omega \xi_0^\beta \bar{P}(q, \omega) - C_\alpha |\xi_0 \omega|^\delta \bar{P}(q, \omega) = i(\beta + 1)c^\beta q \bar{P}(q, \omega) + \frac{c^\beta}{2}(1 + \beta)^2 \times \int e^{-iqh} h^{\frac{\beta}{\beta+1}} \frac{\partial^2 \tilde{P}(h, \omega)}{\partial h^2} dh + \frac{\xi_0}{\alpha - 1}. \tag{20}$$

where $a_1 = \alpha/(\alpha - 1)$. Here we have to take into account the second order for small ω and q . Indeed the first order term in q can be subtracted by introducing the variable $\omega' = \omega + \frac{(\beta+1)c^\beta q}{a_1 \xi_0} = B \xi_0^{-1} q$ (where B is a numerical constant). In the direct space, this corresponds to a shift of the h variable $h' = h - vt$ with $v = B \xi_0^{-1}$. Introducing in (20) the shifted variables, we now get:

$$-ia_1 \omega' \xi_0^\beta \bar{P}(q, \omega' - B \xi_0^{-1} q) - C_\alpha |\omega' - Bq|^\delta \bar{P}(q, \omega' - B \xi_0^{-1} q) = \frac{c^\beta (1 + \beta)^2}{2} \iint e^{-i(qh' + \omega't)} (h' + B \xi_0^{-1} t)^{\frac{\beta}{1+\beta}} \frac{\partial^2}{\partial h'^2} P((h' + B \xi_0^{-1} t), t) \times dh' dt + \frac{\xi_0}{\alpha - 1}. \tag{21}$$

Eq.(21) displays different behaviors whether, for $q \rightarrow 0$ and $\omega \rightarrow 0$, the term $C_\alpha |\omega' - Bq|^\delta \bar{P}(q, \omega' - B \xi_0^{-1} q)$ is dominant with respect to the integral. This can be discussed introducing a scaling hypothesis in Eq.(21). In particular, we expect $P(h, t) \sim \frac{1}{t^\gamma} g\left(\frac{h-vt}{t^\gamma}\right)$ with $\gamma < 1$. In the Fourier space we get:

$$\bar{P}(q, \omega) = \int e^{i\omega t + iqh} \frac{1}{t^\gamma} g\left(\frac{h - vt}{t^\gamma}\right) dt dh = \int e^{i\omega t + iq(h' + vt)} \frac{1}{t^\gamma} g\left(\frac{h'}{t^\gamma}\right) dt dh' = \int e^{it' + iq' \left(\frac{\omega + vq}{t'}\right)^\gamma} g\left(\frac{q' \left(\frac{\omega + vq}{t}\right)^\gamma}{\omega + vq} \frac{dq'}{q}\right) \frac{dt'}{\omega + vq} = \frac{1}{\omega + vq} \left(\frac{q}{\omega + vq}\right)^\gamma, \tag{22}$$

Comparing the second integral with the final result we obtain the scaling form of the Fourier transform of $P(h' + vt, t)$:

$$\hat{P}(q, \omega) = \int e^{i\omega t + iqh'} P((h' + vt, t)) dt dh = \frac{1}{\omega} \bar{g}\left(\frac{q}{\omega^\gamma}\right) \tag{23}$$

Let us now focus on the integral in Eq.(21). First we can approximate $(h' + B \xi_0^{-1} t) \simeq B \xi_0^{-1} t$, as we expect $h' \ll t$. Then we can integrate it by parts and write $P(h' + B \xi_0^{-1} t, t)$ as $\int e^{i\tilde{\omega} t + i\tilde{q} h'} \hat{P}(\tilde{q}, \tilde{\omega}) d\tilde{q} d\tilde{\omega}$ getting:

$$-q^2 \iint dh' dt e^{-iqh'} e^{-i\omega't} (B \xi_0^{-1} t)^{\frac{\beta}{1+\beta}} \int e^{i\tilde{\omega} t + i\tilde{q} h'} \hat{P}(\tilde{q}, \tilde{\omega}) d\tilde{q} d\tilde{\omega} = -q^2 \iint dt d\tilde{\omega} e^{-i\omega't + i\tilde{\omega} t} \times (B \xi_0^{-1} t)^{\frac{\beta}{1+\beta}} \hat{P}(q, \tilde{\omega}). \tag{24}$$

Now we insert the scaling form of $\hat{P}(q, \tilde{\omega})$ of Eq. (22). Introducing first $\omega' t = z$ and then $\tilde{\omega}/\omega' = y$, we get:

$$-\frac{q^2}{\omega'^{\frac{\beta}{1+\beta}}} \iint dy dz e^{-iz + izy} (B \xi_0^{-1} z)^{\frac{\beta}{1+\beta}} \frac{1}{\omega' y} \bar{g}\left(\frac{q}{y^\gamma \omega'^\gamma}\right) = -\frac{q^2 \xi_0}{(\xi_0 \omega')^{\frac{1+2\beta}{1+\beta}}} \bar{H}\left(\frac{q}{\omega'^\gamma}\right), \tag{25}$$

where $\bar{H}(x)$ is a new scaling function. Putting Eq.s (25) and (22) ($v = B \xi_0^{-1}$) in Eq. (21) we get:

$$-ia_1 \bar{g}\left(\frac{q}{\omega'^\gamma}\right) - C_\alpha \left| (\xi_0 \omega')^{1 - \frac{1}{\delta_\alpha}} - \frac{Bq}{(\xi_0 \omega')^{1/\delta_\alpha}} \right|^{\delta_\alpha} \bar{g}\left(\frac{q}{\omega'^\gamma}\right) + \frac{c^\beta}{2} (1 + \beta)^2 \left(\frac{q}{(\xi_0 \omega')^{\frac{1+2\beta}{2+2\beta}}} \right)^2 \bar{H}\left(\frac{q}{\omega'^\gamma}\right) = \frac{1}{\alpha - 1}. \tag{26}$$

Clearly from Eq.(26) we have $q \sim \omega'^\gamma$ and, since $1 - \frac{1}{\delta_\alpha} > \gamma - \frac{1}{\delta_\alpha}$, we get that $(\xi_0 \omega')^{1 - \frac{1}{\delta_\alpha}}$ is always sub-leading with respect $\frac{Bq}{(\xi_0 \omega')^{\frac{1}{\delta_\alpha}}}$. From Eq. (26) we get that γ can have the following values: $\gamma = \frac{1}{\delta_\alpha} = \frac{1}{\alpha}$ if the term

$A(q, \omega') = C_\alpha \left| \frac{Bq}{(\xi_0 \omega')^{\frac{1}{\alpha}}} \right|^{\delta_\alpha} \bar{g}\left(\frac{q}{\omega'^\gamma}\right)$ dominates over $B(q, \omega') = \frac{c^\beta}{2}(1 + \beta)^2 q^2 (\xi_0 \omega')^{-2\frac{1+2\beta}{2+2\beta}} \bar{H}\left(\frac{q}{\omega'^\gamma}\right)$; or $\gamma = \frac{1+2\beta}{2+2\beta}$ if $B(q, \omega')$ dominates.

In particular, if $\alpha < \frac{2\beta+2}{2\beta+1} < 2$, we have $\delta_\alpha = \alpha < \frac{2\beta+2}{2\beta+1}$ and $\gamma = \frac{1}{\alpha}$. In this case, indeed, since $q \sim \omega'^\gamma$, we get $A(q, \omega') \sim O(1)$, while $B(q, \omega') \sim O\left(\omega'^{\frac{2}{\alpha} - 2\frac{1+2\beta}{2+2\beta}}\right)$. The scaling form of $P(k, t)$ can be recovered taking into account that the maximum of $P(h, t)$ grows as $h = vt$ and we can expand $P(h, t)$ with respect to the small variable $\varepsilon = \frac{1}{h^{1+\beta}} - \frac{1}{(vt)^{1+\beta}}$:

$$P(h, t) = \frac{1}{(t/\xi_0)^{\frac{1}{\alpha}}} \bar{g}\left(\frac{h - vt}{(t/\xi_0)^{\frac{1}{\alpha}}}\right) = \frac{1}{(t/\xi_0)^{\frac{1}{\alpha}}} \bar{g}\left(\frac{\left(\varepsilon + (vt)^{\frac{1}{1+\beta}}\right)^{1+\beta} - vt}{(t/\xi_0)^{\frac{1}{\alpha}}}\right) \approx \frac{1}{(t/\xi_0)^{\frac{1}{\alpha}}} \bar{g}\left(\frac{(1 + \beta)(vt)^{\frac{\beta}{1+\beta}} \varepsilon}{(t/\xi_0)^{\frac{1}{\alpha}}}\right) \tag{27}$$

where the dependence on ξ_0 is determined by the fact that in Eq. (26) ω' always occurs through $\omega' \xi_0$. Let us change the variable h into $k = h^{\frac{1}{1+\beta}}$ taking into account that $dh = (1 + \beta)h^{\frac{\beta}{1+\beta}} dk \simeq (1 + \beta)(vt)^{\frac{\beta}{1+\beta}} dk$. We get

$$P(k, t) = \frac{1 + \beta}{(t/\xi_0)^{\frac{1}{\alpha}} (vt)^{-\frac{\beta}{1+\beta}}} \bar{g}\left(\frac{k - (vt)^{\frac{1}{1+\beta}}}{(1 + \beta)(t/\xi_0)^{\frac{1}{\alpha}} (vt)^{\frac{\beta}{1+\beta}}}\right) = \frac{1}{(t/\xi_0)^{\frac{1}{\alpha} - \frac{\beta}{(1+\beta)}}} f_{\alpha\beta}\left(\frac{A'_{\alpha,\beta} k - (Bt/\xi_0)^{1/(1+\beta)}}{(t/\xi_0)^{\frac{1}{\alpha} - \frac{\beta}{(1+\beta)}}}\right) \tag{28}$$

So we obtain the second of Eq. (6).

Otherwise, if $\alpha > \frac{2\beta+2}{2\beta+1}$, $\gamma = \frac{1+2\beta}{2+2\beta}$, $B(q, \omega') \sim O(1)$ dominates over $A(q, \omega') \sim O\left(\omega'^{\alpha\frac{1+2\beta}{2+2\beta}-1}\right)$. In particular in Eq. (20) we can neglect the term $C_\alpha |\xi_0 \omega'|^{\delta_\alpha} \bar{P}(q, \omega)$. So that returning to the direct space and reintroducing the variable k we get:

$$a_1 \omega \xi_0 \frac{\partial P}{\partial t} = \frac{c^\beta}{k^\beta} \left(-\frac{\partial P}{\partial k} + \frac{1}{2} \frac{\partial^2 P}{\partial k^2} \right) + \frac{\xi_0}{\alpha - 1} \delta(t - 0) \delta(k - 0). \tag{29}$$

Eq. (29) has been studied in ref. 27 showing that $P(k, t)$ is a Gaussian function described by the third of Eq. (6).

Degree distribution $\rho(k)$. The degree distribution $\rho(k)$ can be evaluated in the hypothesis that $P(k, t)$ display the behavior of Eq. (6) even in the multi-site case. Clearly, at fixed time t , we have:

$$\rho(k) = \int F(\xi_0) P(k, t) d\xi_0, \tag{30}$$

where $F(\xi_0)$ is the distribution of the lower-cut off ξ_0 of the inter-event times. We will consider a distribution of ξ_0 going as $F(\xi) \propto \xi^{\nu-1}$ corresponding to an activity distribution behaving as: $F(a) \propto a^{-(\nu+1)}$ indeed $a \propto \xi^{-1}$. For the case $\alpha < 1$ we get:

$$\rho(k) \propto \int \xi^{\nu-1} \xi^{-\alpha(1+\beta)} f_{\alpha\beta}\left(\frac{k}{(t/\xi)^{\alpha(1+\beta)}}\right) d\xi = \mathcal{B} k^{-\left[\frac{1+\beta}{\alpha} \nu + 1\right]} = \mathcal{B} k^{-(1+\mu)}, \tag{31}$$

where \mathcal{B} is a constant. For $\alpha > 1$ we note that in the large t limit the degree distributions tends to $P(k, t) \rightarrow \delta\left(k - (B\xi_0^{-1}t)^{\frac{1}{1+\beta}}\right)$ so that we obtain:

$$\rho(k) \propto k^{-[(1+\beta)\nu+1]} = k^{-(\mu+1)}. \tag{32}$$

References

- Butts, C. T. A relational event framework for social action. *Sociological Methodology* **38**, 155–200 (2008).
- Holme, P. & Saramäki, J. Temporal networks. *Physics Reports* **519**, 97–125 (2012).
- Holme, P. Modern temporal network theory: a colloquium. *The European Physical Journal B* **88**, 1–30 (2015).
- Gonçalves, B. & Perra, N. *Social phenomena: From data analysis to models* (Springer, 2015).
- Liu, S., Perra, N., Karsai, M. & Vespignani, A. Controlling contagion processes in activity driven networks. *Physical Review Letters* **112**, 118702 (2014).

6. Isella, L. *et al.* What's in a crowd? analysis of face-to-face behavioral networks. *Journal of theoretical biology* **271**, 166–180 (2011).
7. Grindrod, P., Parsons, M. C., Higham, D. J. & Estrada, E. Communicability across evolving networks. *Physical Review E* **83**, 046120 (2011).
8. Praprotnik, S. & Batagelj, V. Spectral centrality measures in temporal networks. *Ars Mathematica Contemporanea* **11** (2015).
9. Ghoshal, G. & Holme, P. Attractiveness and activity in internet communities. *Physica A: Statistical Mechanics and its Applications* **364**, 603–609 (2006).
10. Saramäki, J. & Moro, E. From seconds to months: an overview of multi-scale dynamics of mobile telephone calls. *The European Physical Journal B* **88**, 1–10 (2015).
11. Saramäki, J. *et al.* Persistence of social signatures in human communication. *Proceedings of the National Academy of Sciences* **111**, 942–947 (2014).
12. Liu, S.-Y., Baronchelli, A. & Perra, N. Contagion dynamics in time-varying metapopulation networks. *Physical Review E* **87**, 032805 (2013).
13. Miritello, G., Moro, E. & Lara, R. Dynamical strength of social ties in information spreading. *Physical Review E* **83**, 045102 (2011).
14. Starnini, M. & Pastor-Satorras, R. Temporal percolation in activity-driven networks. *Physical Review E* **89**, 032807 (2014).
15. Valdano, E., Ferreri, L., Poletto, C. & Colizza, V. Analytical computation of the epidemic threshold on temporal networks. *Physical Review X* **5**, 021005 (2015).
16. Rocha, L. E. & Blondel, V. D. Bursts of vertex activation and epidemics in evolving networks. *PLoS Comput Biol* **9**, e1002974 (2013).
17. Scholtes, I. *et al.* Causality-driven slow-down and speed-up of diffusion in non-markovian temporal networks. *Nature communications* **5** (2014).
18. Han, D., Sun, M. & Li, D. Epidemic process on activity-driven modular networks. *Physica A: Statistical Mechanics and its Applications* **432**, 354–362 (2015).
19. Morris, M. & Kretzschmar, M. Concurrent partnerships and the spread of hiv. *Aids* **11**, 641–648 (1997).
20. Rocha, L. E. & Masuda, N. Random walk centrality for temporal networks. *New Journal of Physics* **16**, 063023 (2014).
21. Kivelä, M. *et al.* Multiscale analysis of spreading in a large communication network. *Journal of Statistical Mechanics: Theory and Experiment* **2012**, P03005 (2012).
22. Jackson, M. O. *et al.* *Social and economic networks* vol. 3 (Princeton university press Princeton, 2008).
23. Onnela, J.-P. *et al.* Structure and tie strengths in mobile communication networks. *Proceedings of the National Academy of Sciences* **104**, 7332–7336 (2007).
24. Karsai, M., Perra, N. & Vespignani, A. Time varying networks and the weakness of strong ties. *Scientific Reports* **4**, 4001 (2014).
25. Miritello, G., Lara, R., Cebrian, M. & Moro, E. Limited communication capacity unveils strategies for human interaction. *Scientific Reports* **3**, 1950 (2013).
26. Gonçalves, B., Perra, N. & Vespignani, A. Modeling users' activity on twitter networks: Validation of dunbar's number. *PLoS ONE* **6**, e22656 (2011).
27. Ubaldi, E. *et al.* Asymptotic theory for the dynamic of networks with heterogeneous activity and social ties allocation. *Scientific Reports* **6**, 35724 (2016).
28. Granovetter, M. The strength of weak ties: A network theory revisited. *Sociological Theory* **1**, 201–233 (1983).
29. Weng, L., Karsai, M., Perra, N., Menczer, F. & Flammini, A. Attention on weak ties in social and communication networks. *arXiv preprint arXiv:1505.02399* (2015).
30. Malmgren, R. D., Stouffer, D. B., Motter, A. E. & Amaral, L. A. N. A poissonian explanation for heavy tails in e-mail communication. *Proceedings of the National Academy of Sciences* **105**, 18153–18158 (2008).
31. Moinet, A., Starnini, M. & Pastor-Satorras, R. Burstiness and aging in social temporal networks. *Physical Review Letters* **114**, 108701 (2015).
32. Goh, K.-I. & Barabási, A.-L. Burstiness and memory in complex systems. *EPL (Europhysics Letters)* **81**, 48002 (2008).
33. Vázquez, A. *et al.* Modeling bursts and heavy tails in human dynamics. *Physical Review E* **73**, 036127 (2006).
34. Barabasi, A.-L. The origin of bursts and heavy tails in human dynamics. *Nature* **435**, 207–211 (2005).
35. Karsai, M., Kaski, K., Barabási, A.-L. & Kertész, J. Universal features of correlated bursty behaviour. *Scientific Reports* **2**, 397 (2012).
36. Jo, H.-H., Karsai, M., Kertész, J. & Kaski, K. Circadian pattern and burstiness in mobile phone communication. *New Journal of Physics* **14**, 013055 (2012).
37. Karsai, M., Kaski, K. & Kertész, J. Correlated dynamics in egocentric communication networks. *PLoS ONE* **7**, e40612 (2012).
38. Karsai, M. *et al.* Small but slow world: How network topology and burstiness slow down spreading. *Physical Review E* **83**, 025102 (2011).
39. Perra, N., Gonçalves, B., Pastor-Satorras, R. & Vespignani, A. Activity driven modeling of time varying networks. *Scientific Reports* **2**, 469 (2012).
40. Vincenzo Tomasello, M., Perra, N., Juan Tesson, C., Karsai, M. & Schweitzer, F. The role of endogenous and exogenous mechanisms in the formation of R%D networks. *arXiv preprint arXiv:1403.4106* (2014).
41. Ribeiro, B., Perra, N. & Baronchelli, A. Quantifying the effect of temporal resolution on time-varying networks. *Scientific Reports* **3**, 3006 (2013).
42. Burioni, R., Gradenigo, G., Sarracino, A., Vezzani, A. & Vulpiani, A. Rare events and scaling properties in field-induced anomalous dynamics. *Journal of Statistical Mechanics: Theory and Experiment* **2013**, P09022 (2013).
43. Starnini, M. & Pastor-Satorras, R. Topological properties of a time-integrated activity-driven network. *Physical Review E* **87**, 062807 (2013).
44. Clauset, A., Shalizi, C. R. & Newman, M. E. J. Power-law distributions in empirical data. *SIAM Review* **51**, 661–703 (2009).
45. Laurent, G., Saramäki, J. & Karsai, M. From calls to communities: a model for time varying social networks. *Eur. Phys. J. B* **88**, 301 (2015).
46. Radicchi, F., Fortunato, S., Markines, B. & Vespignani, A. Diffusion of scientific credits and the ranking of scientists. *Physical Review E* **80**, 056103 (2009).

Acknowledgements

We warmly thank A. Vespignani for useful suggestions and discussions.

Author Contributions

All authors (E.U., A.V., M.K., N.P. and R.B.) contributed to all aspects of this work.

Additional Information

Competing Interests: The authors declare no competing financial interests.

How to cite this article: Ubaldi, E. *et al.* Burstiness and tie activation strategies in time-varying social networks. *Sci. Rep.* **7**, 46225; doi: 10.1038/srep46225 (2017).

Publisher's note: Springer Nature remains neutral with regard to jurisdictional claims in published maps and institutional affiliations.



This work is licensed under a Creative Commons Attribution 4.0 International License. The images or other third party material in this article are included in the article's Creative Commons license, unless indicated otherwise in the credit line; if the material is not included under the Creative Commons license, users will need to obtain permission from the license holder to reproduce the material. To view a copy of this license, visit <http://creativecommons.org/licenses/by/4.0/>

© The Author(s) 2017