

The wave equation for stiff strings and piano tuning

*Xavier Gràcia

Universitat Politècnica de
Catalunya
xavier.gracia@upc.edu

Tomás Sanz-Perela

Universitat Politècnica de
Catalunya
tomassanzperela@gmail.com

*Corresponding author

Resum (CAT)

Estudiem l'equació de les ones per a una corda amb rigidesa. Resolem l'equació i n'enunciem un teorema d'unicitat amb condicions de contorn adequades. Per a una corda punxada calculem l'espectre, que és lleugerament inharmònic. Per tant, l'habitual escala de 12 divisions iguals de l'octava justa no és la millor elecció per afinar instruments com ara el piano. Basant-nos en la teoria de la dissonància, proporcionem una manera d'afinar el piano a fi de millorar-ne la consonància. Una bona solució s'obté afinant una nota i la seva quinta tot minimitzant els seus batecs.

Abstract (ENG)

We study the wave equation for a string with stiffness. We solve the equation and provide a uniqueness theorem with suitable boundary conditions. For a pinned string we compute the spectrum, which is slightly inharmonic. Therefore, the widespread scale of 12 equal divisions of the just octave is not the best choice to tune instruments like the piano. Basing on the theory of dissonance, we provide a way to tune the piano in order to improve its consonance. A good solution is obtained by tuning a note and its fifth by minimizing their beats.

Keywords: *wave equation, vibrating string, stiffness, inharmonic spectrum, musical scale, dissonance.*

MSC (2010): 00A65, 35G16, 35L05, 74K05.

Received: February 4th, 2016.

Accepted: June 23th, 2016.

Acknowledgement

X.G. acknowledges partial financial support by Generalitat de Catalunya project 2014–SGR–634. The authors wish to thank the anonymous referee whose comments have greatly improved the paper.



1. Introduction

The problem of finding appropriate scales for playing music has worried musical theorists and instrument makers for centuries. There is a close relationship between the theory of musical scales and the frequency spectra of musical instruments; indeed, the harmonic spectrum of most instruments has led to the present day tempered scale, with 12 *equal divisions of the octave* (12-edo). However, piano strings have some degree of stiffness, which implies that their spectrum is slightly inharmonic, and this explains why the tuning of the piano is actually “stretched”, with octaves slightly larger than should; see [6, p. 389]. The purpose of this paper is to perform an accurate mathematical study of the wave equation of a string with stiffness, and what does it imply to the choice of a scale. Throughout the paper we will assume an elementary knowledge of acoustics (physical and perceptive properties of the sound) and of music theory (intervals and the tempered scale); for the benefit of the reader, we have collected some of these notions in an appendix.

The classical wave equation, $u_{tt} = c^2 u_{xx}$, models a perfectly elastic string. If we want to take the stiffness into account, we need to modify the equation. The simplest way to do this consists in adding a term coming from the Euler–Bernoulli beam equation, which is used to model the deflection of rigid bars. The result is a fourth order PDE of the form $u_{tt} = c^2 u_{xx} - M^2 u_{xxxx}$ that has been seldom studied in the acoustics literature [6, 10], and often sketchily. This is why we have found it convenient to perform a more detailed and self-contained study with rather elementary techniques; see Section 2. We compute the explicit form of the solutions, which turns out to be the same as in the non-stiff case, except by the fact that the frequency spectrum is no longer harmonic, but of the form $f_n = n f_0 \sqrt{1 + Bn^2}$, with $n \geq 1$, where B is a constant depending on the physical parameters of the string. We also show the existence and uniqueness for the PDE with appropriate boundary conditions.

For piano strings the value of the inharmonicity parameter B is about 10^{-3} . This means that its spectral frequencies slightly deviate from the harmonic ones (it has a “stretched harmonic spectrum”). Though small, this deviation is of great importance for the consonance of the intervals between notes, because the human ear is very sensitive to frequency differences.

The auditory perception qualifies some musical sounds as *consonant* (“pleasant”), whereas others are *dissonant*. As it is explained in more detail in Section 3 and in the Appendix, there is a close relationship between dissonance, spectrum and scale: the choice of the notes used to play music aims to achieve the best possible consonance, and this consonance depends directly on the spectrum of the sounds. Therefore, the fact that stiff strings have a slightly inharmonic spectrum leads to reconsider the exact tuning of the notes we play with them. A tool to perform a systematic study of this problem is the *dissonance curve* of a spectrum. Basing on experimental results by Plomp and Levelt [11], one can define a function to measure the dissonance of two notes as a function of their frequency ratio, and draw a dissonance curve, which depends strongly on the spectrum. The local minima of this curve indicate possible good choices for the notes of the scale as far as the consonance of its intervals is concerned, [15].

We apply this approach to the string with stiffness. Its spectrum is given by $f_n = n f_0 \sqrt{1 + Bn^2}$ (see Section 2) and therefore the ratio between the first and the second partials is not the just octave 2:1, but a “stretched octave” $2\sqrt{1 + 4B}/\sqrt{1 + B}$. So, we wonder if there exist scales for this spectrum that could possibly be more “consonant” than the usual 12-edo scale. Aiming to preserve the freedom to modulate to any tonality, we look for a scale with equal steps, or, equivalently, equal divisions of a certain interval, as for instance a stretched octave. In Section 4 we use the dissonance curve of the stretched spectrum to study this problem in two different ways. One is based in the coincidence of some partials. The other one

minimizes a weighted mean of the dissonance. As a result, we obtain that a good solution is to tune the fifth by making the second partial of the higher note to coincide with the third partial of the fundamental note.

The paper is organised as follows. In Section 2 we study the modelling of a string with stiffness: we give an explicit solution of the equation when the boundary conditions are those of a pinned string, we present a rigorous derivation of its spectrum, and we state a uniqueness theorem. In Section 3 we recall some facts about the theory of dissonance and how to draw dissonance curves, and we obtain the dissonance curve of the string with stiffness. In Section 4 we study several proposals to tune the piano, either based in the coincidence of partials or the minimization of the mean dissonance. Section 5 is devoted to conclusions. Finally, an appendix gathers some basic concepts of acoustics and music theory.

2. The wave equation for the string with stiffness

It is well known [14, 16] that the motion of a vibrating string (for instance, a violin string) can be represented by the solutions of the problem

$$\begin{cases} \frac{\partial^2 u}{\partial t^2} = c^2 \frac{\partial^2 u}{\partial x^2} & x \in (0, L), t > 0 \\ u(0, t) = u(L, t) = 0 & t \geq 0 \\ u(x, 0) = \phi(x) & x \in [0, L] \\ \partial_t u(x, 0) = \psi(x) & x \in [0, L], \end{cases}$$

where $u(x, t)$ represents the transversal displacement of the string of length L (represented by the interval $[0, L]$) from its equilibrium position, and $\phi(x)$ and $\psi(x)$ are, respectively, the initial shape and velocity of the string. The boundary conditions $u(0, t) = u(L, t) = 0$ for $t \geq 0$ mean that the string has fixed ends and $c^2 = \tau/\rho$, with τ the tension of the string and ρ its linear density. The value c is the velocity of the travelling waves along the string.

The solution of this equation can be computed using the method of separation of variables, obtaining

$$u(x, t) = \sum_{n=1}^{\infty} [a_n \cos(2\pi f_n t) + b_n \sin(2\pi f_n t)] \sin\left(\frac{n\pi}{L}x\right), \quad f_n = \frac{nc}{2L},$$

where the coefficients a_n and b_n are obtained from the Fourier coefficients of the initial conditions ϕ, ψ . For the convergence and smoothness of this series some regularity conditions are required on ϕ, ψ ; see, for instance, [14].

The model of the wave equation is a good approximation for instruments like the guitar, whose strings are almost perfectly flexible. However, when we want to model the motion of the piano strings, which have greater stiffness, the classical wave equation is not good enough. For this reason, a term describing the resistance against bending is added to it (see [6, p. 64]), obtaining the following equation:

$$\frac{\partial^2 u}{\partial t^2} = c^2 \frac{\partial^2 u}{\partial x^2} - \frac{ESK^2}{\rho} \frac{\partial^4 u}{\partial x^4}, \quad (1)$$

where S is the cross-sectional area of the string, E is Young's modulus of its material, ρ is its linear density and K is the radius of gyration, which is $K = R/2$ for a cylindrical shape of radius R ; see [6, p. 58].

The added term is the same that appears in the beam equation (also called Euler–Bernoulli equation), modelling the motion of a vibrating beam under the hypotheses of no shear stress nor rotational inertia; a deduction of this equation can be found, for instance, in [6, p. 58], or at the end of [17, Chapter 2]. One can view (1) as the generalization of a PDE for a vibrating material: the first term is due to the elasticity of the material (its capacity to return to the initial position after a deformation) and the second one, due to the resistance against bending. If the first term is zero, the material is not elastic and we get the beam equation. On the contrary, if the second term is zero, the material is not rigid and we get the wave equation.

The string with stiffness based on the Euler–Bernoulli model is the most widely used model. Nevertheless, there exist other equations that can model the vibration of rigid materials (and in particular piano strings). Prominent among them is the Timoshenko beam model, which takes into account shear stress and rotational inertia [7]. The description of the motion of piano strings using this model has been thoroughly discussed recently in the thesis [3]. It is shown there that the frequencies of the string based upon the Timoshenko beam model behave as the ones based on the Euler–Bernoulli model for the lower partials; the Timoshenko model provides a better description for higher partials, a region where their contribution to dissonance is negligible. Therefore, the Euler–Bernoulli model is enough for our purposes.

2.1 Solving the equation

Equation (1) was studied in [5], where the author guesses the form of some solutions with separate variables. Besides that article, only a few references in the acoustics literature deal with the string with stiffness, and they merely give approximate solutions of the spectrum, without further justification. A recent study of this equation is in [3], where the exact formula for the frequency of the partials is found using Fourier transform, though the equation is not actually solved. So we have found it convenient to perform a detailed study: by following the standard method of separation of variables, we give a solution of the initial value problem with appropriate boundary conditions, obtaining also the formula for the frequencies. Uniqueness of the solution is studied in the following section.

We start by looking for a solution to equation (1) of the form $u(x, t) = X(x)T(t)$. We have

$$XT'' = c^2X''T - \frac{ESK^2}{\rho}X^{(4)}T \implies \frac{T''}{T} = c^2\frac{X''}{X} - \frac{ESK^2}{\rho}\frac{X^{(4)}}{X}. \quad (2)$$

As the left-hand side of the equation depends only on t and the right-hand side, only on x , (2) has to be a non positive constant, called $-\omega^2$ (non positive because we are looking for periodic solutions in time):

$$\frac{T''}{T} = c^2\frac{X''}{X} - \frac{ESK^2}{\rho}\frac{X^{(4)}}{X} = -\omega^2.$$

If we look at the time equation, we have an ODE which is easy to solve: $T_\omega(t) = A \cos \omega t + B \sin \omega t$.

We look now for the solutions of the ODE for X :

$$\frac{ESK^2}{\rho}X^{(4)} - c^2X'' - \omega^2X = 0. \quad (3)$$

We divide the equation by ESK^2/ρ and define $a := c^2\rho/ESK^2$ and $b := \rho\omega^2/ESK^2$. After that, (3) becomes $X^{(4)} - aX'' - bX = 0$, whose solutions are of the form

$$C_1 \cosh k_1x + C_2 \sinh k_1x + C_3 \cos k_2x + C_4 \sin k_2x,$$

with $k_1 = \sqrt{(a + \sqrt{a^2 + 4b})/2}$ and $k_2 = \sqrt{(-a + \sqrt{a^2 + 4b})/2}$. We introduce again two convenient constants:

$$B := \pi^2 \frac{ESK^2}{\tau L^2} \quad \text{and} \quad f_o := \frac{c}{2L}.$$

In this way, using the definition of a and b , we obtain the following relations between k_1, k_2 and ω :

$$k_1^2 = \frac{\pi^2}{2BL^2} \left[\sqrt{1 + \frac{\omega^2 B}{f_o^2 \pi^2}} + 1 \right] \quad \text{and} \quad k_2^2 = \frac{\pi^2}{2BL^2} \left[\sqrt{1 + \frac{\omega^2 B}{f_o^2 \pi^2}} - 1 \right]. \quad (4)$$

We want to find the possible values of k_1 and k_2 , that will determine the possible values of ω . In order to do it, we will impose the boundary conditions, but now, as the equation is of 4-th order, we need 4 boundary conditions, two more apart from the Dirichlet boundary conditions on both ends of the string. We will consider two cases:

- $X' = 0$ at the ends; this case appears when the string is clamped at the ends.
- $X'' = 0$ at the ends; this happens when the string is pinned at the ends, since there is no moment.

The first case, $X = X' = 0$ at the ends of the string, leads to an equation that can be solved numerically, but it is not possible to get a closed formula for the spectrum of frequencies; see [5] for more details and for an approximate formula. The second case, $X = X'' = 0$ at the ends of the string, is easier to solve and will lead us to a formula for the frequencies of the partials. In the case of the piano, this second option seems to be closer to reality, because the strings are supported on a bridge. From now on, we will focus in this case.

Pinned boundary conditions. We are going to solve the problem with the condition $X = X'' = 0$ at the ends of the string. Consider a general solution of (3), say

$$X(x) = C_1 \cosh k_1 x + C_2 \sinh k_1 x + C_3 \cos k_2 x + C_4 \sin k_2 x. \quad (5)$$

We want to find the possible values of k_1 and k_2 that make (5) satisfy (non-trivially) the boundary conditions. Let us impose these boundary conditions at the string ends, $x = 0, L$.

For $x = 0$, we obtain:

$$X(0) = C_1 + C_3 = 0 \quad \text{and} \quad X''(0) = C_1 k_1^2 - C_3 k_2^2 = 0.$$

From the first equation we get $-C_3 = C_1$ and, replacing it in the second one, we arrive to the equation $C_1(k_1^2 + k_2^2) = 0$, which implies $C_1 = C_3 = 0$.

Now we impose the boundary conditions at $x = L$ to $X(x) = C_2 \sinh k_1 x + C_4 \sin k_2 x$, obtaining:

$$X(L) = C_2 \sinh k_1 L + C_4 \sin k_2 L = 0 \quad \text{and} \quad X''(L) = C_2 k_1^2 \sinh k_1 L - C_4 k_2^2 \sin k_2 L = 0.$$

Multiplying the first equation by k_2^2 and adding it to the second one, we get $C_2(k_1^2 + k_2^2) \sinh k_1 L = 0$. As the last two factors are different from zero, we conclude that $C_2 = 0$.

Finally, we have $C_4 \sin k_2 L = 0$. As we want nontrivial solutions, we need $C_4 \neq 0$ and, thus, $k_2 L = n\pi$ for $n \geq 1$. From this relation and (4) we obtain

$$\left(\frac{n\pi}{L}\right)^2 = \frac{\pi^2}{2BL^2} \left[\sqrt{1 + \frac{\omega_n^2 B}{f_o^2 \pi^2}} - 1 \right]$$

and, isolating ω_n , we obtain the possible frequencies:

$$f_n = \frac{\omega_n}{2\pi} = n f_0 \sqrt{1 + Bn^2} \quad \text{with } n = 1, 2, \dots \quad (6)$$

Thus, for each of the ω_n , the solution of (3) satisfying the boundary conditions is a multiple of

$$X_n(x) = \sin\left(\frac{n\pi}{L}x\right) \quad \text{with } n = 1, 2, \dots$$

Remarkably, these are the same modes of vibration as in the case without stiffness: the difference only shows up in the frequencies of vibration.

To conclude, we can write the general solution of the PDE (1), with boundary conditions $u = 0$ and $u_{xx} = 0$ at the ends of the string, as:

$$u(x, t) = \sum_{n=1}^{\infty} \left[a_n \cos(2\pi f_n t) + b_n \sin(2\pi f_n t) \right] \sin\left(\frac{n\pi}{L}x\right), \quad f_n = n f_0 \sqrt{1 + Bn^2},$$

where a_n, b_n are obtained from initial conditions in the same way as in the ideal case.

As we can see, the spectrum is no longer harmonic, but it is 'stretched' from the harmonic one due to the factor $\sqrt{1 + Bn^2}$. For a cylindrical string of radius R the value of B is $B = \pi^3 ER^4 / 4\tau L^2$; its typical values for a piano string are about 10^{-3} .

Notice that the constant $f_0 = c/2L$ would be the fundamental frequency of the string if it did not have stiffness ($B = 0$); in this case, we would recover the frequency spectrum of the ideal string. When $B > 0$, the fundamental frequency is $f_1 = f_0 \sqrt{1 + B}$, higher than f_0 .

2.2 Uniqueness of solutions

We prove now a theorem of uniqueness of solutions for the wave equation with stiffness. This can be seen a particular case of the results of semigroup theory for evolution problems with monotone operators (see [2, 4]), but in this case we provide an elementary proof, similar to the uniqueness theorem for the wave equation, which can be found for instance in [14]. We will use the notation $\partial_\xi^n := \partial^n / \partial \xi^n$ when necessary.

Lemma 2.1. *Let $u(x, t) \in C^4([0, L] \times [0, \infty))$ satisfying*

$$\frac{\partial^2 u}{\partial t^2} = c^2 \frac{\partial^2 u}{\partial x^2} - M^2 \frac{\partial^4 u}{\partial x^4}, \quad (7)$$

for $x \in (0, L)$ and $t > 0$. In any of the two following cases

$$\begin{cases} u(0, t) = u(L, t) = 0 & t \geq 0 \\ \partial_x u(0, t) = \partial_x u(L, t) = 0 & t \geq 0 \end{cases} \quad \text{or} \quad \begin{cases} u(0, t) = u(L, t) = 0 & t \geq 0 \\ \partial_x^2 u(0, t) = \partial_x^2 u(L, t) = 0 & t \geq 0 \end{cases},$$

the quantity

$$\mathcal{E}(u) = \frac{1}{2} \int_0^L \left((\partial_t u)^2 + c^2 (\partial_x u)^2 + M^2 (\partial_x^2 u)^2 \right) dx$$

is constant in time.

Proof. We just need to show that the derivative with respect to t of $\mathcal{E}(u)$ is zero:

$$\begin{aligned} \frac{d}{dt}(\mathcal{E}(u)) &= \int_0^L \left(\partial_t u \partial_t^2 u + c^2 \partial_x u \partial_t \partial_x u + M^2 \partial_x^2 u \partial_t \partial_x^2 u \right) dx && \text{(using (7))} \\ &= \int_0^L \left(\partial_t u (c^2 \partial_x^2 u - M^2 \partial_x^4 u) + c^2 \partial_x u \partial_t \partial_x u + M^2 \partial_x^2 u \partial_t \partial_x^2 u \right) dx \\ &= c^2 \int_0^L \left(\partial_t u \partial_x^2 u + \partial_x u \partial_x \partial_t u \right) dx + M^2 \int_0^L \left(\partial_x^2 u \partial_x^2 \partial_t u - \partial_t u \partial_x^4 u \right) dx =: c^2 I_c + M^2 I_S. \end{aligned}$$

Now,

$$I_c = \int_0^L \left(\partial_t u \partial_x^2 u + \partial_x u \partial_x \partial_t u \right) dx \stackrel{\text{parts}}{=} \int_0^L \left(\partial_t u \partial_x^2 u - \partial_x^2 u \partial_t u \right) dx + [\partial_x u \partial_t u]_0^L = [\partial_x u \partial_t u]_0^L,$$

which is zero due to the Dirichlet boundary condition ($u = 0$ at $0, L$ for all $t \geq 0$ implies $\partial_t u = 0$ for all $t \geq 0$). Similarly, we have

$$\begin{aligned} I_S &= \int_0^L \left(\partial_x^2 u \partial_x^2 \partial_t u - \partial_t u \partial_x^4 u \right) dx \stackrel{\text{parts}}{=} \int_0^L \left(-\partial_x^3 u \partial_x \partial_t u - \partial_t u \partial_x^4 u \right) dx + [\partial_x^2 u \partial_x \partial_t u]_0^L \\ &\stackrel{\text{parts}}{=} \int_0^L \left(\partial_x^4 u \partial_t u - \partial_t u \partial_x^4 u \right) dx + [\partial_x^2 u \partial_x \partial_t u]_0^L - [\partial_x^3 u \partial_t u]_0^L = [\partial_x^2 u \partial_x \partial_t u]_0^L - [\partial_x^3 u \partial_t u]_0^L, \end{aligned}$$

which is again zero due to the boundary conditions.

Therefore, we get $d(\mathcal{E}(u))/dt = 0$. □

Thanks to this result, we can now prove the next theorem. Indeed, in its formulation we include a source term and nonhomogeneous boundary conditions, so it is slightly more general than the problem of the stiff string we are studying.

Theorem 2.2. *There exists at most one solution $u \in C^4([0, L] \times [0, \infty))$ of the problem*

$$\begin{cases} \frac{\partial^2 u}{\partial t^2} = c^2 \frac{\partial^2 u}{\partial x^2} - M^2 \frac{\partial^4 u}{\partial x^4} + f(x, t) & x \in (0, L), t > 0 \\ u(0, t) = u(L, t) = \delta(t) & t \geq 0 \\ \partial_x^2 u(0, t) = \partial_x^2 u(L, t) = \mu(t) & t \geq 0 \\ u(x, 0) = \phi(x) & x \in [0, L] \\ \partial_t u(x, 0) = \psi(x) & x \in [0, L]. \end{cases} \tag{8}$$

This is also true if, instead of conditions on $\partial_x^2 u$, we put conditions on $\partial_x u$: $\partial_x u(0, t) = \partial_x u(L, t) = \eta(t)$.

Proof. Let u_1 and u_2 be two solutions of the problem (8). Since the PDE is linear, $u := u_1 - u_2$ solves the homogeneous problem

$$\begin{cases} \frac{\partial^2 u}{\partial t^2} = c^2 \frac{\partial^2 u}{\partial x^2} - M^2 \frac{\partial^4 u}{\partial x^4} & x \in (0, L), t > 0 \\ u(0, t) = u(L, t) = 0 & t \geq 0 \\ \partial_x^2 u(0, t) = \partial_x^2 u(L, t) = 0 & t \geq 0 \\ u(x, 0) = 0 & x \in [0, L] \\ \partial_t u(x, 0) = 0 & x \in [0, L]. \end{cases} \tag{9}$$

By lemma 2.1, the non negative quantity $\mathcal{E}(u)$ is constant in t . But at time $t = 0$,

$$\mathcal{E}(u)|_{t=0} = \frac{1}{2} \int_0^L \left((\partial_t u)^2 + c^2 (\partial_x u)^2 + M^2 (\partial_x^2 u)^2 \right) \Big|_{t=0} dx = 0$$

so, $\mathcal{E}(u) \equiv 0$ for all time. Therefore,

$$(\partial_t u)^2 + c^2 (\partial_x u)^2 + M^2 (\partial_x^2 u)^2 = 0 \implies \partial_t u = 0, \partial_x u = 0 \text{ (and } \partial_x^2 u = 0 \text{)}.$$

Since all partial derivatives of first order of u are zero, u is a constant function. Finally, at $t = 0$, $u = 0$, so $u \equiv 0$ for all time $t \geq 0$. Therefore, $u_1 = u_2$.

The proof for boundary conditions on $\partial_x u$ is completely analogous. \square

3. Scales, spectrum and dissonance curves

As we mentioned in the introduction, if a spectrum is given, by analysing its dissonance curve, one can try to find appropriate scales for it. In this section we provide some details for this analysis, following [15].

In 1965, Plomp–Levelt [11] performed an experiment aiming to measure the dissonance of two pure tones in terms of their distance; this dissonance was evaluated by many subjects, and as a result they concluded that the maximal degree of dissonance is attained at roughly 1/4 of the critical bandwidth, a concept from psychoacoustics that had been introduced and studied some years before (see also [12]). Except for low frequencies, the width of a critical band corresponds to an interval around a minor third.

Plomp and Levelt claimed that this could be extrapolated to complex tones, so that the dissonance of a sound could be computed as the sum of the dissonances of all the pairs of its partials. More specifically, by taking a *harmonic spectrum* with 6 partials (and equal loudnesses), they obtained a dissonance curve similar to Helmholtz's, showing points of local minimal dissonance for frequency ratios α equal to 1:1, 2:1, 3:2, 5:3, 4:3, 6:5, 5:4, and a maximum of dissonance near the semitone interval. Figure 1 shows some of Plomp and Levelt's results.

More recently, Sethares [15] did a systematic study of the dissonance curve of several spectra, and showed the close relationship between spectrum and scales; his work includes the synthesis of artificial spectra adapted to play music in exotic scales, while still retaining some degree of consonance.

We want to apply this procedure to the spectrum of the string with stiffness. For this, we need a specific expression of a function modelling the dissonance. Following [15], given two pure tones of frequencies $f_1 \leq f_2$ (expressed in Hz) and loudnesses l_1, l_2 then the dissonance (in an arbitrary scale) can be expressed as $d(f_1, f_2, l_1, l_2) = \min(l_1, l_2) (e^{-b_1 s (f_2 - f_1)} - e^{-b_2 s (f_2 - f_1)})$, where $s = x^*/(s_1 f_1 + s_2)$, and the parameters are $b_1 = 3.5$, $b_2 = 5.7$, $x^* = 0.24$, $s_1 = 0.021$ and $s_2 = 19$. The graph of this function reproduces the shape obtained by Plomp and Levelt, Figure 1 (left); dissonance is measured in an arbitrary scale, therefore usually we will normalize its expression so that it takes values between 0 and 1. The preceding expressions and numbers give just a possible model for the dissonance of two tones; other models (see for instance [1]) can be used and, qualitatively, the results are the same.

Then, if \mathcal{F} is a spectrum with frequencies $f_1 < \dots < f_n$ and loudnesses l_1, \dots, l_n , the dissonance of \mathcal{F} is defined as the sum of the dissonances of all the pairs of partials, $d_{\mathcal{F}} = \sum_{i < j} d(f_i, f_j, l_i, l_j)$. Finally, the dissonance function of a given spectrum \mathcal{F} is the function that yields the dissonance of two tones as a

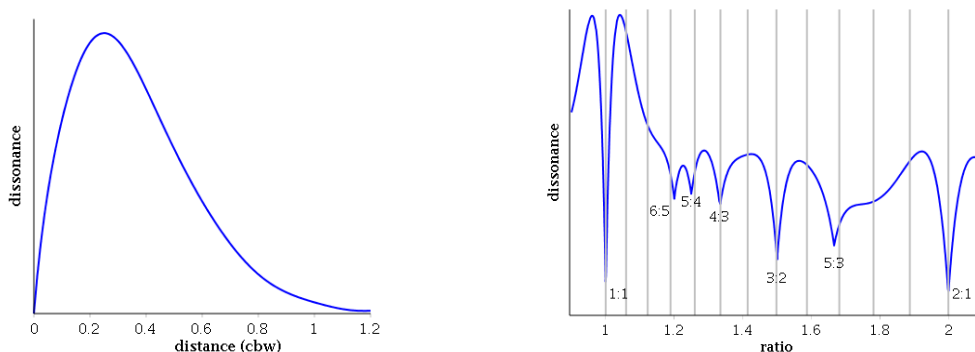


Figure 1: Graphics of Plomp and Levelt's results [11]. *Left*: Dissonance of two pure tones as a function of their distance measured in critical bandwidths; extrapolated from experimental data. *Right*: Theoretical model of the dissonance of two harmonic tones as a function of their frequency ratio (the vertical lines mark the steps of the 12-edo scale).

function of the ratio α of their fundamental frequencies: $D_{\mathcal{F}}(\alpha) = d_{\mathcal{F} \cup \alpha\mathcal{F}}$, where we denote by $\alpha\mathcal{F}$ the spectrum \mathcal{F} with its frequencies scaled by the factor α , and by $\mathcal{F} \cup \alpha\mathcal{F}$ the union of both spectra.

The graph of the function $D_{\mathcal{F}}$ is the *dissonance curve* of the given spectrum, and its analysis can help us to find an appropriate scale (and conversely: given an arbitrary scale, is there an appropriate spectrum for it?). Nevertheless, this is not so immediate, and these results do not tell us how to construct a scale. For instance, consider the harmonic spectrum and its dissonance curve as in Figure 1 (right). From a reference note —a C, say— one can form a just scale by adding other notes coinciding with the local minima of the dissonance curve: G (3:2), F (4:3), A (5:3), E (5:4), etc. Notice, however, that from each of these new notes we should consider again the dissonance curve in relation with the notes already chosen. This analysis is simpler when we use an equal-step scale, like 12-edo, because the relative positions of the notes are the same. In the same figure we see the abscissas of the 12-edo scale; it is clear that local minima of dissonance are attained near points that are at a distance of 3, 4, 5, 7, 9 and 12 steps from any given note.

Now let us apply this procedure to the piano. As we have already noted in the preceding sections, its strings have a certain degree of stiffness, and, according to (6), their spectrum is given by $f_n = n f_0 \sqrt{1 + Bn^2}$, for $n \geq 1$. We can draw its dissonance curve and we observe that, for small $B > 0$, the local minima of dissonance are slightly shifted to the right with respect to those of the harmonic spectrum; see Figure 2.

Notice, in particular, that the octave and the fifth (the most important intervals of Western music) of the usual 12-edo scale are noticeably flatter than the “optimal” octave and fifth deduced from the stretched spectrum, i.e., the corresponding intervals where this spectrum has a local minimum of dissonance. Therefore the 12-edo scale seems not to be the best choice to play music as far as dissonance is concerned. This fact makes us wonder which is the “best” tuning for the piano, i.e., a tuning that fits better with the minima of the dissonance curve. We give an answer to this question in the next section.

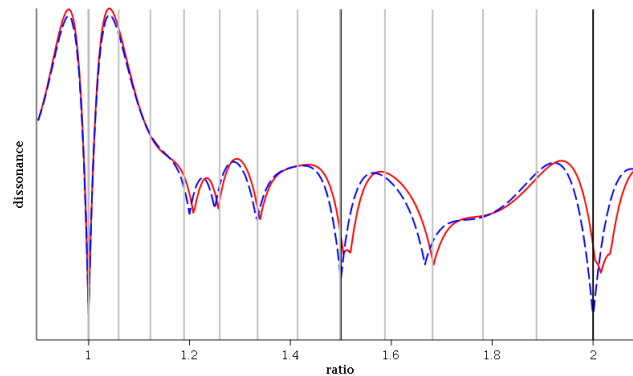


Figure 2: Comparison between the dissonance curves of the harmonic spectrum (dashed) and the stretched spectrum (solid) of a string with stiffness. The grey vertical lines show the steps of the usual 12-edo scale; the black ones show the just fifth and octave. (We have used $B = 0.0013$ for the sake of clarity.)

4. Proposals for the piano tuning

We have just seen that, due to the stiffness of the strings, the spectrum of the piano is slightly stretched, and therefore the minima of the dissonance curve do not coincide with the notes of the usual 12-edo scale, not to say other tunings like just intonation. Now our goal is to find a scale that preserves, as much as possible, the consonance of the main intervals of music. We will restrict our search to scales with equal steps, because we want to preserve the freedom to modulate to arbitrary tonalities —this is especially important for piano music. So, if r is the frequency ratio of the step of the scale, and f is the frequency of its fundamental note, the frequencies of all the notes are f, rf, r^2f, r^3f, \dots

We will follow two procedures. The first one is based on the *coincidence of a couple of partials*: then their beats disappear and we avoid their dissonance, as it is explained in the Appendix. We will explore three possible choices for the step and see what do they imply for the dissonance curve. The second one is to define an *average dissonance* as a function of the step and try to minimize it.

It should be remarked that in this study we assume that the stiffness parameter B is the same for all the strings. This is approximately true in the middle third of the keyboard [5]. For the lower third of the keyboard, the stiffness parameter of the strings is very low, indeed they are manufactured in a special way, so that a different analysis would be required; besides this, the overall dissonance in this region is high. For the upper third of the keyboard, the upper partials are weak (and even become rapidly inaudible), so that their effect on the dissonance can be neglected.

In all calculations we will use the obtained formula for the partials, $f_n = n f_0 \sqrt{1 + Bn^2}$ ($n \geq 1$), as well as the expressions of the dissonance functions defined in Section 3. We will consider $B \in [0.0004, 0.002]$, see [5], but we will also see that we recover the results for the harmonic case when $B \rightarrow 0$.

4.1 Coincidence of partials

Here, our strategy to construct a scale *close to 12-edo* is as follows:

- (i) We consider a fixed note of fundamental frequency f_1 . Suppose we have already fixed a second note,

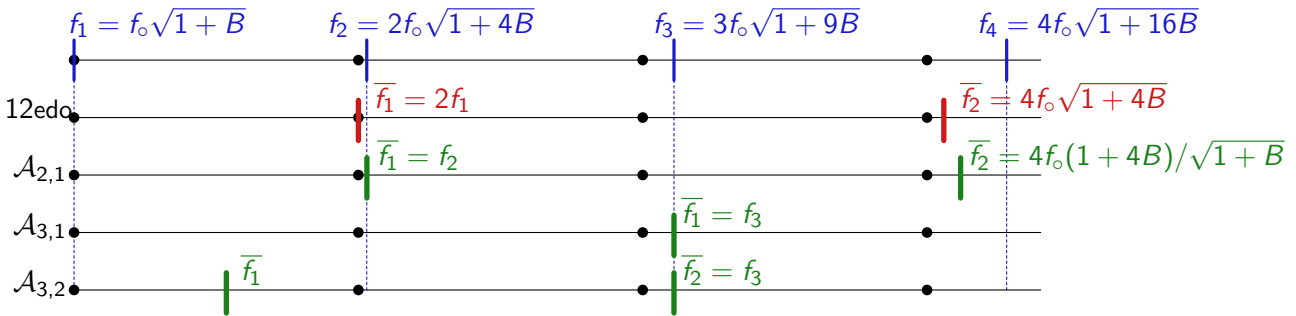


Figure 3: The partials of the stretched spectrum are represented in the upper line; they are compared with the harmonic ones (black nodes). In the lower lines the partials of four tunings are shown: the usual just octave (12-edo), the octave of $\mathcal{A}_{2,1}$, the twelfth of $\mathcal{A}_{3,1}$, and the fifth of $\mathcal{A}_{3,2}$.

of fundamental frequency \bar{f}_1 . Then we divide the interval $\bar{f}_1 : f_1$ in p equal parts, thus obtaining a step whose frequency ratio is $r = (\bar{f}_1/f_1)^{1/p}$. We will choose the number of parts p that makes the step r to be the closest possible to the frequency ratio of the 12-edo semitone, $2^{1/12}$.

- (ii) So we have to properly choose the second note \bar{f}_1 . We base this choice upon the spectrum of the notes, $(f_i)_{i \geq 1}$ and $(\bar{f}_i)_{i \geq 1}$. In our particular case, we seek the coincidence of some partials. So, we define the tuning $\mathcal{A}_{m,n}$ as the one obtained by letting the m -th partial f_m of the first note to coincide with the n -th partial \bar{f}_n of the second note. Equating $f_m = \bar{f}_n$ determines \bar{f}_n and therefore \bar{f}_1 .
- (iii) Finally, if $r = r_{m,n}$ is the step of $\mathcal{A}_{m,n}$, the notes of the scale are $r^k f_1$, for integer values of k .

We have noticed before that the coincidence of some partials does not necessarily imply consonance. However, this analysis is meaningful because it can be directly applied to actual tuning, since it is easy to tune an interval by letting beats disappear; moreover, we will see later that one of our proposals will be especially good in terms of dissonance.

As the octave and the fifth are the most important intervals in music, three natural tunings can be considered:

- (i) $\mathcal{A}_{2,1}$: the second partial f_2 of the first note coincides with the first partial \bar{f}_1 of the second note (we try to minimize the beats of the octave).
- (ii) $\mathcal{A}_{3,1}$: the third partial f_3 of the first note coincides with the first partial \bar{f}_1 of the second note (we try to minimize the beats of the twelfth).
- (iii) $\mathcal{A}_{3,2}$: the third partial f_3 of the first note coincides with the second partial \bar{f}_2 of the second note (we try to minimize the beats of the fifth).

In Figure 3 we show a schematic description of these tunings. Once we have tuned our interval $\bar{f}_1 : f_1$, we divide it in p equal parts: 12 for the octave, 19 for the twelfth, and 7 for the fifth. These steps are the semitones of the corresponding tuning. Their frequency ratio is given by $(\bar{f}_1/f_1)^{1/p}$; in our cases, they are:

$$r_{2,1} = 2^{1/12} \left(\frac{1+4B}{1+B} \right)^{1/24}, \quad r_{3,1} = 3^{1/19} \left(\frac{1+9B}{1+B} \right)^{1/38}, \quad \text{and} \quad r_{3,2} = \left(\frac{3}{2} \right)^{1/7} \left(\frac{1+9B}{1+4B} \right)^{1/14}.$$

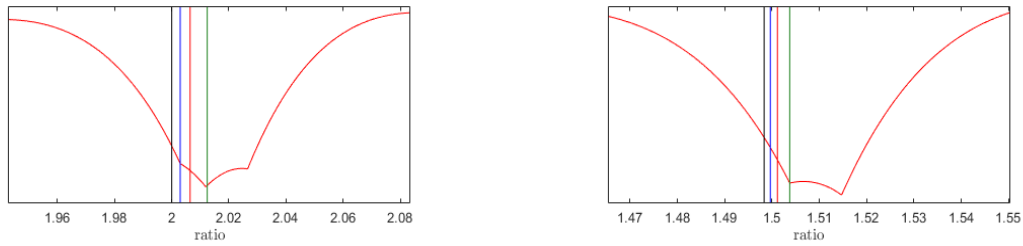


Figure 4: *Left*: The dissonance curve of the stretched spectrum ($B = 0.001$) near the just octave; vertical lines show the octave generated by different steps r : from left to right, $r = 2^{1/12}$ (12-edo), $r = r_{2,1}$, $r = r_{3,1}$, and $r = r_{3,2}$. *Right*: The same near the just fifth.

Now, a given choice of the step r defines a scale, and we can locate its notes in the dissonance curve. The idea is that, by stretching the gap between the notes (vertical lines in Figure 2), possibly the new notes will fit better the minima of the dissonance curve of the stretched spectrum (solid line in the figure).

One of our main goals is to tune the octave, the most important interval in music. Therefore, we analyze in particular how the new octaves generated by these steps (the ratio obtained by r^{12} , for each of the chosen values of r) fit the minimum of the dissonance curve near the frequency ratio 2. The same can be done with the fifth by analyzing the ratios r^7 near the ratio 3:2 in the dissonance curve. The results are shown in Figure 4.

From that figure it appears that the tuning $\mathcal{A}_{3,2}$ fits better than the others the minimum of dissonance at the octave and also at the fifth. For the octave this may seem paradoxical because $\mathcal{A}_{2,1}$ was set to tune the octave ad hoc, but actually this tuning only makes the dissonance caused by a single pair of partials to disappear, whereas other partials may give rise to higher dissonance. This suggests also that our study should consider all the other intervals, because we are not controlling their dissonance. In the next section we make a proposal to deal with this.

4.2 Minimization of dissonance

The preceding analysis can be completed by performing a general study of the dissonance of all the intervals of the scale. We would like to find the semitone r which minimizes (in some sense) the total dissonance of the scale.

In the most general setting, we could define the mean dissonance of a scale as a weighted sum of the dissonances of all couples of notes. The weighting is necessary because not all intervals are equally used in music, and different intervals have different musical roles; therefore their consonances are not equally important.

For an equal step scale it is enough to consider the dissonances of all the notes with respect to a given one, that is, the dissonances between the fundamental note of the scale (with frequency f_1) and the others (with frequencies $r^k f_1$). More specifically, given a semitone r , we define the *mean dissonance* of the equal step scale generated by r as a weighted average of the dissonances of all the intervals from the fundamental note of the scale within the range of an octave, that is:

$$D_m(r) := \sum_{k=1}^{12} w_k D_{\mathcal{F}}(r^k),$$

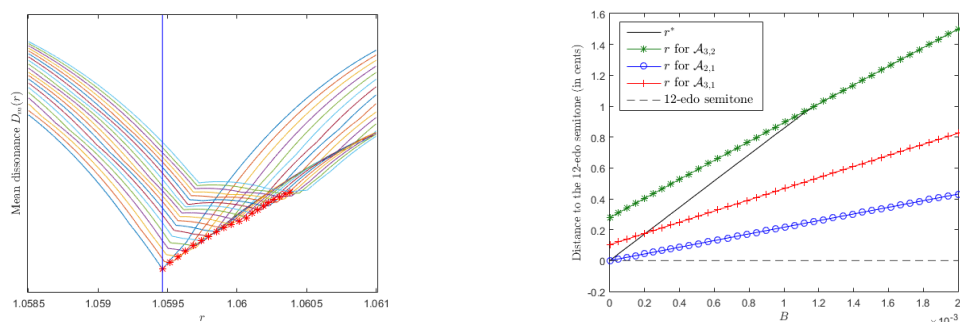


Figure 5: *Left*: Plot of $D_m(r)$ for different values of $B \in [0, 0.002]$. For each B the marked point corresponds to the minimum r^* . The vertical line represents the 12-edo semitone. *Right*: Distance to the 12-edo semitone of the three tunings and the optimal semitone (in cents).

where \mathcal{F} is the spectrum of the fundamental note f_1 , including frequencies and loudnesses, and $w = (w_k)$ is a vector of weights. In the following calculations we have used $w = (1, 1, 4, 4, 5, 2, 6, 4, 4, 2, 1, 10)$ to give preeminence to the octave, the fifth, etc. Intervals larger than an octave could be considered in the sum; we omit them because their effect on the dissonance is small and we have to cut the sum at some point.

If we minimize the function $D_m(r)$, numerically, on the interval $r \in [1.0585, 1.061]$, near the 12-edo semitone $2^{1/12}$, we find different values for the minimum point r^* depending on B . The results are shown in Figure 5 (left).

We want to compare this optimal semitone with the semitones of the three tuning proposals considered before. For each B , we compute the distance of these four semitones to the 12-edo semitone; this is shown in Figure 5 (right). As we can see, the semitone of $\mathcal{A}_{3,2}$ approximates the optimal semitone: (i) better than the 12-edo semitone if B is higher than 0.00025; (ii) better than the other proposals if B is higher than 0.0005; and (iii) coincides with the optimal semitone if B is higher than 0.001. Notice also that the optimal semitone coincides with the 12-edo semitone when $B = 0$.

The graphics in Figure 5 have been computed with Matlab. We have used a spectrum of 6 partials, the value $f_o = 440$ Hz, the weighting vector as defined before, and the loudnesses inversely proportional to the number of the partial. Nevertheless, we have also checked that the results obtained are quite similar if we use the same loudness for all partials, the same weights for all intervals, or 7 partials instead of 6.

5. Conclusions

We have studied the spectrum of strings with stiffness modelled according to the Euler–Bernoulli model. Although this was already known, we have done a mathematically rigorous derivation of it using elementary techniques. We have applied this result and the theory of dissonance to study the tuning of the piano with a scale of equal steps. We have followed two approaches: one is to define a scale based on the coincidence of some specific partials; the other one is to define an average dissonance of a scale and trying to minimize it as a function of the step. It appears that a good solution is to tune a note and its fifth by forcing their 3rd and 2nd partials, respectively, to coincide.

Appendix: sound and music

In this appendix we summarize some basic information about sound and music. This can be found in many books, as for instance [1, 13].

Sound, pitch, spectrum. *Sound* is both an oscillation of the air pressure, and also the auditory sensation it creates. Besides duration, sound has three main perceptive attributes: loudness, pitch and timbre. These are related to physical attributes: amplitude, frequency and spectrum. However, these relations are by no means simple.

Let us consider the *pitch*, a quality that allows sounds to be ordered from lower to higher pitches. A *pure tone* of frequency ν and amplitude A is described by a sinusoid $A\sin(2\pi\nu t)$, and its pitch can be identified with the frequency. A musical sound is usually a superposition of pure tones (the *partials*) of several frequencies and amplitudes; these constitute the *spectrum* of the sound. For instance, most wind and string instruments have *harmonic spectrum*, i.e., their spectral frequencies are integer multiples of a *fundamental frequency* f_1 , that is, $f_n = n f_1$, with $n \geq 1$. Such a sound is perceived to have a pitch identified with frequency f_1 . However, not every sound can be attributed a pitch; some musical instruments, for instance most drums, have indefinite pitch.

Intervals, octave, semitone, cents. The difference between two pitches is called *interval*. The pitch perception obeys two fundamental rules. One is the logarithmic correspondence: the interval from two pitches of frequencies ν_1, ν_2 only depends on their *frequency ratio* $\nu_2 : \nu_1$. The other one is the octave equivalence: two pitches an *octave* apart (ratio 2:1) are musically equivalent.

One can measure intervals in the multiplicative scale by their frequency ratio, or in the additive scale by their size expressed in octaves, for instance. A frequency ratio of r corresponds to $\log_2 r$ octaves. Other important intervals are the *semitone*, which is 1/12 of an octave (therefore its ratio is $2^{1/12}$), and the *cent*, which is 1/100 of a semitone.

The human ear is exceedingly sensitive to pitch perception. The *difference limen* (or just noticeable difference) between two tones can be, depending on the frequency and intensity, as small as 10 cents. It can be much smaller if both sounds are played together. Therefore it is of the greater importance to correctly tune a musical instrument.

Notes, scales, 12-edo. In some instruments (e.g. the violin) the player can play virtually any pitch within its playing range. This is not true for other instruments (e.g. the piano, or most wind instruments), where only a finite set of pitches is directly playable. A selection of pitches to play music is called a *scale*, and its elements are the *notes* of the scale. The construction of these scales is one of the fundamental problems in music theory. Notice that if we have chosen a scale on a theoretical basis, then we have to adjust or to *tune* the pitches of the notes of the instrument to the pitches of the scale; therefore one frequently says *tuning system* to mean a scale.

From ancient times it is known that two similar strings sounding together are more pleasant when their fundamental frequencies are in a ratio of *small integers*. These intervals are called *just*, and, in addition to the octave, the most important ones are the fifth (ratio 3:2), the fourth (4:3) and the major and minor thirds (5:4 and 6:5). (These names have a historic origin, of course.) So one would look for scales whose notes define such intervals. But, of course, other intervals will appear, and maybe they will be not so pleasant. Moreover, the evolution of the musical language during the last centuries has added more requirements to the scales, and as a result the problem of defining a scale does not have a universal optimal solution. What

is more, from antiquity to modern times, *dozens* of scales have been proposed and put into practice, [9].

Among all of these scales, there is one that is pervasive in Western music since 19-th century. It is the so-called equal temperament, and consists of 12 equal divisions of the octave (12-edo). The explanation for this choice is that the 12-edo scale yields an excellent approximation of the just fifth ($2^{7/12} \approx 3 : 2$) and the just fourth, but also acceptable approximations of the just thirds.

It is worth noting that, for instance, the same name “fifth” is applied to two intervals that are indeed different: the just fifth and the 12-edo fifth. This is usual: the traditional name of an interval applies to all the intervals that have the same musical function regardless of their exact tuning. The same happens with the notes: A4 has nowadays a “standard pitch” of 440 Hz, but it is usual to tune this note to 442 Hz, for instance. In past times its values were much more diverse.

Due to the logarithmic correspondence, from the viewpoint of music theory, to define a scale one can fix the pitch ν_0 of a *fundamental note* with some degree of arbitrariness; what is really important are the intervals $r_k = \nu_k : \nu_0$ between this note and the other ones, ν_k . From these intervals, and the fundamental note, the other notes can be reconstructed as $\nu_k = r_k \nu_0$. Alternatively, one can define a scale by giving the *steps* between consecutive notes, $\nu_k : \nu_{k-1}$; for instance, the 12-edo scale has equal steps of ratio $2^{1/12}$.

Beats, dissonance, consonance. Using trigonometric identities it is easily proved that the superposition of two pure tones $A \sin(2\pi\nu_1 t)$ and $A \sin(2\pi\nu_2 t)$ can be expressed as $2A \cos(2\pi \frac{\nu_1 - \nu_2}{2} t) \sin(2\pi \frac{\nu_1 + \nu_2}{2} t)$. If the frequency difference $\nu_1 - \nu_2$ is small (about less than 10–15 Hz), this is perceived as a sound of frequency $\nu = \frac{\nu_1 + \nu_2}{2}$ with slowly fluctuating amplitude; these are the *beats*. If the frequency difference is somewhat bigger, one perceives some *roughness*. When the difference is even higher, then one perceives two separate tones [12, pp. 37–40]. This roughness gives rise to the notion of *sensory dissonance*; this is the only notion of dissonance we are concerned about, though there are others (see, for example, [11] and [15, Ch. 5]).

Now, consider two (or more) complex tones sounding together: they have many partials that may be close in frequencies. In the middle of the 19-th century, H. Helmholtz described the dissonance as the roughness produced by close partials, and the *consonance* as the exceptional condition where this roughness almost disappears. By computing the beats of the partials of two harmonic tones, Helmholtz showed that the aforementioned just intervals (octave, fifth, fourth, thirds) are more consonant than others [8, p. 193], in good agreement with music theory. This result can be easily understood: just notice that, if the fundamental frequencies f, \tilde{f} of two harmonic tones are in a ratio of small integers $\tilde{f} : f = \ell : k$, then the ℓ -th partial of the first tone will coincide with the k -th partial of the second one; a slight change of \tilde{f} would lead to close but different partials, and therefore to some roughness.

References

- | | |
|--|---|
| [1] D.J. Benson, “Music, a mathematical offering”, Cambridge University Press, 2008. | numérique d’un piano par modèles physiques”, Ph.D. thesis, École Polytechnique ParisTech, 2012. |
| [2] H. Brezis, “Functional analysis, sobolev spaces and partial differential equations”, Springer, 2011. | [4] L.C. Evans, “Partial differential equations”, AMS Press, 1998. |
| [3] J. Chabassier, “Modélisation et simulation | [5] H. Fletcher, “Normal vibration frequencies of |

- a stiff piano string”, *J. Acoust. Soc. Am.* **36** (1964), 203–209.
- [6] N.H. Fletcher and T.D. Rossing, “The physics of musical instruments” (2nd ed), Springer, 1998.
- [7] S.M. Han, H. Benaroya, and T. Wei, “Dynamics of transversely vibrating beams using four engineering theories”, *J. Sound Vibr.* **225** (1999), 935–988.
- [8] H. Helmholtz, “On the sensations of tone” (3rd ed), Longmans (original in German, 1877, 4th ed), 1895.
- [9] M. Lindley, “Temperaments”, *Grove Music Online*, 2015.
- [10] P.M. Morse and K.U. Ingard, “Theoretical acoustics”, McGraw-Hill, 1968.
- [11] R. Plomp and W.J.M. Levelt, “Tonal consonance and critical bandwidth”, *J. Acoust. Soc. Am.* **38** (1965), 548–560.
- [12] J.G. Roederer, “The physics and psychophysics of music”, Springer, 2008.
- [13] T.D. Rossing, F.R. Moore, and P.A. Wheeler, “The science of sound” (3rd ed), Addison-Wesley, 2002.
- [14] S. Salsa, “Partial differential equations in action. From modelling to theory”, Springer, 2008.
- [15] W.A. Sethares, “Tuning, timbre, spectrum, scale” (2nd ed), Springer, 2005.
- [16] W.A. Strauss, “Partial differential equations. An introduction”, Wiley, 2008.
- [17] A.N. Tikhonov and A.A. Samarskii, “Equations of mathematical physics”. Pergamon, 1963.