

Title	Collisional stability of localized Yb(3P ₂) atoms immersed in a Fermi sea of Li
Author(s)	Konishi, Hideki; Schafer, Florian; Ueda, Shinya; Takahashi, Yoshiro
Citation	New Journal of Physics (2016), 18
Issue Date	2016-10
URL	http://hdl.handle.net/2433/218351
Right	Original content from this work may be used under the terms of the Creative Commons Attribution 3.0 licence. Any further distribution of this work must maintain attribution to the author(s) and the title of the work, journal citation and DOI.
Type	Journal Article
Textversion	publisher

Collisional stability of localized $\text{Yb}(^3\text{P}_2)$ atoms immersed in a Fermi sea of Li

This content has been downloaded from IOPscience. Please scroll down to see the full text.

2016 New J. Phys. 18 103009

(<http://iopscience.iop.org/1367-2630/18/10/103009>)

View [the table of contents for this issue](#), or go to the [journal homepage](#) for more

Download details:

IP Address: 130.54.110.31

This content was downloaded on 22/02/2017 at 07:37

Please note that [terms and conditions apply](#).

You may also be interested in:

[Strongly interacting ultracold polar molecules](#)

Bryce Gadway and Bo Yan

[Breaking inversion symmetry in a state-dependent honeycomb lattice: artificial graphene with tunable band gap](#)

M Weinberg, C Staarmann, C Ölschläger et al.

[A ytterbium quantum gas microscope with narrow-line laser cooling](#)

Ryuta Yamamoto, Jun Kobayashi, Takuma Kuno et al.

[High-resolution laser spectroscopy of a Bose–Einstein condensate using the ultranarrow magnetic quadrupole transition](#)

A Yamaguchi, S Uetake, S Kato et al.

[Magnetic field dependent interactions in an ultracold Li–Yb\(\$^3\text{P}_2\$ \) mixture](#)

William Dowd, Richard J Roy, Rajendra K Shrestha et al.

[Engineering novel optical lattices](#)

Patrick Windpassinger and Klaus Sengstock

[Physics of our Days: Cooling and thermometry of atomic Fermi gases](#)

R Onofrio

[Experimental investigations of dipole–dipole interactions between a few Rydberg atoms](#)

Antoine Browaeys, Daniel Barredo and Thierry Lahaye



PAPER

Collisional stability of localized Yb(3P_2) atoms immersed in a Fermi sea of Li

OPEN ACCESS

RECEIVED
20 July 2016REVISED
29 August 2016ACCEPTED FOR PUBLICATION
12 September 2016PUBLISHED
7 October 2016

Hideki Konishi, Florian Schäfer, Shinya Ueda and Yoshiro Takahashi

Department of Physics, Graduate School of Science, Kyoto University, Kyoto 606-8502, Japan

E-mail: h.konishi@scphys.kyoto-u.ac.jp

Keywords: quantum degenerate atomic mixtures, metastable state, inelastic collisions

Original content from this work may be used under the terms of the [Creative Commons Attribution 3.0 licence](https://creativecommons.org/licenses/by/4.0/).

Any further distribution of this work must maintain attribution to the author(s) and the title of the work, journal citation and DOI.



Abstract

We establish an experimental method for a detailed investigation of inelastic collisional properties between ytterbium (Yb) in the metastable 3P_2 state and ground state lithium (Li). By combining an optical lattice and a direct excitation to the 3P_2 state we achieve high selectivity on the collisional partners. Using this method we determine inelastic loss coefficients in collisions between $^{174}\text{Yb}(^3P_2)$ with magnetic sublevels of $m_j = 0$ and -2 and ground state ^6Li to be $(4.4 \pm 0.3) \times 10^{-11} \text{ cm}^3 \text{ s}^{-1}$ and $(4.7 \pm 0.8) \times 10^{-11} \text{ cm}^3 \text{ s}^{-1}$, respectively. Absence of spin changing processes in Yb(3P_2)-Li inelastic collisions at low magnetic fields is confirmed by inelastic loss measurements on the $m_j = 0$ state. We also demonstrate that our method allows us to look into loss processes in few-body systems separately.

1. Introduction

Impurities play crucial roles in condensed-matter physics such as Anderson localization [1], the Kondo effect [2], and Anderson's orthogonality catastrophe [3]. A better understanding of these phenomena through experiments still remains an important task. Ultracold atomic gases in optical lattices [4, 5] can provide outstanding opportunities to study impurity problems with excellent controllability, where the impurities are introduced in controlled ways: by optical fields such as incommensurate optical lattices [6, 7] and optical speckles [8, 9], or by atomic impurities [10–14].

An ultracold mixture of ytterbium (Yb) and lithium (Li) is one of the promising systems to realize an atomic impurity system. Loaded in a suitable optical lattice, Yb atoms are deeply localized in lattice sites while Li atoms remain itinerant over the whole system because of their extreme mass imbalance $m_{\text{Yb}}/m_{\text{Li}} \approx 29$. An experimental challenge to study impurity problems with Yb-Li mixtures lies in the control of their collisional properties. It is theoretically predicted that Feshbach resonances (FRs) between Yb and Li in their respective ground states are too narrow to precisely tune the inter-species interaction [15]. On the other hand, the metastable excited 3P_2 state of Yb offers an interesting possibility to control interactions between Yb and Li. FRs between ground and excited 3P_2 state Yb atoms have been observed in several isotopes recently [16, 17], demonstrating the feasibility of working with FRs between different orbitals. In addition to usual mechanisms of FRs as in alkali atoms [18], the observed resonances arise from anisotropy effects in their interactions [19]. In consideration of these recent results, it is reasonable to also expect some useful FRs in the Yb(3P_2)-Li system.

Indeed, several theoretical investigations of FRs in $^{174}\text{Yb}(^3P_2)$ - ^6Li [20] and $^{171}\text{Yb}(^3P_2)$ - ^6Li systems [21] are reported. The existence of several FRs is predicted. Considering the complexity of the calculations involved, together with uncertainty of the constructed inter-atomic potentials, experimental feedback is indispensable to refine quantitative predictions of resonance positions and inelastic loss rates. On the experimental side, a mixture of $^{174}\text{Yb}(^3P_2, m_j = -1)$ and ^6Li was realized at a few μK [22], and variations of the inelastic loss rate of the $^{174}\text{Yb}(^3P_2, m_j = -1)$ - ^6Li collisions for 100–520 G were observed, providing in conjunction with theoretical considerations evidence for FRs between them [23]. Further experimental investigations of inelastic collisions at a low temperature regime at other magnetic fields and with other magnetic substates should give further insight

into Yb (3P_2)–Li collisions. Especially, FRs in a $^{174}\text{Yb} (^3P_2, m_j = -2)$ – ^6Li system are theoretically predicted [24] based on optimized potentials obtained from the $m_j = -1$ experimental results. Experimental confirmation of those predictions are as of yet lacking.

In this paper, we realize a system of localized Yb atoms with controllable internal states immersed in a Fermi sea of Li in a three-dimensional optical lattice. We investigate inelastic losses in detail in a quantum degenerate Yb–Li mixture. Instead of using spin-polarized fermionic isotopes immersed in a Fermi degenerate gas of Li as in a ^{40}K – ^6Li mixture [25], performing the experiments in a deep optical lattice and using direct excitation from the Yb ground to the excited 3P_2 state, we achieve high selectivity on the collisional partners and high flexibility in the target state preparation. This method allows us to work also with bosonic Yb isotopes. Accordingly the results presented in this work provide a general survey on inelastic collisional properties of Li with one or several Yb atoms in ground and 3P_2 states.

2. Sample preparation and detection

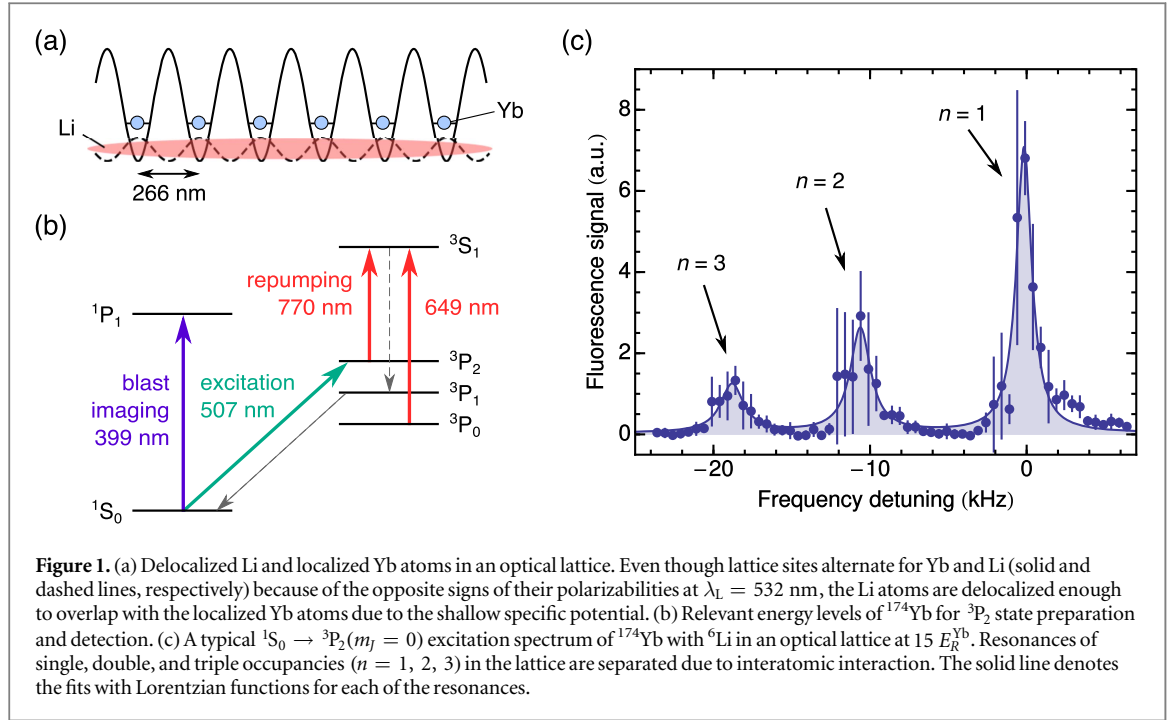
A quantum degenerate mixture of ^{174}Yb and ^6Li is prepared as described in [26, 27]. Typically we obtain a mixture of a Bose–Einstein condensation of 8×10^4 Yb atoms and a Fermi degenerate gas of 2.5×10^4 Li atoms after evaporative cooling in a crossed optical far-off-resonance trap (FORT). The Fermi gas of Li equally consists of the two spin states in the ground $F = 1/2$ state. The Li temperature is $T_{\text{Li}} = 500$ nK and $T_{\text{Li}}/T_{\text{F}} \simeq 0.4$, where T_{F} is the Fermi temperature. The trap frequencies of Yb and Li are $(\omega_x, \omega_y, \omega_z) = 2\pi \times (70, 90, 153)$ Hz and $2\pi \times (519, 852, 1440)$ Hz, respectively, where the z -direction is along gravity.

At the final stage of evaporative cooling, the Yb cloud sits about $6.5 \mu\text{m}$ below the Li cloud due to their different gravitational sag, which results in a reduced spatial overlap between them. Here we note that our FORT potential at the end of evaporation is so shallow that the standard expression for gravitational sag assuming harmonic potentials, g/ω_z^2 , is no longer valid. Therefore, we evaluate the sag of the Yb cloud by considering the fully Gaussian shaped FORT and the gravity potential. To compensate for the reduced overlap, we apply an intensity gradient of a laser whose wavelength is 532 nm. This is complementary to using a magnetic field gradient as in [28]. The laser field acts as an attractive potential for Yb and a repulsive one for Li. This gravitational sag compensation beam (GCB) has a waist of $75 \mu\text{m}$ and is pointing about $38 \mu\text{m}$ above the atomic cloud. The Yb cloud is pulled up by about $3 \mu\text{m}$ at a GCB power of 900 mW, the current limit of our laser system. Due to its strong confinement within the FORT, Li is nearly unaffected and does not move. We linearly ramp up the GCB in 100 ms followed by 100 ms holding at the end of evaporation to prevent heating and oscillations of the atomic sample.

We then adiabatically load a Yb–Li quantum degenerate mixture into a 3D optical lattice with wavelength $\lambda_{\text{L}} = 532$ nm and form a Yb Mott insulator. The optical lattice is adiabatically ramped up to $15 E_{\text{R}}^{\text{Yb}}$ in 200 ms, where $E_{\text{R}} = \hbar^2 (2\pi/\lambda_{\text{L}})^2 / (2m)$ is the recoil energy with atomic mass m . The ratio of $s = |V_{\text{L}}|/E_{\text{R}}$, the lattice depth divided by the recoil energy, for Yb and Li is $s_{\text{Yb}}/s_{\text{Li}} = 21.4$. At $s_{\text{Yb}} = 15$ we have $s_{\text{Li}} = 0.7$ at which the Bloch state is well delocalized in the system. This ensures, even though at $\lambda_{\text{L}} = 532$ nm their polarizabilities have opposite signs, reasonable overlap between the delocalized Li and the localized Yb atoms (see figure 1(a)).

Here we describe 3P_2 state preparation and detection methods. See figure 1(b) for the relevant energy levels. A portion of the ground state Yb atoms is directly excited to the 3P_2 state by a 0.1–1 ms laser pulse at a resonant wavelength of 507 nm. The excitation laser has a linewidth of about 100 Hz. The Landé g -factor of the 3P_2 state of ^{174}Yb is $g_j = 3/2$. Hence, an applied magnetic bias field lifts the degeneracy of neighboring m_j sublevels by $\hbar \times 2.1$ MHz G^{-1} , where \hbar is the Planck constant, and allows for m_j selective excitation to the 3P_2 state. We ramp the bias field to 282 mG for the excitation of the $m_j = 0$ state and 200 mG for the $m_j = -2$ state while the lattice goes from 0 to $5 E_{\text{R}}^{\text{Yb}}$ in 100 ms. Apart from measurements comparing magnetic field dependencies the bias fields are then left unchanged until atom detection. To reduce inhomogeneous broadening it is important to choose the field orientation for each magnetic sublevel because the polarizabilities of different m_j states have different dependence on the angle between the direction of the magnetic field and the polarization of the laser field [27]. For further reduction of inhomogeneous broadening the GCB is ramped down to 0 mW while the lattice goes from 10 to $15 E_{\text{R}}^{\text{Yb}}$ in 50 ms. Since Yb atoms are already pinned at lattice sites at $10 E_{\text{R}}^{\text{Yb}}$, the spatial overlap between Yb and Li remains restored even with the GCB turned off at this point.

For the detection of the 3P_2 atoms, we first remove the ground state Yb atoms from the trap by a 0.5–1 ms laser pulse resonant to the $^1S_0 \rightarrow ^1P_1$ transition. The atoms in the 3P_2 state are repumped to the ground state via the 3S_1 state by simultaneous applications of two laser pulses resonant to the $^3P_2 \rightarrow ^3S_1$ and $^3P_0 \rightarrow ^3S_1$ transitions with a duration of 1 ms (see figure 1(b)). Finally, the atoms returned to the ground state are recaptured by a magneto-optical trap (MOT) operating on the strong $^1S_0 \rightarrow ^1P_1$ transition. The fluorescence intensity from the MOT is detected and is proportional to the number of repumped atoms. Figure 1(c) shows a



typical $^1\text{S}_0 \rightarrow ^3\text{P}_2(m_J = 0)$ excitation spectrum of the Yb Mott insulator at $15 E_R^{\text{Yb}}$ immersed in a Fermi degenerate gas of Li. The formation of a Mott insulator state is reflected by the spectrum with well-resolved resonance peaks shifted by on-site interactions [29]. We note that the corresponding spectrum taken without Li (not shown) is basically identical, in agreement with previous observations [27]. The width of the $n = 1$ peak, 1 kHz, together with our Li density, results in an upper bound for the s -wave scattering length difference as $|a_{\text{Yb}(^3\text{P}_2)\text{-Li}} - a_{\text{Yb}(^1\text{S}_0)\text{-Li}}| < 20$ nm. In the measurements below, we selectively excite Yb atoms in singly, doubly, and triply occupied ($n = 1, 2, 3$) sites by properly setting the excitation laser frequency.

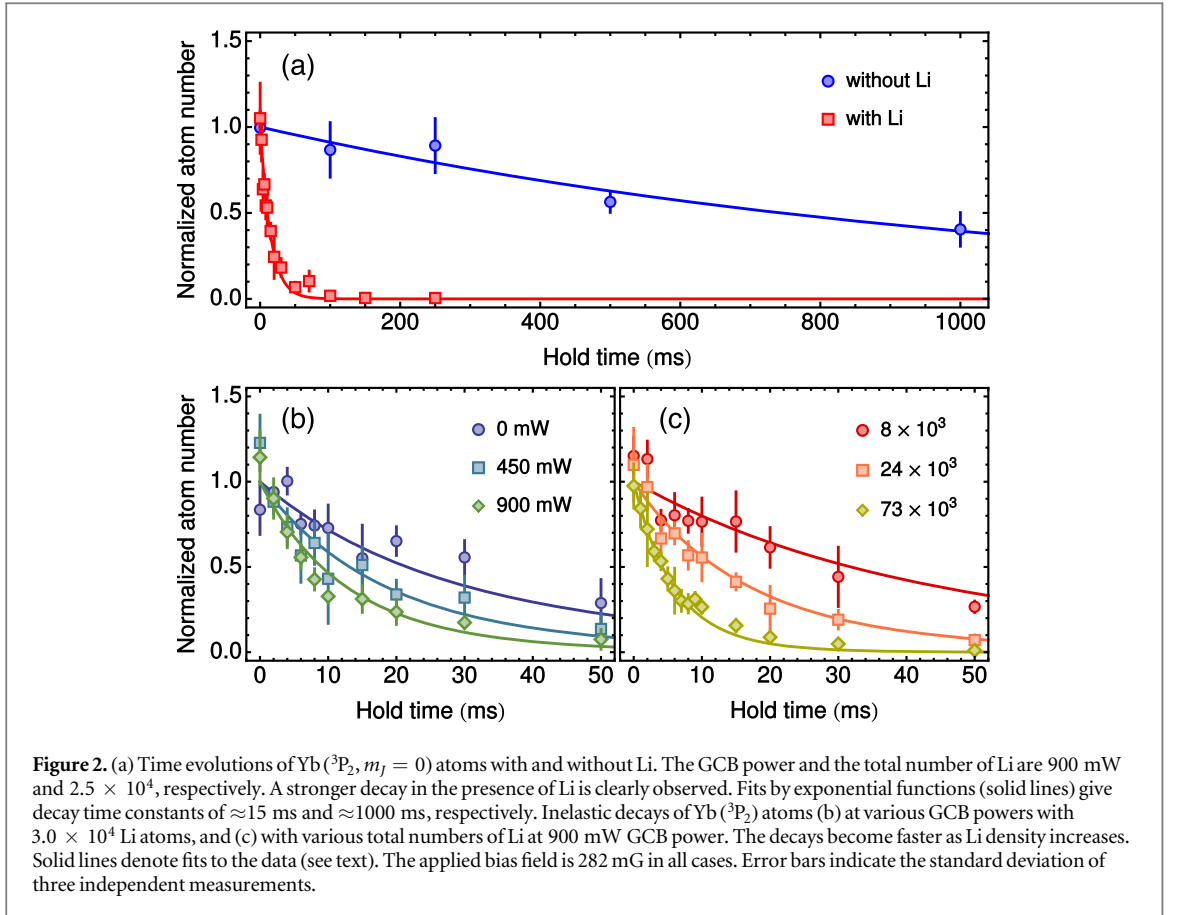
3. Results

3.1. Yb($^3\text{P}_2$)–Li inelastic collisions

We measure the loss of Yb($^3\text{P}_2, m_J = 0$) atoms by the collisions with Li. The experimental procedure is as follows; after the lattice depth reaching $15 E_R^{\text{Yb}}$ the 507 nm excitation pulse resonant to Yb singly occupied ($n = 1$) lattice sites is applied. Remaining ground state Yb atoms are removed by $^1\text{S}_0 \rightarrow ^1\text{P}_1$ resonant light as described above. This procedure allows us to exclude unwanted Yb($^3\text{P}_2$)–Yb($^3\text{P}_2$) and Yb($^3\text{P}_2$)–Yb($^1\text{S}_0$) collisions that have shown to have large inelastic loss rates on the order of 10^{-11} and 10^{-12} $\text{cm}^3 \text{s}^{-1}$, respectively [30]. It is also important to note that the number of excited atoms is less than 10% of that of Li so that the Li density can be considered constant during the interaction time. After a variable holding time of the Yb($^3\text{P}_2$)–Li mixture in the lattice we detect the Yb atoms remaining in the $^3\text{P}_2$ state. Li atoms are detected by absorption imaging at the same time. For comparison, we repeat the identical experimental sequence for a sample without Li, where Li atoms are removed from the trap by applying a laser pulse resonant to the Li D2 line with a duration of 1 ms before loading the lattice.

The result is shown in figure 2(a). A fast decay of Yb($^3\text{P}_2$) atoms by the collision with Li is clearly observed. Fits to the data with exponential functions give decay time constants of ≈ 15 ms and ≈ 1000 ms for the cases with and without Li, respectively. To determine the Yb($^3\text{P}_2, m_J = 0$)–Li inelastic loss coefficient, we repeat the measurement with various Li densities by changing either GCB intensities or total numbers of Li. We vary the GCB power between 0 – 900 mW and the total Li atom number between $8\text{--}73 \times 10^3$ by changing the initial Li loading time. In the former case the Li number is 3.0×10^4 and in the latter case the GCB power is fixed at 900 mW. Results with representative GCB powers are shown in figure 2(b). The atoms decay faster as GCB power increases. This also indicates the effectiveness of our GCB approach in which it lifts the Yb cloud up to the denser region of the Li cloud. Figure 2(c) shows results with representative total numbers of Li atoms. Faster decay with more Li atoms is clearly discerned.

We fit the datasets and determine the inelastic loss coefficient in the following way. In the absence of Yb($^3\text{P}_2$)–Yb($^3\text{P}_2$) and Yb($^3\text{P}_2$)–Yb($^1\text{S}_0$) collisions thanks to the optical lattice and the occupancy selective excitation scheme, the decay of Yb($^3\text{P}_2$) atoms is described by the Yb($^3\text{P}_2$)–Li inelastic decay term as a dominant



process;

$$\dot{n}_{Yb} = -\alpha n_{Yb} - \beta \xi n_{Li} n_{Yb}, \quad (1)$$

where n_{Yb} and n_{Li} are the density of Yb(3P_2) and Li, respectively, α is the one-body loss rate, and β is the Yb(3P_2)–Li inelastic loss coefficient averaged over the two contributing Li spin states. Here we assume that higher than two-body collisions are negligible.

We have further introduced a Li density correction factor ξ . It accounts for the reduced density of the Li Bloch wave function at Yb sites for a lattice depth of $s_{Li} = 0.7$ (see figure 3(a)). The correction factor ξ is determined by the three-dimensional overlap integral of the Wannier state of Yb and the Bloch state of Li in a single lattice site;

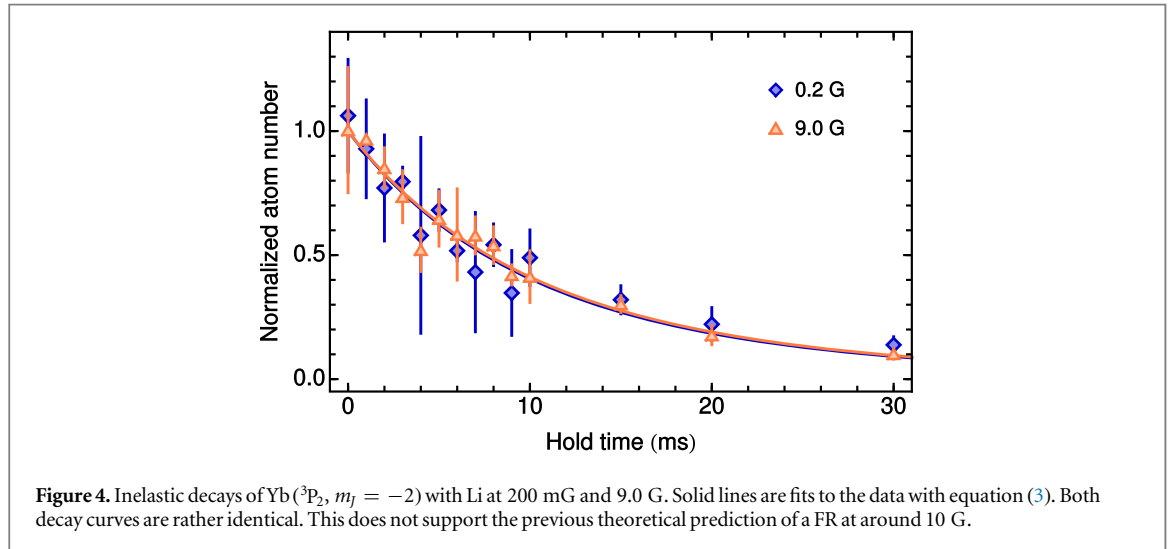
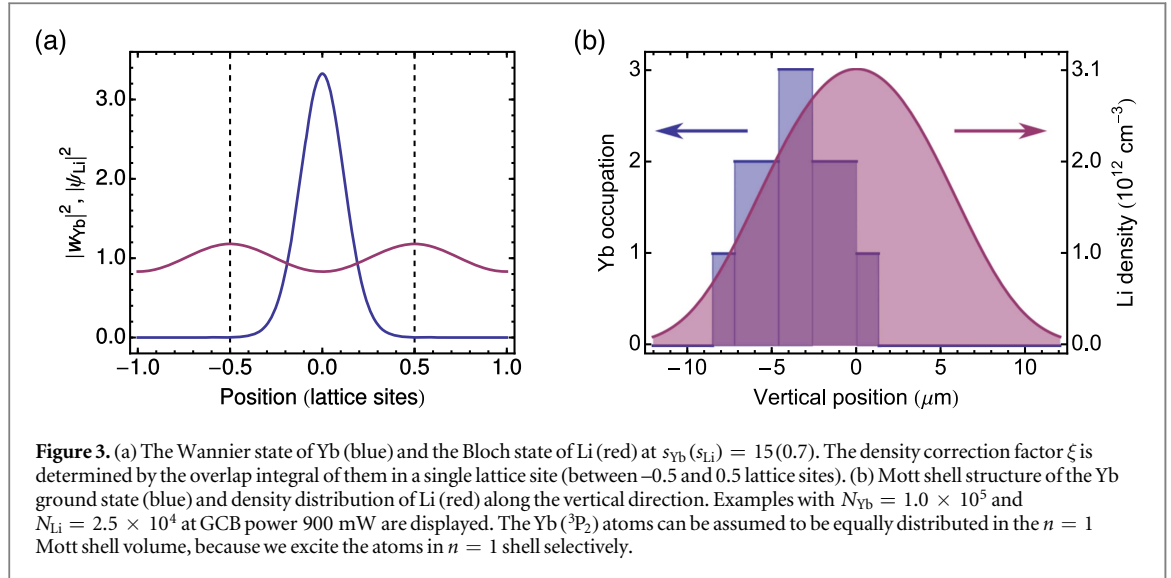
$$\xi = \int_{-d/2}^{d/2} |w_{Yb}(r)|^2 |\psi_{Li}(r)|^2 d^3r. \quad (2)$$

Here w_{Yb} is the Wannier state of Yb, ψ_{Li} is the Bloch state of Li, and $d = 266$ nm is the lattice spacing. Evaluating the Yb Wannier function we include that the lattice depth for Yb(3P_2) in each direction is slightly different due to the dependence of its polarizability on the angle between the magnetic field orientation and the laser polarization. For the $m_J = 0$ state the correction factor is calculated to be $\xi = 0.66$.

Considering the number of Yb(3P_2) is less than 10% of that of Li atoms, we regard n_{Li} as time independent as mentioned above. Therefore, the time evolution of the number of Yb(3P_2) is expressed as

$$N_{Yb}(t) = \int n_{Yb}(r, t=0) e^{-(\alpha + \beta \xi n_{Li}(r))t} d^3r. \quad (3)$$

Figure 3(b) shows a typical Mott shell structure of the Yb ground state and a density distribution of Li along vertical direction with GCB power 900 mW. Since we selectively excite Yb atoms in the $n = 1$ Mott shell, we assume that the Yb(3P_2) atoms are equally distributed in $n = 1$ shell volume. The one-body loss rate is determined to be $1/\alpha = (900 \pm 250)$ ms from the fit to the data without Li. We evaluate β using a bootstrap method. All datasets are fitted 100 times by equation (3) with β being a common parameter among them. Each time the Li cloud size, the numbers of Yb and Li, and the Yb vertical position are randomly chosen in the ranges of $\pm 10\%$ (roughly corresponds to the Li temperature ± 150 nK), $\pm 10\%$, and $\pm 0.5 \mu\text{m}$, respectively. The mean and the standard deviation of the fit results yield $\beta = (4.4 \pm 0.3) \times 10^{-11} \text{ cm}^3 \text{ s}^{-1}$ for the $m_J = 0$ state. Solid lines in figures 2(b) and (c) show the fit results.



For the determination of the inelastic loss coefficient for the $m_j = -2$ state, possible contributions from both $n = 1$ and 2 shells are included. They arise from excitation uncertainties caused by small intra-species interaction in combination with a significant sensitivity to magnetic field noise of this state. Our error budget accounts for this by also allowing partial to full excitation in the $n = 2$ shell in the bootstrap analysis. The analysis with $\xi = 0.64$ results in $\beta = (4.7 \pm 0.8) \times 10^{-11} \text{ cm}^3 \text{ s}^{-1}$. This value is two orders of magnitude smaller than that predicted in [24] and better matches the prediction in [20]. In the former report, the authors also predict an increase of β with a $^{174}\text{Yb}(^3\text{P}_2, m_j = -2)$ – ^6Li FR at around 10 G, while the latter predicts a decrease of β for 0–50 G. To check these, we compare the decays of Yb ($^3\text{P}_2$, $m_j = -2$) at magnetic fields of 200 mG and 9.0 G (figure 4). The magnetic field is swept to the desired value in 1 ms after the excitation. The experimentally obtained decay curves at both magnetic fields are almost identical, highlighting the continuing challenges in a theoretical treatment of the problem. Our result provides additional input to refine the required inter-atomic potentials.

To give further insight into the Yb ($^3\text{P}_2$)–Li inelastic collisions, we investigate the inelastic decay channels of the $^3\text{P}_2$ atoms by the collision with Li. Possible decay processes are spin changing, fine structure changing, and principal quantum number changing collisions. Considering energy and momentum conservation in Yb ($^3\text{P}_2$)–Li inelastic collisions, a decayed Yb atom carries away only $m_{\text{Li}}/(m_{\text{Li}} + m_{\text{Yb}}) \approx 3\%$ of the released energy. If spin changing collisions dominantly occur, there is a magnetic field threshold beyond which $^3\text{P}_2(m_j > -2)$ atoms in the process $m_j \rightarrow -2$ gain more energy (3% of the magnetic field dependent Zeeman splitting) than the lattice and FORT support. As a result, we would expect faster decays of $m_j > -2$ states at higher magnetic fields.

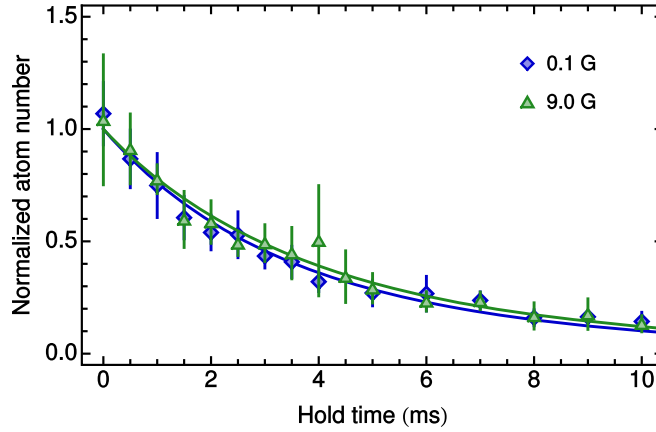


Figure 5. Inelastic decays of $\text{Yb}(^3\text{P}_2, m_J = 0)$ with Li at 100 mG and 9.0 G. Solid lines are fits to the data with equation (3). No differences are observed below and above the threshold magnetic field 500 mG. This excludes spin changing collision dominance in the $\text{Yb}(^3\text{P}_2)$ –Li inelastic collisions.

The lattice depths for all the sublevels of the $^3\text{P}_2$ state are 1–1.4 times deeper than that for the $^1\text{S}_0$ state due to their polarizabilities depending on the direction of the quantization axis. Since the Zeeman splitting of the $^3\text{P}_2$ state of ^{174}Yb is $k_B \times 100 \mu\text{K G}^{-1}$ per $\Delta m_J = 1$, the threshold is—taking also into account that only 3% of the collisional energy are transferred onto Yb—in the range of 500–700 mG for $m_J = 0$ at a lattice depth of $15 E_R^{\text{Yb}} = k_B \times 2.9 \mu\text{K}$ for the $^1\text{S}_0$ state. We compare the $\text{Yb}(^3\text{P}_2, m_J = 0)$ decays at 100 mG and 9.0 G (figure 5). We do not find any significant differences between the two cases. Therefore, we conclude that the decay of $\text{Yb}(^3\text{P}_2)$ by inelastic collisions with Li at low magnetic field is dominated by fine structure changing or principal quantum number changing collisions.

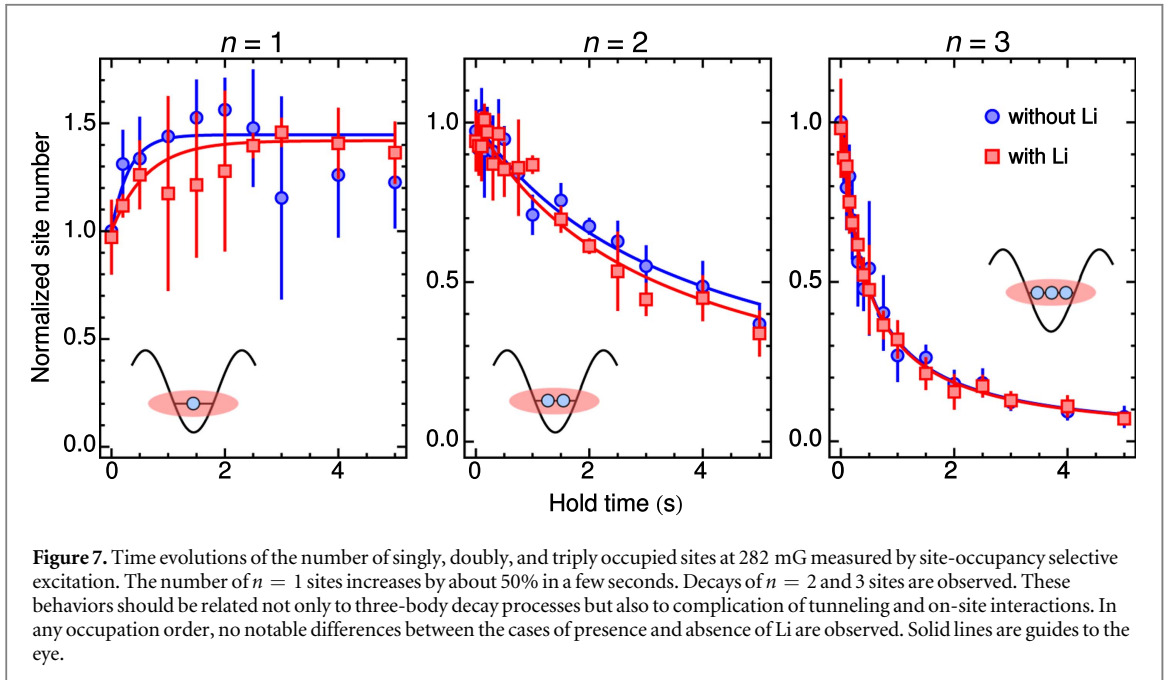
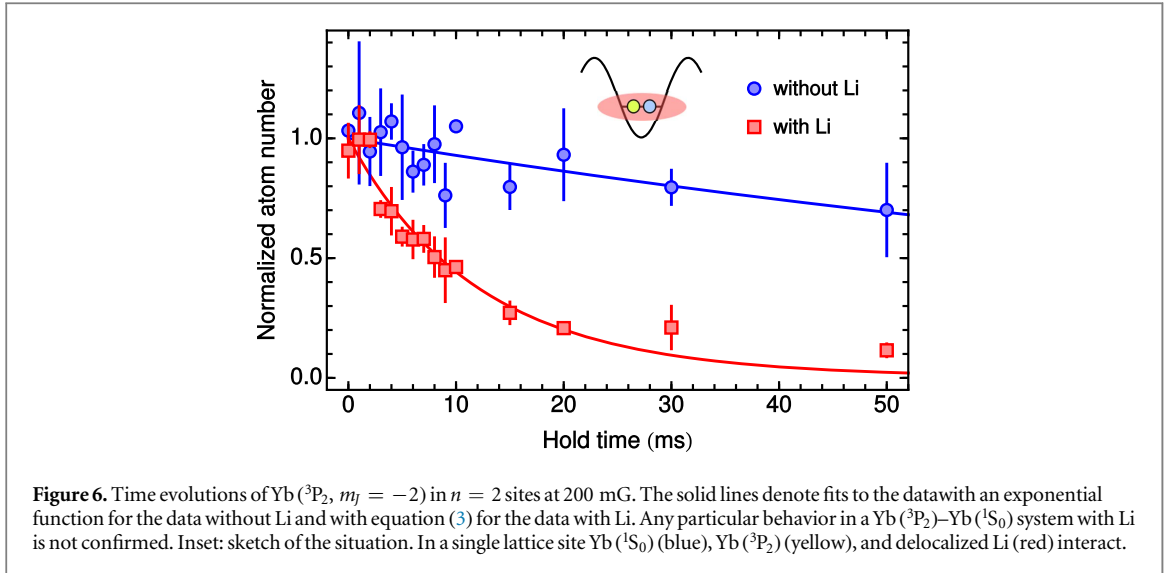
3.2. Site-occupancy selective loss measurements

Besides the $\text{Yb}(^3\text{P}_2)$ –Li inelastic collision measurements, we demonstrate that our method using an optical lattice and a direct excitation allows us to study collisional processes site-occupancy selectively. First, we measure the decay of $^3\text{P}_2$ state in doubly occupied ($n = 2$) sites. By selectively exciting Yb atoms in $n = 2$ sites to the $^3\text{P}_2$ state, $\text{Yb}(^3\text{P}_2)$ – $\text{Yb}(^1\text{S}_0)$ collisions become detectable while $\text{Yb}(^3\text{P}_2)$ – $\text{Yb}(^3\text{P}_2)$ and higher order collisions are inhibited. We use the $m_J = -2$ state that is stable against the collision with $\text{Yb}(^1\text{S}_0)$ [30]. The experimental procedure is as in the above measurements apart from the absence of the $\text{Yb}(^1\text{S}_0)$ blast pulse before having the holding time.

The result is shown in figure 6 together with the case with Li for comparison. The decay model is described by equation (3) with α modified by the collision with $\text{Yb}(^1\text{S}_0)$ atoms. From an exponential fit to the data without Li, α is determined to be $1/\alpha = (135 \pm 20)$ ms in agreement with the previous result in [30]. The fit to the data with Li by equation (3) yields $\beta = (5.4 \pm 1.0) \times 10^{-11} \text{ cm}^3 \text{ s}^{-1}$, a value similar to the one obtained above for $\text{Yb}(^3\text{P}_2, m_J = -2)$ –Li collisions in absence of $\text{Yb}(^1\text{S}_0)$ atoms. This demonstrates that the Li-induced inelastic decay of the two-atom state of $\text{Yb}(^1\text{S}_0) + \text{Yb}(^3\text{P}_2)$ can be approximated reasonably by assuming Li to only affect the $\text{Yb}(^3\text{P}_2)$ atoms.

To complete the picture, we also investigate by selective excitation the time evolutions of only ground state Yb atoms in singly, doubly, and triply occupied lattice sites separately. We have a variable hold time at $15 E_R^{\text{Yb}}$ and then measure for each occupation number the remaining number of sites by site-occupancy selective excitation to the $m_J = 0$ state. Here we note that since our excitation method excites only one of the atoms in each lattice site, not the number of atoms but the number of sites is measured.

The results are shown in figure 7. An increase of the number of singly occupied sites and decays of those of doubly and triply occupied sites are observed. The observed behaviors should be attributed to an intricate dynamics where tunneling and interaction interplay as well as three-body decays. In the case of singly and doubly occupied sites the dynamics is likely to be dominated by redistribution of the site occupation by hopping and due to heating effects induced by the lattice beams. In triply occupied sites molecule formation also becomes possible. In contrast to the systems including $\text{Yb}(^3\text{P}_2)$ atoms, notable differences between the cases with and without Li are not observed in any occupation order. This proves that in the Yb ground state the intra-species collisional properties are not significantly altered by the presence of Li.



4. Conclusions and outlook

We develop an experimental method combining a deep optical lattice and a direct excitation to the 3P_2 state to investigate Yb(3P_2)–Li inelastic collisional properties in detail. The $^{174}\text{Yb}(^3P_2)$ – ^6Li inelastic loss coefficients for $m_j = 0$ and -2 states are determined to be $(4.4 \pm 0.3) \times 10^{-11} \text{ cm}^3 \text{ s}^{-1}$ and $(4.7 \pm 0.8) \times 10^{-11} \text{ cm}^3 \text{ s}^{-1}$, respectively. The obtained inelastic loss rate of $m_j = -2$ and its magnetic field dependence should provide stimulus to further improve current calculations on the Yb(3P_2)–Li FR landscape. Observed magnetic field independence of the inelastic loss rate with $m_j = 0$ implies little contribution of spin changing processes to the decay of Yb(3P_2) in collisions with Li. Our method also allows us to investigate decays of atoms in one- or few-body systems separately. In fact, we measure the time evolution of Yb(3P_2) in $n = 2$ sites, and we find that the Li-induced inelastic decay of the two-atom state of Yb(1S_0) + Yb(3P_2) is well understood by the Li atoms affecting solely the Yb(3P_2) state. Further we successfully observe time evolutions of ground state Yb atoms in $n = 1, 2,$ and 3 sites separately and confirm absence of the effect of Li on the intra-species collisional properties.

The experimental method presented in this work can serve as a tool in the search for Yb(3P_2)–Li FRs by measuring variations of inter-species inelastic loss rates over a wide range of magnetic fields. Also it is applicable to other isotopes. Especially, fermionic Yb isotopes (^{171}Yb and ^{173}Yb) are interesting candidates to search for inter-species FRs, where both usual and anisotropy-induced FRs are expected to exist because of their hyperfine

structures in the 3P_2 states. We plan to also make use of high-resolution spectroscopy on the $^1S_0 \rightarrow ^3P_2$ transition to measure scattering lengths between Yb (3P_2) and Li at eventually confirmed FRs as performed in [16, 17].

Acknowledgments

We acknowledge K Ono and A Kell for experimental assistance. This work was supported by the Grant-in-Aid for Scientific Research of JSPS No. 25220711, No. 26247064, No. 16H00990, and No. 16H01053 and the Impulsing Paradigm Change through Disruptive Technologies (ImPACT) program by the Cabinet Office, Government of Japan. HK acknowledges support from JSPS.

References

- [1] Anderson P W 1958 *Phys. Rev.* **109** 1492
- [2] Kondo J 1964 *Prog. Theor. Phys.* **32** 37
- [3] Anderson P W 1967 *Phys. Rev. Lett.* **18** 1049
- [4] Bloch I, Dalibard J and Zwirger W 2008 *Rev. Mod. Phys.* **80** 885
- [5] Giorgini S, Pitaevskii L P and Stringari S 2008 *Rev. Mod. Phys.* **80** 1215
- [6] Fallani L, Lye J, Guarrera V, Fort C and Inguscio M 2007 *Phys. Rev. Lett.* **98** 130404
- [7] Roati G, D'Errico C, Fallani L, Fattori M, Fort C, Zaccanti M, Modugno G, Modugno M and Inguscio M 2008 *Nature* **453** 895
- [8] Billy J, Josse V, Zuo Z, Bernard A, Hambrecht B, Lugan P, Clément D, Sanchez-Palencia L, Bouyer P and Aspect A 2008 *Nature* **453** 891
- [9] Kondov S S, McGehee W R, Zirbel J J and DeMarco B 2011 *Science* **334** 66
- [10] Günter K, Stöferle T, Moritz H, Köhl M and Esslinger T 2006 *Phys. Rev. Lett.* **96** 180402
- [11] Ospelkaus S, Ospelkaus C, Wille O, Succo M, Ernst P, Sengstock K and Bongs K 2006 *Phys. Rev. Lett.* **96** 180403
- [12] Gadway B, Pertot D, Reeves J, Vogt M and Schneble D 2011 *Phys. Rev. Lett.* **107** 145306
- [13] Scelle R, Rentrop T, Trautmann A, Schuster T and Oberthaler M K 2013 *Phys. Rev. Lett.* **111** 070401
- [14] Chen D, Meldgin C and DeMarco B 2014 *Phys. Rev. A* **90** 013602
- [15] Brue D A and Hutson J M 2012 *Phys. Rev. Lett.* **108** 043201
- [16] Kato S, Sugawa S, Shibata K, Yamamoto R and Takahashi Y 2013 *Phys. Rev. Lett.* **110** 173201
- [17] Taie S, Watanabe S, Ichinose T and Takahashi Y 2016 *Phys. Rev. Lett.* **116** 043202
- [18] Chin C, Grimm R, Julienne P and Tiesinga E 2010 *Rev. Mod. Phys.* **82** 1225
- [19] Kotochigova S 2014 *Rep. Prog. Phys.* **77** 093901
- [20] González-Martínez M L and Hutson J M 2013 *Phys. Rev. A* **88** 020701
- [21] Chen T, Zhang C, Li X, Qian J and Wang Y 2015 *New J. Phys.* **17** 103036
- [22] Khramov A, Hansen A, Dowd W, Roy R J, Makrides C, Petrov A, Kotochigova S and Gupta S 2014 *Phys. Rev. Lett.* **112** 033201
- [23] Dowd W, Roy R J, Shrestha R K, Petrov A, Makrides C, Kotochigova S and Gupta S 2015 *New J. Phys.* **17** 055007
- [24] Petrov A, Makrides C and Kotochigova S 2015 *New J. Phys.* **17** 45010
- [25] Spiegelhalder F M, Trenkwalder A, Naik D, Hendl G, Schreck F and Grimm R 2009 *Phys. Rev. Lett.* **103** 223203
- [26] Hara H, Takasu Y, Yamaoka Y, Doyle J M and Takahashi Y 2011 *Phys. Rev. Lett.* **106** 205304
- [27] Hara H, Konishi H, Nakajima S, Takasu Y and Takahashi Y 2014 *J. Phys. Soc. Japan* **83** 014003
- [28] Hansen A H, Khramov A Y, Dowd W H, Jamison A O, Plotkin-Swing B, Roy R J and Gupta S 2013 *Phys. Rev. A* **87** 013615
- [29] Kato S, Inaba K, Sugawa S, Shibata K, Yamamoto R, Yamashita M and Takahashi Y 2016 *Nat. Commun.* **7** 11341
- [30] Uetake S, Murakami R, Doyle J M and Takahashi Y 2012 *Phys. Rev. A* **86** 032712