

Influence of Two Acyclic Homoterpenes (Tetranorterpenes) on the Foraging Behavior of *Anthonomus grandis* Boh

D. M. Magalhães^{1,2} · M. Borges¹ · R. A. Laumann¹ · C. M. Woodcock³ · J. A. Pickett³ · M. A. Birkett³ · Maria Carolina Blassioli-Moraes¹

Received: 4 December 2015 / Revised: 26 January 2016 / Accepted: 31 March 2016 / Published online: 22 April 2016
© Springer Science+Business Media New York 2016

Abstract Previous studies have shown that the boll weevil, *Anthonomus grandis*, is attracted to constitutive and conspecific herbivore-induced cotton volatiles, preferring the blend emitted by cotton at the reproductive over the vegetative stage. Moreover, this preference was paralleled by the release of the acyclic homoterpenes (tetranorterpenes) (*E*)-4,8-dimethyl-1,3,7-nonatriene (DMNT) and (*E,E*)-4,8,12-trimethyltrideca-1,3,7,11-tetraene (TMTT) in Delta Opal cotton being higher at the vegetative than at the reproductive stage. Here, we evaluated whether this difference in release of acyclic homoterpenes also occurred in other cotton varieties, and if boll weevils could recognize these compounds as indicators of a specific cotton phenological stage. Results showed that cotton genotypes CNPA TB-90, BRS-293 and Delta Opal all produced higher levels of DMNT and TMTT at the vegetative stage than at the reproductive stage and that these homoterpenes allowed for principal component analysis separation of volatiles produced by the two phenological stages. Electroantennograms confirmed boll weevil antennal responses to DMNT and TMTT. Behavioral assays, using Y-tube olfactometers, showed that adding synthetic homoterpenes to reproductive cotton volatiles (mimicking cotton at the vegetative stage in terms of homoterpene levels) resulted in reduced attraction to boll weevils compared to that to unmodified reproductive cotton.

Weevils showed no preference when given a choice between plants at the vegetative stage and the vegetative stage-mimicked plant. Altogether, the results show that DMNT and TMTT are used by boll weevils to distinguish between cotton phenological stages.

Keywords Cotton · Homoterpenes · Host plant · Phenological stages · Plant volatiles · Ontogenetic · Coleoptera · Curculionidae

Introduction

Plant volatiles mediate important trophic interactions, particularly between plants and their herbivores. These volatiles provide crucial cues for phytophagous insects to locate suitable host plants upon which to feed or oviposit (Bruce and Pickett 2011). In addition, herbivores often can exploit these compounds to obtain information, for example, concerning the presence of competitors and potential natural enemies, plant quality, and phenology (Addesso et al. 2011; Magalhães et al. 2012; Tasin et al. 2011).

Changes in volatile production can occur as plants develop through their life cycle (Hare 2010). For herbivores, the use of associated volatile composition of a specific ontogenetic stage allows them to locate the most suitable host plant phenology. Rapid host location is important for exploiting ephemeral food resources (Schwarz et al. 2009). Within the subfamily Anthonominae (Curculionidae), some species can distinguish host plant phenology based solely on emitted volatiles: *Anthonomus eugenii* Cano prefers fruiting over flowering pepper volatiles (Addesso et al. 2011), *Anthonomus pomorum* (L.) distinguishes apple tree flower buds at different phenological stages (Kalinová et al. 2000), and *Anthonomus grandis*

✉ Maria Carolina Blassioli-Moraes
carolina.blassioli@embrapa.br

¹ Laboratório de Semioquímicos, Embrapa Recursos Genéticos e Biotecnologia, Brasília, DF CEP 70770-900, Brazil

² Departamento de Zoologia, Instituto de Ciências Biológicas, Universidade de Brasília, Brasília, DF CEP 70910-900, Brazil

³ Biological Chemistry and Crop Protection Department, Rothamsted Research, Harpenden, Hertfordshire AL5 2JQ, UK

Boheman prefers reproductive over vegetative cotton volatiles (Magalhães et al. 2012).

Anthonomus grandis, the boll weevil, is the main pest on cotton crops in the Neotropical region. The boll weevil eats and oviposits on cotton squares and bolls. In Brazil, farmers have adopted heavy spraying with insecticides to control this pest. The aggregation pheromone of this insect is used to monitor populations on the crop. However, when cotton reaches the reproductive stage, the number of insects captured in traps baited with pheromone is drastically reduced and, as a result, weevils go straight to plants (Rummel and Curry 1986). Cotton phenology, therefore, has an important role in *A. grandis* population dynamics, and chemical cues have an active role in this process. By responding to specific volatile blends from the preferred ontogenetic host plant stage, boll weevils can migrate from refuge areas to suitable structures for feeding and ovipositing.

Previously, we showed that adult boll weevils were attracted to undamaged and conspecific herbivore-induced volatiles, preferring the blend emitted by cotton at the reproductive stage over that emitted by the vegetative stage (Magalhães et al. 2012). Nevertheless, the compounds used by boll weevils for differentiating specific cotton stages have not yet been elucidated. Magalhães et al. (2012) reported that a major difference in the chemical profile of volatiles emitted from vegetative and reproductive undamaged cotton (cv. Delta Opal) was the amount of the acyclic homoterpenes or, more correctly tetranorterpenes, (*E*)-4,8-dimethyl-1,3,7-nonatriene (DMNT) and (*E,E*)-4,8,12-trimethyltrideca-1,3,7,11-tetraene (TMTT), with greater amounts being released at the vegetative stage. To test the hypothesis that DMNT and TMTT are directly related to differentiation of host plant phenological stage by the boll weevil, we examined the electrophysiological and behavioral responses of adult *A. grandis* to these compounds. We also investigated whether different cotton genotypes release different DMNT and TMTT amounts at distinct phenological stages.

Methods and Materials

Insect Rearing Boll weevils were reared in plastic containers on an artificial diet [a mixture of agar, beer yeast, wheat germ, soy protein, glucose, ascorbic and sorbic acid, Nipagin, flour from embryo cottonseed (Pharmamedia®, Traders Protein, USA), Wesson salt mixture, Vanderzant's vitamin and water; Schmidt et al. 2001] under controlled conditions (25 ± 1 °C, 60 ± 10 % RH, and 14:10 L:D). Newly emerged adults were sexed by the tergal-notch method (Sappington and Spurgeon 2000), transferred to 250 ml plastic cages (25 insects/cage), and allowed to feed on artificial diet. Food and water were changed three times per week. To prevent interactions between sexes, males were kept in separated cages from females

after the imaginal moult. Virgin 10-day-old male and female weevils were used in all experiments.

Plants *Gossypium hirsutum* L. (genotypes CNPA TB-90, BRS-293 and Delta Opal) were grown individually in 1.5 L pots filled with soil and an organic substrate (in a proportion of 1:1). Plants were grown in a greenhouse under controlled conditions (27 ± 1 °C and 14:10 L:D). Cotton plants used in experiments were 6 weeks old at the vegetative stage (up to 6 expanded true leaves and about 30 cm high) and 12 weeks old at the reproductive stage (presence of squares).

Air Entrainment of Plants Cotton plants, at vegetative and reproductive stages, were placed individually in cylindrical glass chambers (internal volume 10 L). Plastic pots and soil were covered by aluminum foil to reduce the collection of volatiles from these sources. Twelve independent chambers were run simultaneously. Charcoal-filtered air was pumped in at $1.0 \text{ l}\cdot\text{min}^{-1}$ and drawn out at $0.6 \text{ l}\cdot\text{min}^{-1}$ through an adsorbent Super Q tube (60 mg, 80–100 mesh, Alltech, PA, USA), connected to the system *via* PTFE tubing. The difference in flow created a slight positive pressure to ensure that unfiltered air did not enter the system. Plant volatiles were collected for 24 hr before the adsorbent tubes were eluted with 0.5 ml of redistilled hexane. As an internal standard, 1 μl of 16-hexadecanolide (in distilled hexane) was added to the samples, at a final concentration of $0.01 \text{ mg}\cdot\text{ml}^{-1}$. Six plants of each variety were entrained at the vegetative and reproductive stages. Samples were stored in vials at -20 °C until used for experiments.

Gas Chromatography (GC) Volatiles were analyzed on an Agilent 7890A equipped with a flame ionization detector (FID) and a non-polar DB-5MS column (60 m \times 0.32 mm i.d., 0.25 μm film thickness, Supelco, PA, USA). Oven temperature was maintained at 50 °C for 2 min, then increased at $5 \text{ }^\circ\text{C}\cdot\text{min}^{-1}$ to 180 °C, held for 0.1 min., then increased at $10 \text{ }^\circ\text{C}\cdot\text{min}^{-1}$ to 250 °C, and held for 20 min. The FID was set at 270 °C and the injector at 250 °C. One microliter of each sample was injected into a splitless injector, with helium as carrier gas. Data were collected with EZChrom Elite software. Generalized Linear Model (GLM) and Deviance analysis with gamma distribution and inverse as link functions were used to compare the total amount of released homoterpenes from vegetative and reproductive stages. The statistical analyses were carried out using R Statistical Software (Foundation for Statistical Computing). To evaluate the influence of all compounds in separating cotton phenological stages, principal component analysis (PCA) was applied to the multivariate data. The PCA was performed using a correlation matrix and comparison between two groups (vegetative and reproductive). The PCA was carried out using Paleontological Statistics Software (PAST version 3.10).

Coupled Gas Chromatography/Mass Spectrometry (GC/MS) Identifications were performed on an Agilent 5975MSD quadrupole mass spectrometer, equipped with a DB-5MD column (30 m × 0.32 mm i.d., 0.25 μm film, Supelco, PA, USA), a splitless injector, and helium as carrier gas. Ionization was by electron impact (70 eV, source temperature at 200 °C). The injector was at 250 °C, and the column oven was programmed using the same temperature program as in the GC-FID analyses. Data were collected using Agilent ChemStation software. Tentative identifications were made by comparison of spectra with mass spectral library databases (NIST, 2008) and through use of retention indices (RIs), and identities confirmed by co-injection of air entrainment samples with authentic standards. Retention indices were calculated using the retention times of a series of linear hydrocarbon alkanes (C₈–C₂₄) (Lucero et al. 2009).

Chemicals Hexane for HPLC (≥97 % redistilled) was purchased from Sigma-Aldrich (Steinheim, Germany). (*E*)-4,8-Dimethyl-1,3,7-nonatriene and trimethyl-1,3,7,11-tridecatetraene were synthesized from geraniol and (*E,E*)-farnesol, respectively (Leopold 1990). α-Pinene (98 %), camphene 90 %, β-pinene (99 %), myrcene (90 %), (*Z*)-3-hexenyl acetate (98 %), (*E*)-3-hexenyl butyrate (98 %), ocimene (90 %), benzaldehyde (99 %), indole (98.5 %), methyl salicylate (99 %), α-copaene (90 %) and alloaromadendrene (90 %) were purchased from Sigma Aldrich (Steinheim, Germany). Linalool, α-humulene (96 %), β-caryophyllene (80 %) and limonene (97 %) were purchased from TCI-America (Portland, OR, USA). Geranylacetone (96 %) was purchased from TCI (Tokyo, Japan).

Olfactometer Bioassays Behavioral assays of 10-day-old adult male and female boll weevils to vegetative and reproductive cotton (cv. Delta Opal) and synthetic volatile blends of DMNT and TMTT were carried out using a Y-tube olfactometer. The following experiments were run (the quantities used are described in Table 1): A) synthetic blend of homoterpenes + plant background; (1) cotton at the reproductive stage (Plant^{Rep}) vs. cotton at the vegetative stage (Plant^{Veg}), (2) Plant^{Rep} + synthetic blend of DMNT and TMTT at the same concentration and proportion as in the air entrainment of vegetative cotton (Mix^{Veg}) vs. Plant^{Veg}, (3) Plant^{Veg} + Mix^{Veg} vs.

Plant^{Veg}, (4) Plant^{Rep} + Mix^{Veg} vs. hexane. B) Synthetic blends of homoterpenes; (5) Mix^{Veg} vs. hexane, (6) synthetic blend of DMNT and TMTT at the same concentration and proportion as in the air entrainment of reproductive cotton (Mix^{Rep}) vs. hexane, (7) Mix^{Veg} vs. Mix^{Rep}. C) single homoterpenes; (8) DMNT at the same concentration as in the air entrainment of vegetative cotton (DMNT^{Veg}) vs. hexane, (9) DMNT at the same concentration as in the air entrainment of reproductive cotton (DMNT^{Rep}) vs. hexane, (10) TMTT^{Veg} vs. hexane and (11) TMTT^{Rep} vs. hexane.

Details of the olfactometer and bioassay procedures are described by Magalhães et al. (2012). A polyethylene terephthalate (PET) oven bag (250 × 380 mm, Sainsbury's, UK) was placed carefully over a plant and sealed around the stem using wire. In one of the top corners, a hole was made to accommodate silicon tubing connecting the plant to a glass syringe and to the olfactometer. Prior to use, the oven bags were baked at 180 °C for 2 hr. Filter papers containing 10 μl of the synthetic blends of DMNT and TMTT were placed inside the glass syringes. Charcoal filtered and humidified air was pumped in at 0.6 L.min⁻¹ and drawn out at 0.2 L.min⁻¹. Weevils were starved for 24 hr prior to bioassays, and a single boll weevil was introduced at the base of the Y-tube olfactometer. The weevil was observed for 10 min., and the first choice and residence time (the time spent in an arm) noted. Each weevil was used only once, and the filter paper and cotton plants replaced after five replicates. Both sexes were bioassayed until a total of 50 males and 50 females had responded. After five repetitions, the Y-tube olfactometer and the side on which the treatment was presented was swapped to avoid any positional bias. Data analysis of the first choice of the boll weevil was carried out by logistic regression and Wald's *Chi-square* test to assess significance (R Statistical Software). Residence times in treatment and control arms were analyzed by Paired-*t* tests (R Statistical Software).

Electrophysiological Responses of the Boll Weevil to Homoterpenes

Electroantennogram (EAG) recordings were made using Ag-AgCl glass electrodes filled with Ringer solution. A boll weevil antenna was excised and mounted between the electrodes. The extreme tips of the scape and flagellum were cut off with a microscalpel to ensure good contact. The stimulus delivery system employed a piece of filter paper in a disposable Pasteur pipette. The stimuli were delivered over the preparation in a constant 1 L.min⁻¹ airstream and applied (2 sec duration) at 30 sec intervals. Ten microliter aliquots of standard solutions of DMNT and TMTT (1 mg.ml⁻¹ in distilled hexane) were applied to strips of filter paper, with the solvent being allowed to evaporate for 60 sec before the strip was placed into the pipette. The hexane control was tested before and after each test compound, and an average was taken. The homoterpenes were presented in random order. Responses to test compounds were compared to the average

Table 1 Amounts (ng/hr) of the acyclic homoterpenes, (*E*)-4,8-dimethyl-1,3,7-nonatriene (DMNT) and (*E,E*)-4,8,12-trimethyltrideca-1,3,7,11-tetraene (TMTT), released by cotton (cv. Delta Opal) in vegetative and reproductive stage air entrainment samples

Compound name	Vegetative	Reproductive
DMNT	136.0	29.4
TMTT	246.4	66.5

of responses to hexane for each replicate. Antennae from 10 female and 10 male boll weevils were tested. EAG responses were normalized to an artificial 0.1 mV signal and were recorded using specialized software (EAG for Windows, 1999, Syntech, The Netherlands). The responses of weevils to control and test compounds were analyzed using analysis of variance (ANOVA) and the means were compared using Tukey's 95 % confidence test (GenStat 17th edition).

Results

Air Entrainment Analysis Chemical analyses of the air entrainment samples showed that the total amount of homoterpenes (DMNT and TMTT) differed between vegetative and reproductive cotton (Fig. 1). The PCA analysis showed that these were the main compounds responsible for separating volatiles of cotton phenological stages in the three genotypes evaluated (Fig. 2). Homoterpene production was higher at the vegetative stage than at the reproductive stage for all three genotypes (CNPA TB-90: $ANODEV\chi^2=36.136$, $df=1$, $P<0.001$; BRS-293: $ANODEV\chi^2=5.565$, $df=1$, $P=0.01$; Delta Opal: $ANODEV\chi^2=14.442$, $df=1$, $P<0.001$) (Fig. 1). The amounts of DMNT and TMTT were not different among genotypes at the reproductive stage ($ANODEV\chi^2=1.948$, $df=2$, $P=0.377$), but at the vegetative stage they were different among genotypes ($ANODEV\chi^2=11.729$, $df=2$, $P=0.003$).

Behavioral Responses in the Y-Tube Olfactometer The quantities of homoterpenes present in cotton plant headspace samples on which the synthetic blends for bioassays were

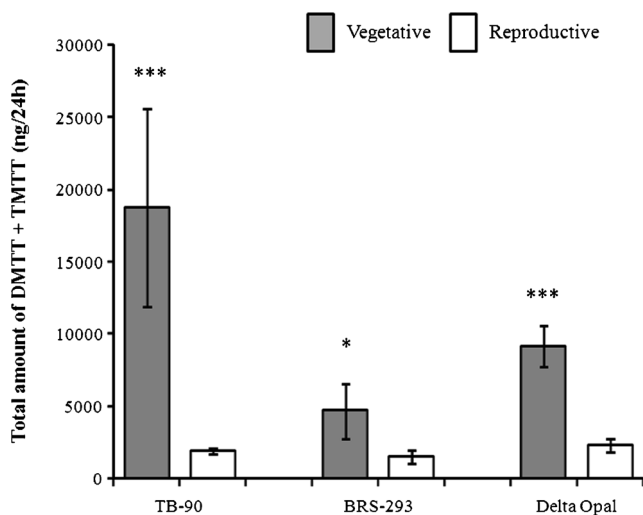


Fig. 1 Total amount (ng/hr) of the acyclic homoterpenes, (*E*)-4,8-dimethyl-1,3,7-nonatriene (DMNT) and (*E,E*)-4,8,12-trimethyltrideca-1,3,7,11-tetraene (TMTT), emitted by CNPA TB-90, BRS-293 and Delta Opal cotton at vegetative and reproductive stages. In each genotype, asterisks represent differences between phenological stages (* $0.05 > P > 0.01$, ** $0.01 > P > 0.001$, *** $P < 0.001$)

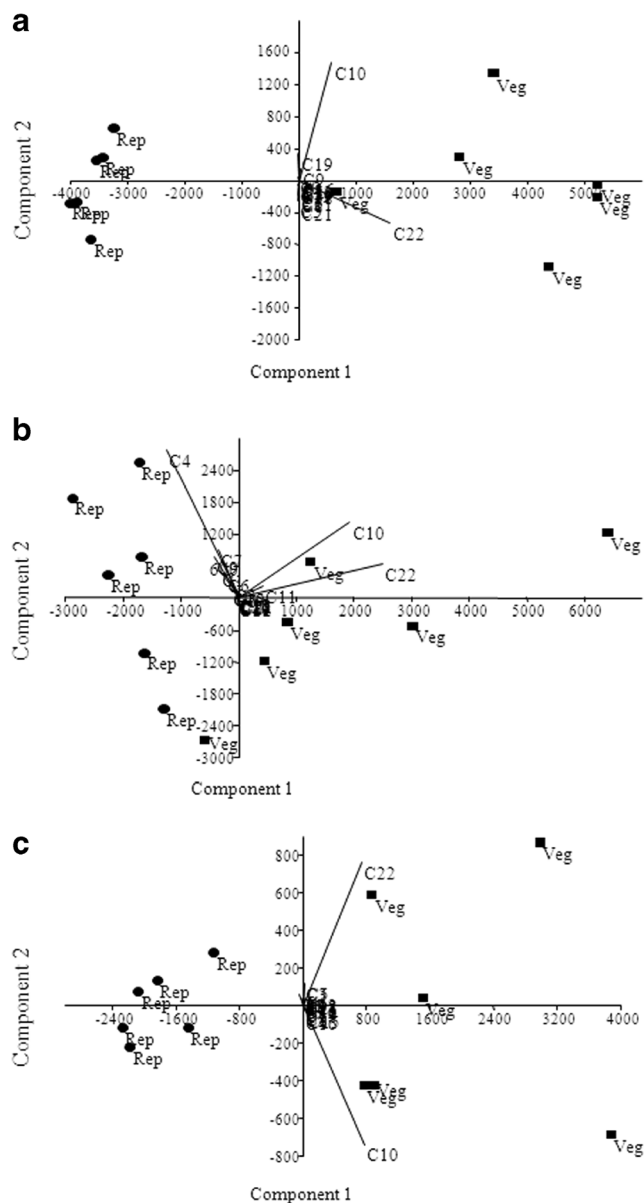


Fig. 2 Principal component analysis (PCA) ordination for components 1 and 2 of volatile compounds emitted by undamaged cotton plants at the vegetative and reproductive stages from three different genotypes: **a** CNPA TB-90, **b** BRS-293 and **c** Delta Opal. The compared groups were plants at the vegetative (Veg) and reproductive (Rep) stages. C corresponds to volatile compounds: C4 = β -myrcene, C10 = (*E*)-4,8-dimethyl-1,3,7-nonatriene (DMNT), and C22 = (*E,E*)-4,8,12-trimethyltrideca-1,3,7,11-tetraene (TMTT)

based are listed in Table 1. When the volatiles from cotton at the vegetative stage (Plant^{Veg}) were compared against volatiles from cotton at the reproductive stage (Plant^{Rep}), weevils preferred the volatiles from Plant^{Rep} in first choice (males $\chi^2=7.54$, $df=1$, $P=0.006$ and females $\chi^2=4.28$, $df=1$, $P=0.038$) and residence time (males $t=2.068$, $df=49$, $P=0.043$ and females $t=2.457$, $df=49$, $P=0.017$) (Figs. 3 and 4). When the volatiles from Plant^{Veg} were compared against volatiles from Plant^{Rep} + the synthetic blend of

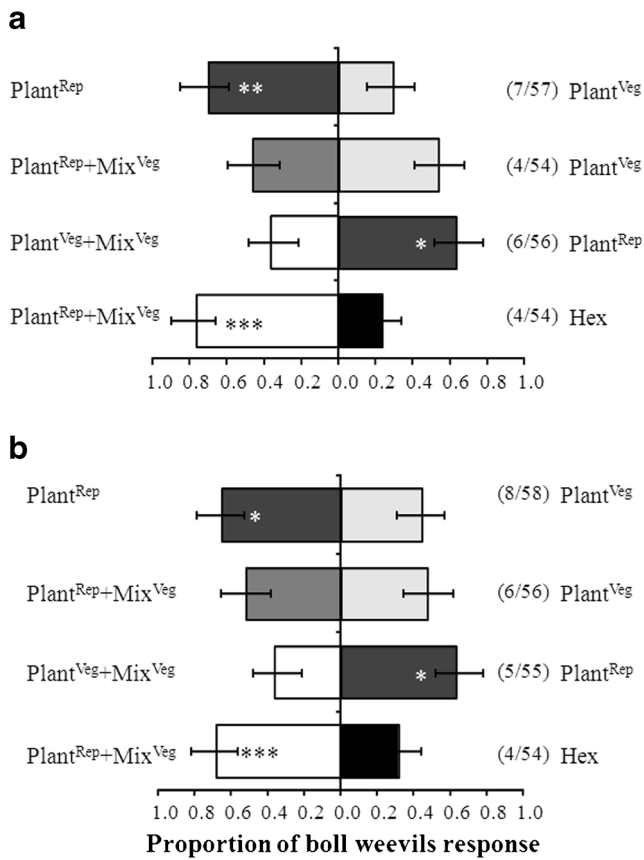


Fig. 3 First choice of male (a) and female (b) boll weevils in a Y-tube olfactometer. Plant^{Rep} = reproductive cotton; Plant^{Veg} = vegetative cotton; Mix^{Veg} = synthetic blend of (*E*)-4,8-dimethyl-1,3,7-nonatriene (DMNT) and (*E,E*)-4,8,12-trimethyltrideca-1,3,7,11-tetraene (TMTT) at the same concentration and proportion as in the air entrainment of vegetative cotton; Plant^{Rep} + Mix^{Veg} = cotton at the reproductive stage + Mix^{Veg}; Plant^{Veg} + Mix^{Veg} = cotton at the vegetative stage + Mix^{Veg}; and Hex = hexane. Asterisks indicate differences (* 0.05 > *P* > 0.01, ** 0.01 > *P* > 0.001, *** *P* < 0.001) between pairs of treatments. Bars indicate 95 % confidence intervals. Numbers in parentheses indicate insects that did not respond to either treatment, and the number of bioassays done

DMNT and TMTT at the same concentration and proportion as in the air entrainment sample from vegetative cotton (Mix^{Veg}), *i.e.*, a reproductive plant mimicking a vegetative plant in terms of homoterpene levels, weevils did not show any preference in either first choice (males $\chi^2=0.32$, *df*=1, *P*=0.572 and females $\chi^2=0.08$, *df*=1, *P*=0.777) or residence time (males *t*=-0.342, *df*=49, *P*=0.733 and females *t*=-0.659, *df*=49, *P*=0.512) (Figs. 3 and 4). The weevils showed a preference for cotton at the reproductive stage (Plant^{Rep}) over the Plant^{Rep} + Mix^{Veg} (mimic of a vegetative plant) in both first choice (males $\chi^2=3.81$, *df*=1, *P*=0.05 and females $\chi^2=3.81$, *df*=1, *P*=0.05) (Fig. 3) and residence time (males *t*=-2.057, *df*=49, *P*=0.045 and females *t*=-2.296, *df*=49, *P*=0.025) (Fig. 4). Both male and female weevils showed preference for the mimicked vegetative plant over the hexane control in both first choice (males $\chi^2=12.12$, *df*=1, *P*<0.001 and females $\chi^2=6.18$, *df*=1, *P*=0.012) and

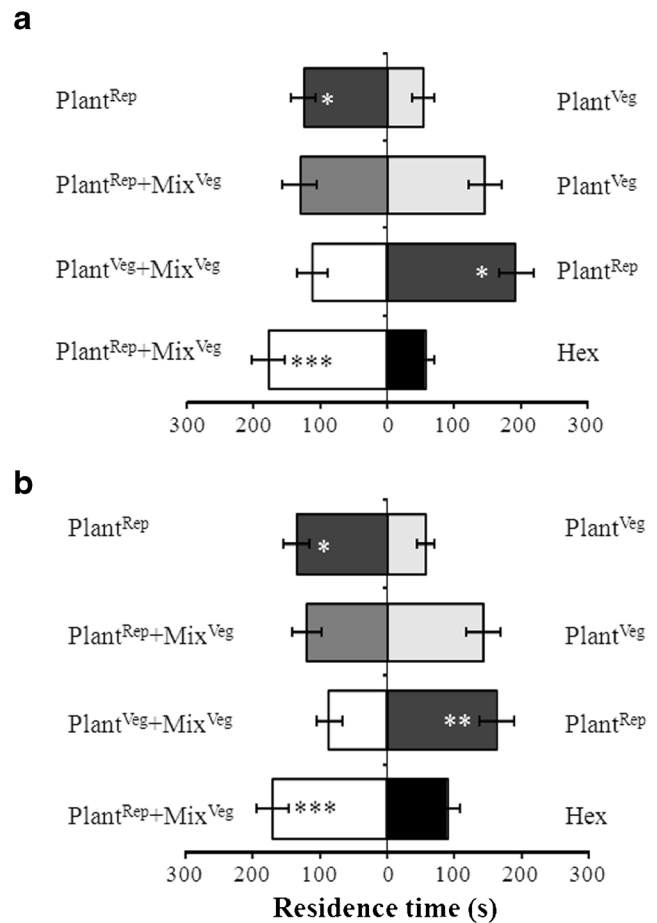


Fig. 4 Mean residence time (seconds) of male (a) and female (b) boll weevils in a Y-tube olfactometer. Plant^{Rep} = reproductive cotton; Plant^{Veg} = vegetative cotton; Mix^{Veg} = synthetic blend of (*E*)-4,8-dimethyl-1,3,7-nonatriene (DMNT) and (*E,E*)-4,8,12-trimethyltrideca-1,3,7,11-tetraene (TMTT) at the same concentration and proportion as in the air entrainment of vegetative cotton; Plant^{Rep} + Mix^{Veg} = cotton at the reproductive stage + Mix^{Veg}; Plant^{Veg} + Mix^{Veg} = cotton at the vegetative stage + Mix^{Veg}; and Hex = hexane. Asterisks indicate differences (* 0.05 > *P* > 0.01, ** 0.01 > *P* > 0.001, *** *P* < 0.001) between pairs of treatments. Bars indicate standard errors

residence time (males *t*=3.956, *df*=49, *P*<0.001 and females *t*=-2.629, *df*=49, *P*=0.011) (Figs. 3 and 4, respectively).

Only female boll weevils showed a preference for Mix^{Veg} over hexane in first choice ($\chi^2=6.18$, *df*=1, *P*=0.012) and residence time (*t*=2.62, *df*=49, *P*=0.001) (Figs. 5 and 6, respectively). In contrast, when the synthetic blend of DMNT and TMTT at the same concentration and proportion as found in the air entrainment of reproductive cotton (Mix^{Rep}) was used, female boll weevils did not show a preference in either first choice ($\chi^2=0.72$, *df*=1, *P*=0.397) or residence time (*t*=1.54, *df*=49, *P*=0.12) (Figs. 5b and 6b, respectively), but males spent more time in the treated area compared to the control (*t*=2.136, *df*=49, *P*=0.037) (Fig. 6a). However, when Mix^{Veg} and Mix^{Rep} were compared, both male and female weevils preferred the Mix^{Rep} treated area to the Mix^{Veg} area in first choice (males $\chi^2=6.18$, *df*=1, *P*=0.012 and females

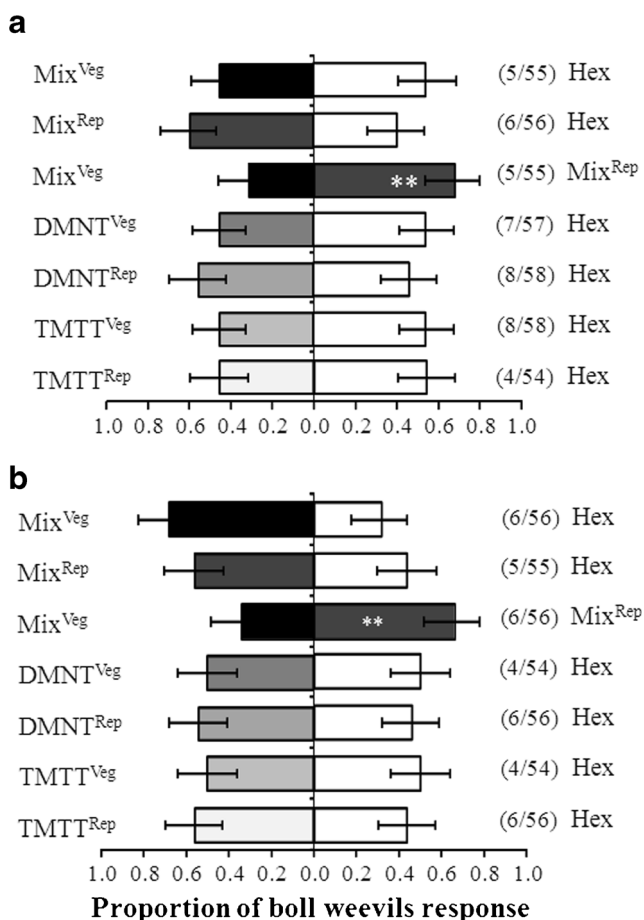


Fig. 5 First choice of male (a) and female (b) boll weevils in a Y-tube olfactometer. Mix^{Veg} = synthetic blend of (*E*)-4,8-dimethyl-1,3,7-nonatriene (DMNT) and (*E,E*)-4,8,12-trimethyltrideca-1,3,7,11-tetraene (TMTT) at the same concentration and proportion as in the air entrainment of vegetative cotton; Mix^{Rep} = synthetic blend of DMNT and TMTT at the same concentration and proportion as in the air entrainment of reproductive cotton; DMNT^{Veg} = DMNT at the same concentration as in the air entrainment of vegetative cotton; DMNT^{Rep} = DMNT at the same concentration as in the air entrainment of reproductive cotton; TMTT^{Veg} = TMTT at the same concentration as in the air entrainment of vegetative cotton; TMTT^{Rep} = TMTT at the same concentration as in the air entrainment of reproductive cotton; and Hex = hexane. Asterisks indicate differences (* 0.05 > *P* > 0.01, ** 0.01 > *P* > 0.001, *** *P* < 0.001) between pairs of treatments. Bars indicate 95 % confidence intervals. Numbers in parentheses indicate insects that did not respond to either treatment, and the number of bioassays done

$\chi^2=4.94$, $df=1$, $P=0.026$) (Fig. 5). The same pattern was observed for residence time, with weevils spending more time in the Mix^{Rep} area (males $t=3.71$, $df=49$, $P<0.001$ and females $t=2.10$, $df=49$, $P=0.04$) over that in Mix^{Veg} area (Fig. 6). When the individual compounds DMNT and TMTT, at concentrations representing both vegetative and reproductive stages, were evaluated, boll weevils did not differentiate them from the hexane ($P>0.05$) (Figs. 5 and 6).

Electrophysiological Responses of Boll Weevils to the Homoterpenes Responses of male and female *A. grandis* to

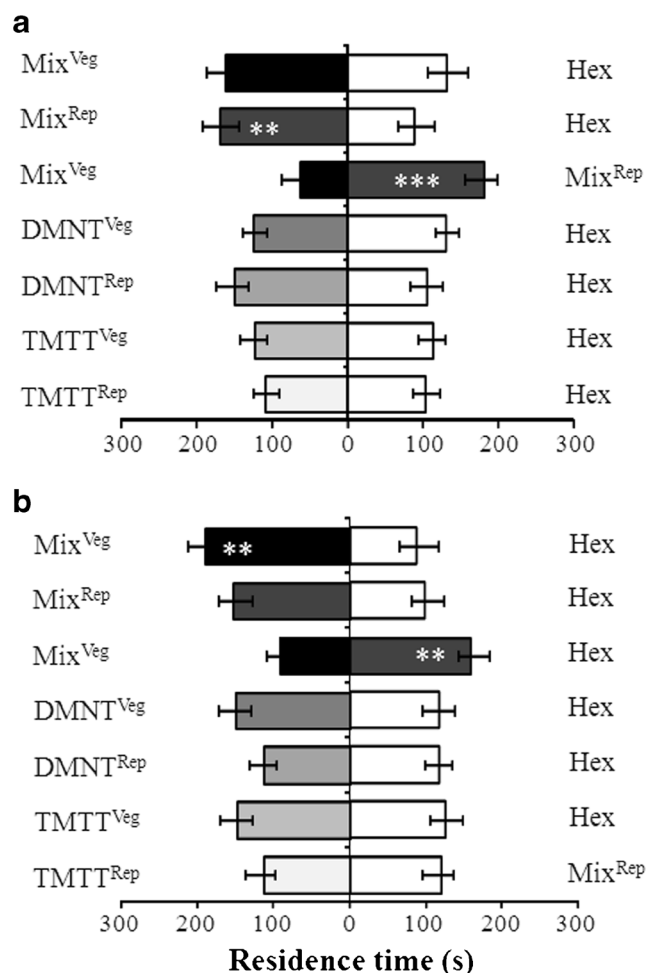


Fig. 6 Mean residence time (seconds) of male (a) and female (b) boll weevils in a Y-tube olfactometer. Mix^{Veg} = synthetic blend of (*E*)-4,8-dimethyl-1,3,7-nonatriene (DMNT) and (*E,E*)-4,8,12-trimethyltrideca-1,3,7,11-tetraene (TMTT) at the same concentration and proportion as in the air entrainment of vegetative cotton; Mix^{Rep} = synthetic blend of DMNT and TMTT at the same concentration and proportion as in the air entrainment of reproductive cotton; DMNT^{Veg} = DMNT at the same concentration as in the air entrainment of vegetative cotton; DMNT^{Rep} = DMNT at the same concentration as in the air entrainment of reproductive cotton; TMTT^{Veg} = TMTT at the same concentration as in the air entrainment of vegetative cotton; TMTT^{Rep} = TMTT at the same concentration as in the air entrainment of reproductive cotton; and Hex = hexane. Asterisks indicate differences (* 0.05 > *P* > 0.01, ** 0.01 > *P* > 0.001, *** *P* < 0.001) between pairs of treatments. Bars indicate standard errors

DMNT and TMTT elicited different electrophysiological responses at 1 mg.ml⁻¹ (Fig. 7). EAG responses did not differ between male and female weevils.

Discussion

In this study, cotton genotypes CNPA TB-90, BRS-293 and Delta Opal released 9-, 3- and 6-fold more, respectively, of the acyclic homoterpenes DMNT and TMTT at the vegetative

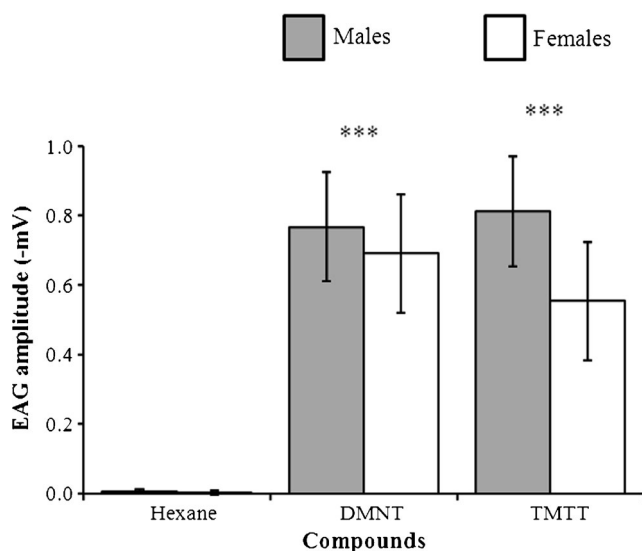


Fig. 7 Electroantennogram (EAG) ($-mV \pm SE$) responses of male and female *Anthonomus grandis* antennae to the acyclic homoterpenes (*E*)-4,8-dimethyl-1,3,7-nonatriene (DMNT) and (*E,E*)-4,8,12-trimethyltrideca-1,3,7,11-tetraene (TMTT) ($N=10$). Responses were normalized to a 0.1 mV signal. Asterisks indicate difference between the test compounds and control ($P < 0.001$)

stage than at the reproductive stage. The PCA analysis showed that these two homoterpenes explained the differences in volatile profiles between the two phenological stages. The other compounds released by cotton included mainly sesquiterpenes and monoterpenes, but did not change quantities as the plants developed as drastically as did the homoterpenes. In BRS-293, the amount of the monoterpene β -myrcene changed in accord with the change from vegetative to reproductive stage; however, changes in this compound were not observed in the other genotypes.

We used manipulative experiments to test the role of DMNT and TMTT plus plant volatiles in the differentiation of vegetative and reproductive cotton. Adding synthetic homoterpenes to reproductive cotton volatiles made the plants considerably less attractive to the boll weevil compared to the unmodified reproductive cotton volatiles. By manipulating the amounts of homoterpenes, we showed that male and female boll weevils preferred cotton (*i.e.*, in the reproductive stage) that released lower amounts of acyclic homoterpenes. Thus, the quantity of these homoterpenes appears important for differentiation of cotton phenological stage by boll weevils.

DMNT and TMTT are biosynthesized as a consequence of oxidative stress resulting in loss of four carbons associated with the tertiary alcohol group of higher terpene alcohols, and are common volatiles emitted by a myriad of plants (Tholl et al. 2011). These compounds have been reported as components of floral odors of night-scented plant species and plant foliage, serving different ecological functions in plant/arthropod and plant/plant interactions. Several studies have indicated a role of these homoterpenes in indirect plant

defense, attracting natural enemies of herbivores, such as the predatory mite *Phytoseiulus persimillis* Athias-Henriot to lima bean (de Boer et al. 2004), the parasitic wasp *Cotesia sesamiae* (Cameron) to maize (Tamiru et al. 2011), and the egg parasitoid *Trichogramma bournieri* Pintureau & Babault to maize (Tamiru et al. 2011). Moreover, TMTT may play a role in plant/plant activation of defense genes in lima bean, making the plant more attractive to predatory mites (Arimura et al. 2000). As well as an indirect defense role, DMNT and TMTT also have been reported as playing a role in direct plant defense, repelling aphids from cotton (Hegde et al. 2011) and the leafhopper *Cicadulina storey* from maize (Oluwafemi et al. 2011). The function of DMNT and TMTT in plants goes beyond defense: they can be exploited by herbivores as attractive signals, as demonstrated for the black vine weevil, *Otiorynchus sulcatus* Fabricius (van Tol et al. 2012), the tea weevil, *Mylokerinus aurolineatus* (Voss) (Sun et al. 2012), and the strawberry blossom weevil, *A. rubi* (Bichão et al. 2005). Despite being frequently emitted by plants upon feeding damage (Tholl et al. 2011), DMNT and TMTT are also emitted constitutively by undamaged plants, such as the molasses grass, *Melinis minutiflora* P. Beauv. (Poales: Poaceae) (Khan et al. 1997), maize, *Zea mays* L. (Poales: Poaceae) (Hoballah et al. 2004), and cotton (Magalhães et al. 2012; Rose et al. 1996).

In cotton, the production of these compounds is increased by herbivore damage by different insect species, such as *A. grandis*, *Euschistus heros* (Fabricius) and *Spodoptera frugiperda* (J.E. Smith) (Magalhães et al. 2012), *Aphis gossypii* Glover (Hegde et al. 2011), *Spodoptera exigua* (Hübner) and *Bemisia tabaci* (Gennadius) (Rodríguez-Saona et al. 2003), *Heliothis virescens* (Fabricius) and *Helicoverpa zea* (Boddie) (Rose and Tumlinson 2004). Interestingly, even in herbivore-damaged cotton at the reproductive stage, the production of acyclic homoterpenes is lower, or at an amount similar to that of undamaged cotton at the vegetative stage (Magalhães et al. 2012), supporting our hypothesis that the boll weevil uses these homoterpenes to differentiate host phenological stage.

Magalhães et al. (2012) had previously shown that vegetative cotton releases higher quantities of total volatiles, but not a qualitatively different blend, to that of reproductive cotton. Ontogenetic-driven changes in plants may affect secondary metabolite dynamics and the interaction of herbivores with their hosts (Barton and Hanley 2013). Depending on the physiological properties at each ontogenetic stage, the levels of secondary metabolites may be limited by growth or by reproduction, decreasing or being reallocated to important reproductive tissues. The decreased release of acyclic homoterpenes in cotton at the reproductive stage may be a direct result of reallocation of resources to squares and bolls (cotton reproductive structures). As different classes of terpenoids in cotton are biosynthetically related (Optiz et al. 2008), it is possible that chemical protection of these reproductive tissues becomes more important than

protection of vegetative tissue. Therefore, the reduction in the emission of DMNT and TMTT at the reproductive stage could result from the synthesis of involatile terpenoids, such as terpenoid aldehydes, used to protect the newly formed squares and bolls for overall fitness. In flowering *Nicotiana attenuata* Torr., there is a reallocation of phenylpropanoid-polyamine conjugates (compounds related to the increase of plant resistance) from vegetative to reproductive tissues (Kaur et al. 2010). In addition, the production of the phytohormones ethylene and jasmonate, associated with direct defense, decreases as plants age and reach the reproductive stage (Diezel et al. 2011).

EAG recordings showed that the antennae of *A. grandis* responded to both DMNT and TMTT, with the responses of male and female boll weevil to the synthetic compounds being similar. An absence of sexual dimorphism in the response to plant-derived volatiles also has been found for the strawberry blossom weevil, *A. rubi* (Bichão et al. 2005), and the apple blossom weevil, *A. pomorum* (Kalinová et al. 2000).

Overwintering boll weevils stay in sheltered areas surrounding cotton fields and feed on pollen, mainly from plants in the Smilacaceae (Ribeiro et al. 2010). Cotton plants, especially at the reproductive stage, are highly attractive to boll weevils, and the migration of weevils from natural refuges to cotton fields starts with squaring cotton (Rummel and Curry 1986). During this stage, pheromone-baited traps are less efficient, and the number of weevils captured is drastically reduced (Rummel and Curry 1986). Presumably, the decrease in homoterpene amounts at the reproductive stage of cotton indicates the availability of a food source and oviposition site to the boll weevil.

Although this study demonstrated the influence of the acyclic homoterpenes DMNT and TMTT on the differentiation of cotton ontogeny by the boll weevil, it is unclear whether these compounds play a role in actual host location by boll weevils. In the Y-tube olfactometer, DMNT or TMTT alone, or in mixture, at both vegetative or reproductive plant concentrations, did not consistently attract adult *A. grandis* when tested against hexane. As has been shown in other systems (e.g., Bruce and Pickett 2011), host attraction can involve a complex mixture of volatiles. Identification of the blend of compounds responsible for attraction of boll weevils to reproductive cotton currently is underway in our laboratory. The ultimate purpose is to formulate a host plant-derived volatile blend that could be used to increase the effectiveness of the current boll weevil monitoring system, greatly reducing the amount of insecticides used in cotton crops (Oliveira et al. 2014).

Acknowledgments We thank Hélio Moreira dos Santos for helping with laboratory rearing of weevils and Dr. Fabio Aquino de Albuquerque for providing cotton seeds. We also thank the Post-Graduate Zoology Program of the University of Brasília (UnB) for use of their facility. This work received financial support from the Coordination of Superior Level Staff Improving's (CAPES) through a grant to DMM (no. 99999.014964/2013-09), National Counsel of

Technological and Scientific Development (CNPq), Federal District Research Foundation (FAP-DF) and the Brazilian Corporation of Agricultural Research (EMBRAPA). Rothamsted Research received grant-aided support from the Biotechnology and Biological Sciences Research Council (BBSRC) of the United Kingdom.

References

- Adesso KM, Mcauslane HJ, Alborn HT (2011) Attraction of pepper weevil to volatiles from damaged pepper plants. *Entomol Exp Appl* 138:1–11
- Arimura GI, Ozawa R, Shimoda T, Nishioka R, Boland W, Takabayashi J (2000) Herbivory-induced volatiles elicit defense genes in lima bean leaves. *Nature* 406:512–515
- Barton KE, Hanely ME (2013) Seedling-herbivore interactions: insights into plant defence and regeneration patterns. *Ann Bot* 112:643–650
- Bichão H, Borg-Karlson AK, Araújo J, Mustaparta H (2005) Five types of olfactory receptor neurons in the strawberry blossom weevil *Anthonomus rubi*: selective responses to inducible host-plant volatiles. *Chem Senses* 30:153–170
- Bruce TJA, Pickett JA (2011) Perception of plant volatile blends by herbivorous insects – Finding the right mix. *Phytochemistry* 72:1605–1611
- De Boer JG, Posthumus MA, Dicke M (2004) Identification of volatiles that are used in discrimination between plants infested with prey or nonprey herbivores by a predatory mite. *J Chem Ecol* 30:2215–2230
- Diezel C, Allmann S, Baldwin I (2011) Mechanisms of optimal defense patterns in *Nicotiana attenuata*: flowering attenuates herbivory-elicited ethylene and jasmonate signalling. *J Integr Plant Biol* 53:971–983
- Hare J (2010) Ontogeny and season constrain the production of herbivore-inducible plant volatiles in the field. *J Chem Ecol* 36:1–12
- Hegde M, Oliveira JN, Costa JG, Bleicher E, Santana AEG, Bruce TJA, Caulfield J, Dewhurst SY, Woodcock CM, Pickett JA, Birkett MA (2011) Identification of semiochemicals released by cotton, *Gossypium hirsutum*, upon infestation by the cotton aphid, *Aphis gossypii*. *J Chem Ecol* 37:741–750
- Hoballah ME, Kollner TG, Degenhardt J, Turlings CJ (2004) Costs of induced volatile production in maize. *Oikos* 105:168–180
- Kalinová B, Stransky K, Harmatha J, Ctvrticka R, Zďarek J (2000) Can chemical cues from blossom buds influence cultivar preference in the apple blossom weevil (*Anthonomus pomorum*)? *Entomol Exp Appl* 95:47–52
- Kaur H, Heinzel N, Schottner M, Baldwin IT, Gális I (2010) R2R3-NaMYB8 Regulates the accumulation of phenylpropanoid-polyamine conjugates, which are essential for local and systemic defense against insect herbivores in *Nicotiana attenuata*. *Plant Physiol* 152:1731–1747
- Khan ZR, Ampong-Nyarko K, Chiliswa P, Hassanali A, Kimani S, Lwande W, Overholt WA, Pickett JA, Smart LE, Woodcock CM (1997) Intercropping increases parasitism of pests. *Nature* 388:632–632
- Leopold EJ (1990) Selective hydroboration of a 1,3,7-triene homogeraniol. *Org Synth* 64:164–171
- Lucero M, Estell R, Tellez M, Fredrickson E (2009) A retention index calculator simplifies identification of plant volatile organic compounds. *Phytochem Anal* 20:378–384
- Magalhães DM, Borges M, Laumann RA, Sujii ER, Mayor P, Caulfield JC, Midega CA, Khan ZR, Pickett JA, Birkett MA, Blassioli-Moraes MC (2012) Semiochemicals from herbivory induced cotton plants enhance the foraging behaviour of the cotton boll weevil, *Anthonomus grandis*. *J Chem Ecol* 38:1528–1538
- NIST (2008) Software NIST/EPA/NIH Mass Spectral Library 2008

- Oliveira CM, Auad AM, Mendes SM, Frizzas MR (2014) Crop losses and economic impact of insect pests on Brazilian agriculture. *Crop Prot* 56:50–54
- Oluwafemi S, Bruce TJA, Pickett JA, Ton J, Birkett MA (2011) Behavioral Responses of leafhopper, *Cicadulina storeyi* China, a major vector of maize streak virus, to volatile cues from intact and leafhopper-damaged maize. *J Chem Ecol* 37:40–48
- Optiz S, Kunert G, Gersehenson J (2008) Increased terpenoid accumulation in cotton (*Gossypium hirsutum*) foliage is a general wound response. *J Chem Ecol* 34:508–522
- Ribeiro PA, Sujii ER, Diniz IR, Medeiros MA, Salgado-Labouriau ML, Branco MC, Pires CSS, Fontes EMG (2010) Alternative food sources and overwintering feeding behaviour of the boll weevil, *Anthonomus grandis* Boehman (Coleoptera: Curculionidae), under the tropical conditions of Central Brazil. *Neotropical Entomol* 39: 28–34
- Rodriguez-Saona C, Crafts-Brandner SJ, Cañas LA (2003) Volatile emissions triggered by multiple herbivore damage: beet armyworm and whitefly feeding on cotton plants. *J Chem Ecol* 29:2539–2550
- Röse URS, Tumlinson JH (2004) Volatiles released from cotton plants in response to *Helicoverpa zea* feeding damage on cotton flower buds. *Planta* 218:824–832
- Röse URS, Manukian A, Heath RR, Tumlinson JH (1996) Volatile semiochemicals released from undamaged cotton leaves. *Plant Physiol* 111:487–495
- Rummel DR, Curry GL (1986) Dinâmica populacional e níveis de dano econômico. In: Barbosa S, Lukefarh MJ, Sobrinho RB (eds) *O bicudo do algodoeiro*, Vol 4. Departamento de Difusão Tecnológica de Documentos, Embrapa, pp 201–220
- Sappington TW, Spurgeon DW (2000) Preferred technique for adult sex determination of the boll weevil (Coleoptera: Curculionidae). *Ann Entomol Soc Am* 93:610–615
- Schmidt FGV, Monnerat RG, Borges M, Carvalho R (2001) Metodologia de criação de insetos para avaliação de agentes entomopatogênicos. Circular Técnica N-11, Embrapa, Brasília, pp 20
- Schwarz J, Gries R, Hillier K, Vickers N, Gries G (2009) Phenology of semiochemical-mediated host foraging by the western boxelder bug, *Boisea rubrolineata*, an aposematic seed predator. *J Chem Ecol* 35: 58–70
- Sun XL, Wang GC, Gao Y, Chen ZM (2012) Screening and field evaluation of synthetic volatile blends attractive to adults of the tea weevil, *Mylocerinus aurolineatus*. *Chemoecology* 22:229–237
- Tamiru A, Bruce TJA, Woodcock CM, Caulfield JC, Midega CAO, Ogo CKPO, Mayon P, Birkett MA, Pickett JA, Khan ZR (2011) Maize landraces recruit egg and larval parasitoids in response to egg deposition by a herbivore. *Ecol Lett* 14:1075–1083
- Tasin M, Betta E, Carlin S, Gasperi F, Mattivi F, Pertot I (2011) Volatiles that encode host-plant quality in grapevine moth. *Phytochemistry* 72:1999–2005
- Tholl D, Sohrabi R, Huh JH, Lee S (2011) The biochemistry of homoterpenes – common constituents of floral and herbivore-induced plant volatiles. *Phytochemistry* 72:1635–1646
- van Tol RW, Bruck DJ, Griepink FC, de Kogel WJ (2012) Field attraction of the vine weevil *Otiorhynchus sulcatus* to kairomones. *J Econ Entomol* 105:169–75