
This is an electronic reprint of the original article.
This reprint may differ from the original in pagination and typographic detail.

Author(s): Seppälä, E. T. & Alava, Mikko J.

Title: Susceptibility and percolation in two-dimensional random field Ising magnets

Year: 2001

Version: Final published version

Please cite the original version:

Seppälä, E. T. & Alava, Mikko J. 2001. Susceptibility and percolation in two-dimensional random field Ising magnets. *Physical Review E*. Volume 63, Issue 6. 066109/1-14. ISSN 1539-3755 (printed). DOI: 10.1103/physreve.63.066109.

Rights: © 2001 American Physical Society (APS). This is the accepted version of the following article: Seppälä, E. T. & Alava, Mikko J. 2001. Susceptibility and percolation in two-dimensional random field Ising magnets. *Physical Review E*. Volume 63, Issue 6. 066109/1-14. ISSN 1539-3755 (printed). DOI: 10.1103/physreve.63.066109, which has been published in final form at <http://journals.aps.org/pre/abstract/10.1103/PhysRevE.63.066109>.

All material supplied via Aaltodoc is protected by copyright and other intellectual property rights, and duplication or sale of all or part of any of the repository collections is not permitted, except that material may be duplicated by you for your research use or educational purposes in electronic or print form. You must obtain permission for any other use. Electronic or print copies may not be offered, whether for sale or otherwise to anyone who is not an authorised user.

Susceptibility and percolation in two-dimensional random field Ising magnets

E. T. Seppälä and M. J. Alava

Laboratory of Physics, Helsinki University of Technology, P.O. Box 1100, FIN-02015 HUT, Finland

(Received 22 December 2000; published 18 May 2001)

The ground-state structure of the two-dimensional random field Ising magnet is studied using exact numerical calculations. First we show that the ferromagnetism, which exists for small system sizes, vanishes with a large excitation at a random field strength-dependent length scale. This *breakup length scale* L_b scales exponentially with the squared random field, $\exp(A/\Delta^2)$. By adding an external field H , we then study the susceptibility in the ground state. If $L > L_b$, domains melt continuously and the magnetization has a smooth behavior, independent of system size, and the susceptibility decays as L^{-2} . We define a random field strength-dependent critical external field value $\pm H_c(\Delta)$ for the up and down spins to form a percolation type of spanning cluster. The percolation transition is in the standard short-range correlated percolation universality class. The mass of the spanning cluster increases with decreasing Δ and the critical external field approaches zero for vanishing random field strength, implying the critical field scaling (for Gaussian disorder) $H_c \sim (\Delta - \Delta_c)^\delta$, where $\Delta_c = 1.65 \pm 0.05$ and $\delta = 2.05 \pm 0.10$. Below Δ_c the systems should percolate even when $H = 0$. This implies that even for $H = 0$ above L_b the domains can be fractal at low random fields, such that the largest domain spans the system at low random field strength values and its mass has the fractal dimension of standard percolation $D_f = 91/48$. The structure of the spanning clusters is studied by defining *red clusters*, in analogy to the “red sites” of ordinary site percolation. The sizes of red clusters define an extra length scale, independent of L .

DOI: 10.1103/PhysRevE.63.066109

PACS number(s): 05.50.+q, 75.60.Ch, 75.50.Lk, 64.60.Ak

I. INTRODUCTION

The question of the importance of quenched random-field (RF) disorder in ferromagnets can be traced back to the primary paper by Imry and Ma [1,2] from the mid-seventies. They argued, using energy minimization for an excitation to the ground state, that the randomness in the fields assigned to spins changes the lower critical dimension from the pure case with $d_l = 1$ to $d_l = 2$. After that a number of field-theoretical calculations suggested that the randomness increases d_l with two to be $d_l = 3$. Finally came rigorous proofs first by Bricmont and Kupiainen [3] in 1987 that there is a ferromagnetic phase in the three-dimensional (3D) random-field Ising model (RFIM) and in 1989 by Aizenman and Wehr [4] that there is no ferromagnetic phase in two-dimensional (2D) RFIM. Thus it was established that the lower critical dimension is two. This means that the ground state is a paramagnet, but the problem of how to describe the structure of the (ground state of) 2D RFIM still persists. Some recent work concerns the scaling of the correlation lengths [5] and there is a suggestion of a ferromagnetic phase, but with a magnetization that is in the thermodynamic limit below unity [6]. The point is that due to the (relevant) disorder there are no easy arguments that would indicate, say, how the paramagnetic ground state should be characterized. This is different from the thermal Ising case, which is quite trivial in 1D.

In two-dimensional Ising magnets, in the presence of quenched random fields, the problem of determining the ground state (GS) becomes more difficult. Finding the true ground state with any standard Monte Carlo method is problematic due to the complex energy landscape. Even with the exact ground state methods, such as the one used in this paper, the thermodynamic limit is difficult to reach, since the finite size effects are strong. In the typical case of square lattices, the only way to avoid having a massive domain,

which would scale with the Euclidean dimension of the system, is to have enough interpenetrating domains of both spin orientations. However, with decreasing strength of the randomness, the ferromagnetic coupling constants between spins start to matter, the domains become “thicker,” and thus one enters an apparent ferromagnetic regime, and the paramagnetic (PM) phase is encountered only at very large length scales. Should there be large clusters with a fractal (non-Euclidian) mass scaling, they nevertheless can contribute to the physics in spite of the fact that the total fraction of spins can be negligible in the thermodynamics limit. Thus such clusters may even be measurable in experiments or be related to the dynamical behavior in nonequilibrium conditions. Therefore, it is of interest to study the structure of the large(est) clusters in the ground state, since it is not simply paramagnetic as in normal Ising magnets above T_c . The true ground state structure also gives some insight into the physics at $T > 0$, since the overlap between the GS and the corresponding finite- T state is close to unity for T small, in contrast to the thermal chaos in spin glasses [7].

In this paper we want to shed some light on the character of the ground states of 2D RFIM. We have done extensive exact ground state calculations in order to characterize how the ferromagnetic (FM) order vanishes with increasing system size. We have also studied the effect of the application of an external field, that is, the susceptibility of the 2D RFIM. Allowing for a nonzero external field makes it possible to investigate a percolation type of critical phenomenon for the largest clusters. We propose a phase diagram in the disorder strength and external field plane for the percolation behavior. The presence of clusters of the size of the system, i.e., percolation type of order, adds another correlation length to the systems and thus makes the decay of ferromagnetic order more complicated than at first sight.

The Hamiltonian of the random field Ising model is

$$\mathcal{H} = -J \sum_{\langle ij \rangle} S_i S_j - \sum_i (h_i + H) S_i, \quad (1)$$

where $J > 0$ (in this paper we use $J = 1$ for numerical calculations) is the coupling constant between nearest-neighbor spins S_i and S_j . We use here square lattice. H is a constant external field, which if nonzero is assigned to all of the spins, and h_i is the random field, acting on each spin S_i . We consider mainly a Gaussian distribution for the random-field values

$$P(h_i) = \frac{1}{\sqrt{2\pi\Delta}} \exp\left[-\frac{1}{2} \left(\frac{h_i}{\Delta}\right)^2\right], \quad (2)$$

with the disorder strength given by Δ , the standard deviation of the distribution, though in some cases the bimodal distribution,

$$P(h_i) = \frac{1}{2} \delta(h_i - \Delta) + \frac{1}{2} \delta(h_i + \Delta) \quad (3)$$

is used, too. The results presented below should not be too dependent on the actual $P(h)$, in any case.

To find the ground-state structure of the RFIM means that the Hamiltonian (1) is minimized, in which case the positive ferromagnetic coupling constants prefer to have all the spins aligned to the same direction. On the other hand, the random-field contribution is to have the spins be parallel to the local field, and thus has a paramagnetic effect. This competition between ferromagnetic and paramagnetic effects leads to a complicated energy landscape and finding the GS becomes a global optimization problem. An interesting aspect of the RFIM is that it has an experimental realization as a diluted antiferromagnet in a field (DAFF). By gauge-transforming the Hamiltonian of DAFF,

$$\mathcal{H} = -J \sum_{\langle ij \rangle} S_i S_j \epsilon_i \epsilon_j - B \sum_i \epsilon_i S_i, \quad (4)$$

where the coupling constants $J < 0$, ϵ_i is the occupation probability of a spin S_i , and B is now a constant external field, one gets the Hamiltonian of RFIM (1) with $H = 0$ [8–10]. The ferromagnetic order in the RFIM corresponds to antiferromagnetic order in the DAFF, naturally.

As background, it is of interest to review a few basic results. Imry and Ma used a domain argument to show that the lower critical dimension $d_l = 2$ [1]. In order to have a domain there is an energy cost of $\mathcal{O}(L^{d-1})$ from the domain wall. On the other hand, the system gains energy by flipping the domain from the fluctuations of random fields, which, interpreted as a typical fluctuation, means that the gain is $\mathcal{O}(L^{d/2})$. Thus, whenever $d/2 \geq d-1$, i.e., $d \leq 2$, it is energetically favorable for the system to break up into domains. However, in this paper we will point out, as has been shown in one-dimensional (1D) [11], that the $\mathcal{O}(L^{d/2})$ scaling can be used only in relation to the sum of the random fields in the “first excitation,” but not to the droplet field energy when the GS consists of domains of different length scales.

Grinstein and Ma [12] derived from the continuum interface Hamiltonian that the roughness of the domain wall (DW) in RFIM scales as $w \sim \Delta^{2/3} L^{(5-d)/3}$, which is consistent with $d_l = 2$. Later, Fisher [13] used the functional renormalization group (FRG) to obtain the roughness exponent $\zeta = (5-d)/3$ and argued that due to the existence of many metastable states the perturbative RG calculations and dimensional reduction fail. Another, microscopic calculation by Binder [14] optimized the domain-wall energy in two dimensions. The net result is a total energy gain from random fields, $\Delta U = -(\Delta^2/J)L \ln L$ due to domain wall decorations, which implies that the domain wall energy $U = 2JL + \Delta U$ vanishes on a minimal length scale

$$L_b \sim \exp[A(J/\Delta)^2], \quad (5)$$

where A is a constant of order unity. For $L > L_b$ the expectation is that the system spontaneously breaks up into domains. Similarly, the energy of a domain with a constant external field H becomes

$$U/J = 8L + 2(H/J)L^2 - (8/A)(\Delta/J)^2 L \ln L. \quad (6)$$

Setting $U/J = 0$ and assuming that the critical length scale $L_{b,H}$ scales as L_b , without the field, i.e., $L_{b,H} \sim L_b$, the critical external field becomes

$$H_c/J = (4/A)(\Delta/J)^2 \exp[-A(J/\Delta)^2 - 1]. \quad (7)$$

Note that in this case the first two terms in Eq. (6) assume that the domain is compact.

These results imply, together with the notion that the ground state is paramagnetic, that the magnetization should not as such display any “universal” features. The results of this paper show that the magnetization is *not* dependent on the system size and has a smooth behavior of $m \sim f[H/\exp(-6.5/\Delta)]$ and the susceptibility vanishes with the system size as $\chi \sim L^{-2} \exp(7.3/\Delta) g[H/\exp(-6.5/\Delta)]$, where $g(y \approx 0) \approx \text{const}$, and $g(y \rightarrow \pm \infty) \sim \exp(-0.2|y|)$. These imply that there is a length scale, related to the rate at which clusters “melt” when H is changed from zero.

The presence of such a length scale is qualitatively similar to the one discovered in the context of the percolation transition. It turns out that when the external field is varied, the universality class is that of the ordinary short-range correlated percolation universality class. The external field threshold for spanning H_c with respect to decreasing random-field strength approaches zero external field limit from the site-percolation limit of infinite random field strength value, suggesting a behavior for Gaussian disorder of $H_c \sim (\Delta - \Delta_c)^\delta$, where $\Delta_c = 1.65 \pm 0.05$ and $\delta = 2.05 \pm 0.10$. Below this value the lattice effects of site percolation are washed out, and there is yet another length scale that characterizes the percolation clusters, the size of the “red clusters” defined below in analogy to the usual red or cutting sites in percolation. Now a whole cluster is reversed due to the forced reversal of a “seed” cluster, when the sample is optimized again. The

length scale is, however, finite, indicating that the global optimization of the ground state creates only finite spin-spin correlations as is the case in 1D as well.

This paper is organized so that it starts by introducing in Sec. II the exact ground state calculation technique. In Sec. III the breaking up of ferromagnetic order is discussed, based on a nucleation-of-droplets picture which follows from a level crossing between a FM ground state and one with a large droplet. The relevant L_b scaling (5) is derived from extreme statistics. Above the breakup length scale the domains have a complex structure that is briefly discussed. The effect of an external field, in the case where the system size is above L_b , is studied in Sec. IV for Gaussian disorder. The percolation aspects of the 2D RFIM are studied in detail in Sec. V. The phase diagram for the percolation behavior as functions of the external field and the random-field strength is sketched and the properties of the transition are discussed. The zero-external-field percolation probability is studied in Sec. VI. In this section the structure of spanning clusters is also studied using the so called *red clusters*, whose scaling and properties are discussed. Conclusions are presented in Sec. VII.

II. NUMERICAL METHOD

For the numerical calculations the Hamiltonian (1) is transformed into a random flow graph with two extra sites: the source and the sink. The positive field values h_i correspond to flow capacities c_{it} connected to the sink (t) from a spin S_i ; similarly, the negative fields with c_{is} are connected to the source (s), and the coupling constants $2J_{ij} \equiv c_{ij}$ between the spins correspond to flow capacities $c_{ij} \equiv c_{ji}$ from a site S_i to its neighboring one S_j [15]. In the case where the external field is applied, only the local sum of fields, $H + h_i$, is added to a spin in the positive direction of the sum. The graph-theoretical combinatorial optimization algorithms, namely, maximum-flow–minimum-cut algorithms, enable us to find the bottleneck, which restricts the amount of flow that it is possible to get from the source to the sink by pushing the flow through flow capacities, of such a random graph. This bottleneck, path P , which divides the system into two parts—sites connected to the sink and sites connected to the source—is the global minimum cut of the graph, and the sum of the capacities belonging to the cut $\sum_P c_{ij}$ equals the maximum flow and is smaller than of any other path cutting the system. The value of the maximum flow gives the total minimum energy of the system. The maximum flow algorithms are proven to give the exact minimum cut of all the random graphs, in which the capacities are positive and with a single source and sink [16]. In physical situations, this means that the systems are without local frustration. The algorithm was actually used for the first time in this context by Ogielski [17], who showed that the 3D RFIM has a ferromagnetic phase. The best known maximum flow method is by Ford and Fulkerson and is called the augmenting path method [18]. We have used a more sophisticated method called push-and-relabel by Goldberg and Tarjan [19], which we have optimized for our purposes. It scales almost linearly, $O(n^{1.2})$, with the number of spins and gives the ground state

in about one minute for a million spins in a workstation.

When we have added an external field in the systems, our system sizes are restricted to $L^2 = 175^2$ for H small but non-zero due to the range of integer variables (for numerical reasons we use a discrete representation of real fields). When the high precision for field values is not needed, the computations extend up to system sizes $L^2 = 1000^2$. We have used periodic boundary conditions in all of the cases. Also, the percolation is tested in the periodic or cylindrical way, i.e., a cluster has to meet itself when crossing a boundary in order to span a system.

When the red clusters are studied, Sec. VI C, we have applied a technique that allows us to take advantage of the so called *residual graph* [20]. After the original ground state is searched, a perturbation is applied. This means that, e.g., a spin is forced to reverse, with a large opposite field value. Then the ground state is searched again. This time all the flow need not be constructed from scratch, but instead one can utilize the final situation of the first ground state search (the residual graph). Only the extra amount of flow, needed since the capacity of the large opposite field value is added, has to be forced through the system to the sink. One also has to subtract the flow from the original field value (retrace it back to the source). It is thus convenient to reverse only the fields that originally were negative. For the positive field values, one would have to study a mirror image of the system ($h_i \rightarrow -h_i$). Thus we have analyzed the red clusters only from the spanning clusters of down spins, which does not disturb the statistics, since the spin directions are symmetrical. The use of the residual graph considerably reduces the time needed to calculate the next ground state, although approximately half of the spanning clusters have to be neglected. Notice that since the ground-state energy is a linear function of the capacity of the saturated bonds (or the field of the spins aligned along the local field), one can compute the “break-point” field h_b , at which a change takes place from the original ground state to the new one. We have not paid attention to this, however, since our main interest is in the geometry of the red clusters. One interesting additional question would be, what is the smallest h_b and its disorder-averaged distribution.

III. DESTRUCTION OF FERROMAGNETIC ORDER

In this section we will derive the scaling for the breakup length scale L_b , Eq. (5) from extreme statistics (as done in the paper by Emig and Nattermann [21]) and confirm it with exact ground state calculations. We also discuss the ensuing domain structure qualitatively.

If one picks a (compact) subregion of area a of a ferromagnetic 2D RF system, the energy is drawn from a Gaussian distribution

$$P(E) = \frac{1}{\sqrt{2\pi}\sigma} \exp\left\{-\frac{(E - \langle E \rangle)^2}{2\sigma^2}\right\}, \quad (8)$$

where the variance $\sigma^2 = a\Delta^2$ is due to the fluctuations of random fields, and $\langle E \rangle \sim a$. For a system of size L^2 we have

$N_a \sim L^2$ ways of making such a subregion. The probability that a subregion has the lowest energy E is given by

$$L_{N_a}(E) = N_a \mathcal{P}(E) \{1 - C_1(E)\}^{N_a - 1}, \quad (9)$$

where $C_1(E) = \int_{-\infty}^E P(\epsilon) d\epsilon$ [22]. The distribution $L_{N_a}(E)$ is in fact a Gumbel distribution [23]. The average value of the lowest energies is given by

$$\langle E_0 \rangle = \int_{-\infty}^{\infty} E L_{N_a}(E) dE, \quad (10)$$

which cannot be solved analytically. The typical value of the lowest energy follows from an *extreme scaling* estimate. The factor inside the curly brackets in Eq. (9) is close to unity if C_1 becomes small enough (for similar applications, see [24–27]). Thus

$$\sigma N_a \mathcal{P}(\langle E_0 \rangle) \approx 1, \quad (11)$$

which yields,

$$\langle E_0 \rangle \approx \langle E \rangle - \sigma \{\ln(N_a)\}^{1/2}, \quad (12)$$

i.e., the energy gain from the fluctuations is

$$\langle E_g \rangle \approx \sigma \{\ln(N_a)\}^{1/2}. \quad (13)$$

A FM system would tend to take advantage of such large favorable energy fluctuations by reversing a domain, which requires breaking bonds. This is assumed to have a cost of

$$E_b \sim J a^{(d-1)/d}. \quad (14)$$

Equating Eqs. (13) and (14) yields the estimate of the parameter values at which the first Imry-Ma domain occurs,

$$\sqrt{2a} \Delta \{\ln(N_a)\}^{1/2} \sim J a^{(d-1)/d}. \quad (15)$$

It can be easily understood that the most preferable domain is the one that maximizes the area and minimizes the bonds to be broken, which gives $a \sim L^2/2$. Figure 1 illustrates this, as we increase (with a fixed random-field configuration and system size) the strength of the randomness or decrease the ferromagnetic couplings until the first domain appears. It turns out that the droplet is of the order of the system size. This kind of nucleation with a critical size is reminiscent of a first order transition, and is related to a level crossing, when either the random field strength or the system size is varied, similarly to random elastic manifolds, when an extra periodic potential [25] or a constant external field [26] is applied. By substituting $a \sim L^2$ and $N_a \sim L^2$ in Eq. (15), we get for the length scale

$$L \sim \exp[A(J/\Delta)^2], \quad (16)$$

which is, in fact, L_b as in Eq. (5). This result, Eq. (16), is surprising in the sense that the extreme statistics calculation for the formation of a domain leads to the exactly same scaling as the optimization of domain wall energy on successive scales in Binder's argument.




FIG. 1. An example of the ground state after the first excitation, $L^2 = 200^2$, Gaussian disorder, $\Delta = 0.76$. Up spins are shown in white, and down spins in black. Note that the system has periodic boundaries.

Due to the extensive size of the first domainlike excitation, the destruction of the ferromagnetism resembles a first order transition. The magnetization for a certain disorder strength and system size would be averaged over systems, in which the excitation has and has not been formed yet, with $|m| \approx 0$ and $|m| \approx 1$, respectively. Hence we define a simpler measure for the break up of FM order: the probability of finding a purely ferromagnetic system, $P_{FM}(L, \Delta)$, i.e., for a fixed random field strength and system size we calculate the probability over several realizations that magnetization $|m| = 1$ [28]. If the transition to the PM state were continuous, this would not make much sense, since small fluctuations would already cause $P_{FM}(L, \Delta) \approx 0$. However, due to the first order behavior, and to the fact that the smallest energy needed to flip a domain causes the excitation to be large, P_{FM} is a good measure and has a smooth behavior. We have checked that $|m|$ versus P_{FM} does not depend on L .

We have derived the breakup length scale L_b by varying the random field strength Δ from the probability of finding a pure ferromagnetic system such as $P_{FM}(L_b, \Delta) = 0.5$. The data are shown in Fig. 2 for Gaussian and bimodal disorder (in both cases $J = 1$), and the exponential scaling for L_b versus inverse random field strength squared is clearly seen. The prefactors are $A = 2.1 \pm 0.2$ and 1.9 ± 0.2 for Gaussian and bimodal disorder, respectively. To check that the probability $P_{FM}(L, \Delta) < 1$ is not due to so called stiff spins, i.e., single spins for which $h_i \geq 4J$, we next derive an extreme statistics formula for their existence. The probability of finding $h_i \geq 4J$ $P(h_i \geq 4J) = \text{erfc}(4/\Delta)$. The extreme statistics argument, $NP(h_i \geq 4J) \approx 1$, with $N = L^d$, gives

$$L_1 \approx [\text{erfc}(4/\Delta)]^{-1/2}. \quad (17)$$

For Gaussian $\Delta \approx 0.8862$ for which $L_b = 100$ in Fig. 2, $L_1 \approx 400$ from Eq. (17). L_1 also grows much faster than L_b for decreasing Δ , which is both easy to see from Eq. (17) and easy to check numerically. For $\Delta \approx 0.6670$ for which L_b

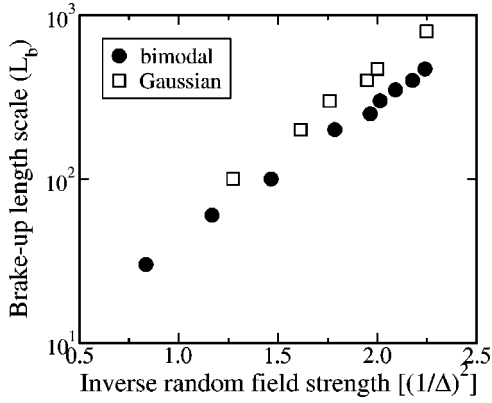


FIG. 2. Breakup length scale L_b vs inverse random field strength $(1/\Delta)^2$ for bimodal and Gaussian disorder (filled circles and empty squares, respectively), calculated from $P_{\text{FM}}(L_b) = 0.5$.

$=800$, L_1 becomes as huge as 22 300. To confirm further that the origin of the breakup is a large domain, one can extend the argument to small domains. The length scale L_2 at which one is able to find a cluster of two neighboring spins flipped, i.e., $N/2 L_2^2 P(h_1 + h_2 \geq 6J) \approx 1$, where $h_1 < 4J$, $6J - h_1 \leq h_2 \leq h_1$, becomes even greater than L_1 . These small clusters are present in large system sizes, but do not play a role in the probability of first excitation, since the energy minimization prefers extensive domains. It is interesting to note that the critical droplet size is reminiscent of critical nucleation in ordinary first-order phase transitions. It is also worth pointing out that the reasoning for stiff spins does not work for the bimodal distribution (since it is bounded), and indeed we observe, as expected, a similar L_b scaling for both the Gaussian and bimodal disorders.

When a system size is well above the breakup length scale, the Imry-Ma argument is no longer applicable to the structure. In Fig. 3 we depict two systems with a large Gaussian random field strength value $\Delta = 3.0$ and with a

smaller one $\Delta = 1.2$ for a system size $L^2 = 100^2$. One can see, that a system breaks into smaller and smaller domains inside each other from the case shown in Fig. 1. The feature of having clusters in different scales is familiar from the percolation problem [29]. In fact, in both of the examples in Fig. 3 there is a domain that spans the system in the vertical direction, drawn in gray. For the stronger random field value one can also see smaller domains of different sizes. However, the width of the spanning cluster is greater than that in a standard site or bond occupation percolation problem. Later, in Sec. VI B, we discuss the scaling properties of the largest clusters in the ground state, above L_b .

IV. MAGNETIZATION AND SUSCEPTIBILITY WITH AN EXTERNAL FIELD

In Fig. 4 we show what happens in a system, with a system size well above L_b when an external field H is applied. Now the clusters melt smoothly when the external field strength is increased and a first order type of phenomenon such as that seen as when a first Imry-Ma droplet appears in the zero-field case is not seen here. The magnetization has a continuous behavior, see Fig. 5(a), where we have the magnetization with respect to the external field for several Gaussian disorder strength values. All the magnetization values for different system sizes lie exactly on top of each other, when $L > L_b$, and as long as the statistics are good.

For smaller system sizes $L < L_b$ one could study ‘‘avalanchelike’’ behavior (see [30]), i.e., the size distribution of flipped domains when the magnetic field is increased. However, these are due to the first-order breakup, defined by Eq. (7) and one should bear in mind that such behavior does not exist in the thermodynamic limit, $L \rightarrow \infty$, when the system sizes are above the breakup length scale. For $L > L_b$ our results indicate that the size distribution of the flipped regions as H is swept is not that interesting.

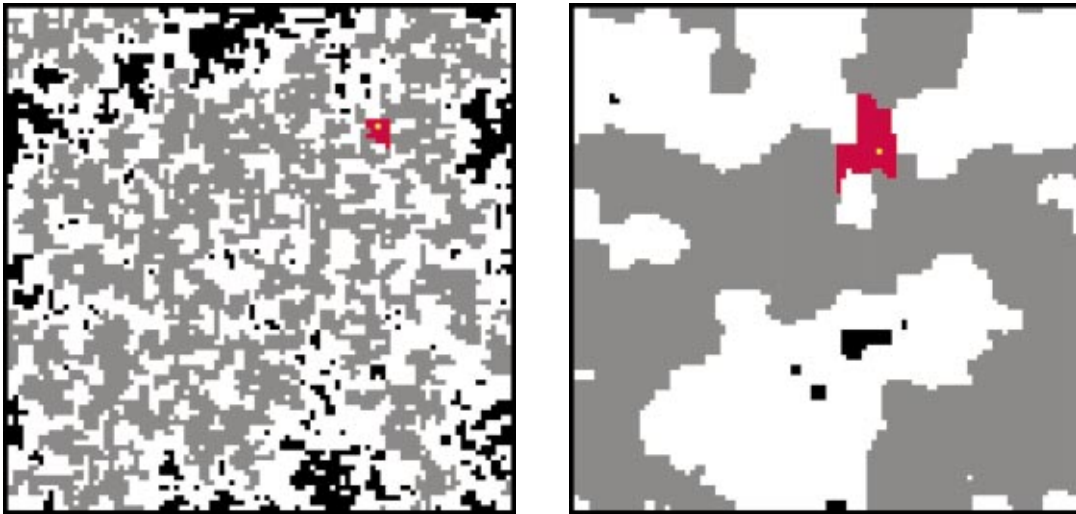


FIG. 3. (Color) Two examples of the ground state. Up spins in isolated domains are shown in white and down spins in black unless they belong to the spanning cluster (gray). The yellow spin is a seed of a red cluster that breaks up the spanning cluster. Periodic boundary conditions are used, and the spanning is checked in the vertical direction. System size $L^2 = 100^2$ and random fields’ standard deviations $\Delta = 3.0$ (lhs) and $\Delta = 1.2$ (rhs).




FIG. 4. An example of the ground state when an external field is applied. System size $L = 175 > L_b$. Gaussian disorder $\Delta = 1.9$. Up spins are shown in white and down spins in black. External field $H = 0.0$ (a), 0.1 (b), 0.25 (c), and 0.5 (d).

In order to find the scaling between the external field and the random field strength, we have taken from Fig. 5(a) the crossing points of magnetization curves with fixed magnetization values at external fields H_m for different random field strength values Δ . The external field H_m scales exponentially with respect to the random field strength,

$$H_m \sim \exp(-6.5/\Delta), \quad (18)$$

see Fig. 5(b). This is also evidence of *nonexistence* of a critical point in Δ , in which case there should be a power-law behavior if the transition was continuous, thus no PM to FM transition is seen. The data collapse using the scaling (18) is shown in Fig. 5(c) confirming the prediction of the scaling. The magnetization has linear behavior with respect to the external field for small field values H and exponential tails. The exponential behavior of Eq. (18) implies that there is a unique melting rate at which the cluster boundaries are eroded as H increases and that the process is otherwise simi-

lar for all Δ . We have no analytical argument for the melting rate [or the slope of the $m(H)$ curve], and note that it is not, seemingly at least, related to L_b .

We have also studied the susceptibility, $\chi \sim \langle m^2 - \langle m \rangle^2 \rangle$, with respect to the external field. In Fig. 6(a) the susceptibility is shown for a fixed random field strength $\Delta = 2.2$ and varying system size. The data has been collapsed with the area of the systems, χ/L^{-2} . In Fig. 6(b) we have data-collapsed the susceptibility versus random field strength by scaling the external field with Eq. (18) as for magnetization and the susceptibility with $\chi \sim \exp(7.3/\Delta)$. Again the exponential behavior is a sign of nonexistence of any critical point, due to the lack of power-law divergence at any Δ_c . Although the shape of the data collapse of the susceptibility looks almost Gaussian, it is actually not. It has a constant value for small external field values H and exponential tails for large values, as seen in Fig. 6(c). This results straightforwardly from the magnetization, since $\chi = \partial m / \partial H$. The behavior of the susceptibility can be summarized as

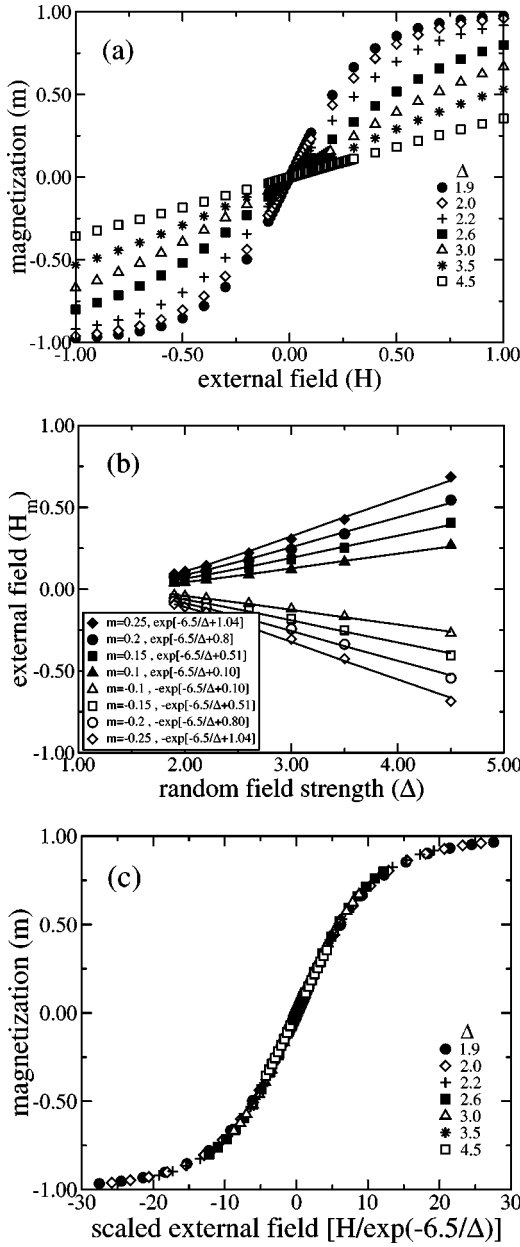


FIG. 5. (a) Magnetization m vs external field H for system size $L^2 = 175^2$ (all tested system sizes $L > L_b$ lie exactly on top of each other), and random-field strength values $\Delta = 1.9, 2.0, 2.2, 2.6, 3.0, 3.5,$ and 4.5 . Each point is a disorder average over 5000 realizations and the error bars are smaller than the symbols. (b) External field values H_m when the magnetization curves in (a) cross the fixed magnetization values $m = 0.25, 0.2, 0.1, -0.1, -0.2, -0.25$, vs random field strength. The exp lines are guides to the eye, and their prefactors are estimated using least-squares fit. (c) Data collapse of (a) by scaling H with $\exp(-6.5/\Delta)$ estimated in (b).

$$\chi \sim L^{-2} \exp(7.3/\Delta) g(H/H_m), \quad (19)$$

where H_m is taken from Eq. (18) and

$$g(y) \sim \begin{cases} \text{const}, & y \approx 0, \\ \exp(-0.2|y|), & y \rightarrow \pm\infty. \end{cases} \quad (20)$$

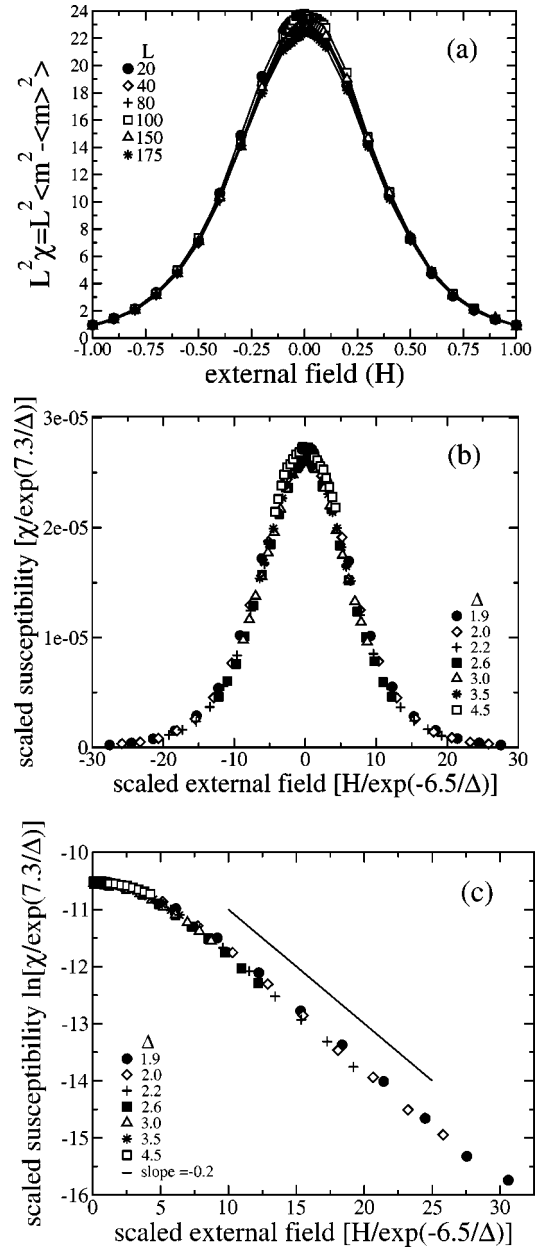


FIG. 6. (a) Susceptibility, calculated as a fluctuation of the magnetization, multiplied by system size $L^2 \chi = L^2 \langle m^2 - \langle m \rangle^2 \rangle$ vs the external field H for $\Delta = 2.2$. (b) Scaled susceptibility $\chi/\exp(7.3/\Delta)$ vs scaled external field $H/\exp(-6.5/\Delta)$ for system size $L^2 = 175^2$ and random field strength values $\Delta = 1.9, 2.0, 2.2, 2.6, 3.0, 3.5,$ and 4.5 . Each point is a disorder average over 5000 realizations and the error bars are smaller than the symbols. (c) Same as (b) but only the positive external field values and in lin-log scale. The $\exp(-0.2x)$ line is to guide the eye.

Therefore, the fluctuations of the magnetization are associated with yet another scale, which is almost, but not quite, an inverse of that related to the magnetization. From the susceptibility one gets the magnetization correlation length ξ_m , which has an exponential dependence on the random-field strength. It should be noted, finally, that we have studied here only the case with Gaussian disorder. With any other

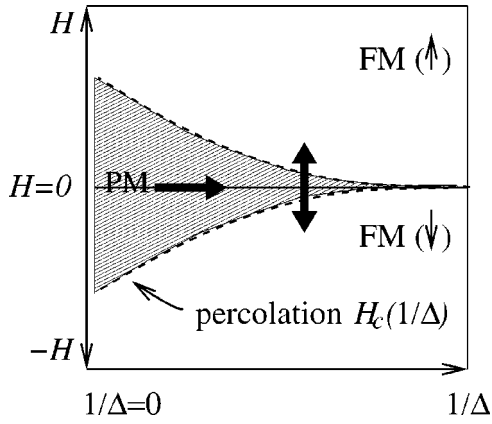


FIG. 7. Phase diagram for the 2D RFIM with disorder strength Δ and an applied external field H . The $1/\Delta=0$ axis corresponds to the standard site percolation, with percolation occupation fraction $p_c=0.593$. Dashed lines define percolation thresholds $H_c(1/\Delta)$ for up and down spins, below and above which the systems are simple ferromagnetic. Thick arrows denote two directions in which the percolation transition may be studied: the vertical one fixed Δ and varying H , and the horizontal one $H=0$ and varying Δ .

distribution we would expect that the prefactors in Eqs. (18)–(20) would change.

V. PERCOLATION WITH AN EXTERNAL FIELD

Motivated by Fig. 3, where the domains resemble the percolation problem, we next study the percolation behavior in the 2D random field Ising magnets with Gaussian disorder. The usual bimodal distribution can be studied as well, but since it is susceptible to some anomalous features we concentrate on the Gaussian case, which does not have these problems. The bimodal case suffers from the fact that the ground states are highly degenerate at fractional field strength values. Thus there are some ambiguities defining percolation clusters [31,32].

When the random field strength is well above the coupling constant value, $\Delta \gg J$, the percolation can be easily understood by considering it as an ordinary site-occupation problem. This means that only the random field directions are important and the coupling constants may be neglected. The site-percolation occupation threshold probability for square lattices is $p_c \approx 0.593$ [29], i.e., well above one half. Applied to the strong random field strength case, it means that there must be a finite external field in order to have a domain that spans the system. However, when the random field strength is decreased, the coupling constants start to contribute and in some cases a domain spans the system even without an external field, as in Fig. 3. Hence, we propose a phase diagram, Fig. 7. There we can take the limit $1/\Delta=0$ so that the ordinary site-percolation problem is encountered. This is true for distributions for which one can control the fraction of “stiff” spins (i.e., $h_i > 4J$) systematically. In the case of Gaussian disorder there will be, of course, even for Δ very large, a small fraction of “soft” spins where this criterion is not fulfilled. Thus the exact point that the percolation line approaches in the $1/\Delta \rightarrow 0$ limit will depend on the dis-

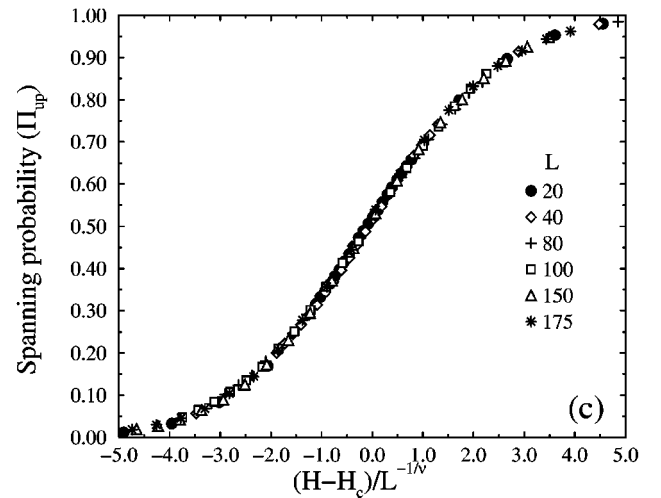
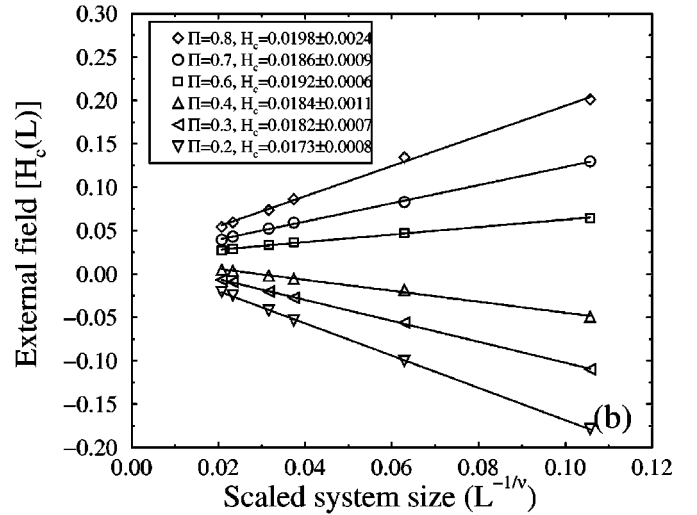
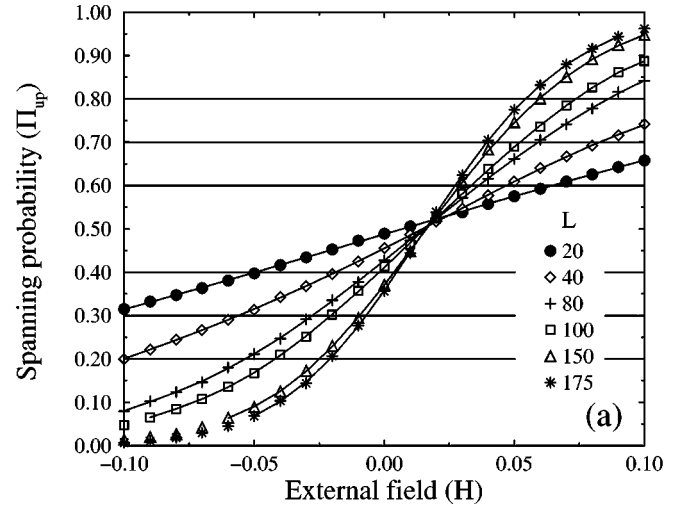


FIG. 8. (a) Spanning probabilities of up spins Π_{up} as a function of H for $\Delta=2.6$ with $L^2 \in [20^2 - 175^2]$. Data points are disorder averages over 5000 realizations, the error bars being smaller than the symbols. Lines are sixth-order polynomial fits. (b) Crossing points $H_c(L)$ of polynomials with horizontal lines leads to the estimate of the critical H_c by finite-size scaling using $L^{-1/\nu}$, $\nu=4/3$. (c) Data collapse with corresponding critical $H_c=0.00186 \pm 0.0008$.

tribution, but we expect that the “ p_c ” is different from one half, that is, $H_c \neq 0$. Notice that again the binary distribution presents a problem.

When $1/\Delta \rightarrow \infty$ the percolation threshold lines start to converge and the $H=0$ line. Now two questions arise. The first one is, what kind of a transition is the percolation here? Is it like the ordinary short-range correlated percolation, suggested by the site-percolation analogy for the strong random field strength case, or are there extra correlations due to the global optimization relevant here? Examples about similar cases can be found in Ref. [33]. The second question is, do the lines meet at finite Δ_c , i.e., does there exist a spanning cluster also when $H=0$ and $\Delta > 0$? Our aim is to answer these two questions in this section, where we study the percolation problem in the vertical direction in the phase diagram, Fig. 7, and in the next section, where the horizontal direction, the $H=0$ line, is considered.

In Fig. 8(a) we have drawn the spanning probabilities of up spins Π_{up} with respect to the external field H for several system sizes L , which are greater than L_b , for a fixed random field strength $\Delta = 2.6$. The curves look rather similar to the standard percolation. When we take the crossing points $H_c(L)$ of the spanning probability curves with fixed spanning probability values for each systems size L , we get an estimate for the critical external field H_c using finite size scaling; see Fig. 8(b). There we have successfully attempted to find the value for H_c using the standard short-range correlated 2D percolation correlation length exponent $\nu = 4/3$. Using the estimated $H_c = 0.00186$ for $\Delta = 2.6$, we show a data collapse of Π_{up} versus $(H - H_c)/L^{-1/\nu}$ in Fig. 8(c), which confirms the estimates of H_c and $\nu = 4/3$ [29]. We get similar data collapses for various other random field strength values Δ as well. In order to further test the universality class of the percolation transition studied here, we have also calculated the order parameter of the percolation, the probability of belonging to the up-spin spanning cluster P_∞ . Using the scaling analysis for the correlation length

$$\xi_{\text{perc}} \sim |H - H_c|^{-\nu}, \quad (21)$$

and for the order parameter, when $L < \xi_{\text{perc}}$,

$$P_\infty(H) \sim (H - H_c)^\beta, \quad (22)$$

we get the limiting behaviors,

$$P_\infty(H, L) \sim \begin{cases} (H - H_c)^\beta & L < \xi_{\text{perc}} \\ L^{-\beta/\nu} & L > \xi_{\text{perc}}, \end{cases} \quad (23)$$

and thus the scaling behavior for the order parameter becomes

$$P_\infty(H, L) \sim L^{-\beta/\nu} F\left[\frac{(H - H_c)^{-\nu}}{L}\right] \sim L^{-\beta/\nu} f\left(\frac{H - H_c}{L^{-1/\nu}}\right). \quad (24)$$

We have done successful data collapses, i.e., plotted the scaling function f , for various Δ using the standard 2D short-range correlated percolation exponents $\beta = 5/36$ and $\nu = 4/3$,

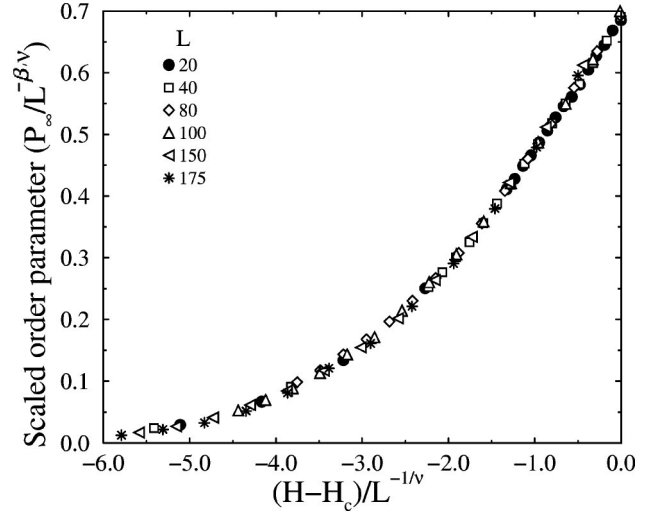


FIG. 9. Scaled order parameter, probability of belonging to the up-spin spanning cluster, $P_\infty/L^{-\beta/\nu}$, $\beta = 5/36$, $\nu = 4/3$ vs the scaled external field $(H - H_c)/L^{-1/\nu}$, for $\Delta = 3.0$ with $L^2 \in [20^2 - 175^2]$. Data points are disorder averages over 5000 realizations, the error bars being smaller than the symbols. The corresponding critical $H_c(\Delta = 3.0) = 0.040 \pm 0.001$.

of which the case $\Delta = 3.0$ with $H_c = 0.040$ is shown in Fig. 9. Note that the values $(H - H_c)/L^{-1/\nu} > 0$ are not shown, since cutoffs appear, due to the fact that P_∞ is bounded in between $[0, 1]$ and the nonscaled $P_\infty = 1$ values after scaling saturate at different levels depending on the system size.

Hence, we conclude that the percolation transition for a fixed Δ versus the external field H is in the standard 2D short-range correlated percolation universality class [29]. This is confirmed by the fractal dimension of the spanning cluster, too, as discussed below. Other exponents could also be measured, such as γ for the average size $\langle s \rangle$ of the clusters, and σ and τ for the cluster size distribution. Note, however, that the control parameter should then be the external field H instead of the disorder strength Δ . See Ref. [34] for an example of the cluster size distribution for a noncritical case ($H=0$, but $|H_c| \gg 0$). The other exponents should be measurable, too, such as the fractal dimension of the backbone of the spanning cluster, the fractal dimension of the chemical distance, the hull exponent, etc. In addition to the correct control parameter, the break-up length scale has to be considered, too. Notice that there is a slight contradiction in the notion that the hull exponent can be measured. Namely, both the work of Ref. [34] and studies of domain walls enforced with appropriate boundary conditions give no evidence thereof. It seems likely that to recover the right exponent (4/3) one has to resort to studying the spanning cluster geometry itself at the critical point with $L > L_b$. It is interesting to note that the standard 2D percolation hull exponent can be recovered in nonequilibrium simulations of 2D RFIM domain walls [35].

We have now shown that there exists a line of critical external field values $H_c(\Delta)$ for percolation. The corresponding correlation length ξ_{perc} diverges as Eq. (21) with a correlation length exponent $\nu = 4/3$. On the other hand, it was shown in the preceding section, that there is no critical ex-

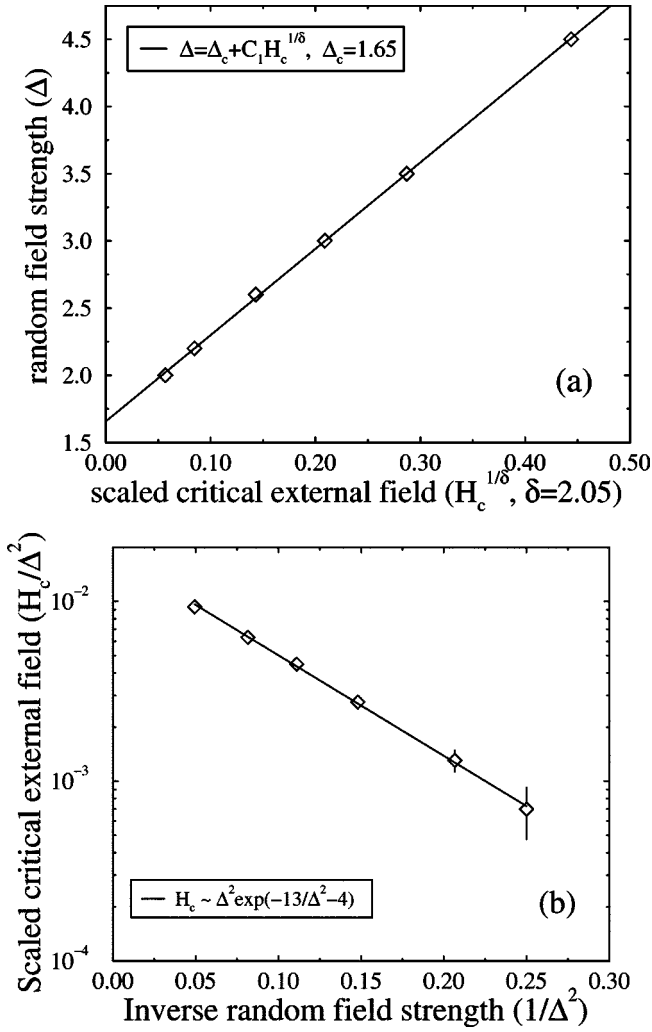


FIG. 10. (a) For each Δ the critical $[H_c(\Delta)]^{1/\delta}$ of up-spin spanning, where $\delta=2.05 \pm 0.10$. Data follows $H_c \sim (\Delta - \Delta_c)^\delta$, where $\Delta_c = 1.65 \pm 0.05$. Details are as in Fig. 8. $H_c(\Delta)$ spans almost two decades from $H_c = 0.0028 \pm 0.0008$ for $\Delta = 2.0$ to $H_c = 0.1891 \pm 0.002$ for $\Delta = 4.5$. (b) The other scenario is shown, with $H_c \sim \Delta^2 \exp(-13/\Delta^2 - 4)$ (see text).

ternal field value for the magnetic behavior, i.e., no PM to FM transition, and the magnetic correlation length ξ_m has an exponential dependence on Δ . The percolation correlation length ξ_{perc} may cause some confusion when studying the PM structure of the GS, since it introduces another length scale.

To answer the question of how the percolation critical external field $H_c(\Delta)$ behaves with respect to the random field, we have attempted a critical type of scaling using the calculated H_c for various $\Delta = 2.0, 2.2, 2.6, 3.0,$ and 4.5 . For smaller Δ , L_b becomes large and H_c approaches the vicinity of zero, being thus numerically difficult to define. We have been able to use the Ansatz behavior of

$$H_c \sim (\Delta - \Delta_c)^\delta, \quad (25)$$

where $\delta = 2.05 \pm 0.10$. In Fig. 10(a) we have plotted the calculated Δ values versus the scaled critical external field

$[H_c(\Delta)]^{1/2.05}$ and it gives the estimate for $\Delta_c = 1.65 \pm 0.05$. This indicates that the percolation probability lines for up and down spins meet at $\Delta_c = 1.65$ and for Δ below the critical Δ_c the systems always display a spanning of one of the spin directions, even for $H = 0$. Actually one should note that the only way that neither of the spin directions span is to have a so called checkerboard situation, which prevents both of the spin directions from having neighbors with the same spin orientation. However, another scenario with an exponential behavior for $H_c(\Delta)$ also fits reasonably well. This would suggest that there is no finite Δ_c . Figure 10(b) shows a behavior of $H_c \sim \Delta^2 \exp(-13/\Delta^2 - 4)$. This can be compared with Eq. (7), where the breakup external field was derived. Notice that the derivation was for compact domains and the spanning clusters here are, by default, fractals. Besides that, the factor 13 in front of $1/\Delta^2$ is much larger than $A = 2.1$ in the scaling form for L_b . The difference implies that the L_c , at which length scale the spanning probability vanishes, scales as $L_c \sim L_b^6$. The L_b is already an exponentially large length scale for small Δ , so L_c should be large enough that one can remain below it in experiments, and thus a system can ‘‘apparently percolate’’ [36,10].

VI. PERCOLATION AT $H = 0$

To understand how the percolation transition is seen when there is no external field and the random field strength is changed, we study the phase diagram in Sec. VI A in the direction of the horizontal arrow in Fig. 7. The structure of the spanning clusters is studied in Secs. VI B and in VI C with the help of the so called *red clusters*.

A. Spanning probability

In Fig. 11(a) we have plotted the probability for spanning of either up or down spins Π as a function of the Gaussian random field strength Δ . The probabilities are calculated up to $\Delta = 30$, but only the interesting part of the plot is shown. There is a drop from $\Pi = 1$ to a value of about $\Pi = 0.85$ at Δ , which corresponds $L = L_b$ for each system size. We have also calculated the Π_{up} in this case and it is approximately one half of Π . For the larger random field strength values the probabilities Π decrease and the lines get steeper when the system size increases. In order to see if the spanning probabilities are converging towards a step function at some threshold value, we have calculated the probabilities up to the system size $L^2 = 1000^2$ and each point with 5000 realizations.

For each system size L we have searched the crossing points $\Delta_c(L)$ of the spanning probability curves in Fig. 11(a) with fixed probability values $\Pi = 0.1, 0.15, 0.2, 0.25, 0.3, 0.4,$ and 0.5 . Using finite size scaling for $\Delta_c(L)$ of the form $\Delta_c(L) = \Delta_c(1 + C_1 L^{-1/\nu})(1 + C_2 L^{-1/\nu_2})$ we have estimated Δ_c for each Π value; see Fig. 11(b). There we have plotted the $\Delta_c(L)$ versus the scaled system size $C_1 L^{-1/\nu}$. One sees that the different threshold values for spanning probabilities Π approach different critical random field strength values Δ_c . The threshold Π 's have been plotted with respect to Δ_c in Fig. 11(c). In the ordinary percolation, this should be a

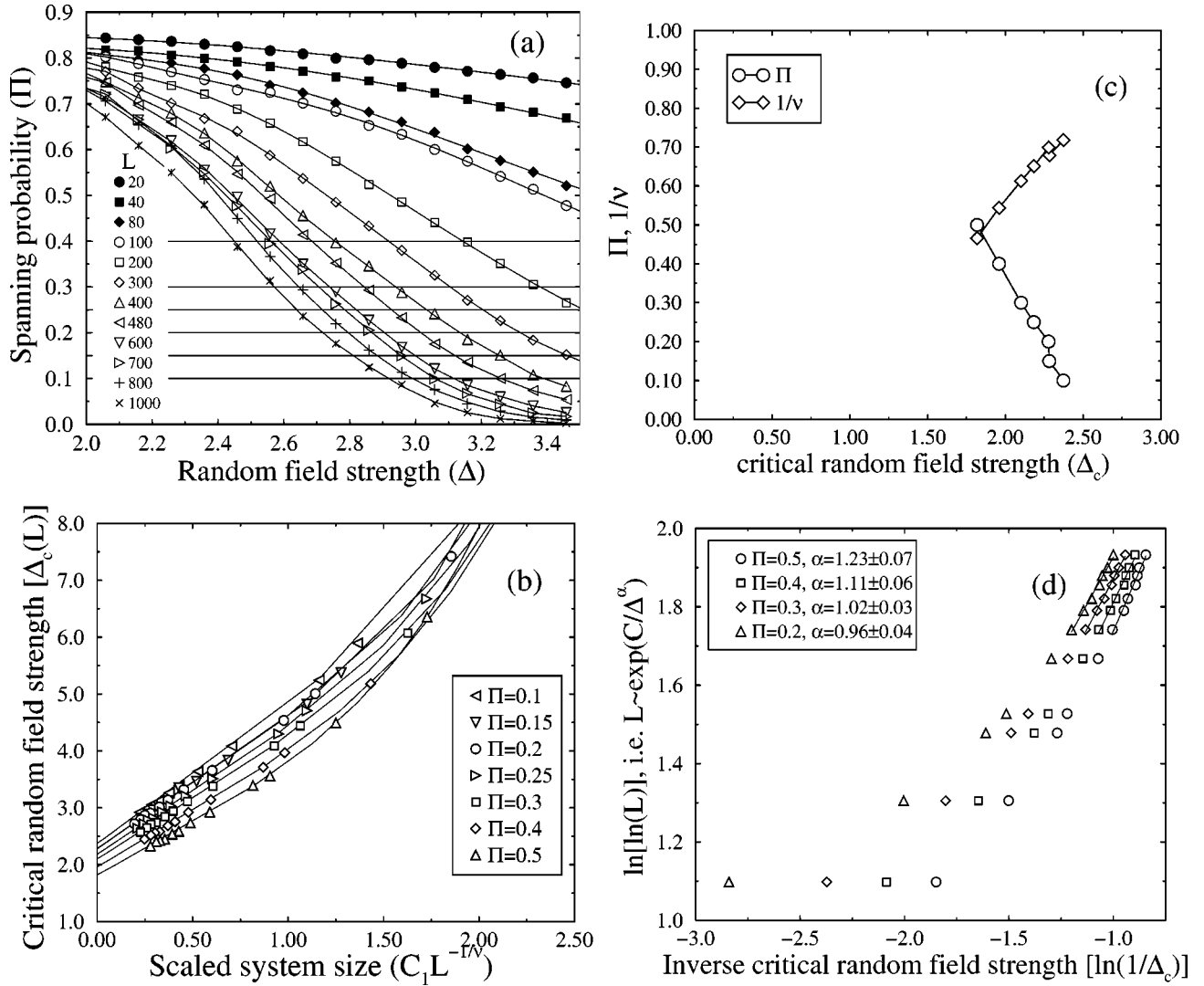


FIG. 11. (a) Spanning probabilities of up or down spins Π as a function of Δ for $H=0$ with $L^2 \in [20^2 - 1000^2]$. Data points are disorder averages over 5000 realizations, the error bars being smaller than the symbols. Lines are tenth-order polynomial fits. (b) Crossing points $\Delta_c(L)$ of the polynomials with horizontal lines of $\Pi=0.1, 0.15, 0.2, 0.25, 0.3, 0.4,$ and 0.5 vs scaled system size. Estimates of the critical Δ_c are sought by finite-size scaling using $\Delta_c(L) = \Delta_c(1 + C_1 L^{-1/\nu})(1 + C_2 L^{-1/\nu_2})$ and the data are plotted as $\Delta_c(L)$ vs $C_1 L^{-1/\nu}$. (c) Critical random field values Δ_c with respect to the Π values from which they are estimated. Corresponding correlation length exponents $1/\nu$, which are used in (b), are shown, too. (d) Another scenario: Critical random field values Δ_c with respect to system size. Lines are least-squares fits of form $L \sim \exp(C/\Delta^\alpha)$, where C is a free parameter, for different Π values from (a).

step function, and the correlation length exponent ν independent of the criterion Π . However, here also $1/\nu$ is dependent on the criterion Π and varies with respect to $\Delta_c(\Pi)$. We believe that this surprising phenomenon is due to the fact that we are approaching the part in the phase diagram Fig. 7 where the percolation lines of up and down spins are converging. In terms of the two control parameters Δ and H , one can think about the ‘‘percolation manifold’’: it has a line of unstable fixed points $H_c(\Delta)$. Usually H is a good control parameter close to H_c . Having Δ as a control parameter seems to have the problem that one moves almost parallel to the actual line $H_c(\Delta)$.

When considering the percolation probability of up or down spins, it actually consists of probabilities of up-spin spanning Π_{up} and down-spin spanning Π_{down} as $\Pi = \Pi_{\text{up}}$

$+ \Pi_{\text{down}} - \Pi_{\text{up}} \Pi_{\text{down}}$. Assuming that Π_{up} (and Π_{down} , respectively) has a value about one half at the critical line of percolation at the thermodynamic limit, we get $\Pi = 0.75$. In standard percolation such a value is not actually universal (and we have not confirmed it), but depends on the boundary conditions, etc. [37]. However, whatever the values for Π_{up} and Π_{down} are at the thermodynamic limit, as long as they are below unity, Π is below unity, too. This may be the reason there is an immediate drop in Fig. 11(a) from $\Pi=1$ at $\Delta(L_b)$ for each system size, to a value of about $\Pi \approx 0.85$. If we approximate with a linear behavior the Π versus $\Delta_c(\Pi)$ in Fig. 11(c), the critical value estimated in the preceding section $\Delta_c = 1.65 \pm 0.05$, when the percolation threshold $H_c = 0$ for up-spin spanning has a value about $\Pi \approx 0.7$. Another interesting point in Fig. 11(c) is that the $1/\nu$ is about $3/4$ when

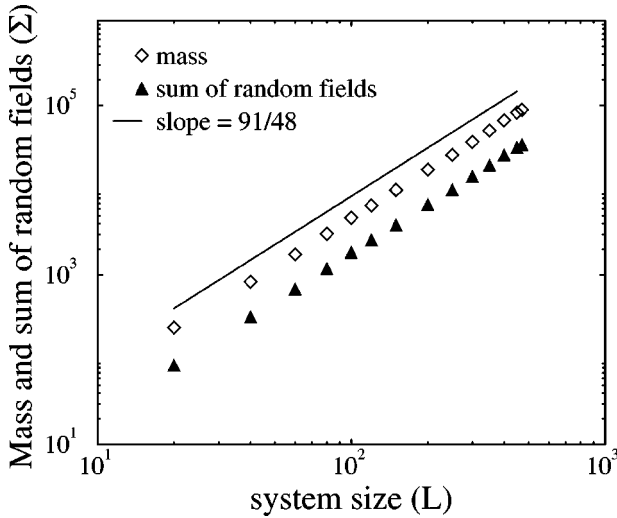


FIG. 12. Average mass of spanning clusters for bimodal field randomness $\Delta=25/13$ up to system size $L=470$. The plot shows also the sum of the random fields of the sites belonging to the same clusters. The 2D percolation fractal dimension $D=91/48$ is indicated with a line.

Π versus $\Delta_c(\Pi)$ approaches zero. Thus the standard correlation length exponent would be reached far enough away from the area where the percolation threshold lines for up and down spins touch each other.

In order to test the breakup length scale type of scaling for the percolation behavior (5), we have taken from Fig. 11(a) the estimated $\Delta_c(L)$ for various Π values and plotted the system sizes in double-logarithm scale versus the logarithm of the inverse of the critical $\Delta_c(L)$; see Fig. 11(d). The exponent, which is $\alpha=2$ in L_b scaling, $L_b \sim \exp(A/\Delta^\alpha)$, is now dependent on Π again. At least this does not solve the problem here, and the breakup length scale type of scaling can be ruled out.

B. The percolation cluster

In order to see if the thickness of the spanning cluster affects the scaling of the standard percolation, we have measured the fractal dimension of the spanning cluster when $H=0$. By now unsurprisingly, the standard two-dimensional short-range correlated percolation fractal dimension $D_f=91/48$ fits very well in the data, as can be seen in Fig. 12. The least-squares fit gives a value of $D_f=1.90 \pm 0.01$. We have also measured the sum of the random fields in the spanning cluster and found that the sum scales with the exponent $D_f=91/48$, too. This is in contrast to the Imry-Ma domain argument, where the sum should scale as $L^{d/2}$. The prefactor for the scaling of the sum of the random fields slowly approaches zero with decreasing random field strength, opposite to the mass of the spanning cluster, which increases with decreasing Δ .

Hence, the Imry-Ma argument defines only the *first* excitation, and is irrelevant when it comes to domains when the system has broken up into many clusters on different length scales. Then the structure is due to a more complicated optimization. The domains are no longer compact and as noted

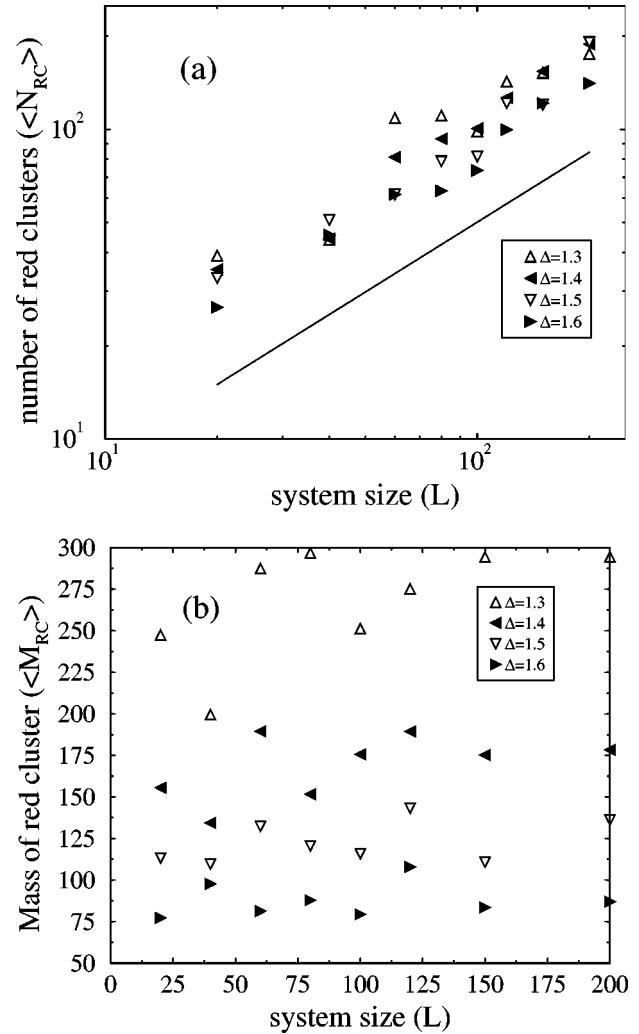


FIG. 13. (a) Average number of red clusters, $\langle N_{RC} \rangle$, as a function of system size, $L^2=20^2-200^2$, for $\Delta=1.3, 1.4, 1.5$, and 1.6 with $H=0$. Here the number of realizations is $N=200$. The smaller the Δ , the larger the amplitude of $\langle N_{RC} \rangle$, since the sizes of red clusters become larger. Line $L^{3/4}$ is a guide to the eye. (b) Masses of red clusters $\langle M_{RC} \rangle$ with respect to system size L . $\langle M_{RC} \rangle$ does not depend on the system size, as seen in the figure.

above for large enough domains the domain-wall length should be characterized by the percolation hull exponent.

C. Red clusters

So far all the evidence points to the percolation transition being exactly of the normal universality class. To further investigate the nature of the clusters in the presence of the correlations from the GS optimization, we next look at the so called *red clusters*. The structure of a standard percolation cluster can be characterized with the help of the “colored sites” picture in which one assesses the role of an element in the connectivity of the spanning cluster. This picture has also been called the *links-nodes-blobs* model with dead ends [29]. The red sites, or links and nodes, are such that removing any single one breaks up the spanning cluster.

To compare with the original ground state, we investigate what happens if one inverts, by fixing the local field h_i to a

large value opposite to the spin orientation, any spin belonging to the spanning cluster. Then the new GS is found with this change to the original problem. The effect is illustrated in Fig. 3, the crucial difference in site percolation is that now a whole subcluster can be reversed. The spin shown in yellow is the inverted seed spin in the spanning cluster, and the spins shown in red form the rest of the red cluster, which is flipped from the original ground state when the energy is minimized the second time. We investigate whether or not the original cluster retains its spanning property for each spin or trial cluster in analogy with ordinary percolation. Those spins that lead to a destructive (cluster) flip then define *red clusters* (RC) as all the spins that reversed simultaneously.

The finite size scaling of the number of red clusters, $\langle N_{\text{RC}} \rangle$, is shown in Fig. 13(a) for different field values. $\langle N_{\text{RC}} \rangle$ is, in practice, calculated as the number of seed spins that cause the breaking up of the spanning cluster, since two different seed spins may both belong to the same red clusters without the red clusters being identical. The technique for finding the red clusters was introduced in Sec. II and although it is efficient, the systems can be studied only up to the system size $\mathcal{O}(200^2)$, since each of the spins in the spanning clusters has to be checked separately, because one cannot know beforehand whether it is critical or not—this is what we want to find out. For smaller field values, the spanning cluster is “thicker” and the red clusters get larger. One can see from the Fig. 13(a) that $\langle N_{\text{RC}} \rangle$ scales with $L^{1/\nu}$, where $\nu=4/3$ as in ordinary percolation, for field values $\Delta \leq \Delta_c$, when $L > L_b$. The smaller the field, the larger the amplitude as well as the average mass of red clusters $\langle M_{\text{RC}} \rangle$. $\langle M_{\text{RC}} \rangle$ is independent of the system size L and depends only on the field Δ ; see Fig. 13(b).

The other elements of the spanning cluster, dead ends and blobs, could be generalized, too. Here blobs, which are multiply connected to the rest of the spanning cluster, are such that in order to break a spanning cluster, several seed spins must flip simultaneously instead of a single one. Links, nodes, and blobs form together the backbone of the spanning cluster, and the rest of the mass of the cluster is in the dead ends. The red cluster size scale defines the average smallest size of any element of the spanning cluster.

VII. CONCLUSIONS

In this paper we have studied the character of the ground state of the two-dimensional randomfield Ising magnet. We have shown that the break-up of the ferromagnetism, when the system size increases, can be understood with extreme statistics. This length scale has been confirmed with exact ground-state calculations. The change of magnetization at the droplet excitation is naturally of “first-order” kind.

Above the breakup length scale we have studied the magnetization and susceptibility with respect to a constant external field. The behavior of the magnetization and the susceptibility are continuous and smooth and do not show any indications of a transition or a critical point, in agreement with the expectations of a continuously varying magnetization around $H=0$ and a paramagnetic ground state. We thus conclude that the correct way of looking at the susceptibility

is to study it with respect to the external field and above the breakup length scale instead of as a function of the random field strength, in which case the first-order character of the breakup length scale may cause problems.

However, we are able to find another critical phenomenon in the systems, in their geometry. For square lattices, sites do not have a spanning property in ordinary percolation, when the occupation probability is one half. This corresponds to the random field case with a high random field strength value without an external field. When an external field is applied and the random field strength decreased, a percolation transition can be seen. The transition is shown to be in the standard 2D short-range correlated percolation universality class when studied as a function of the external field. Hence, the correlations in the two-dimensional random field Ising magnets are only of finite size. We also want to point out that in these kinds of systems, the random field strength is a poor control parameter and the systems should be studied with respect to the external field, and after that mapped to the random field strength. By doing so, we have been able to find a critical random field strength value below which the systems are always spanning even without an external field. When the percolation transition is studied without an external field and by tuning the random field strength, a lot of difficulties are encountered. This might have puzzling consequences when studying the character of the ground states, not only because of the poor control parameter, but also because the percolation correlation length may be mistaken for the magnetization correlation length. Also note that the “true behavior” is seen only for system sizes large enough ($L > L_b$).

The percolation character of the ground-state structure can be measured by the standard percolation fractal dimensional scaling for the mass of the spanning domain. The existence of such a large cluster is not contrary to the paramagnetic structure of the ground state, since the fractal dimension is below the Euclidean dimension. In order to be consistent with the Aizenman-Wehr argument in the zero-external-field limit, the spins in the opposite direction from the external field may form the spanning cluster at low random field strength values. In fact we have found cases of finite systems for $H=0$, where the magnetization of the system is opposite to the orientation of spins in the spanning cluster. Notice that this does not imply that the critical lines $H_c(\Delta)$ actually cross each other at Δ_c continuing on the opposite side of the $H=0$ axis (see Fig. 7). By considering the red clusters, it seems that in the TD limit the spanning cluster should be broken up at $H=\epsilon$, $\epsilon \rightarrow 0$ since the field needed to flip such a critical droplet should go to zero with L . Also, since the sum of the fields in the spanning cluster is shown to scale with the same fractal dimension as the mass, we conclude that the Imry-Ma argument does not work any more after the system has broken up in several domains. It works only for the first domain [42].

We have also generalized the red sites of the standard percolation to red clusters in the percolation studied here. A red cluster results from the energy minimization achieved by flipping a whole cluster, although only a single spin has been forced to be flipped, and breaks up the spanning character of

a percolating cluster. Actually, the finite size of the red clusters also indicate the presence of only short-range correlations in the systems. Such a lack of long-range correlations may explain why we can see an “accidental” percolation phenomenon in a zero-temperature magnet whose physics is governed by the disorder configuration. The normal percolation universality class is closely connected to conformal invariance, which is most often destroyed by long-range correlations or randomness [38].

In conclusion, we would like to raise some open questions related to the percolation behavior of the ground states of the two-dimensional random field Ising magnets. As noted, an interesting problem is the exact relation of the RFIM percolation to conformal invariance. The percolation characteristics of the ground state might be experimentally measurable since the overlap of the ground state and finite temperature magnetization should be close to unity for low enough temperatures. The structure and relaxation of diluted antiferromagnets [39,40] in low external fields are suitable candidates: there, one would presume it to be of relevance that there are large-scale structures present in the equilibrium

state. In particular in coarsening, it is unclear how the eventual hull exponent of $4/3$ would affect the dynamics. It would be interesting to see what kind of phenomena can be seen in the structure on triangular lattices since here $p_c=0.5$ even in the ordinary site percolation. One open question or possible application is the 3D RFIM. The percolation transition of the minority spins is expected to take place along a line in the (H, Δ) phase diagram as well, since $p_c \approx 0.312$ for site percolation in the case of the cubic systems most often studied numerically. Thus, in low fields only one of the spin orientations percolates, whereas at high fields both do; see a review of 3D RFIM experiments in [41]. The role of this transition is also unclear when it comes to the ferromagnet to paramagnet phase boundary and the nature of the phase transition.

ACKNOWLEDGMENTS

This work was supported by the Academy of Finland Center of Excellence Program. We acknowledge Dr. Cristian Moukarzel for discussions.

-
- [1] Y. Imry and S.-k. Ma, Phys. Rev. Lett. **35**, 1399 (1975).
 [2] For a review, see *Spin Glasses and Random Fields*, edited by A. P. Young (World Scientific, Singapore, 1997).
 [3] J. Bricmont and A. Kupiainen, Phys. Rev. Lett. **59**, 1829 (1987).
 [4] M. Aizenman and J. Wehr, Phys. Rev. Lett. **62**, 2503 (1989).
 [5] S. L. A. de Queiroz and R. B. Stinchcombe, Phys. Rev. E **60**, 5191 (1999).
 [6] C. Frontera and E. Vives, Phys. Rev. E **59**, R1295 (1999).
 [7] M. Alava and H. Rieger, Phys. Rev. E **58**, 4284 (1998).
 [8] S. Fishman and A. Aharony, J. Phys. C **12**, L729 (1979).
 [9] J. L. Cardy, Phys. Rev. B **29**, R505 (1984).
 [10] See D. P. Belanger, Ref. [2].
 [11] G. Schröder, T. Knetter, M. J. Alava, and H. Rieger, e-print cond-mat/0009108.
 [12] G. Grinstein and S.-k. Ma, Phys. Rev. Lett. **49**, 685 (1982).
 [13] D. Fisher, Phys. Rev. Lett. **56**, 1964 (1986).
 [14] K. Binder, Z. Phys. B: Condens. Matter **50**, 343 (1983).
 [15] M. Alava, P. Duxbury, C. Moukarzel, and H. Rieger, *Phase Transitions and Critical Phenomena*, edited by C. Domb and J. L. Lebowitz (Academic Press, San Diego, 2001), Vol. 18.
 [16] J. C. Picard and H. D. Ratliff, Networks **5**, 357 (1975).
 [17] A. T. Ogielski, Phys. Rev. Lett. **57**, 1251 (1986).
 [18] L. R. Ford and D. R. Fulkerson, *Flows in Networks* (Princeton University Press, Princeton, NJ, 1962); see also any standard book on graph theory and flow problems.
 [19] A. V. Goldberg and R. E. Tarjan, J. Assoc. Comput. Mach. **35**, 921 (1988).
 [20] R. Ahuja, T. Magnanti, and J. Orlin, *Network Flows* (Prentice Hall, Englewood Cliffs, NJ, 1993).
 [21] T. Emig and T. Nattermann, Eur. Phys. J. B **8**, 525 (1999).
 [22] J. Galambos, *The Asymptotic Theory of Extreme Order Statistics* (John Wiley & Sons, New York, 1978).
 [23] E. J. Gumbel, *Statistics of Extremes* (Columbia University Press, New York, 1958).
 [24] E. T. Seppälä, M. J. Alava, and P. M. Duxbury, this issue, Phys. Rev. E **63**, 066110 (2001).
 [25] E. T. Seppälä, M. J. Alava, and P. M. Duxbury, Phys. Rev. E **63**, 036126 (2001).
 [26] E. T. Seppälä and M. J. Alava (unpublished).
 [27] P. M. Duxbury, P. L. Leath, and P. D. Beale, Phys. Rev. B **36**, 367 (1987); P. M. Duxbury, P. D. Beale, and P. L. Leath, Phys. Rev. Lett. **57**, 1052 (1986).
 [28] E. T. Seppälä, V. Petäjä, and M. J. Alava, Phys. Rev. E **58**, R5217 (1998).
 [29] D. Stauffer and A. Aharony, *Introduction to Percolation Theory* (Taylor & Francis, London, 1994).
 [30] C. Frontera and E. Vives, Phys. Rev. E **62**, 7470 (2000).
 [31] A. Hartmann and K. D. Usadel, Physica A **214**, 141 (1995).
 [32] S. Bastea and P. M. Duxbury, Phys. Rev. E **58**, 4261 (1998); **60**, 4941 (1999).
 [33] A. Weinrib, Phys. Rev. B **29**, 387 (1984); S. R. Anderson and F. Family, Phys. Rev. A **38**, 4198 (1988).
 [34] J. Esser, U. Nowak, and K. D. Usadel, Phys. Rev. B **55**, 5866 (1997).
 [35] H. Ji and M. O. Robbins, Phys. Rev. A **44**, 2538 (1991); B. Drossel and K. Dahmen, Eur. Phys. J. B **3**, 485 (1998).
 [36] R. Blossey, T. Kinoshita, X. Müller, and J. Dupont-Roc, J. Low. Temp. Phys. **110**, 665 (1998).
 [37] R. M. Ziff, Phys. Rev. Lett. **69**, 2670 (1992); A. Aharony and J.-P. Hovi, *ibid.* **72**, 1941 (1994).
 [38] J. Cardy, *Scaling and Renormalization in Statistical Physics* (Cambridge University Press, Cambridge, England, 1996).
 [39] W. Kleemann, Ch. Jakobs, Ch. Binek, and D. P. Belanger, J. Magn. Magn. Mater. **177-81**, 209 (1997).
 [40] T. Nattermann and I. Vilfan, Phys. Rev. Lett. **61**, 223 (1988).
 [41] D. P. Belanger, e-print cond-mat/0009029.
 [42] For earlier indications, see J. L. Cambier and M. Nauenberg, Phys. Rev. B **34**, 7998 (1986); Esser *et al.*, Ref. [34].