

intestazione repository dell'ateneo

The influence of textured surfaces on the tribological behaviour of hip replacements employing a mass conserving complementarity algorithm

This is the peer reviewed version of the following article:

*Original*

The influence of textured surfaces on the tribological behaviour of hip replacements employing a mass conserving complementarity algorithm / Dini, Daniele; Giacomini, Matteo; Giuseppe, Mulas Antonio; Bertocchi, Enrico. - (2015), pp. 4-6. ((Intervento presentato al convegno Society of Tribologists and Lubrication Engineers Annual Meeting and Exhibition 2015 tenutosi a Dallas, United States nel 17-21 May 2015.

*Availability:*

This version is available at: 11380/1129874 since: 2017-07-12T10:01:21Z

*Publisher:*

Society of Tribologists and Lubrication Engineers

*Published*

DOI:

*Terms of use:*

openAccess

Testo definito dall'ateneo relativo alle clausole di concessione d'uso

*Publisher copyright*

(Article begins on next page)

## THE INFLUENCE OF TEXTURED SURFACES ON THE TRIBOLOGICAL BEHAVIOUR OF HIP REPLACEMENTS EMPLOYING A MASS CONSERVING COMPLEMENTARITY ALGORITHM

### TRACK OR CATEGORY

Biotribology

### AUTHORS AND INSTITUTIONS

Dini, Daniele<sup>1</sup>; Giacomini, Matteo<sup>2</sup>; Mulas, Giuseppe, Antonio<sup>2</sup>; Bertocchi, Enrico<sup>2</sup>

1.Mechanical Engineering, Imperial College London, London, United Kingdom.

2.Engineering Department Enzo Ferrari, University of Modena and Reggio Emilia, Modena, Italy.

### INTRODUCTION

The tribological behaviour of Metal-on-Metal (MoM) hip prostheses is a key factor for their success. In particular, wear is recognized to have a crucial role in the failure of a prosthesis and can have severe consequences on the patient's health, e.g. pseudo-tumors in MoM implants, [1,2]. The lubrication of the coupling between the prosthetic head and the acetabular cup can affect both the contact behaviour and the wear of the prosthesis [3]. Different contributions exist in the pertinent literature addressing the elastohydrodynamic analysis of the head-acetabulum coupling, but rarely these analysis are performed taking into account the possible fluid cavitation in the contact area between the mating surfaces [4]. In order to improve the tribological performance of hip implants, the use of textured surfaces has been proposed in recent studies [5]. The present contribution focuses on the possible improvement that textured surfaces could give to the hip joint replacement tribological behaviour. Textured surfaces are widely used in mechanics in order to increase the carrying capacity of various kind of joints working in elastohydrodynamic condition [6-8]. Textured surfaces typically show a path of cavitated zones due to the presence of dimples in the contact surfaces. The effect of these cavitated zones can result in a global decreasing of friction and wear [9]. This preliminary contribution aims at studying, by means of preliminary simplified one-dimensional models, the influence of the geometrical parameters of the textures on the tribological behavior of a hip joint coupling. The analysis have been carried out employing a linear complementarity mass-conserving algorithm originally proposed in [10], capable of properly capturing the phenomenon of cavitation.

### GOVERNING EQUATIONS

The HL complementarity formulation of the Reynolds equation in the presence of cavitation for compressible lubricants has been first proposed in [10] and it has been further improved in [11,12] to handle the elastic deflection of the contacting bodies and the mixed-lubrication regime. Being the pressure,  $p$ , and the void fraction,  $r$ , the complementary variables, the EHL complementarity problem can be written as:

$$\frac{\partial}{\partial x} \left( \frac{h^3}{6\mu} \frac{\partial p}{\partial x} \right) - 2 \frac{\partial}{\partial t} (h) + 2 \frac{\partial}{\partial t} (rh) - U \frac{\partial}{\partial x} (h) + U \frac{\partial}{\partial x} (rh) = 0$$

$$h = h_g + h_e = h_g + lp \tag{1}$$

$$p \geq 0$$

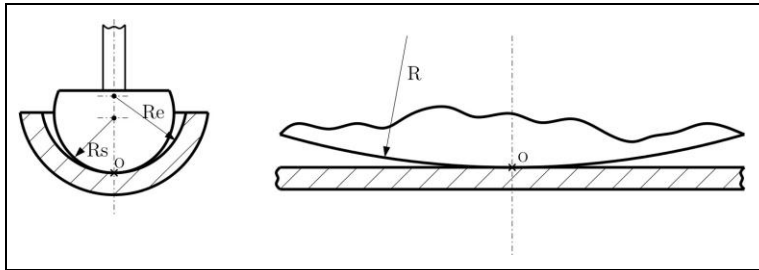
$$r \geq 0$$

$$p \cdot r = 0$$

where the total film thickness  $h$  is given by the sum of the geometric thickness  $h_g$  and the elastic deflection,  $h_e$ , and  $I$  is the linear integral operator that gives the elastic deflection of the solid surfaces as a function of the pressure  $p$ . Please refer to [10-12] for further details.

## EXAMPLES

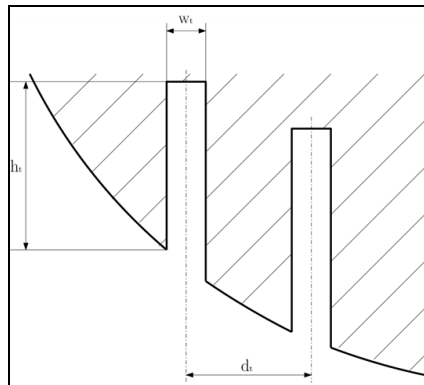
The aim of this analysis is to evaluate the influence of a textured profile on the tribological behaviour of the ball-in-socket like problem of a hip joint. The same equivalent ball-on-plain model proposed in [13] has been considered, see Figure 1. In particular, preliminary simplified one dimensional analysis have been performed. The one dimensional domain length has been chosen equal to  $\pi R_s/2$ . The domain length is about 22mm and it has been discretized with 880 elements of 0.025mm length. It is important to underline that these one dimensional and static simulations aim at analysing the influence of the texture geometrical parameters. Therefore, all the results, compared in terms of friction force, have to be considered as trend indicators with no quantitative aims.



Rs (head radius)	14	[mm]
c (radial clearance)	0.03	[mm]
$E_{\text{head}}$	210	[GPa]
$E_{\text{cup}}$	210	[GPa]
$V_{\text{head}}$	0.3	
$V_{\text{cup}}$	0.3	

Figure 1: Geometrical and physical parameters of the problem.

A constant load of 1500N and a sliding speed of 2rad/s have been considered. The lubricant has been modelled as isoviscous and incompressible with a viscosity value of 0.0009Pas, consistently with [13]. The texture geometrical parameters investigated are the pocket width,  $w_t$ , the pocket height,  $h_t$ , and the distance between two pockets,  $d_t$ , see Figure 2. These parameters have been varied following data in Figure 2, on a total of 90 configurations.



$d_t$	4	2	1	-	-	-	[mm]
$w_t$	0.5	0.4	0.3	0.2	0.1	-	[mm]
$h_t$	0.1	0.05	0.01	0.005	0.001	0.0005	[mm]

Figure 2: Geometrical parameters of the texture pattern.

As an example of the obtained results, Figure 3 shows the friction force trend for a centre-to-centre distance,  $d_t$ , equal to 4mm as a function of the texture width,  $w_t$ , and texture height,  $h_t$ . The trend of the friction force with respect to width and height is different: on one side, the friction force decreases almost linearly with the texture width; on the other side, its decreasing as a function of the texture height is more accentuated where the height is small, while it reaches almost a constant plateau for high values of the texture height. Nevertheless, at least for this particular centre-to-centre distance,  $d_t$ , equal to 4mm, increasing both the pocket width and the pocket height, an improvement of the tribological behaviour of the joint is obtained.

Considering different values of the centre-to-centre distance,  $d_t$ , namely 2mm and 1mm, a different trend is observed thus showing that a deeper investigation of the problem has to be performed.

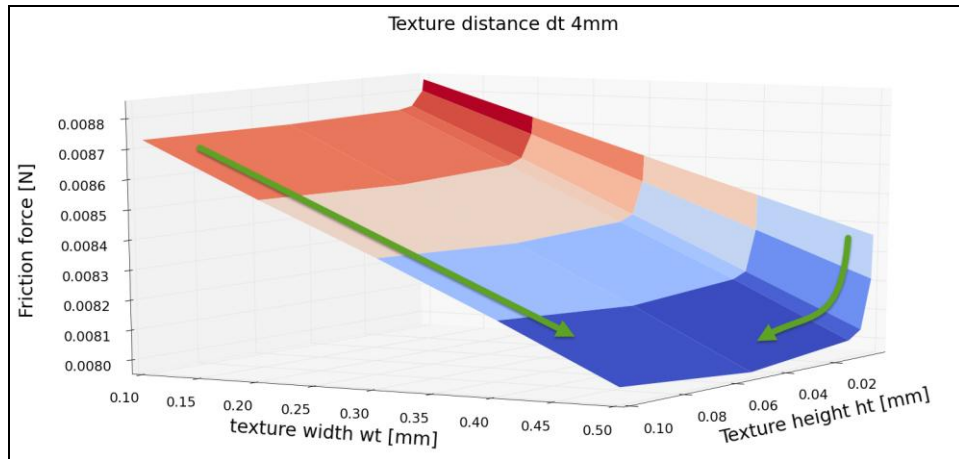


Figure 3: Friction force trend for a centre-to-centre distance of 4mm as a function the texture width and texture height.

## REFERENCES

- [1] Chan, E., Gautschi, O.P., Filgueira, L., Cadosch, D., 2009, "Metal is not inert: role of metal ions released by biocorrosion," *Journal of Biomedical Materials Research Part A*, **91**, pp. 1252-1262.
- [2] Daniel, J., Ziaee, H., Pradhan, C., & McMinn, D. J. W., 2009, "Six-year results of a prospective study of metal ion levels in young patients with metal-on-metal hip resurfacings," *Journal of Bone & Joint Surgery*, **91**(2), pp. 176-179.
- [3] Mattei, L., Di Puccio, F., Piccigallo, B., & Ciulli, E., 2011, "Lubrication and wear modelling of artificial hip joints: A review," *Tribology International*, **44**(5), pp. 532-549.
- [4] Jin, Z. M., & Dowson, D., 1999, "A full numerical analysis of hydrodynamic lubrication in artificial hip joint replacements constructed from hard materials," *Proceedings of the Institution of Mechanical Engineers, Part C: Journal of Mechanical Engineering Science*, **213**(4), pp. 355-370.
- [5] Choudhury, D., Walker, R., Roy, T., Paul, S., & Mootanah, R., 2013, "Performance of honed surface profiles to artificial hip joints: An experimental investigation," *International Journal of Precision Engineering and Manufacturing*, **14**(10), pp. 1847-1853.
- [6] Etsion, I., 2004, "Improving tribological performance of mechanical components by laser surface texturing," *Tribology Letters*, **17**(4), pp. 733-737.
- [7] Etsion, I., Kligerman, Y., & Halperin, G., 1999, "Analytical and experimental investigation of laser-textured mechanical seal faces," *Tribology Transactions*, **42**(3), pp. 511-516.
- [8] Geiger, M., Roth, S., & Becker, W., 1998, "Influence of laser-produced microstructures on the tribological behaviour of ceramics," *Surface and Coatings Technology*, **100**, pp. 17-22.
- [9] Fowell, M. T., Medina, S., Olver, A. V., Spikes, H. A., & Pegg, I. G., 2012, "Parametric study of texturing in convergent bearings," *Tribology International*, **52**, pp. 7-16.
- [10] Giacomini, M., Fowell, M.T., Dini, D. and Strozzi, A., 2010, "A Mass-Conserving Complementarity Formulation to Study Lubricant Films in the Presence of Cavitation," *J. Tribol.-T. ASME*, **132**(4), pp. 041702.
- [11] Bertocchi, L., Dini, D., Giacomini, M., Fowell, M.T. and Baldini, A., 2013, "Fluid film lubrication in the presence of cavitation: a mass-conserving two-dimensional formulation for compressible, piezoviscous and non-newtonian fluids," *Tribol. Int.*, **67**, pp. 61-71.
- [12] Dini, D., Mastrandrea, L.N., Giacomini, M., Bertocchi, E., 2014, "Numerical investigation of the cavitation damage in a high performance engine conrod big end bearing via a mass-conserving complementarity algorithm," *Society of Tribologists and Lubrication Engineers Annual Meeting and Exhibition 2014*, **2**, pp. 586-589.
- [13] Mattei, L., Piccigallo, B., Stadler, K., Ciulli, E., & Di Puccio, F., 2009, "EHL modeling of hip implants based on a ball-on-plane configuration," *AIMETA*, Ancona, Italy, 161-173.

## KEYWORDS

Applied Tribology;Biotribology, Computation:Fluid Mechanics Methods, EHL:EHL (General).