



European
University
Institute

ROBERT
SCHUMAN
CENTRE FOR
ADVANCED
STUDIES

EU'S GLOBAL
ENGAGEMENT:
A DATABASE OF
CSDP MILITARY
OPERATIONS
AND CIVILIAN
MISSIONS
WORLDWIDE

CODEBOOK

Version 1.0
2003-2015

Danilo Di Mauro
Ulrich Krotz
Katerina Wright

***EU's Global Engagement:
A Database of CSDP Military Operations and
Civilian Missions Worldwide***

Codebook

Version 1.0
2003-2015

Danilo Di Mauro
Ulrich Krotz
Katerina Wright

ISBN: 978-92-9084-414-3

DOI: 10.2870/7560

Catalogue number: QM-02-16-486-EN-N

© European University Institute 2016

Editorial matter and selection © editors 2016

This volume may be downloaded only for personal use. Any additional reproduction, whether in hard copies or electronically, requires the consent of the authors and publisher. If cited or quoted, reference should be name to the full name of the author(s), editor(s), the title, the year and the publisher.

The information and views set out in this publication are those of the authors and do not necessarily reflect the official opinion of the European University Institute. Responsibility for the information and views set out in this publication lies entirely with the authors.

Table of contents

PART I

<i>1.1 Building a dataset on EU CSDP missions: challenges and opportunities</i>	7
<i>1.2 Methodology of data collection</i>	7
<i>1.3 Overview of sources</i>	8
<i>1.4 Using and sharing our data</i>	9

PART II

<i>Description of variables</i>	10
---------------------------------	----

PART III

<i>Fact-sheets of operations and missions</i>	39
---	----

PART IV

<i>4.1 Trends</i>	71
<i>4.2 Cooperation among Member States</i>	74
<i>4.3 Personnel/troops</i>	76
<i>4.4 Regions of deployment</i>	78
<i>4.5 EU Engagement Index</i>	81
<i>4.6 EU Member States personnel deployed</i>	83

References

List of figures

Figure 4.1 Number of active EU operations and missions per year	71
Figure 4.2 Types of active operations and missions per year	71
Figure 4.3 Percentages of types of active operations and missions per year	72
Figure 4.4 Average percentage of participating states (at launch) per year	72
Figure 4.5 Goals of the operations and missions by year	72
Figure 4.6 Average EU Engagement Index per year	73
Figure 4.7 Average EU Engagement Indexes (1 to 3) per year	73
Figure 4.8 Trend of average operations and missions by region per year	73
Figure 4.9 Total operations and missions by conflict type per year	74
Figure 4.10 Trend of total operations and missions by conflict intensity per year	74
Figure 4.11 Average length (months) by percentage of states involved	74
Figure 4.12 Average EU personnel by percentage of states involved	75
Figure 4.13 Average personnel peak by percentage of states involved	75
Figure 4.14 Average percentage of states involved by cooperation with international organizations	75
Figure 4.15 Average percentage of participating states by conflict intensity	76
Figure 4.16 Average percentage of participating states by conflict type	76
Figure 4.17 Average personnel peak by mission goal	76
Figure 4.18 Average personnel peak by cooperation with international organizations	77
Figure 4.19 Average personnel (absolute and EU) peak by conflict intensity	78
Figure 4.20 Average personnel (absolute and EU) peak by conflict type	78
Figure 4.21 Average length (months) of operations and missions per region	78
Figure 4.22 Average length (months) of operations and missions per sub-region	79
Figure 4.23 Average percentage of participating states per region	79
Figure 4.24 Average percentage of participating states per sub-region	79
Figure 4.25 Average personnel (absolute and EU) per region	80
Figure 4.26 Average personnel (absolute and EU) per sub-region	80
Figure 4.27 Average length (months) of operations and missions by Engagement Index	81
Figure 4.28 Average percentage of participating states by Engagement Index	81
Figure 4.29 Average personnel/troops (absolute and EU) by Engagement Index	82
Figure 4.30 Percentages of engagement level by mission goals	82
Figure 4.31 Total personnel (peak) employed by each member state	83
Figure 4.32 Total personnel trend for Austria	84
Figure 4.33 Total personnel trend for Belgium	84
Figure 4.34 Total personnel trend for Bulgaria	84
Figure 4.35 Total personnel trend for Croatia	84
Figure 4.36 Total personnel trend for Cyprus	85
Figure 4.37 Total personnel trend for Czech Republic	85
Figure 4.38 Total personnel trend for Denmark	85
Figure 4.39 Total personnel trend for Estonia	85
Figure 4.40 Total personnel trend for Finland	86
Figure 4.41 Total personnel trend for France	86
Figure 4.42 Total personnel trend for Germany	86
Figure 4.43 Total personnel trend for Greece	86
Figure 4.44 Total personnel trend for Hungary	87
Figure 4.45 Total personnel trend for Ireland	87
Figure 4.46 Total personnel trend for Italy	87
Figure 4.47 Total personnel trend for Latvia	87
Figure 4.48 Total personnel trend for Lithuania	88
Figure 4.49 Total personnel trend for Luxemburg	88
Figure 4.50 Total personnel trend for Malta	88
Figure 4.51 Total personnel trend for The Netherlands	88
Figure 4.52 Total personnel trend for Poland	89
Figure 4.53 Total personnel trend for Portugal	89
Figure 4.54 Total personnel trend for Romania	89
Figure 4.55 Total personnel trend for Slovakia	89

Figure 4.56 Total personnel trend for Slovenia	90
Figure 4.57 Total personnel trend for Spain	90
Figure 4.58 Total personnel trend for Sweden	90
Figure 4.59 Total personnel trend for the UK	90
Figure 4.60 Personnel percentages for each member state of EU total personnel: EUMM Georgia	91
Figure 4.61 Personnel percentages for each member state of EU total personnel: EUFOR ALTHEA BiH	91
Figure 4.62 Personnel percentages for each member state of EU total personnel: EU-NAVFOR Somalia	91
Figure 4.63 Personnel percentages for each member state of EU total personnel: EULEX Kosovo	92
Figure 4.64 Personnel percentages for each member state of EU total personnel: EUPM BiH	92
Figure 4.65 Personnel percentages for each member state of EU total personnel: EUFOR RD Congo	92
Figure 4.66 Personnel percentages for each member state of EU total personnel: EUPOL Afghanistan	93
Figure 4.67 Personnel percentages for each member state of EU total personnel: Proxima/FYROM 1 and 2	93
Figure 4.68 Personnel percentages for each member state of EU total personnel: Aceh AMM	93
Figure 4.69 Personnel percentages for each member state of EU total personnel: ARTEMIS Congo	94
Figure 4.70 Personnel percentages for each member state of EU total personnel: EUJUST THEMIS	94
Figure 4.71 Personnel percentages for each member state of EU total personnel: CONCORDIA/FYROM	94
Figure 4.72 Personnel percentages for each member state of EU total personnel: EUPOL COPPS/Palestinian Territories	95
Figure 4.73 Personnel percentages for each member state of EU total personnel: EUBAM Moldova Ukraine	95
Figure 4.74 Personnel percentages for each member state of EU total personnel: EUTM Somalia	95
Figure 4.75 Personnel percentages for each member state of EU total personnel: EUPAT FYROM	96
Figure 4.76 Personnel percentages for each member state of EU total personnel: AMIS Darfur	96
Figure 4.77 Personnel percentages for each member state of EU total personnel: EUFOR TCHAD/RCA	96
Figure 4.78 Personnel percentages for each member state of EU total personnel: EUCAP Nestor	97
Figure 4.79 Personnel percentages for each member state of EU total personnel: EUAVSEC South Sudan	97
Figure 4.80 Personnel percentages for each member state of EU total personnel: EUTM Mali	97
Figure 4.81 Personnel percentages for each member state of EU total personnel: EUBAM Libya	98
Figure 4.82 Personnel percentages for each member state of EU total personnel: EUAM Ukraine	98
Figure 4.83 Personnel percentages for each member state of EU total personnel: EU-SSR Guinea Bissau	98
Figure 4.84 Personnel percentages for each member state of EU total personnel: EUSEC RD Congo	99
Figure 4.85 Personnel percentages for each member state of EU total personnel: EUPOL RD Congo	99
Figure 4.86 Personnel percentages for each member state of EU total personnel: EUPOL Kinshasa Congo	99
Figure 4.87 Personnel percentages for each member state of EU total personnel: EUJUST LEX-Iraq	100
Figure 4.88 Personnel percentages for each member state of EU total personnel: EUBAM RAFAH	100
Figure 4.89 Personnel percentages for each member state of EU total personnel: EUCAP Sahel Niger	100
Figure 4.90 Personnel percentages for each member state of EU total personnel: EUFOR RCA	101
Figure 4.91 Personnel percentages for each member state of EU total personnel: EUCAP Sahel Mali	101
Figure 4.92 Average personnel by country for Border Control goal	101
Figure 4.93 Average personnel by country for Security goal	102
Figure 4.94 Average personnel by country for Supporting Policy Reforms goal	102
Figure 4.95 Average personnel by country for Training goal	102
Figure 4.96 Average personnel by country for Monitoring goal	103
Figure 4.97 Average personnel by country for 'High' Engagement Index	103
Figure 4.98 Average personnel by country for 'Medium' Engagement Index	103
Figure 4.99 Average personnel by country for 'Low' Engagement Index	104
Figure 4.100 Average personnel by country for operations and missions in Africa	104
Figure 4.101 Average personnel by country for operations and missions in Asia	104
Figure 4.102 Average personnel by country for operations and missions in Europe	105
Figure 4.103 Average personnel by country for operations and missions in Western Africa	106
Figure 4.104 Average personnel by country for operations and missions in Eastern Africa	106
Figure 4.105 Average personnel by country for operations and missions in Northern Africa	106

Figure 4.106 Average personnel by country for operations and missions in Middle Africa	107
Figure 4.107 Average personnel by country for operations and missions in Southern Asia	107
Figure 4.108 Average personnel by country for operations and missions in Western Asia	107
Figure 4.109 Average personnel by country for operations and missions in South-Eastern Asia	108
Figure 4.110 Average personnel by country for operations and missions in Southern Europe	108
Figure 4.111 Average personnel by country for operations and missions in Eastern Europe	108
Figure 4.112 Average personnel by country for 'no conflict.'	109
Figure 4.113 Average personnel by country for 'minor' conflict	109
Figure 4.114 Average personnel by country for 'war' conflict	109
Figure 4.115 Average personnel by country for 'internal' conflicts	110
Figure 4.116 Average personnel by country for 'internationalized' conflicts	110

List of tables

Table 4.1 Mission goals by region	80
Table 4.2 Mission goal and engagement level	83
Table 4.3 Percentage of personnel by country in each region	105

PART I

1.1 Building a dataset on EU CSDP missions: challenges and opportunities

The emergence of the EU Common Security and Defence (CSDP)—particularly the development from its first mission in 2003 to a current portfolio of over thirty military operations and civilian missions deployed in over twenty countries spanning four continents—has stimulated enormous interest and demand from both policy-makers and academics for information on these important activities.

However, three significant gaps unfortunately remain in the literature today. First, the existing data on these operations and missions, principally which EU member states participate and in what capacity, is severely fragmented among disparate sources. For a complete and holistic view of the CSDP, its past, and its present, researchers must consult individual monographs, edited volumes, peacekeeping databases, and a plethora of other sources. The current state of information lacks a single, centralized source with credible and comprehensive data.

Second, the existing data is incomplete. For example, sources may include information about one mission, but not all cases; they may include all cases, but only the total troop number, without identifying how many troops each member state individually contributes; or they may neglect other qualitative variables, such as the participation of other international organizations in the operation or mission.

Finally, there continue to be wide-ranging discrepancies in the data among the various sources. Due to the sensitive nature of the CSDP, there is a lack of data transparency from the EU and its Member States. In addition, because of the natural and constant shifting of numbers of personnel and troops over the duration of a mission or operation, sources often reflect different total force strength, making it difficult to gauge intensity.

In sum, significant difficulties remain in collecting information in this topic area. Thus, there is an enormous need for centralized, comprehensive, and accurate data on the missions and operations of the CSDP. The opportunity is ripe for a complete dataset, enabling researchers and practitioners to trace and understand the development of the EU as an actor in international affairs.

1.2 Methodology of data collection

The database collects data on operations and missions from 2003 to December 2015. The unit of analysis is represented by the 32 operations and missions conducted by the EU during this period. The core of methodology is data triangulation. For reasons mentioned earlier, data collection in this topic is difficult and rife with discrepancies. In order to ensure quality control of our findings, we rigorously triangulate diverse and multiple sources. For each operation or mission, we first make a broad and deep sweep of existing data from foundational databases, such as the EU ISIS CSDP Mission Map (closed since December 2014), SIPRI, and the IISS Military Balance. We collect as many possible data points for each variable over the duration of the operation or mission to account for any skewed deployments at a given moment in time, and to factor in the natural build-up and withdrawal of forces.

We then conduct a second round of data collection, scanning secondary data sources unique to the specific operation or mission, including official government documents, news reports, or academic publications. In operations or missions where information was unavailable or limited in the number of data points, our team conducted original primary interviews with CSDP officials. As a general best practice, we prioritize data sources that are either from primary documents (for example, government-published reports) or from original primary interviews.

1.3 Overview of sources

Our database draws upon five central groups of sources: foundational databases, original primary interviews, original documents, academic publications, and news sources and other miscellaneous sources.

Source Type	Representative Sources
Foundational Databases	SIPRI, EU ISIS (CSDP Mission Map), The IISS Military Balance, ZIF Berlin
Original Primary Interviews	Interviews conducted by the project team with officials of CSDP operations and missions
Official Documents	EU External Action Service factsheets; individual mission or operation websites; EEAS Civilian Planning and Conduct Capability (CPCC) reports; European Scrutiny Committee of the UK Parliament reports
Academic Publications	Major publications including Panos Koutrakos, <i>The EU Common Security and Defence Policy</i> (2013); Benjamin Pohl, <i>EU Foreign Policy and Crisis Management Operations: Power, Purpose and Domestic Politics</i> (2014); Jolyon Howorth <i>Security and Defence Policy in the European Union</i> (2nd Edition, 2014)
News Sources and other Miscellaneous	For example, OperationsPaix.net, <i>The Washington Post</i>

1.4 Using and sharing our data

We offer ‘*EU's Global Engagement: A Database of CSDP Military Operations and Civilian Missions Worldwide*’ as a free-access dataset to be used only for scientific and/or educational purposes. No commercial use is allowed by the copyright holders.

Users must refer to both the dataset and its related contents (codebook, tables, charts, etc.) found on our website by citing the following manuscripts:

Danilo Di Mauro, Ulrich Krotz, and Katerina Wright. 2016. *EU's Global Engagement: A Database of CSDP Military Operations and Civilian Missions Worldwide*, Version 1.0, 2003-2015, European University Institute. doi:10.2870/7560

Data are reported in three different files:

- 1) An Excel table, where nominal variables are indicated as text.
- 2) An Excel table, where all the variables are numerically encoded.
- 3) A STATA file.

The Global Governance Programme at the EUI periodically updates data and related tools, such as graphs, charts, tables, etc.

This dataset offers multiple and diverse potential applications for analysis in new studies beyond this publication—for example, for future studies on the EU and its Member States, enabling comparative analysis on Member State participation in operations and missions, as well as facilitating the tracing of individual Member State engagement over time. As a second possible area for future research, the data could be applied to broader studies in international cooperation, offering new empirical insight into EU cooperation with other international organizations. Third, this data will support new studies in international security and conflict, responding to additional questions on the use of force, civilian peacekeeping, conflict intensity, and more. The future applications will appeal to a broad range of interests and audiences, from academics to practitioners. In sum, the dataset enables rigorous data analysis contributions to studies on international organizations, international relations, and security studies.

The present codebook is organized in four parts. Part I introduces the dataset, with fundamental information about sources and methodology. Part II describes the variables by providing number, name, type, definition and descriptive statistics. Part III presents a summary description of each operation/mission. Finally, Part IV reports the most interesting figures and tables describing EU engagement under four main aspects: trends, intensity of intervention, space (regional) deployment, and single states’ involvement.

PART II

Description of Variables

V001

Mission Name

Definition: Official name of the mission

Type: nominal/string

Descriptives:

- 1) EU Monitoring Mission Georgia (EUMM Georgia)
- 2) EU Naval Force Somalia ATALANTA (EU-NAVFOR SOMALIA)
- 3) EU Military Force in Bosnia and Herzegovina (EUFOR ALTHEA/ BiH)
- 4) EU Rule of Law Mission in Kosovo (EULEX KOSOVO)
- 5) EU Police Mission in Bosnia and Herzegovina (EUPM BiH)
- 6) EU Military Force in Congo (EUFOR RD Congo)
- 7) EU Police Mission AFGHANISTAN (EUPOL)
- 8) EU Police Mission PROXIMA, Former Yugoslav Republic of Macedonia (Proxima/ FYROM)
- 9) Aceh Monitoring Mission- AMM
- 10) EU Military Mission ARTEMIS, Democratic Republic of Congo (DRC)
- 11) EU Rule of Law Mission Georgia (EUJUST THEMIS)
- 12) EU Military Mission CONCORDIA/ FYROM, Former Yugoslav Republic of Macedonia
- 13) EU Police Mission in Palestinian Territories (EUPOL COPPS/ Palestinian Territories)
- 14) EU Border Assistance Mission to Moldova and Ukraine (EUBAM Moldova - Ukraine)
- 15) EU Somalia Training Mission (EUTM Somalia)
- 16) EU Police Advisory Team Former Yugoslav Republic of Macedonia (EUPAT)
- 17) EU Support to AMIS (Darfur)
- 18) EU Military Bridging Mission (EUFOR TCHAD/RCA)
- 19) EU Regional Maritime Capacity Building for the Horn of Africa and the Western Indian Ocean (EUCAP Nestor)
- 20) EU Aviation Security South Sudan (EUAVSEC South Sudan)
- 21) EU Training Mission Mali (EUTM Mali)
- 22) EU Border Assistance Mission Libya (EUBAM Libya)
- 23) EU Advisory Mission for Civilian Security Sector Reform Ukraine (EUAM Ukraine)
- 24) EU Security Sector Reform in Guinea-Bissau (EU-SSR)
- 25) EU Security Sector Reform Mission in the Democratic Republic of the Congo (EUSEC RD Congo)
- 26) EU Police Mission Congo (EUPOL RD CONGO)
- 27) EU Policy Mission in Kinshasa (Democratic Republic of the Congo) (EUPOL Kinshasa)
- 28) EU Integrated Rule of Law Mission Iraq (EUJUST LEX-Iraq)
- 29) EU Border Assistance Mission in Rafah (EUBAM RAFAH)
- 30) EU Capacity Building Sahel Niger (EUCAP Sahel Niger)
- 31) EU Military Force RCA (EUFOR RCA)
- 32) EU Capacity Building Sahel Mali (EUCAP Sahel Mali)

V002**Starting Year**

Definition: Year in which the operation or mission was approved by EU institutions

Type: Continuous/numeric

Descriptives:

Range: 2003 to 2014

Year	Freq.	Percent
2003	4	12.50
2004	2	6.25
2005	9	28.12
2006	1	3.12
2007	2	6.25
2008	5	15.62
2010	1	3.12
2012	3	9.37
2013	2	6.25
2014	3	9.38
Total	32	100.00

V003**Extension/end Year**

Definition: Year of extension (if still active) or end (official decisions)

Type: Continuous/numeric

Descriptives:

Range: 2003 to 2016

Extension/Ending year	Freq.	Percent
2003	2	6.25
2005	2	6.25
2006	3	9.375
2007	2	6.25
2009	1	3.125
2010	1	3.125
2012	1	3.125
2013	1	3.125
2014	2	6.25
2015	3	9.375
2016	14	43.75
Total	32	100.00

V004 **Ended operations and missions**

Definition: Describes whether operations and missions officially ended

Type: Binary/numeric

Values: NOT ended=0 Ended=1

Descriptives:

Range: 0 to 1

Mission Ended	Frequency	Percent
NOT Ended	16	50.00
Ended	16	50.00
Total	32	100.00

V005 **Length in months**

Definition: Length of the operations and missions in months

NOTE: The number of months for extended active operations and missions is updated to December 2015.

Type: Continuous/numeric

Descriptives:

Range: 4 to 132

Length in Months	Freq.	Percent
4	1	3.12
5	1	3.12
7	1	3.12
10	1	3.12
12	2	6.25
13	1	3.12
15	1	3.12
17	1	3.12
18	1	3.12
20	1	3.12

24	2	6.25
26	2	6.25
29	1	3.12
34	1	3.12
40	1	3.12
41	1	3.12
68	1	3.12
84	2	6.25
87	1	3.12
88	1	3.12
101	1	3.12
102	1	3.12
120	1	3.12
121	2	6.25
125	1	3.12
127	1	3.12
132	1	3.12
Total	32	100.00

V006 Type of operations and missions

Definition: Type of EU operations and missions according to the definition of the mandate

Type: Binary/numeric

Values: Civilian=0; Military=1

Descriptives:

Range: 0 to 1

Type of Mission	Frequency	Percent
Civilian	21	65.62
Civilian/Military	1	3.12
Military	10	31.25
Total	32	100.00

V007 Number of states at time of launch

Definition: Number of participating states when the operation or mission started

Type: Continuous/numeric

Descriptives:

Range: 6 to 25

Number of States at time of Launch	Freq.	Percent
6	2	6.25
7	1	3.12
10	2	6.25
11	2	6.25
12	2	6.25
13	4	12.5
14	2	6.25
15	3	9.37
16	3	9.37
18	1	3.12
19	2	6.25
20	1	3.12
21	1	3.12
22	2	6.25
23	2	6.25
25	2	6.25
Total	32	100.00

V008 Peak number of states during the operations and missions

Definition: Number of participating states (EU) during the operation or mission

Type: Continuous/numeric

Descriptives:

Range: 6 to 27

Peak number of states during the operations and missions	Frequency	Percent
6	2	6.25
9	1	3.12
10	1	3.12
11	3	9.37
12	1	3.12
13	3	9.37
14	2	6.25
15	1	3.12

16	3	9.37
17	2	6.25
19	2	6.25
21	3	9.37
22	2	6.25
23	2	6.25
25	1	3.12
26	1	3.12
27	2	6.25
<hr/>		
Total	32	100.00

V009 Proportional number of states (at time of launch)

Definition: Proportional number of participating states when the operation or mission started. The value is the result of the proportion between the number of participating states and the number of EU Member States at time of launch multiplied by 100. For instance, 25 states participated in the European Union Monitoring Mission Georgia with a Proportional Number of States of $25 \times 100 / 27 = 93$ percent.

Type: Continuous/numeric

Descriptives:

Range: 22 to 100

Variable	Obs	Mean	Std. Dev.	Min	Max
<hr/>					
Proportional Number of States	32	63.875	22.79042	22	100

V010 Absolute recorded maximum personnel/troops (including international personnel and troops)

Definition: This variable measures the absolute recorded (or published) maximum personnel/troops deployed (including international forces where present) for each operation and mission.

Type: Continuous/numeric

Descriptives:

Range: 10 to 7000

Variable	Obs	Mean	Std. Dev.	Min	Max
Peak Total Number of Personnel	32	697.656	1400.579	10	7000

V011 Source of data

Definition: Source of data about *Absolute Recorded Maximum Personnel/troops* (V010)

Type: nominal/string

Descriptives:

Source of Data	Freq.	Percent
Pohl 2014	19	59.375
SIPRI	4	12.5
Panos Koutrakos, The EU Common Security and Defence Policy - 2013	1	3.125
ISIS Europe CSDP Mission Map	4	12.5
Ad hoc Interview	1	3.125
French government, EEAS Website	1	3.125
EEAS Civilian Planning and Conduct Capability (CPCC) Personnel Figures as of 30/04/2015	2	6.25
Total	32	100.00

V012 Austria Personnel

Definition: number of personnel (both civilian and military) deployed by Austria

Type: Continuous/numeric

Descriptives:

Variable	Obs	Mean	Std. Dev.	Min	Max
v012	32	19.9375	67.96153	0	304

V013 Belgium Personnel

Definition: Number of personnel (both civilian and military) deployed by Belgium

Type: Continuous/numeric

Descriptives:

Variable	Obs	Mean	Std. Dev.	Min	Max
v013	32	8.84375	16.17068	0	66

V014 Bulgaria Personnel

Definition: Number of personnel (both civilian and military) deployed by Bulgaria

Type: Continuous/numeric

Descriptives:

Variable	Obs	Mean	Std. Dev.	Min	Max
v014	32	7.4375	24.70724	0	120

V015 Croatia Personnel

Definition: Number of personnel (both civilian and military) deployed by Croatia

Type: Continuous/numeric

Descriptives:

Variable	Obs	Mean	Std. Dev.	Min	Max
v015	32	.09375	.5303301	0	3

V016 Cyprus Personnel

Definition: Number of personnel (both civilian and military) deployed by Cyprus

Type: Continuous/numeric

Descriptives:

Variable	Obs	Mean	Std. Dev.	Min	Max
v016	32	.375	.870669	0	4

V017 Czech Republic Personnel

Definition: Number of personnel (both civilian and military) deployed by the Czech Republic

Type: Continuous/numeric

Descriptives:

Variable	Obs	Mean	Std. Dev.	Min	Max
v017	32	3.3125	7.879895	0	33

V018 Denmark Personnel

Definition: Number of personnel (both civilian and military) deployed by Denmark

Type: Continuous/numeric

Descriptives:

Variable	Obs	Mean	Std. Dev.	Min	Max
v018	32	3.28125	6.849697	0	37

V019 Estonia Personnel

Definition: Number of personnel (both civilian and military) deployed by Estonia

Type: Continuous/numeric

Descriptives:

Variable	Obs	Mean	Std. Dev.	Min	Max
v019	32	.96875	1.768622	0	8

V020 Finland Personnel

Definition: Number of personnel (both civilian and military) deployed by Finland

Type: Continuous/numeric

Descriptives:

Variable	Obs	Mean	Std. Dev.	Min	Max
v020	32	9.25	15.61637	0	75

V021 France Personnel

Definition: Number of personnel (both civilian and military) deployed by France

Type: Continuous/numeric

Descriptives:

Variable	Obs	Mean	Std. Dev.	Min	Max
v021	32	191.5313	482.1515	0	2100

V022 Germany Personnel

Definition: Number of personnel (both civilian and military) deployed by Germany

Type: Continuous/numeric

Descriptives:

Variable	Obs	Mean	Std. Dev.	Min	Max
v022	32	54.3125	154.4091	0	745

V023 Greece Personnel

Definition: Number of personnel (both civilian and military) deployed by Greece.

Type: Continuous/numeric

Descriptives:

Variable	Obs	Mean	Std. Dev.	Min	Max
v023	32	11.03125	35.55866	0	195

V024 Hungary Personnel

Definition: Number of personnel (both civilian and military) deployed by Hungary

Type: Continuous/numeric

Descriptives:

Variable	Obs	Mean	Std. Dev.	Min	Max
v024	32	9.0625	30.71087	0	166

V025 Ireland Personnel

Definition: Number of personnel (both civilian and military) deployed by Ireland

Type: Continuous/numeric

Descriptives:

Variable	Obs	Mean	Std. Dev.	Min	Max
v025	32	14.1875	61.80899	0	350

V026 Italy Personnel

Definition: Number of personnel (both civilian and military) deployed by Italy

Type: Continuous/numeric

Descriptives:

Variable	Obs	Mean	Std. Dev.	Min	Max
v026	32	26.78125	59.31639	0	233

V027 Latvia Personnel

Definition: Number of personnel (both civilian and military) deployed by Latvia

Type: Continuous/numeric

Descriptives:

Variable	Obs	Mean	Std. Dev.	Min	Max
v027	32	2.03125	7.086946	0	40

V028 Lithuania Personnel

Definition: Number of personnel (both civilian and military) deployed by Lithuania

Type: Continuous/numeric

Descriptives:

Variable	Obs	Mean	Std. Dev.	Min	Max
v028	32	1.09375	1.672537	0	6

V029 Luxemburg Personnel

Definition: Number of personnel (both civilian and military) deployed by Luxemburg

Type: Continuous/numeric

Descriptives:

Variable	Obs	Mean	Std. Dev.	Min	Max
v029	32	.46875	.5670737	0	2

V030 Malta Personnel

Definition: Number of personnel (both civilian and military) deployed by Malta

Type: Continuous/numeric

Descriptives:

Variable	Obs	Mean	Std. Dev.	Min	Max
v030	32	.34375	.7873752	0	3

V031 the Netherlands Personnel

Definition: Number of personnel (both civilian and military) deployed by the Netherlands

Type: Continuous/numeric

Descriptives:

Variable	Obs	Mean	Std. Dev.	Min	Max
v031	32	8.34375	16.69771	0	75

V032 Poland Personnel

Definition: Number of personnel (both civilian and military) deployed by Poland

Type: Continuous/numeric

Descriptives:

Variable	Obs	Mean	Std. Dev.	Min	Max
v032	32	29.28125	73.53482	0	350

V033 Portugal Personnel

Definition: Number of personnel (both civilian and military) deployed by Portugal

Type: Continuous/numeric

Descriptives:

Variable	Obs	Mean	Std. Dev.	Min	Max
v033	32	5.78125	12.86088	0	53

V034 Romania Personnel

Definition: Number of personnel (both civilian and military) deployed by Romania

Type: Continuous/numeric

Descriptives:

Variable	Obs	Mean	Std. Dev.	Min	Max
v034	32	11.46875	35.92105	0	196

V035 Slovakia Personnel

Definition: Number of personnel (both civilian and military) deployed by Slovakia

Type: Continuous/numeric

Descriptives:

Variable	Obs	Mean	Std. Dev.	Min	Max
v035	32	2.46875	7.636856	0	40

V036 Slovenia Personnel

Definition: Number of personnel (both civilian and military) deployed by Slovenia

Type: Continuous/numeric

Descriptives:

Variable	Obs	Mean	Std. Dev.	Min	Max
v036	32	1.59375	5.161016	0	29

V037 Spain Personnel

Definition: Number of personnel (both civilian and military) deployed by Spain

Type: Continuous/numeric

Descriptives:

Variable	Obs	Mean	Std. Dev.	Min	Max
v037	32	25.75	72.21473	0	387

V038 Sweden Personnel

Definition: Number of personnel (both civilian and military) deployed by Sweden

Type: Continuous/numeric

Descriptives:

Variable	Obs	Mean	Std. Dev.	Min	Max
v038	32	22.75	43.9347	0	200

V039 The UK Personnel

Definition: Number of personnel (both civilian and military) deployed by the UK

Type: Continuous/numeric

Descriptives:

Variable	Obs	Mean	Std. Dev.	Min	Max
v039	32	9.96875	19.77859	0	90

V040 EU_Sum

Definition: Sum of personnel deployed by EU Member States according to the values reported for each country (Variables V012 to V039)

Type: Continuous/numeric

Descriptives:

Variable	Obs	Mean	Std. Dev.	Min	Max
EU_Sum	32	481.656	813.084	10	3250

V041 Source of data

Definition: Source of data about EU_SUM (V040)

Type: Nominal/string

Descriptives:

Source	Frequency	Percent
EEAS Civilian Planning and Conduct Capability (CPCC) Personnel Figures as of 30/04/2015	2	6.25
Grevi, Lynch et al. 2005	1	3.13
ISIS Europe CSDP Map	17	53.12
Own Interview	1	3.13
Operations Paix ¹	2	6.25
Panos Koutrakos, <i>The EU Common Security and Defence Policy (2013)</i>	1	3.13
SIPRI	6	18.75
The IISS Military Balance	2	6.25
Total	32	100.00

V042 Significantly unequal troop deployment

Definition: This variable reports the name (or the code according to ISO3166 list) of the country that contributed most to the operation or mission, creating a ‘significantly’ unequal troop deployment. Those countries deploy higher percentages of personnel (above 30%) vis-à-vis the other participating countries.

Type: Nominal/string/numeric

Descriptives:

0 is assigned when there is no significant unequal troop deployment

Significantly unequal troop deployment	Freq.	Percent
None	19	59.38
France	11	34.38
Portugal	1	3.13
Italy	1	3.13
Total	32	100.00

¹ For EUBAM Moldova, we considered also the EUBAM mission website and the UNPD website.

V043 **Mission Goal 1**

Definition: This variable reports the first aim of the operation or mission as described in official EU documents. Goals of the operations and missions are generally specified in the mandate of the Council.

Type: Nominal/string

V044 **Mission Goal 2**

Definition: This variable reports the second aim of the operation and mission as described in official EU documents. Goals of the operations and missions are generally specified in the mandate of the Council.

Type: Nominal/string

V045 **Mission Goal 3**

Definition: This variable reports the third aim of the operation and mission as described in official EU documents. Goals of the operations and missions are generally specified in the mandate of the Council.

Type: Nominal/string

V046 **Mission Goal 4**

Definition: This variable reports the fourth aim of the operation and mission as described in official EU documents. Goals of the operations and missions are generally specified in the mandate of the Council.

Type: Nominal/string

V047 **Mission Goal 5**

Definition: This variable reports the fifth aim of the operation and mission as described in official EU documents. The goals of the operations and missions are generally specified in the mandate of the Council.

Type: Nominal/string

V048**Mission Goals_Cat**

Definition: This variable reports the first aim of the operations and missions (as described in the EU mandate) according to 5 categories. The first (Border Control) defines operations and missions aimed at monitoring and controlling borders. The second (Security) concerns all the operations and missions aimed at providing security and pacification. These are all military missions. ‘Support policy reforms’ represents category number three. It includes all the operations and missions aimed at supporting policy reforms, mainly in the military and police sectors. Category four concerns operations and missions aimed at training personnel of the target country (policy, officers, administrative personnel, etc.). Finally, category five concerns all the operations and missions dealing mainly with compliance with agreements between the parts in conflict.

Type: Categorical/numeric

Values:

Border Control=1

Security=2

Support policy reforms=3

Training=4

Monitor and ensure compliance with agreements: 5

Descriptives:

Mission Goals_Cat	Freq.	Percent
Border Control	3	9.38
Security	11	34.38
Support Policy Reforms	10	31.25
Training	4	12.50
Compliance with agreements	4	12.50
Total	32	100.00

V049**Coop_OSCE**

Definition: This binary variable reports whether there has been cooperation with the Organization for Security and Co-operation in Europe (OSCE).

Type: Binary/numeric

Values: NO cooperation=0 Cooperation=1

Descriptives:

Range: 0 to 1

Coop_OSCE	Freq.	Percent
No Cooperation	26	81.25
Cooperation	6	18.75
Total	32	100.00

V050 Coop_UN

Definition: This binary variable reports whether there has been cooperation with the United Nations (UN).

Type: Binary/numeric

Values: No cooperation=0; Cooperation=1

Descriptives:

Range: 0 to 1

Coop_UN	Freq.	Percent
No Cooperation	18	56.25
Cooperation	14	43.75
Total	32	100.00

V051 Coop_NATO

Definition: This binary variable reports whether there has been cooperation with the North Atlantic Treaty Organization (NATO).

Type: Binary/numeric

Values: NO cooperation=0 Cooperation=1

Descriptives:

Range: 0 to 1

Coop_NATO	Freq.	Percent
No Cooperation	28	87.5
Cooperation	4	12.5
Total	32	100.00

V052 Coop_ASEAN

Definition: This binary variable reports whether there has been cooperation with the Association of Southeast Asian Nations (ASEAN).

Type: Binary/numeric

Values: NO cooperation=0 Cooperation=1

Descriptives:

Range: 0 to 1

Coop_ASEAN	Freq.	Percent
No Cooperation	31	96.88
Cooperation	1	3.12
Total	32	100.00

V053 Coop_AU

Definition: This binary variable reports whether there has been cooperation with the African Union (AU).

Type: Binary/numeric

Values: NO cooperation=0 Cooperation=1

Descriptives:

Range: 0 to 1

Coop_AU	Freq.	Percent
No Cooperation	27	84.37
Cooperation	5	15.63
Total	32	100.00

V054 Engagement Level (nominal)

Definition: This variable reports the level of engagement according to three categories: low, medium, and high. It categorizes the variable *Engagement IndexTOT* according to the following criteria: if *Engagement IndexTOT* is less than 2, engagement is low; if *Engagement IndexTOT* is equal to 2 or 2.33, engagement is medium; if *Engagement IndexTOT* is equal to 2.67 or 3, engagement is high.

Type: categorical/string

Values: low, medium and high.

Descriptives:

Engagement Level (Nominal)	Frequency	Percent
High	8	25
Medium	16	50
Low	8	25
Total	32	100.00

V055 Engagement Index_1

Definition: This variable reports the level of engagement by measuring the proportional number of Member States that participated in the operations and missions at the time of the initial decision. It distinguishes between *High* engagement=3 (greater than 66% of participating member states); *Medium* engagement=2 (between 34% to 66% of member states); and *Low* engagement=1 (fewer than 33% of member states).

Type: categorical/numeric

Values:

High =3
Medium =2
Low =1

Descriptives:

Engagement Index 1	Frequency	Percent
High	15	46.86
Medium	14	43.76
Low	3	9.38
Total	32	100.00

V056 Engagement Index_2

Definition: This variable reports the level of engagement by measuring the total number of troops/personnel deployed on the ground at the known peak of operations and missions (EU countries only). Categories have been created as follows: *High* engagement=3 (more than 1,000 troops/personnel); *Medium* engagement=2 (between 100 and 999); and *Low* engagement=1 (fewer than 100 units of personnel).

Type: Categorical/numeric

Values:

High =3

Medium =2

Low =1

Descriptives:

Engagement Index 2	Frequency	Percent
High	6	18.75
Medium	10	31.25
Low	16	50.00
Total	32	100.00

V057 Engagement Index_3

Definition: This variable measures the proportional troop or personnel deployment among cooperating member states at the known peak of operations and missions (EU countries only). The resulting index has three categories: *High* engagement=3 (No one single cooperating member state contributes over 33% of total troops or personnel deployed); *Medium* engagement=2 (One cooperating member state contributes between 33-50% of total troops or personnel deployed); and *Low* engagement=1 (One cooperating member state contributes over 50% of total troops or personnel deployed).

Type: categorical/numeric

Values:

High =3

Medium =2

Low =1

Descriptives:

Engagement Index 3	Frequency	Percent
High	19	59.38
Medium	7	21.87
Low	6	18.75
Total	32	100.00

V058 Engagement IndexTOT

Definition: This index combines Engagement Indexes (from 1 to 3) into a single measure resulting from the mean of the three indexes: (Engagement index_1 + Engagement index_2+ Engagement index_3)/3. It is in fact a categorical measure with (theoretically) ten categories: 0; 0.33; 0.67; 1; 1.33; 1.67; 2; 2.33; 2.67; 3.

Type: Categorical/numeric

Descriptives:

Range: 0 to 3

Engagement Index 2	Frequency	Percent
1	1	3.13
1.33	2	6.25
1.67	5	15.62
2	8	25.00
2.33	8	25.00
2.66	5	15.00
3	3	9.38
Total	32	100.00

V059 Target Country_1 unicode (string)

Definition: First target country of the EU operation. In cases in which the operation or mission is deployed in multiple countries, this is the main destination in terms of personnel, troops, resources, activity, etc.

Type: Nominal/string

Descriptives:

Target Country_1 Unicode (String)	Frequency	Percent
Afghanistan	1	3.12
Bosnia and Herzegovina	2	6.25
Central African Republic	1	3.12
Chad	1	3.12
Congo Democratic Republic	5	15.62
Georgia	2	6.25
Guinea-Bissau	1	3.12
Indonesia	1	3.12
Iraq	1	3.12
Libya	1	3.12
Mali	2	6.25
Niger	1	3.12
Palestinian Territories	2	6.25
Republic of Moldova	1	3.12
Serbia (Kosovo)	1	3.12
Somalia	3	9.38

South Sudan	1	3.12
Sudan (Darfur)	1	3.12
The Former Yugoslav Republic of Macedonia	3	9.38
Ukraine	1	3.12
Total	32	100.00

V060 Target Country_1 unicode ISO3166

Definition: First target country of the EU operation. In cases in which the operation or mission is deployed in multiple countries, this is the main destination in terms of personnel, troops, resources, activity, etc. The variable reports a number uniquely identifying a country. The number is assigned according to the list provided by the ISO 3166 country list. This represents a standardization used worldwide by international organizations (such as the UN Statistics Division, etc.) and many countries in order to uniquely identify a country. For more information on ISO 3166, see http://www.iso.org/iso/home/standards/country_codes.htm (last accessed December 2015). This code will be used in all our datasets.

Type: Continuous/numeric

Descriptives:

Target Country_1 Unicode (ISO3166)	Frequency	Percent
Afghanistan	1	3.12
Bosnia and Herzegovina	2	6.25
Central African Republic	1	3.12
Chad	1	3.12
Congo Democratic Republic of	5	15.62
Georgia	2	6.25
Guinea-Bissau	1	3.12
Indonesia	1	3.12
Iraq	1	3.12
Libya	1	3.12
Mali	2	6.25
Niger	1	3.12
Palestinian Territories	2	6.25
Republic of Moldova	1	3.12
Serbia (Kosovo)	1	3.12
Somalia	3	9.38
South Sudan	1	3.12
Sudan (Darfur)	1	3.12
The Former Yugoslav Republic of Macedonia	3	9.38
Ukraine	1	3.12
Total	32	100.00

V061 Target Country_2 unicode (string)

Definition: Second target country of the EU operation. In cases in which the operation or mission is deployed to multiple countries, this is the second destination in terms of personnel, troops, resources, activity, etc.

Type: Nominal/string

Descriptives:

Target Country_2 Unicode (string)	Frequency	Percent
Central African Republic (RCA)	1	3.12
Seychelles	2	6.25
Ukraine	1	3.12
No Second Target	28	87.50
Total	32	100.00

V062 Target Country_2 unicode ISO3166

Definition: Second target country of the EU operation. In cases in which the operation or mission is deployed to multiple countries, this is the second destination in terms of personnel, troops, resources, activity, etc. The variable reports a number uniquely identifying a country. The number is assigned according to the list provided by the ISO 3166 country list. This represents a standardization used worldwide by international organizations (such as the UN Statistics Division, etc.) and many countries in order to uniquely identify a country. For more information on ISO 3166, see http://www.iso.org/iso/home/standards/country_codes.htm (last accessed December 2015). This code will be used in all of our datasets.

Type: Continuous/numeric

Descriptives:

Target Country_2 Unicode (string)	Frequency	Percent
Central African Republic (RCA)	1	3.12
Seychelles	2	6.25
Ukraine	1	3.12
No second Target	28	87.50
Total	32	100.00

V063 Target Country_3 unicode (string)

Definition: Third target country of the EU operation. In cases in which the operation or mission is deployed to multiple countries, this is the third destination in terms of personnel, troops, resources, activity, etc.

Type: Nominal/string

Descriptives:

Target Country_3 Unicode (string)	Frequency	Percent
Mauritius	1	3.12
No third Target	31	96.88
Total	32	100.00

V064 Target Country_3 unicode ISO3166

Definition: Third target country of the EU operation. In cases in which the operation or mission is deployed to multiple countries, this is the third destination in terms of personnel, troops, resources, activity, etc. The variable reports a number uniquely identifying a country. The number is assigned according to the list provided by the ISO 3166 country list. This represents a standardization used worldwide by international organizations (such as the UN Statistics Division, etc.) and many countries in order to uniquely identify a country. For more information on ISO 3166, see http://www.iso.org/iso/home/standards/country_codes.htm (last accessed December 2015). This code will be used in all our datasets.

Type: Continuous/numeric

Descriptives:

Target Country_3 Unicode (string)	Frequency	Percent
Mauritius	1	3.12
No third Target	31	96.88
Total	32	100.00

V065 Target Country_1 COW

Definition: This variable reports the country code of the COW dataset for the first (in terms of personnel, troops, resources, activity, etc.) target country of the operation.

Type: Continuous/numeric

Descriptives:

Target Country_1 (COW)	Frequency	Percent
Afghanistan	1	3.12
Bosnia and Herzegovina	2	6.25
Central African Republic	1	3.12
Chad	1	3.12
Congo Democratic Republic of	5	15.62
Georgia	2	6.25
Guinea-Bissau	1	3.12
Indonesia	1	3.12
Iraq	1	3.12
Libya	1	3.12
Mali	2	6.25
Niger	1	3.12
Republic of Moldova	1	3.12
Serbia (Kosovo)	1	3.12
Somalia	3	9.38
South Sudan	1	3.12
State of Palestine	2	6.25
Sudan (Darfur)	1	3.12
The Former Yugoslav Republic of Macedonia	3	9.38
Ukraine	1	3.12
Total	32	100.00

V066 Region

Definition: Code of geographical region according to the UN Statistics Division (<http://unstats.un.org/unsd/methods/m49/m49regin.htm>)

Type: Categorical/numeric

Values:

Africa: 002

Americas: 019

Asia: 142

Europe: 150

Oceania: 009

Descriptives:

Region	Frequency	Percent
Africa	17	53.12
Asia	7	21.88
Europe	8	25.00
Total	32	100.00

V067 SubRegion

Definition: Code of geographical sub-region according to the UN Statistics Division (<http://unstats.un.org/unsd/methods/m49/m49regin.htm>)

Type: Categorical/numeric

Values:

014 Eastern Africa
017 Middle Africa
015 Northern Africa
018 Southern Africa
011 Western Africa
029 Caribbean
013 Central America
005 South America
021 Northern America
143 Central Asia
030 Eastern Asia
034 Southern Asia
035 South-Eastern Asia
145 Western Asia
151 Eastern Europe
154 Northern Europe
039 Southern Europe
155 Western Europe
053 Australia and New Zealand
054 Melanesia
057 Micronesia
061 Polynesia

Descriptives:

SubRegion	Frequency	Percent
Western Africa	4	12.50
Eastern Africa	5	15.62
Northern Africa	1	3.12
Middle Africa	7	21.88

Southern Asia	1	3.12
South-Eastern Asia	1	3.12
Southern Europe	6	18.75
Western Asia	5	15.62
Eastern Europe	2	6.25
Total	32	100.00

V068 Own SubRegion

Definition: Code of geographical sub-region according to authors' categories of sub-regions

Type: Categorical/numeric

Values:

Africa=1

Asia=2

Eastern Border / Balkans=3

Middle East=4

Descriptives:

Own Region	Frequency	Percent
Africa	17	53.12
Asia	1	3.12
Eastern Borders/Balkans	10	31.25
Middle East	4	12.50
Total	32	100.00

V069 Conflict intensity

Definition: This variable reports the level of intensity of the conflict where the EU operation or mission operates. It is calculated using the UCDP/PRIO Armed Conflict Dataset (v.4).² Since our units of analysis are the EU operations and missions, and the units of the UCDP/PRIO dataset are conflicts by year, the reported measure of intensity is the most common category of UCDP/PRIO intensity during the 1 to 3 years before intervention. As an example, EUMM Georgia started in 2008. The UCDP/PRIO code for this conflict is 1-198 (collected in 1992, 2004, and 2008). The intensity in the years preceding the EU intervention (only 2008 in this case) is 1 ('minor'). EUPOL Afghanistan (started in 2007) concerns a conflict (1-137) coded as 2 ('war') during the three years before EU intervention.

² Pettersson, Therése and Peter Wallensteen (2015) Armed Conflict, 1946-2014 Journal of Peace Research 52(4). Gleditsch, Nils Petter; Peter Wallensteen, Mikael Eriksson, Margareta Sollenberg & Håvard Strand (2002) Armed Conflict 1946–2001: A New Dataset. Journal of Peace Research 39(5): 615–637; Lotta Themnér (2015) UCDP/PRIO Armed Conflict Dataset Codebook, Version 4-2015, Uppsala Conflict Data Program (UCDP), Centre for the Study of Civil Wars International Peace Research Institute, Oslo (PRIO).

If there is no conflict activity during the three years before the EU intervention, the reported value is 0 (for instance this is the case of EUFOR Althea).

Type: Categorical/numeric

Values:

0= no conflict
1= minor conflict
2= war

Descriptives:

Conflict Intensity	Frequency	Percent
No Conflict	8	25.00
Minor	17	53.12
War	7	21.88
Total	32	100.00

V070 Conflict Type

Definition: This variable reports the type of the conflict where the EU operations and missions operate according to the UCDP/PRIO Armed Conflict Dataset (v.4).³

Type: Categorical/numeric

Values:

1= Extrasystemic
2= Interstate armed conflict
3= Internal
4= Internationalized internal

Descriptives:

Conflict type	Frequency	Percent
None	8	25.00
Internal	15	46.88
Internationalized	9	28.12
Total	32	100.00

³ Pettersson, Therése & Peter Wallensteen (2015) Armed Conflict, 1946-2014 Journal of Peace Research 52(4). Gleditsch, Nils Petter; Peter Wallensteen, Mikael Eriksson, Margareta Sollenberg & Håvard Strand (2002) Armed Conflict 1946–2001: A New Dataset. Journal of Peace Research 39(5): 615–637; Lotta Themnér (2015) UCDP/PRIO Armed Conflict Dataset Codebook, Version 4-2015, Uppsala Conflict Data Program (UCDP), Centre for the Study of Civil Wars International Peace Research Institute, Oslo (PRIO).

PART III

Fact-sheets of operations and missions

EU Monitoring Mission Georgia (EUMM Georgia)

Country(s): Georgia

Starting Year: 2008

Extension year/end: 2016

Ended mission: NO

Length in months⁴: 88

Type: Civilian

Number of states at time of launch: 25 (peak 27 states)

Total number of personnel: 340

Member States troop contribution:

Country	Personnel	Country	Personnel
Austria	8	Italy	17
Belgium	1	Latvia	2
Bulgaria	13	Lithuania	6
Croatia	0	Luxemburg	2
Cyprus	0	Malta	2
Czech Republic	12	The Netherlands	7
Denmark	8	Poland	23
Estonia	3	Portugal	4
Finland	25	Romania	23
France	33	Slovakia	4
Germany	47	Slovenia	2
Greece	11	Spain	12
Hungary	7	Sweden	29
Ireland	3	The UK	17

Total EU Personnel: 321

Mission Goals: Stabilize and normalize the region; report on activities and confidence-building; support compliance with the Six-Point Agreement of August 2008

Cooperation with other organizations: OSCE, UN

EU engagement: High

Data Sources (Personnel/Troops): ISIS Europe, Pohl (2014)

Official Web Page: <http://www.eumm.eu/>

⁴ Last update December 2015.

EU Naval Force Somalia ATALANTA (EU NAVFOR Somalia)

Country(s): Somalia, Seychelles, and Mauritius

Starting Year: 2008

Extension year/end: 2016

Ended mission: NO

Length in months: 84

Type: Military

Number of states at time of launch: 19 (peak 19 states)

Total number of personnel: 1943

Member states troop contribution:

Country	Personnel	Country	Personnel
Austria	0	Italy	233
Belgium	9	Latvia	0
Bulgaria	1	Lithuania	0
Croatia	0	Luxemburg	1
Cyprus	2	Malta	1
Czech Republic	3	The Netherlands	8
Denmark	0	Poland	0
Estonia	0	Portugal	1
Finland	1	Romania	1
France	410	Slovakia	0
Germany	496	Slovenia	2
Greece	195	Spain	387
Hungary	1	Sweden	130
Ireland	0	The UK	61

Total EU Personnel: 1943

Mission Goals: Protect international aid vessels and shipping; help deter, prevent, and repress acts of piracy; monitor fishing activities off the coast of Somalia; support other EU missions and international organizations working to strengthen maritime security and capacity in the region

Cooperation with other organizations: UN, NATO, African Union (AU)

EU engagement: High

Data Sources (Personnel/Troops): ISIS Europe

Official Web Page: <http://eunavfor.eu/>

EU Military Force in Bosnia and Herzegovina (EUFOR ALTHEA/ BiH)

Country(s): Bosnia and Herzegovina

Starting Year: 2004

Extension year/end: 2015

Ended mission: NO

Length in months: 132

Type: Military

Number of states at time of launch: 21 (peak 21 states)

Total number of personnel: 7000

Member States troop contribution:

Country	Personnel	Country	Personnel
Austria	304	Italy	194
Belgium	0	Latvia	0
Bulgaria	120	Lithuania	1
Croatia	0	Luxemburg	1
Cyprus	0	Malta	0
Czech Republic	2	The Netherlands	75
Denmark	0	Poland	184
Estonia	4	Portugal	51
Finland	4	Romania	64
France	4	Slovakia	40
Germany	111	Slovenia	29
Greece	49	Spain	0
Hungary	166	Sweden	1
Ireland	43	The UK	4

Total EU Personnel: 1451

Mission Goals: Provide safety and security; deny conditions for a resumption of violence; uphold the Dayton Accords

Cooperation with other organizations: NATO

EU engagement: High

Data Sources (Personnel/Troops): ISIS Europe, Pohl (2014)

Official Web Page: <http://www.euforbih.org/>

EU Rule of Law Mission in Kosovo (EULEX KOSOVO)

Country(s): Kosovo

Starting Year: 2008

Extension year/end: 2016

Ended mission: NO

Length in months: 84

Type: Military

Number of states at time of launch: 25 (peak 26 states)

Total number of personnel: 1650

Member States troop contribution:

Country	Personnel	Country	Personnel
Austria	25	Italy	182
Belgium	21	Latvia	7
Bulgaria	77	Lithuania	6
Croatia	0	Luxemburg	1
Cyprus	0	Malta	2
Czech Republic	29	The Netherlands	36
Denmark	37	Poland	138
Estonia	8	Portugal	17
Finland	75	Romania	196
France	188	Slovakia	18
Germany	118	Slovenia	0
Greece	38	Spain	9
Hungary	62	Sweden	85
Ireland	18	The UK	90

Total EU Personnel: 1483

Mission Goals: Assist and support the Kosovo authorities in the rule of law; mentor, monitor, and advise

Cooperation with other organizations: OSCE, UN

EU engagement: High

Data Sources (Personnel/Troops): Pohl (2014), ISIS Europe

Official Web Page: <http://www.eulex-kosovo.eu/>

EU Police Mission in Bosnia and Herzegovina (EUPM BiH)

Country(s): Bosnia and Herzegovina

Starting Year: 2003

Extension year/end: 2012

Ended mission: yes

Length in months: 125

Type: Civilian

Number of states at time of launch: 15 (peak 27 states)

Total number of personnel: 500

Member States troop contribution:

Country	Personnel	Country	Personnel
Austria	2	Italy	15
Belgium	2	Latvia	0
Bulgaria	2	Lithuania	0
Croatia	0	Luxemburg	0
Cyprus	1	Malta	1
Czech Republic	5	The Netherlands	8
Denmark	0	Poland	1
Estonia	1	Portugal	2
Finland	12	Romania	8
France	10	Slovakia	4
Germany	14	Slovenia	4
Greece	0	Spain	3
Hungary	3	Sweden	3
Ireland	5	The UK	6

Total EU Personnel: 112

Mission Goals: Strengthen the operational capacity and joint capability (including planning and investigations) of the law enforcement agencies engaged in the fight against organized crime and corruption; assist and promote development of criminal investigative capacities of BiH; enhance police-prosecution cooperation; strengthen police-penitentiary system cooperation; contribute to ensuring a suitable level of accountability

Cooperation with other organizations: OSCE, UN, NATO

EU engagement: High

Data Sources (Personnel/Troops): Pohl (2014), ISIS Europe

Official Web Page: http://www.eeas.europa.eu/csdp/missions-and-operations/eupm-bih/index_en.htm

EU Military Force in Congo (EUFOR RD Congo)

Country(s): Democratic Republic of Congo

Starting Year: 2006

Extension year/end: 2006

Ended mission: yes

Length in months: 5

Type: Military

Number of states at time of launch: 20 (peak 21 states)

Total number of personnel: 2259

Member States troop contribution:

Country	Personnel	Country	Personnel
Austria	3	Italy	56
Belgium	59	Latvia	0
Bulgaria	0	Lithuania	0
Croatia	0	Luxemburg	1
Cyprus	1	Malta	0
Czech Republic	0	The Netherlands	44
Denmark	0	Poland	125
Estonia	0	Portugal	53
Finland	11	Romania	0
France	975	Slovakia	0
Germany	745	Slovenia	1
Greece	1	Spain	132
Hungary	3	Sweden	50
Ireland	2	The UK	0

Total EU Personnel: 2259

Mission Goals: Secure the region during DRC's transition to democracy, focusing on elections in 2006; support UN mission MONUC

Cooperation with other organizations: UN

EU engagement: High

Data Sources (Personnel/Troops): SIPRI

Official Web Page: http://www.eeas.europa.eu/csdp/missions-and-operations/eufor-rd-congo/index_en.htm#

EU Police Mission AFGHANISTAN (EUPOL)

Country(s): Afghanistan

Starting Year: 2007

Extension year/end: 2016

Ended mission: No

Length in months: 102

Type: Civilian

Number of states at time of launch: 23 (peak 23 states)

Total number of personnel: 320

Member States troop contribution:

Country	Personnel	Country	Personnel
Austria	5	Italy	12
Belgium	4	Latvia	3
Bulgaria	2	Lithuania	3
Croatia	0	Luxemburg	0
Cyprus	0	Malta	0
Czech Republic	12	The Netherlands	38
Denmark	11	Poland	4
Estonia	4	Portugal	2
Finland	40	Romania	27
France	10	Slovakia	2
Germany	38	Slovenia	0
Greece	4	Spain	7
Hungary	11	Sweden	33
Ireland	6	The UK	30

Total EU Personnel: 308

Mission Goals: Support the reform of the police system, rule of law and human rights; support a sustainable relationship between the criminal justice and police systems

Cooperation with other organizations: none

EU engagement: High

Data Sources (Personnel/Troops): Pohl (2014), ISIS Europe

Official Web Page: <http://www.eupol-afg.eu/>

EU Police Mission PROXIMA, Former Yugoslav Republic of Macedonia (Proxima/ FYROM) 1 and 2

Country(s): The former Yugoslav Republic of Macedonia

Starting Year: 2003

Extension year/end: 2005

Ended mission: yes

Length in months: 24

Type: Civilian

Number of states at time of launch: 15 (peak 25 states)

Total number of personnel: 200

Member States troop contribution:

Country	Personnel	Country	Personnel
Austria	3	Italy	13
Belgium	6	Latvia	2
Bulgaria	0	Lithuania	2
Croatia	0	Luxemburg	1
Cyprus	4	Malta	0
Czech Republic	3	The Netherlands	15
Denmark	6	Poland	3
Estonia	0	Portugal	1
Finland	8	Romania	0
France	20	Slovakia	0
Germany	25	Slovenia	5
Greece	25	Spain	10
Hungary	5	Sweden	11
Ireland	2	The UK	7

Total EU Personnel: 177

Mission Goals: Assist in the consolidation of law and order and the fight against organized crime; aid in the establishment and development of a border police

Cooperation with other organizations: OSCE

EU engagement: High

Data Sources (Personnel/Troops): Pohl (2014), SIPRI

Official Web Page: http://www.eeas.europa.eu/csdp/missions-and-operations/proxima-fyrom/index_en.htm

Aceh Monitoring Mission - AMM

Country(s): Indonesia

Starting Year: 2005

Extension year/end: 2006

Ended mission: yes

Length in months: 15

Type: Civilian

Number of states at time of launch: 13 (peak 13 states)

Total number of personnel: 220

Member States troop contribution:

Country	Personnel	Country	Personnel
Austria	2	Italy	1
Belgium	5	Latvia	0
Bulgaria	0	Lithuania	2
Croatia	0	Luxemburg	0
Cyprus	0	Malta	0
Czech Republic	0	The Netherlands	10
Denmark	8	Poland	0
Estonia	0	Portugal	0
Finland	29	Romania	0
France	7	Slovakia	0
Germany	9	Slovenia	0
Greece	0	Spain	8
Hungary	0	Sweden	24
Ireland	3	The UK	11

Total EU Personnel: 119

Mission Goals: Monitor and support the disarmament of GAM; monitor human rights, new legislation, reintegration of GAM members into society; investigate and rule on amnesty cases

Cooperation with other organizations: ASEAN

EU engagement: Medium

Data Sources (Personnel/Troops): Pohl (2014), SIPRI

Official Web Page: http://www.eeas.europa.eu/csdp/missions-and-operations/aceh-amm/index_en.htm

EU Military Mission ARTEMIS, Democratic Republic of Congo (DRC)

Country(s): Democratic Republic of Congo

Starting Year: 2003

Extension year/end: 2003

Ended mission: Yes

Length in months: 4

Type: Military

Number of states at time of launch: 12 (peak 16 states)

Total number of personnel: 1807

Member States troop contribution:

Country	Personnel	Country	Personnel
Austria	3	Italy	1
Belgium	66	Latvia	0
Bulgaria	0	Lithuania	0
Croatia	0	Luxemburg	0
Cyprus	0	Malta	0
Czech Republic	0	The Netherlands	1
Denmark	0	Poland	0
Estonia	0	Portugal	0
Finland	0	Romania	0
France	1639	Slovakia	0
Germany	7	Slovenia	0
Greece	2	Spain	1
Hungary	1	Sweden	81
Ireland	5	The UK	0

Total EU Personnel: 1807

Mission Goals: Stabilize security conditions; improve humanitarian conditions in Bunia

Cooperation with other organizations: UN

EU engagement: Medium

Data Sources (Personnel/Troops): SIPRI

Official Web Page: http://www.eeas.europa.eu/csdp/missions-and-operations/artemis-drc/index_en.htm

EU Rule of Law Mission Georgia (EUJUST THEMIS)

Country(s): Georgia

Starting Year: 2004

Extension year/end: 2005

Ended mission: Yes

Length in months: 12

Type: Civilian

Number of states at time of launch: 10 (peak 10 states)

Total number of personnel: 10

Member States troop contribution:

Country	Personnel	Country	Personnel
Austria	0	Italy	1
Belgium	0	Latvia	1
Bulgaria	0	Lithuania	1
Croatia	0	Luxemburg	0
Cyprus	0	Malta	0
Czech Republic	0	The Netherlands	1
Denmark	1	Poland	1
Estonia	1	Portugal	0
Finland	0	Romania	0
France	1	Slovakia	0
Germany	1	Slovenia	0
Greece	0	Spain	0
Hungary	0	Sweden	1
Ireland	0	The UK	0

Total EU Personnel: 10

Mission Goals: Advise on the reform strategy for the criminal justice system and new legislation; assist in the general development of governmental reform strategy

Cooperation with other organizations: None

EU engagement: Medium

Data Sources (Personnel/Troops): Koutrakos P. (2013)

Official Web Page: http://www.eeas.europa.eu/csdp/missions-and-operations/eujust-themis-georgia/index_en.htm

EU Military Mission CONCORDIA/ FYROM, Former Yugoslav Republic of Macedonia

Country(s): Former Yugoslav Republic of Macedonia

Starting Year: 2003

Extension year/end: 2003

Ended mission: yes

Length in months: 10

Type: Military

Number of states at time of launch: 13 (peak 13 states)

Total number of personnel: 400

Member States troop contribution:

Country	Personnel	Country	Personnel
Austria	11	Italy	0
Belgium	26	Latvia	2
Bulgaria	2	Lithuania	1
Croatia	0	Luxemburg	1
Cyprus	0	Malta	0
Czech Republic	2	The Netherlands	3
Denmark	0	Poland	17
Estonia	1	Portugal	6
Finland	9	Romania	3
France	145	Slovakia	1
Germany	26	Slovenia	1
Greece	21	Spain	16
Hungary	2	Sweden	14
Ireland	0	The UK	3

Total EU Personnel: 313

Mission Goals: Provide for the general safety and security of the nation; monitor and assist in the implementation of the Ohrid Framework Agreement

Cooperation with other organizations: NATO

EU engagement: Medium

Data Sources (Personnel/Troops): Pohl (2014), Grevi, Lynch et al. (2005)

Official Web Page: http://eeas.europa.eu/csdp/missions-and-operations/concordia/index_en.htm

EU Police Mission in Palestinian Territories (EUPOL COPPS/ Palestinian Territories)

Country(s): Palestinian Territories

Starting Year: 2005

Extension year/end: 2016

Ended mission: No

Length in months: 121

Type: Civilian

Number of states at time of launch: 16 (peak 17 states)

Total number of personnel: 58

Member States troop contribution:

Country	Personnel	Country	Personnel
Austria	0	Italy	9
Belgium	4	Latvia	0
Bulgaria	1	Lithuania	1
Croatia	0	Luxemburg	0
Cyprus	1	Malta	0
Czech Republic	1	The Netherlands	4
Denmark	4	Poland	0
Estonia	1	Portugal	0
Finland	4	Romania	1
France	3	Slovakia	1
Germany	5	Slovenia	2
Greece	0	Spain	3
Hungary	0	Sweden	6
Ireland	1	The UK	6

Total EU Personnel: 58

Mission Goals: Support the development of a Palestinian police force; assist in the implementation of the Police Development Programme; coordinate further EU and international assistance

Cooperation with other organizations: none

EU engagement: Medium

Data Sources (Personnel/Troops): ISIS Europe

Official Web Page: <http://eupolcopps.eu/>

EU Border Assistance Mission to Moldova and Ukraine (EUBAM Moldova - Ukraine)

Country(s): Moldova and Ukraine

Starting Year: 2005

Extension year/end: 2015

Ended mission: No

Length in months: 120

Type: Civilian

Number of states at time of launch: 22 (peak 22 states)

Total Number of Personnel: 120

Member States troop contribution:

Country	Personnel	Country	Personnel
Austria	1	Italy	4
Belgium	1	Latvia	3
Bulgaria	12	Lithuania	4
Croatia	0	Luxemburg	0
Cyprus	2	Malta	0
Czech Republic	0	The Netherlands	0
Denmark	0	Poland	17
Estonia	3	Portugal	0
Finland	5	Romania	6
France	0	Slovakia	6
Germany	16	Slovenia	1
Greece	0	Spain	3
Hungary	8	Sweden	2
Ireland	1	The UK	0

Total EU Personnel: 95

Mission Goals: Provide assistance in customs and borders areas; establish communication of data and information on border exchange; prevent illicit trade of goods and humans

Cooperation with other organizations: OSCE

EU engagement: Medium

Data Sources (Personnel/Troops): Pohl (2014), Operationpaix.net, EUBAM website, UNDP in Ukraine

Official Web Page: <http://www.eubam.org/en>

EU Somalia Training Mission (EUTM Somalia)

Country(s): Somalia

Starting Year: 2010

Extension year/end: 2016

Ended mission: No

Length in months: 68

Type: Military

Number of states at time of launch: 14 (peak 14 states)

Total number of personnel: 125

Member States troop contribution:

Country	Personnel	Country	Personnel
Austria	0	Italy	5
Belgium	5	Latvia	0
Bulgaria	0	Lithuania	0
Croatia	0	Luxemburg	1
Cyprus	0	Malta	3
Czech Republic	0	The Netherlands	0
Denmark	0	Poland	0
Estonia	0	Portugal	15
Finland	4	Romania	0
France	25	Slovakia	0
Germany	13	Slovenia	0
Greece	0	Spain	38
Hungary	2	Sweden	4
Ireland	4	The UK	2

Total EU Personnel: 121

Mission Goals: Provide training for the development and strengthening of Somali security forces

Cooperation with other organizations: UN, African Union (AU)

EU engagement: Medium

Data Sources (Personnel/Troops): Pohl (2014), ISIS Europe

Official Web Page: http://eeas.europa.eu/csdp/missions-and-operations/eutm-somalia/index_en.htm

EU Police Advisory Team Former Yugoslav Republic of Macedonia (EUPAT)

Country(s): Former Yugoslav Republic of Macedonia

Starting Year: 2005

Extension year/end: 2006

Ended mission: Yes

Length in months: 7

Type: Civilian

Number of states at time of launch: 16 (peak 16 states)

Total number of personnel: 30

Member States troop contribution:

Country	Personnel	Country	Personnel
Austria	1	Italy	5
Belgium	1	Latvia	1
Bulgaria	0	Lithuania	0
Croatia	0	Luxemburg	0
Cyprus	1	Malta	0
Czech Republic	0	The Netherlands	0
Denmark	2	Poland	0
Estonia	0	Portugal	0
Finland	1	Romania	0
France	5	Slovakia	1
Germany	4	Slovenia	1
Greece	0	Spain	1
Hungary	1	Sweden	2
Ireland	0	The UK	2

Total EU Personnel: 29

Mission Goals: Reduce organized crime and corruption; build cooperation between the police and justice systems; advise on public peace, order, and accountability

Cooperation with other organizations: none

EU engagement: Medium

Data Sources (Personnel/Troops): Pohl (2014), SIPRI

Official Web Page: http://eeas.europa.eu/csdp/missions-and-operations/eupat/index_en.htm

EU Support to AMIS (Darfur)

Country(s): Sudan (Darfur)

Starting Year: 2005

Extension year/end: 2007

Ended mission: Yes

Length in months: 29

Type: Civilian and Military

Number of states at time of launch: 15 (peak 15 states)

Total number of personnel: 50

Member States troop contribution:

Country	Personnel	Country	Personnel
Austria	3	Italy	3
Belgium	0	Latvia	0
Bulgaria	0	Lithuania	0
Croatia	3	Luxemburg	0
Cyprus	0	Malta	0
Czech Republic	0	The Netherlands	0
Denmark	6	Poland	2
Estonia	0	Portugal	0
Finland	2	Romania	12
France	0	Slovakia	0
Germany	13	Slovenia	0
Greece	0	Spain	0
Hungary	0	Sweden	3
Ireland	0	The UK	2

Total EU Personnel: 49

Mission Goals: Monitor the 2004 Ceasefire Agreement; support the securitization of Darfur by confidence-building, ensuring humanitarian aid, and the return of displaced persons and refugees

Cooperation with other organizations: African Union (AU)

EU engagement: Medium

Data Sources (Personnel/Troops): Pohl (2014), ISIS Europe

Official Web Page: http://www.eeas.europa.eu/csdp/missions-and-operations/eu-support-amis-darfur/index_en.htm

EU Military Bridging Mission (EUFOR TCHAD/RCA)

Country(s): Tchad and Central African Republic

Starting Year: 2008

Extension year/end: 2009

Ended mission: Yes

Length in months: 12

Type: Military

Number of states at time of launch: 23 (peak 23 states)

Total Number of Personnel: 3300

Member States troop contribution:

Country	Personnel	Country	Personnel
Austria	250	Italy	0
Belgium	0	Latvia	0
Bulgaria	0	Lithuania	0
Croatia	0	Luxemburg	0
Cyprus	0	Malta	0
Czech Republic	0	The Netherlands	0
Denmark	0	Poland	350
Estonia	0	Portugal	0
Finland	0	Romania	0
France	2100	Slovakia	0
Germany	0	Slovenia	0
Greece	0	Spain	0
Hungary	0	Sweden	200
Ireland	350	The UK	0

Total EU Personnel: 3250

Mission Goals: Protect civilians, displaced persons and refugees from Darfur; assist in the delivery of humanitarian aid; ensure the safety of UN personnel and facilities

Cooperation with other organizations: UN

EU engagement: Medium

Data Sources (Personnel/Troops): Pohl (2014), ISIS Europe

Official Web Page: http://www.eeas.europa.eu/csdp/missions-and-operations/eufor-tchad-rca/index_en.htm#

EU Regional Maritime Capacity Building for the Horn of Africa and the Western Indian Ocean (EUCAP Nestor)

Country(s): Horn of Africa (Somalia, Seychelles)

Starting Year: 2012

Extension year/end: 2016

Ended mission: No

Length in months: 41

Type: Civilian

Number of states at time of launch: 16 (peak 16 states)

Total Number of Personnel: 167

Member States troop contribution:

Country	Personnel	Country	Personnel
Austria	0	Italy	7
Belgium	3	Latvia	0
Bulgaria	0	Lithuania	0
Croatia	0	Luxemburg	0
Cyprus	0	Malta	0
Czech Republic	1	The Netherlands	2
Denmark	4	Poland	1
Estonia	0	Portugal	0
Finland	1	Romania	0
France	9	Slovakia	0
Germany	8	Slovenia	0
Greece	2	Spain	5
Hungary	1	Sweden	4
Ireland	1	The UK	19

Total EU Personnel: 68

Mission Goals: Support and enhance the development of regional capabilities in maritime security, including counter-piracy, and maritime governance; reinforce coast guard functions; support the rule of law and the judiciary and, in Somalia, assist in the development of a coastal police

Cooperation with other organizations: African Union (AU)

EU engagement: Medium

Data Sources (Personnel/Troops): Pohl (2014), ISIS Europe

Official Web Page: <https://www.eucap-nestor.eu/>

EU Aviation Security South Sudan (EUAVSEC South Sudan)

Country(s): South Sudan

Starting Year: 2012

Extension year/end: 2014

Ended mission: Yes

Length in months: 17

Type: Civilian

Number of states at time of launch: 12 (peak 12 states)

Total Number of Personnel: 44

Member States troop contribution:

Country	Personnel	Country	Personnel
Austria	0	Italy	1
Belgium	1	Latvia	0
Bulgaria	0	Lithuania	1
Croatia	0	Luxemburg	0
Cyprus	0	Malta	0
Czech Republic	0	The Netherlands	0
Denmark	6	Poland	0
Estonia	0	Portugal	1
Finland	2	Romania	2
France	0	Slovakia	0
Germany	6	Slovenia	0
Greece	0	Spain	2
Hungary	2	Sweden	5
Ireland	0	The UK	3

Total EU Personnel: 32

Mission Goals: Prevent deliberate acts of unlawful interference against airports, aircraft, crew, and passengers; assist and advise South Sudan authorities to establish the aviation security organization at the Ministry of Transport and strengthen aviation security at Juba International Airport; train and mentor security services, provide advice and assistance on aviation security, and support the coordination of security activities related to aviation

Cooperation with other organizations: None

EU engagement: Medium

Data Sources (Personnel/Troops): Pohl (2014), ISIS Europe

Official Web Page: http://www.eeas.europa.eu/csdp/missions-and-operations/euavsec-south-sudan/index_en.htm

EU Training Mission Mali (EUTM Mali)

Country(s): Mali

Starting Year: 2013

Extension year/end: 2016

Ended mission: No

Length in months: 34

Type: Military

Number of states at time of launch: 22 (peak 22 states)

Total Number of Personnel: 570

Member States troop contribution:

Country	Personnel	Country	Personnel
Austria	8	Italy	7
Belgium	34	Latvia	2
Bulgaria	0	Lithuania	2
Croatia	0	Luxemburg	1
Cyprus	0	Malta	0
Czech Republic	33	The Netherlands	0
Denmark	0	Poland	20
Estonia	2	Portugal	1
Finland	11	Romania	1
France	207	Slovakia	0
Germany	0	Slovenia	3
Greece	0	Spain	59
Hungary	13	Sweden	13
Ireland	8	The UK	40

Total EU Personnel: 465

Mission Goals: Fully restore constitutional and democratic order through the implementation of the road-map adopted on 29 January by the National Assembly; help the Malian authorities to exercise fully their sovereignty over the whole of the country; neutralize organized crime and terrorist threats

Cooperation with other organizations: UN

EU engagement: Medium

Data Sources (Personnel/Troops): Interview, ISIS Europe

Official Web Page: <http://www.eutmmali.eu/>

EU Border Assistance Mission Libya (EUBAM Libya)

Country(s): Libya

Starting Year: 2013

Extension year/end: 2016

Ended mission: No

Length in months: 26

Type: Civilian

Number of states at time of launch: 14 (peak 14 states)

Total Number of Personnel: 100

Member States troop contribution:

Country	Personnel	Country	Personnel
Austria	0	Italy	7
Belgium	3	Latvia	0
Bulgaria	0	Lithuania	0
Croatia	0	Luxemburg	0
Cyprus	0	Malta	2
Czech Republic	0	The Netherlands	0
Denmark	3	Poland	0
Estonia	0	Portugal	0
Finland	6	Romania	0
France	1	Slovakia	0
Germany	1	Slovenia	0
Greece	1	Spain	0
Hungary	0	Sweden	4
Ireland	0	The UK	2

Total EU Personnel: 30

Mission Goals: Support the Libyan authorities in developing border management and security along the country's land, sea, and air borders; advise, train, and mentor Libyan counterparts in strengthening the border services in accordance with international standards and best practices; advise the Libyan authorities on the development of a national Integrated Border Management (IBM) strategy

Cooperation with other organizations: UN

EU engagement: Medium

Data Sources (Personnel/Troops): Pohl (2014), OperationsPaix

Official Web Page: http://eeas.europa.eu/csdp/missions-and-operations/eubam-libya/index_en.htm

EU Advisory Mission for Civilian Security Sector Reform Ukraine (EUAM Ukraine)

Country(s): Ukraine

Starting Year: 2014

Extension year/end: 2016

Ended mission: No

Length in months: 18

Type: Civilian

Number of states at time of launch: 19 (peak 19 states)

Total Number of Personnel: 54

Member States troop contribution:

Country	Personnel	Country	Personnel
Austria	1	Italy	3
Belgium	1	Latvia	2
Bulgaria	1	Lithuania	3
Croatia	0	Luxemburg	1
Cyprus	0	Malta	0
Czech Republic	1	The Netherlands	3
Denmark	4	Poland	0
Estonia	2	Portugal	0
Finland	4	Romania	4
France	2	Slovakia	0
Germany	10	Slovenia	0
Greece	2	Spain	0
Hungary	0	Sweden	5
Ireland	2	The UK	3

Total EU Personnel: 54

Mission Goals: Assist Ukraine in the reform of the civilian security sector, police, and the rule of law; provide strategic advice for the development of sustainable, accountable, and efficient security services that contribute to strengthening the rule of law in Ukraine; Support the elaboration of revised security strategies and the rapid implementation of reforms in coordination with other EU efforts, OSCE and other international partners

Cooperation with other organizations: OSCE

EU engagement: Medium

Data Sources (Personnel/Troops): EEAS Civilian Planning and Conduct Capability (CPCC) Personnel

Figures as of 30/04/2015

Official Web Page: <http://www.euam-ukraine.eu/>

EU Security Sector Reform in Guinea-Bissau (EU-SSR)

Country(s): Guinea Bissau

Starting Year: 2008

Extension year/end: 2010

Ended mission: Yes

Length in months: 24

Type: Civilian

Number of states at time of launch: 6 (peak 6 states)

Total Number of Personnel: 18

Member States troop contribution:

Country	Personnel	Country	Personnel
Austria	0	Italy	1
Belgium	0	Latvia	0
Bulgaria	0	Lithuania	0
Croatia	0	Luxemburg	0
Cyprus	0	Malta	0
Czech Republic	0	The Netherlands	0
Denmark	0	Poland	0
Estonia	0	Portugal	11
Finland	0	Romania	0
France	2	Slovakia	0
Germany	1	Slovenia	0
Greece	0	Spain	3
Hungary	0	Sweden	0
Ireland	0	The UK	0

Total EU Personnel: 18

Mission Goals: Restructure security forces; implement laws; assist in the development and articulation of future donors

Cooperation with other organizations: None

EU engagement: Low

Data Sources (Personnel/Troops): SIPRI

Official Web Page: http://eeas.europa.eu/csdp/missions-and-operations/eu-ssr-guinea-bissau/index_en.htm

EU Security Sector Reform Mission in the Democratic Republic of the Congo (EUSEC RD Congo)

Country(s): Congo Democratic Republic

Starting Year: 2005

Extension year/end: 2016

Ended mission: No

Length in months: 127

Type: Civilian

Number of states at time of launch: 13 (peak 13 states)

Total Number of Personnel: 50

Member States troop contribution:

Country	Personnel	Country	Personnel
Austria	2	Italy	1
Belgium	10	Latvia	0
Bulgaria	0	Lithuania	0
Croatia	0	Luxemburg	1
Cyprus	0	Malta	0
Czech Republic	0	The Netherlands	3
Denmark	0	Poland	0
Estonia	0	Portugal	2
Finland	1	Romania	0
France	16	Slovakia	0
Germany	3	Slovenia	0
Greece	0	Spain	1
Hungary	2	Sweden	1
Ireland	0	The UK	2

Total EU Personnel: 45

Mission Goals: Advise the integration of Congolese army; conduct various projects including conducting a census of the army

Cooperation with other organizations: None

EU engagement: Low

Data Sources (Personnel/Troops): Pohl (2014), ISIS Europe

Official Web Page: http://eeas.europa.eu/csdp/missions-and-operations/eusec-rd-congo/index_en.htm

EU Police Mission Congo (EUPOL RD CONGO)

Country(s): Congo Democratic Republic

Starting Year: 2007

Extension year/end: 2014

Ended mission: yes

Length in months: 87

Type: Civilian

Number of states at time of launch: 7 (peak 9 states)

Total Number of Personnel: 60

Member States troop contribution:

Country	Personnel	Country	Personnel
Austria	0	Italy	1
Belgium	12	Latvia	0
Bulgaria	0	Lithuania	0
Croatia	0	Luxemburg	0
Cyprus	0	Malta	0
Czech Republic	0	The Netherlands	0
Denmark	0	Poland	0
Estonia	0	Portugal	4
Finland	1	Romania	1
France	16	Slovakia	0
Germany	2	Slovenia	0
Greece	0	Spain	0
Hungary	0	Sweden	4
Ireland	0	The UK	0

Total EU Personnel: 41

Mission Goals: Support reform of Congolese security and justice sectors; restructure the Congolese police force; improve interactions between the criminal justice system and police

Cooperation with other organizations: UN

EU engagement: Low

Data Sources (Personnel/Troops): Pohl (2014), ISIS Europe

Official Web Page: http://eeas.europa.eu/csdp/missions-and-operations/eupol-rd-congo/index_en.htm

EU Policy Mission in Kinshasa (Democratic Republic of the Congo) (EUPOL Kinshasa)

Country(s): Congo Democratic Republic

Starting Year: 2005

Extension year/end: 2007

Ended mission: Yes

Length in months: 26

Type: Civilian

Number of states at time of launch: 6 (peak 6 states)

Total Number of Personnel: 27

Member States troop contribution:

Country	Personnel	Country	Personnel
Austria	0	Italy	4
Belgium	2	Latvia	0
Bulgaria	0	Lithuania	0
Croatia	0	Luxemburg	0
Cyprus	0	Malta	0
Czech Republic	0	The Netherlands	2
Denmark	0	Poland	0
Estonia	0	Portugal	6
Finland	0	Romania	0
France	12	Slovakia	0
Germany	0	Slovenia	0
Greece	0	Spain	0
Hungary	0	Sweden	1
Ireland	0	The UK	0

Total EU Personnel: 27

Mission Goals: Establish and train an Integrated Police Unit; improve communication between the police and criminal justice sectors

Cooperation with other organizations: UN

EU engagement: Low

Data Sources (Personnel/Troops): ISIS Europe

Official Web Page: http://eeas.europa.eu/csdp/missions-and-operations/eupol-kinshasa/index_en.htm

EU Integrated Rule of Law Mission Iraq (EUJUST LEX-Iraq)

Country(s): Iraq

Starting Year: 2005

Extension year/end: 2013

Ended mission: Yes

Length in months: 101

Type: Civilian

Number of states at time of launch: 13 (peak 17 states)

Total Number of Personnel: 60

Member States troop contribution:

Country	Personnel	Country	Personnel
Austria	0	Italy	0
Belgium	3	Latvia	0
Bulgaria	0	Lithuania	0
Croatia	0	Luxemburg	0
Cyprus	0	Malta	0
Czech Republic	2	The Netherlands	2
Denmark	1	Poland	1
Estonia	0	Portugal	4
Finland	3	Romania	12
France	1	Slovakia	2
Germany	6	Slovenia	0
Greece	0	Spain	9
Hungary	0	Sweden	3
Ireland	0	The UK	5

Total EU Personnel: 54

Mission Goals: Promote the protection of human rights; strengthen the rule of law; train officers of the Iraqi police and judicial systems

Cooperation with other organizations: None

EU engagement: Medium

Data Sources (Personnel/Troops): Pohl (2014), ISIS Europe

Official Web Page: http://www.eeas.europa.eu/csdp/missions-and-operations/eujust-lex-iraq/index_en.htm

EU Border Assistance Mission in Rafah (EUBAM RAFAH)

Country(s): Palestinian Territories

Starting Year: 2005

Extension year/end: 2016

Ended mission: No

Length in months: 121

Type: Civilian

Number of states at time of launch: 18 (peak 21 states)

Total Number of Personnel: 71

Member States troop contribution:

Country	Personnel	Country	Personnel
Austria	0	Italy	15
Belgium	4	Latvia	0
Bulgaria	0	Lithuania	0
Croatia	0	Luxemburg	1
Cyprus	0	Malta	0
Czech Republic	0	The Netherlands	3
Denmark	3	Poland	0
Estonia	1	Portugal	4
Finland	5	Romania	4
France	7	Slovakia	0
Germany	5	Slovenia	0
Greece	2	Spain	10
Hungary	0	Sweden	5
Ireland	0	The UK	2

Total EU Personnel: 71

Mission Goals: Confidence building between Israel and Palestine; monitor the implementation of customs and crossing agreements; oversee general border management

Cooperation with other organizations: None

EU engagement: Low

Data Sources (Personnel/Troops): SIPRI

Official Web Page: <http://www.eubam-rafah.eu/>

EU Capacity Building Sahel Niger (EUCAP Sahel Niger)

Country(s): Niger

Starting Year: 2012

Extension year/end: 2016

Ended mission: No

Length in months: 40

Type: Civilian

Number of states at time of launch: 10 (peak 11 states)

Total Number of Personnel: 41

Member States troop contribution:

Country	Personnel	Country	Personnel
Austria	0	Italy	5
Belgium	0	Latvia	0
Bulgaria	6	Lithuania	1
Croatia	0	Luxemburg	0
Cyprus	0	Malta	0
Czech Republic	0	The Netherlands	0
Denmark	1	Poland	0
Estonia	0	Portugal	0
Finland	0	Romania	1
France	18	Slovakia	0
Germany	2	Slovenia	0
Greece	0	Spain	4
Hungary	0	Sweden	2
Ireland	0	The UK	1

Total EU Personnel: 41

Mission Goals: Help Niger's security forces achieve interoperability and develop their operating strategies; strengthen the Nigerian security sector's expertise in combating terrorism and organized crime; improve the human resources, training, and logistics management policies to ensure that the achievements made under objectives 1 and 2 can be sustained; support the development of regional and international coordination in the fight against terrorism and organized crime

Cooperation with other organizations: None

EU engagement: Low

Data Sources (Personnel/Troops): ISIS Europe

Official Web Page: http://eeas.europa.eu/csdp/missions-and-operations/eucap-sahel-niger/index_en.htm

EU Military Force RCA (EUFOR RCA)

Country(s): Central African Republic

Starting Year: 2014

Extension year/end: 2015

Ended mission: Yes

Length in months: 13

Type: Military

Number of states at time of launch: 11 (peak 11 states)

Total Number of Personnel: 700

Member States troop contribution:

Country	Personnel	Country	Personnel
Austria	6	Italy	49
Belgium	0	Latvia	40
Bulgaria	0	Lithuania	1
Croatia	0	Luxemburg	1
Cyprus	0	Malta	0
Czech Republic	0	The Netherlands	1
Denmark	0	Poland	50
Estonia	0	Portugal	0
Finland	30	Romania	0
France	250	Slovakia	0
Germany	4	Slovenia	0
Greece	0	Spain	99
Hungary	0	Sweden	0
Ireland	0	The UK	0

Total EU Personnel: 531

Mission Goals: Provide temporary support in achieving a safe and secure environment in the Bangui area, with a view to handing over to African partners; protect the populations most at risk, creating the conditions for providing humanitarian aid

Cooperation with other organizations: UN, African Union (AU)

EU engagement: Low

Data Sources (Personnel/Troops): French Government, EEAS website, ISIS Europe

Official Web Page: http://eeas.europa.eu/csdp/missions-and-operations/eufor-rca/index_en.htm

EU Capacity Building Sahel Mali (EUCAP Sahel Mali)

Country(s): Mali

Starting Year: 2014

Extension year/end: 2016

Ended mission: No

Length in months: 20

Type: Civilian

Number of states at time of launch: 11 (peak 11 states)

Total Number of Personnel: 31

Member States troop contribution:

Country	Personnel	Country	Personnel
Austria	0	Italy	5
Belgium	0	Latvia	0
Bulgaria	1	Lithuania	0
Croatia	0	Luxemburg	1
Cyprus	0	Malta	0
Czech Republic	0	The Netherlands	1
Denmark	0	Poland	0
Estonia	0	Portugal	0
Finland	2	Romania	1
France	13	Slovakia	0
Germany	2	Slovenia	0
Greece	0	Spain	2
Hungary	0	Sweden	2
Ireland	0	The UK	1

Total EU Personnel: 31

Mission Goals: Deliver strategic advice and training for the three internal security forces in Mali, i.e. the police, Gendarmerie, and Garde Nationale, and coordinate with international partners

Cooperation with other organizations: UN

EU engagement: Low

Data Sources (Personnel/Troops): EEAS Civilian Planning and Conduct Capability (CPCC) Personnel Figures as of 30/04/2015

Official Web Page: http://eeas.europa.eu/csdp/missions-and-operations/eucap-sahel-mali/index_en.htm

PART IV

4.1 Trends

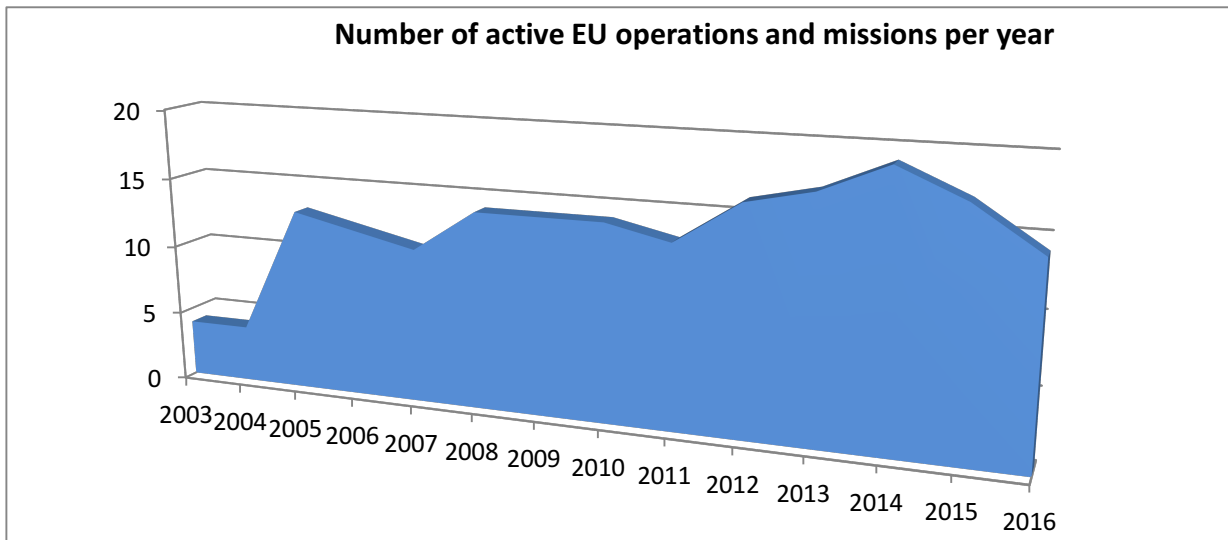


Figure 4.1 Number of active EU operations and missions per year

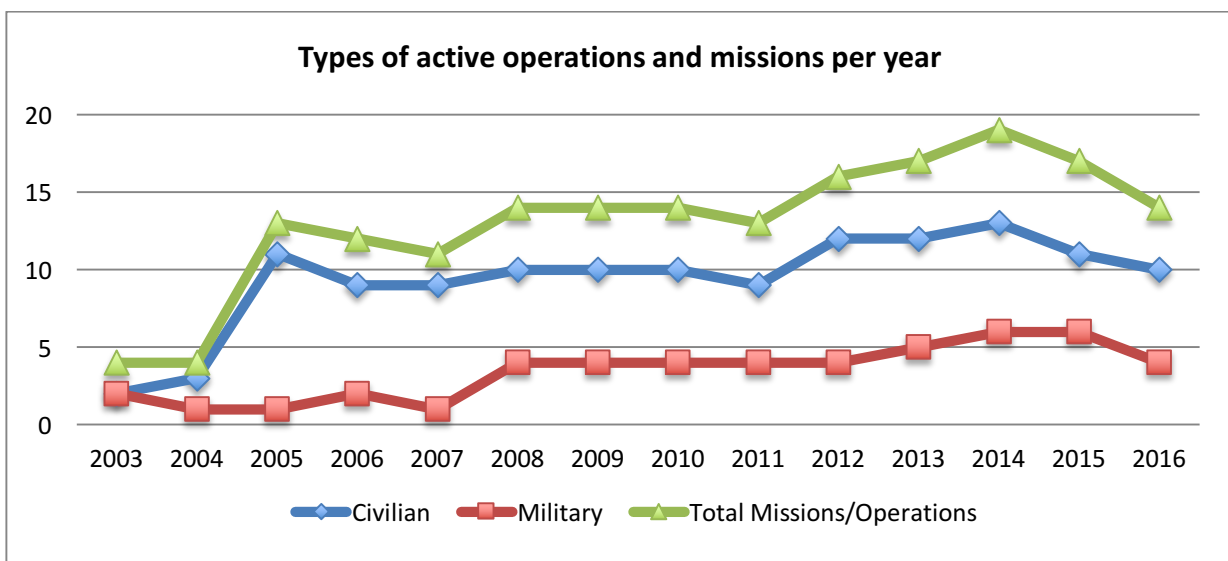


Figure 4.2 Types of active operations and missions per year⁵

⁵ Mission Support to Amis (Darfur) not included.

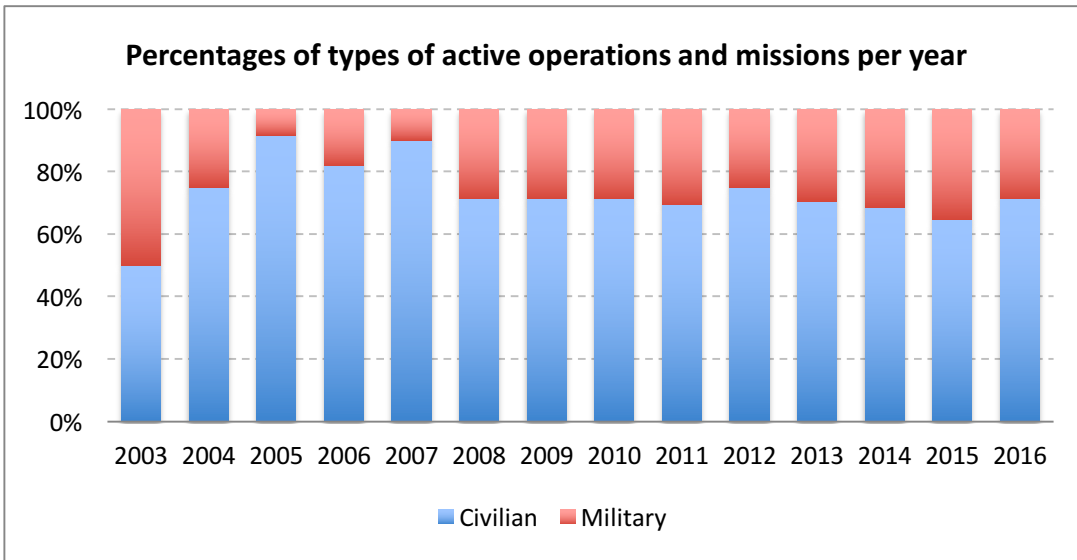


Figure 4.3 Percentages of types of active operations and missions per year⁶

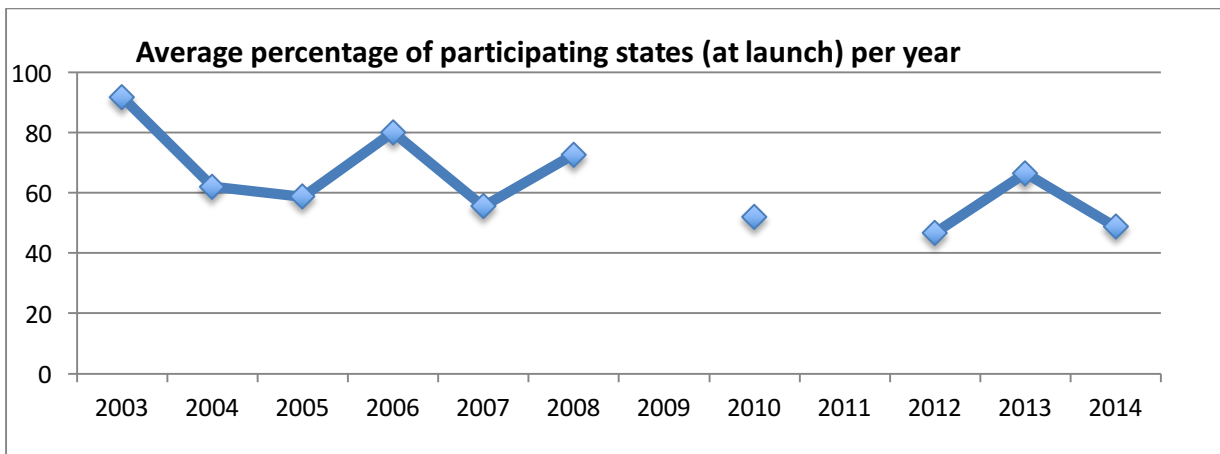


Figure 4.4 Average percentage of participating states (at launch) per year

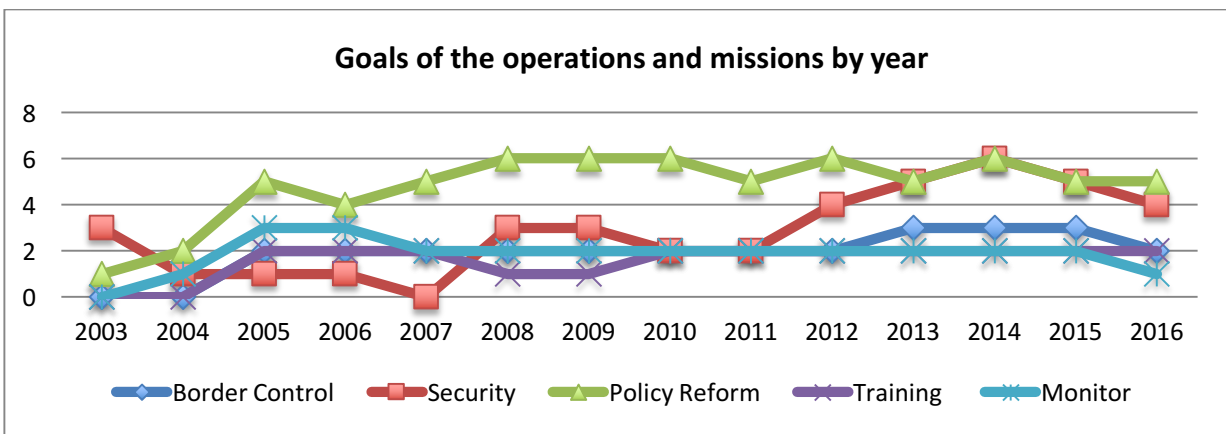


Figure 4.5 Goals of the operations and missions by year

⁶ Mission Support to Amis (Darfur) not included.

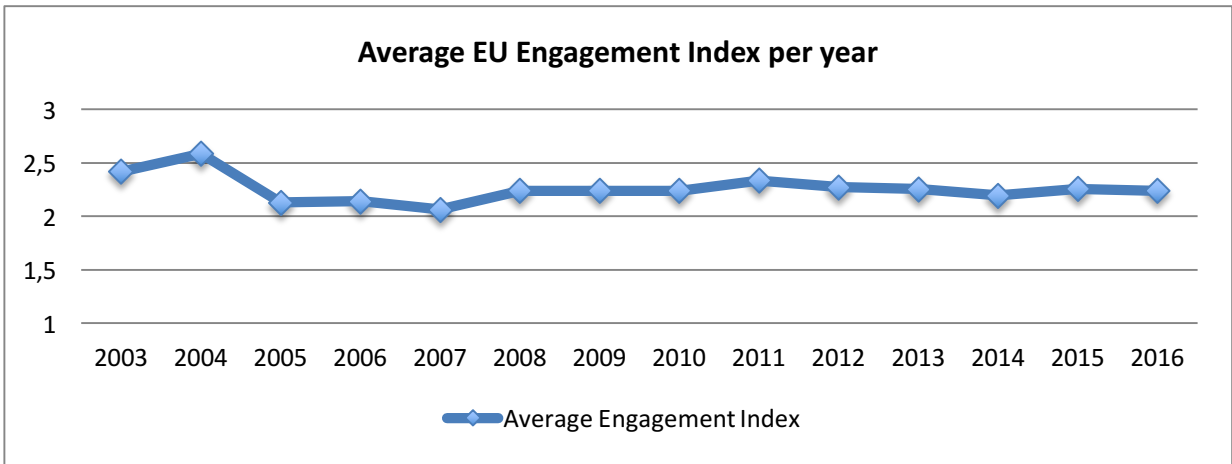


Figure 4.6 Average EU Engagement Index per year

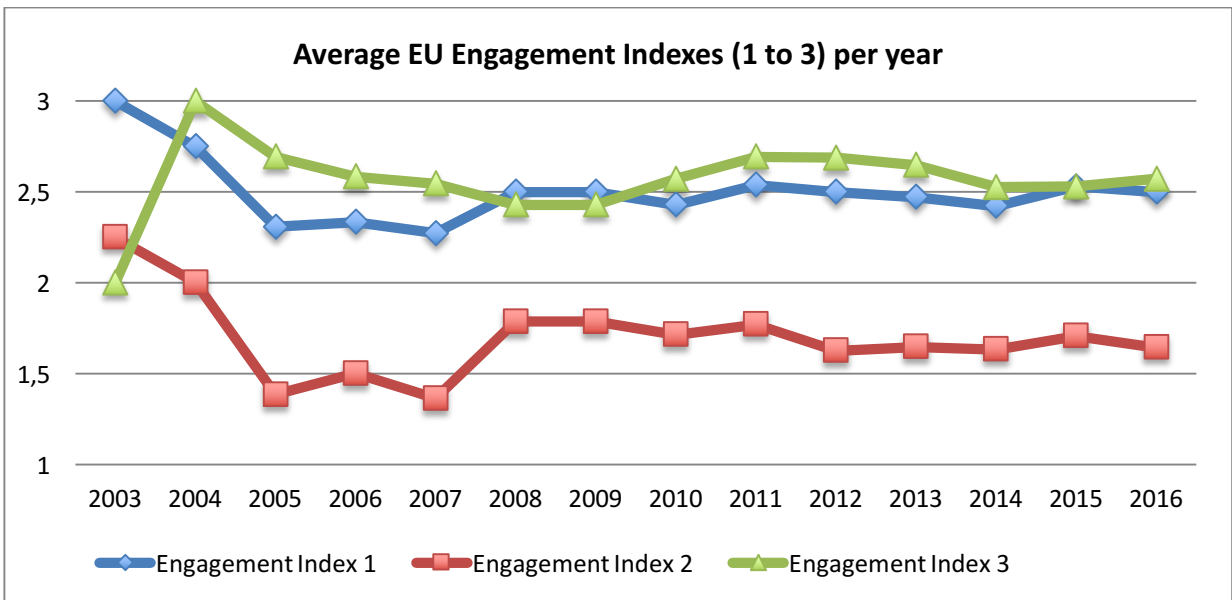


Figure 4.7 Average EU Engagement Indexes (1 to 3) per year

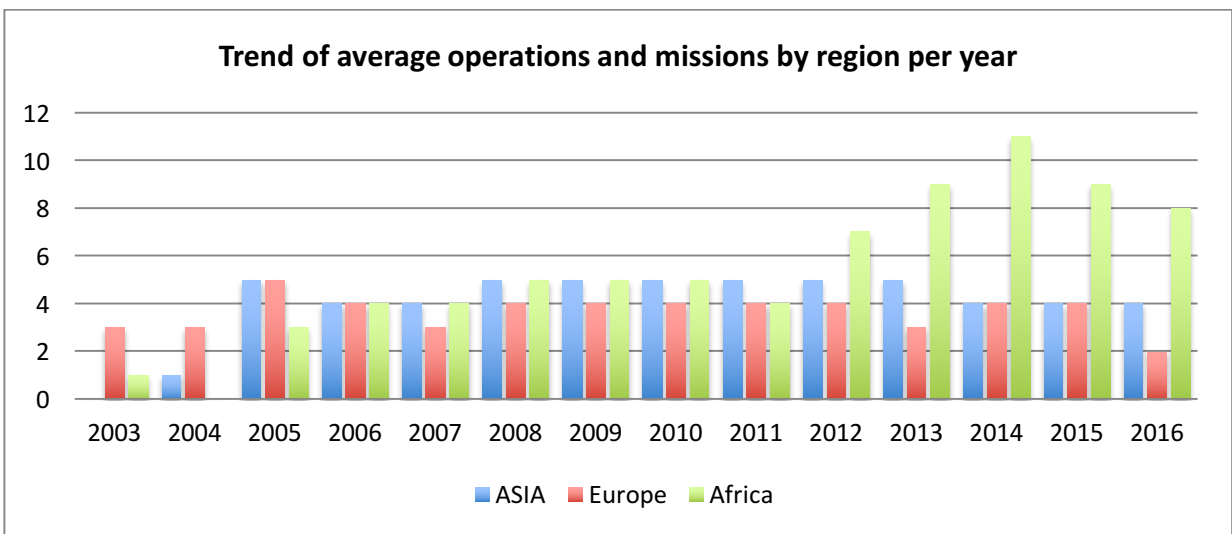


Figure 4.8 Trend of average operations and missions by region per year

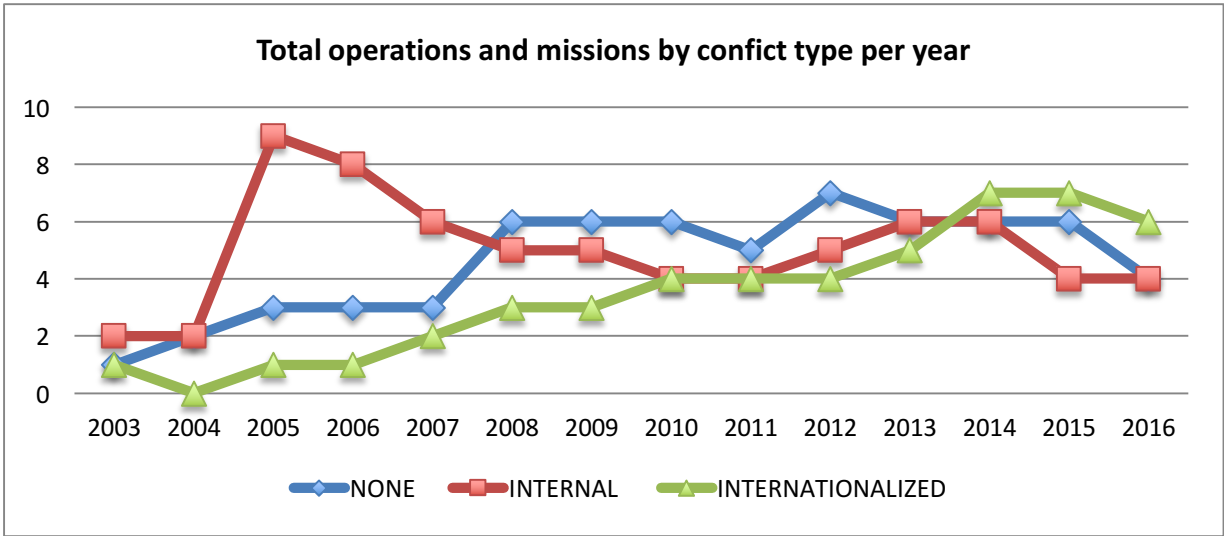


Figure 4.9 Total operations and missions by conflict type per year

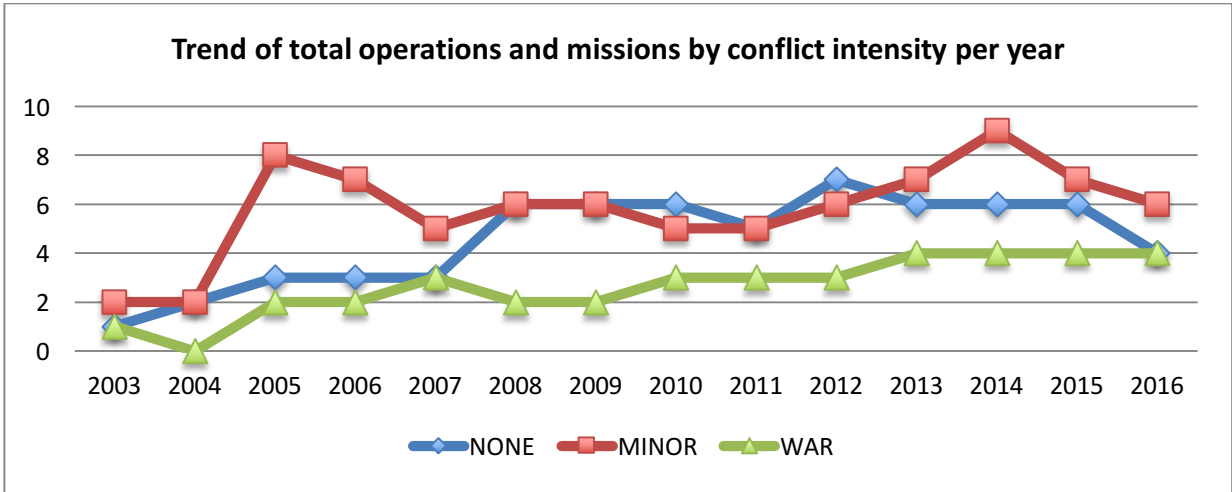


Figure 4.10 Trend of total operations and missions by conflict intensity per year

4.2 Cooperation among Member States

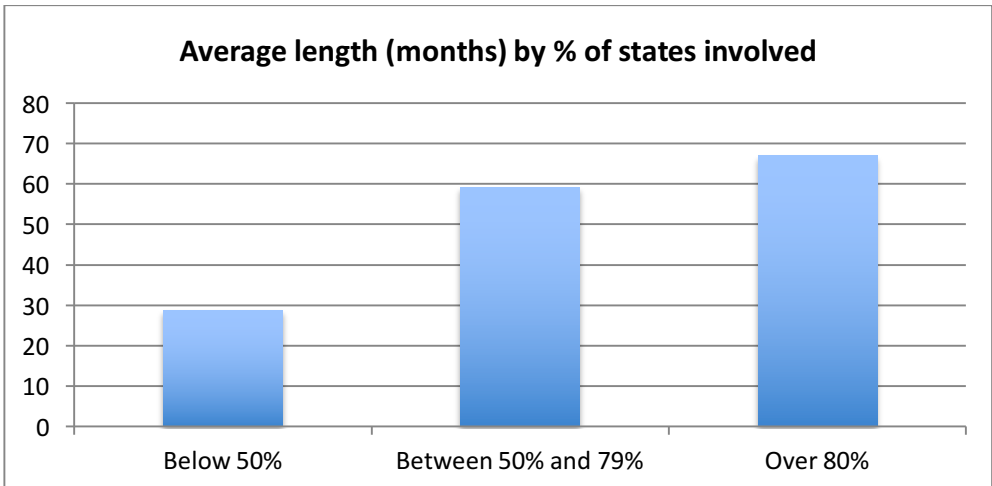


Figure 4.11 Average length (months) by percentage of states involved

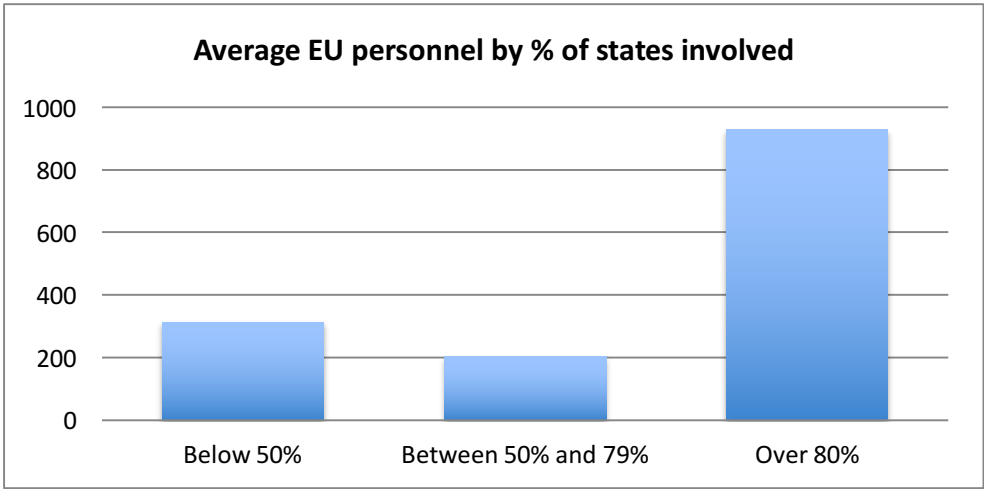


Figure 4.12 Average EU personnel by percentage of states involved

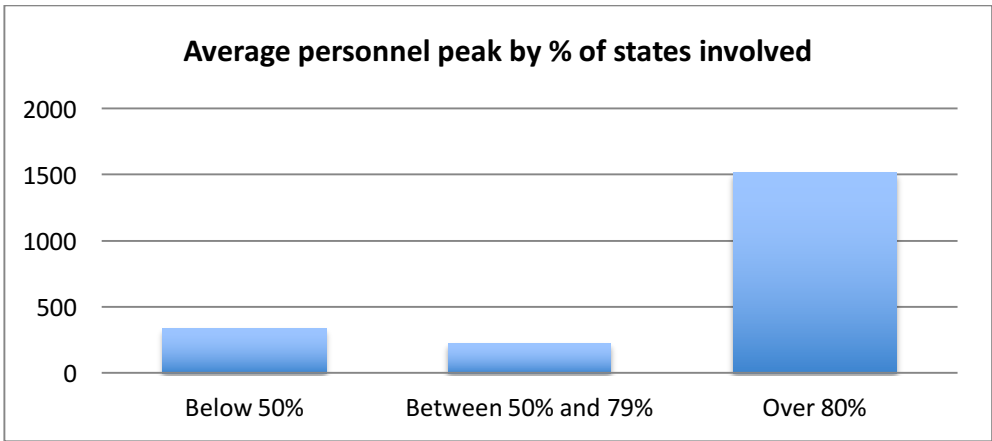


Figure 4.13 Average personnel peak by percentage of states involved

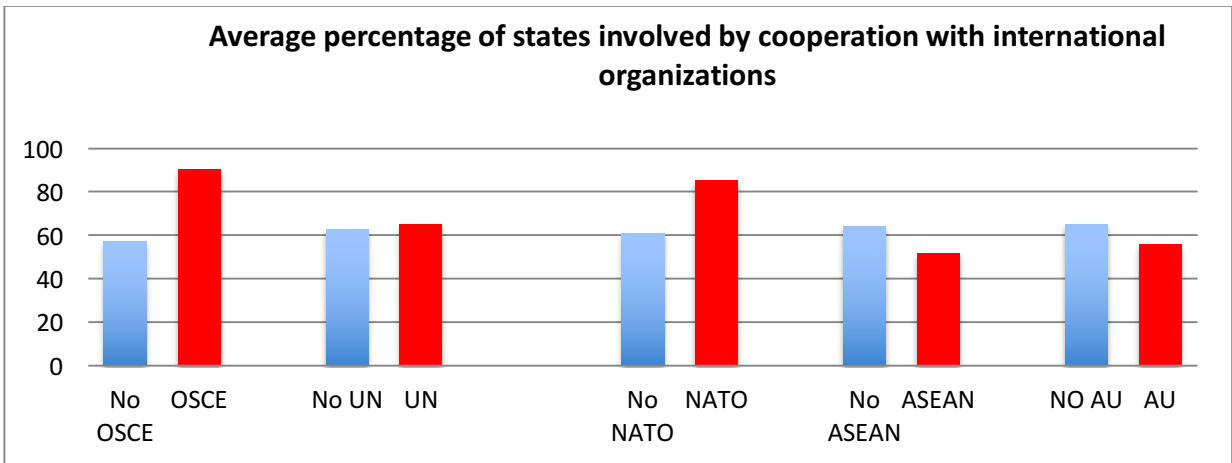


Figure 4.14 Average percentage of states involved by cooperation with international organizations

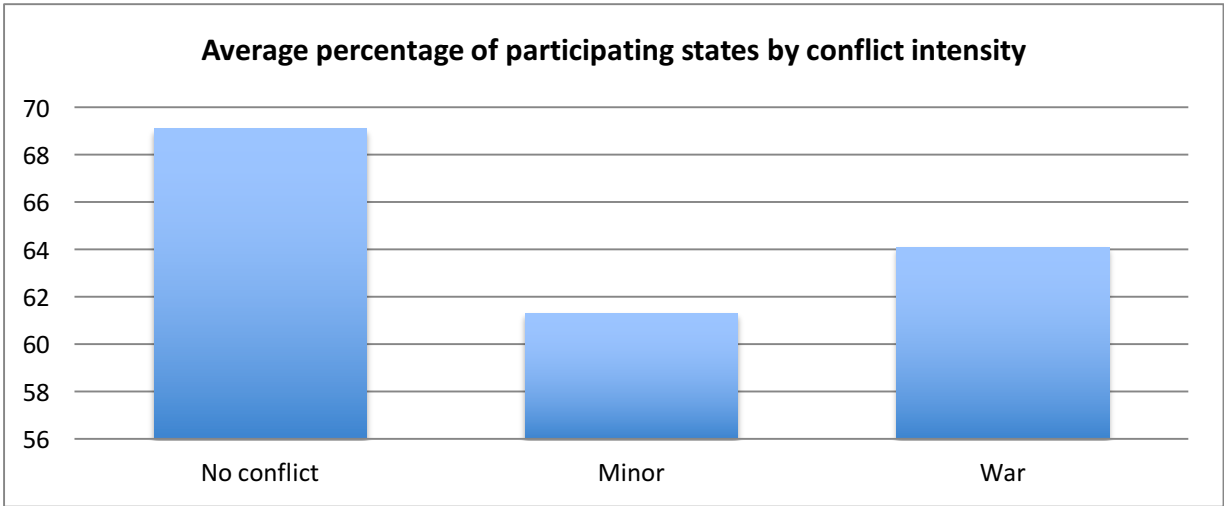


Figure 4.15 Average percentage of participating states by conflict intensity

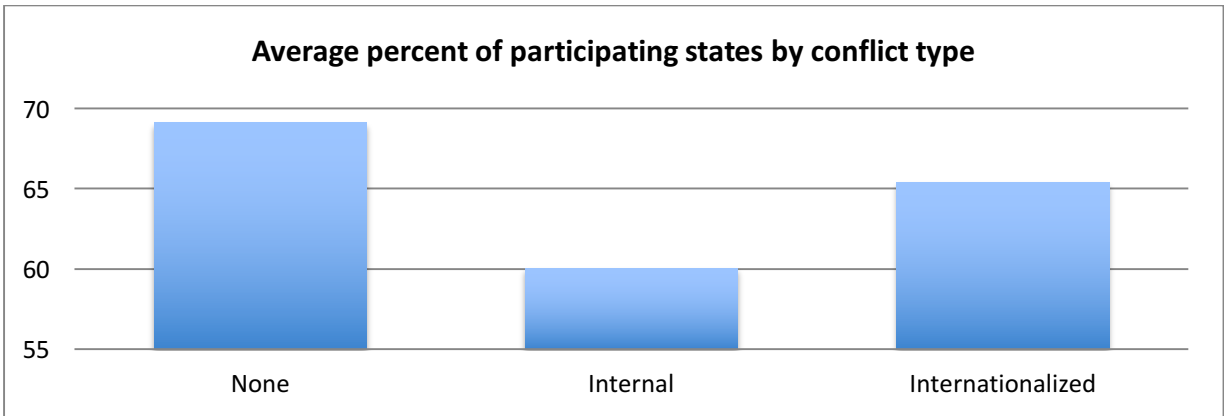


Figure 4.16 Average percentage of participating states by conflict type

4.3 Personnel/troops

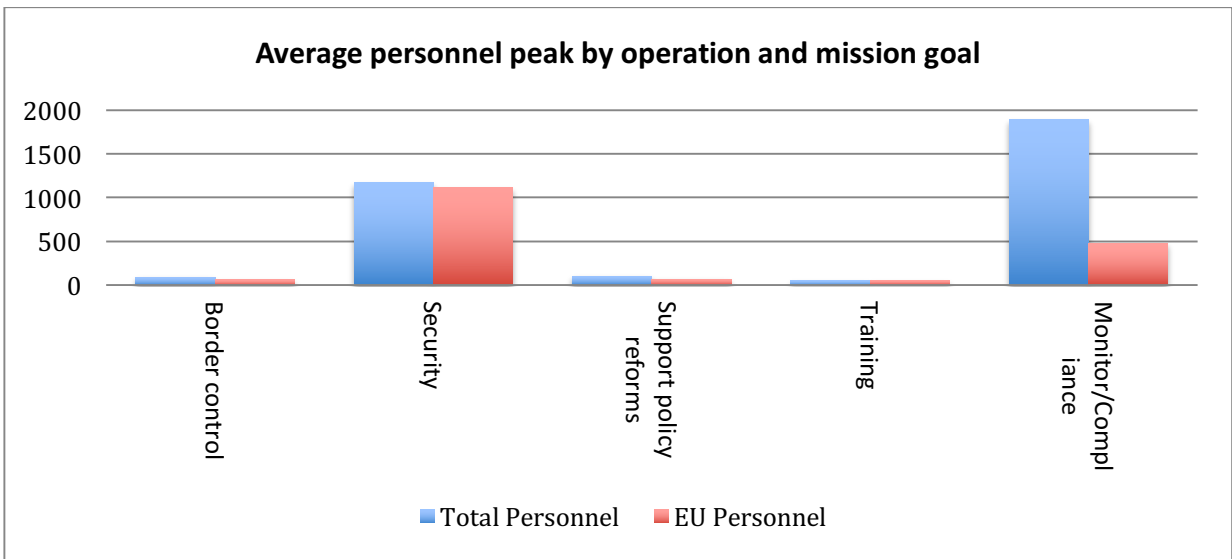


Figure 4.17 Average personnel peak by operation and mission goal

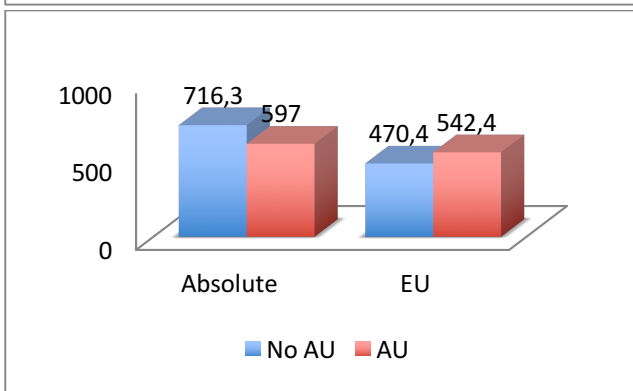
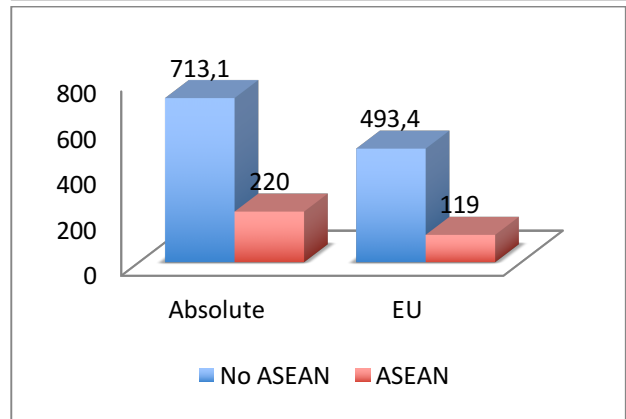
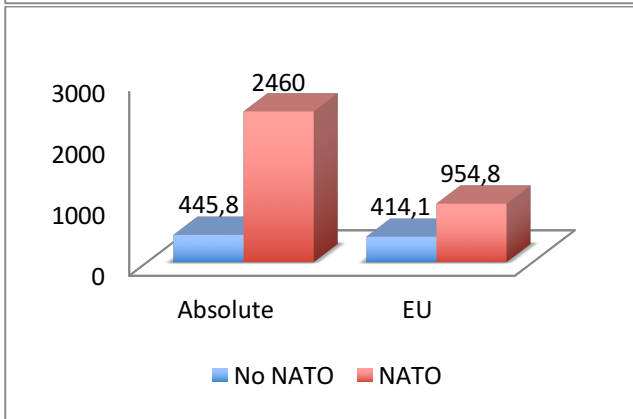
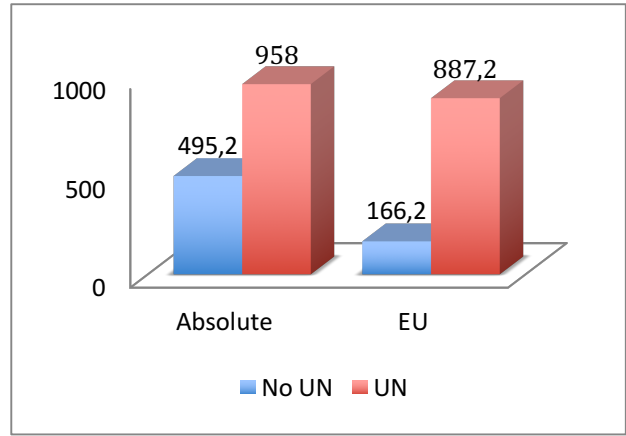
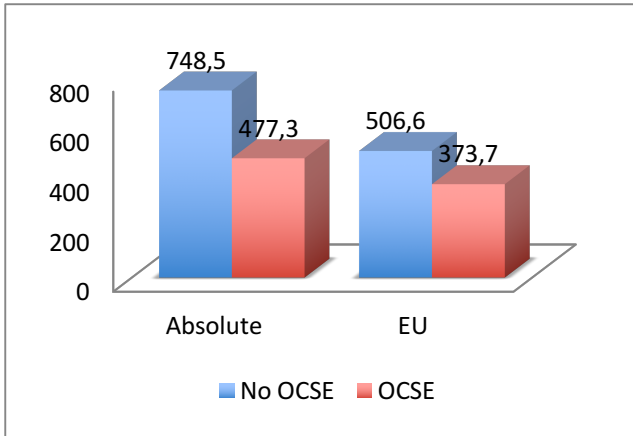


Figure 4.18 Average personnel peak by cooperation with international organizations

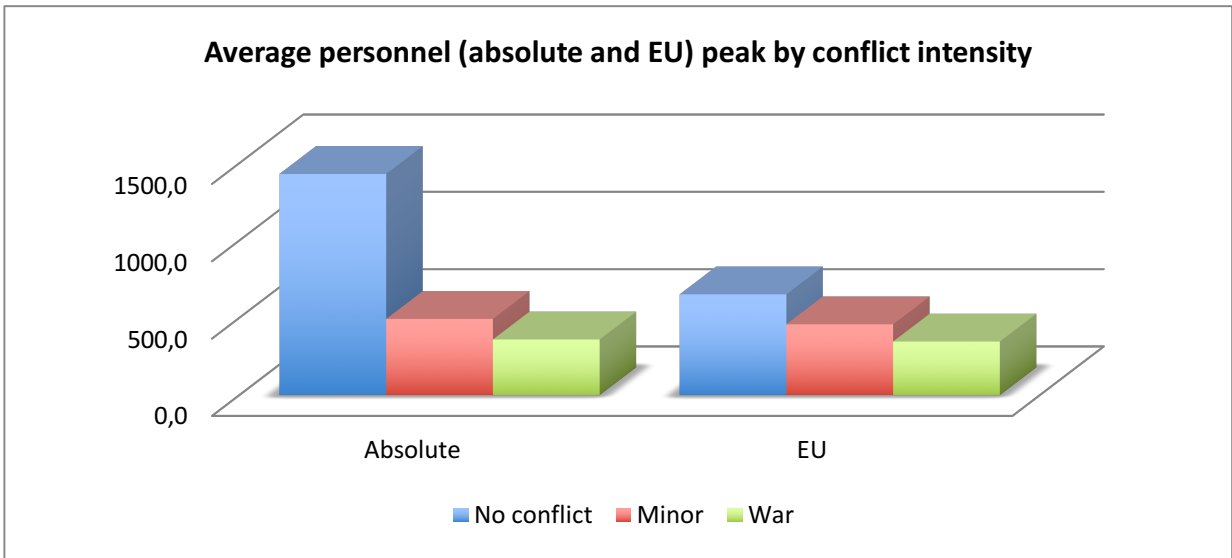


Figure 4.19 Average personnel (absolute and EU) peak by conflict intensity

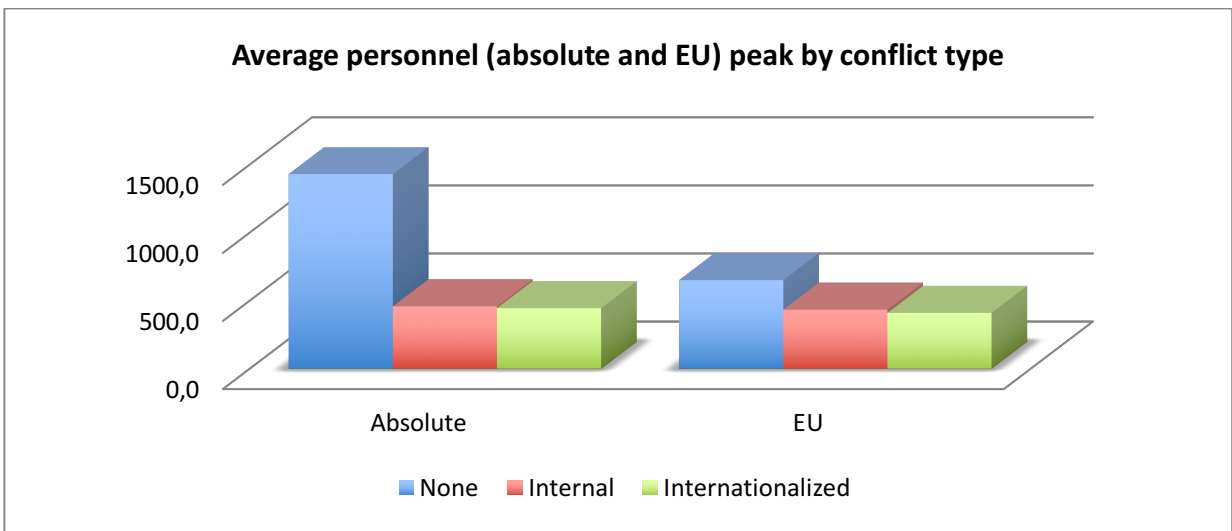


Figure 4.20 Average personnel (absolute and EU) peak by conflict type

4.4 Regions of deployment

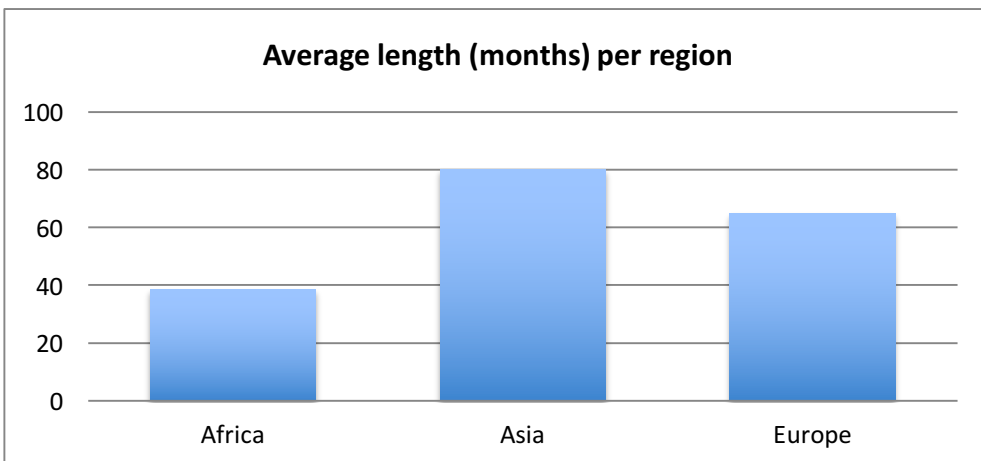


Figure 4.21 Average length (months) of operations and missions per region

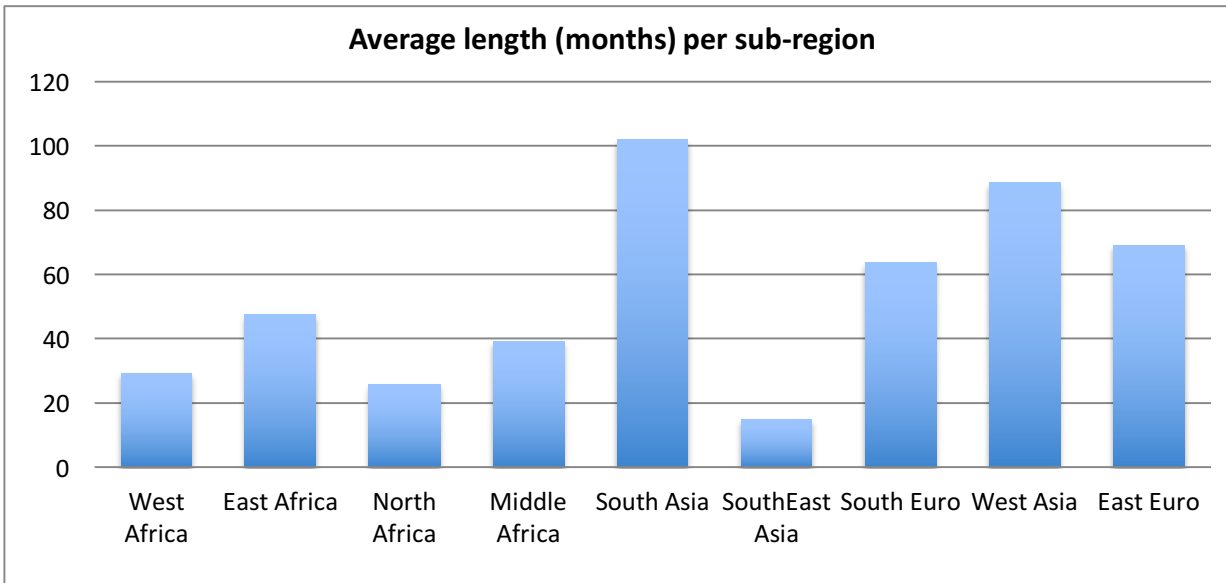


Figure 4.22 Average length (months) of operations and missions per sub-region

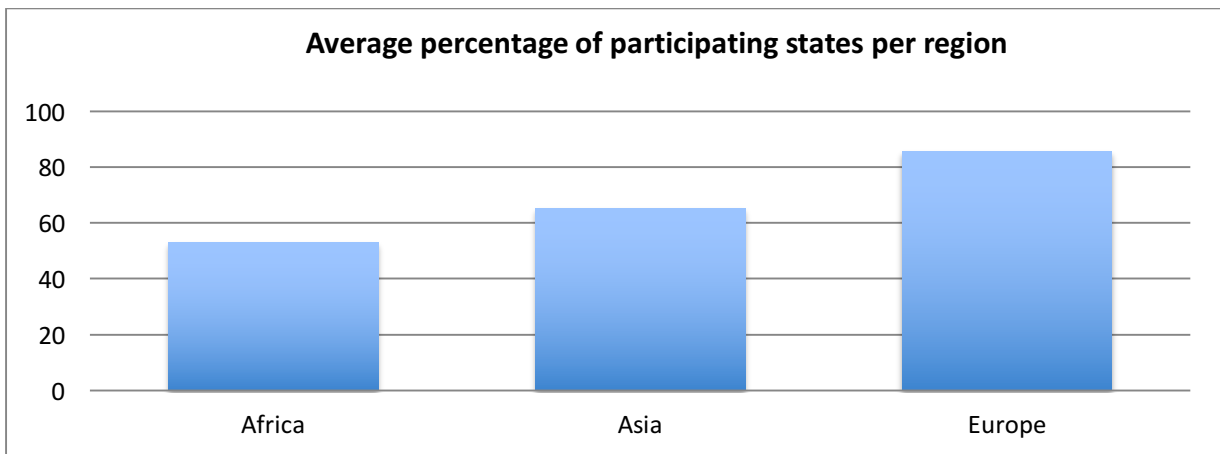


Figure 4.23 Average percentage of participating states per region

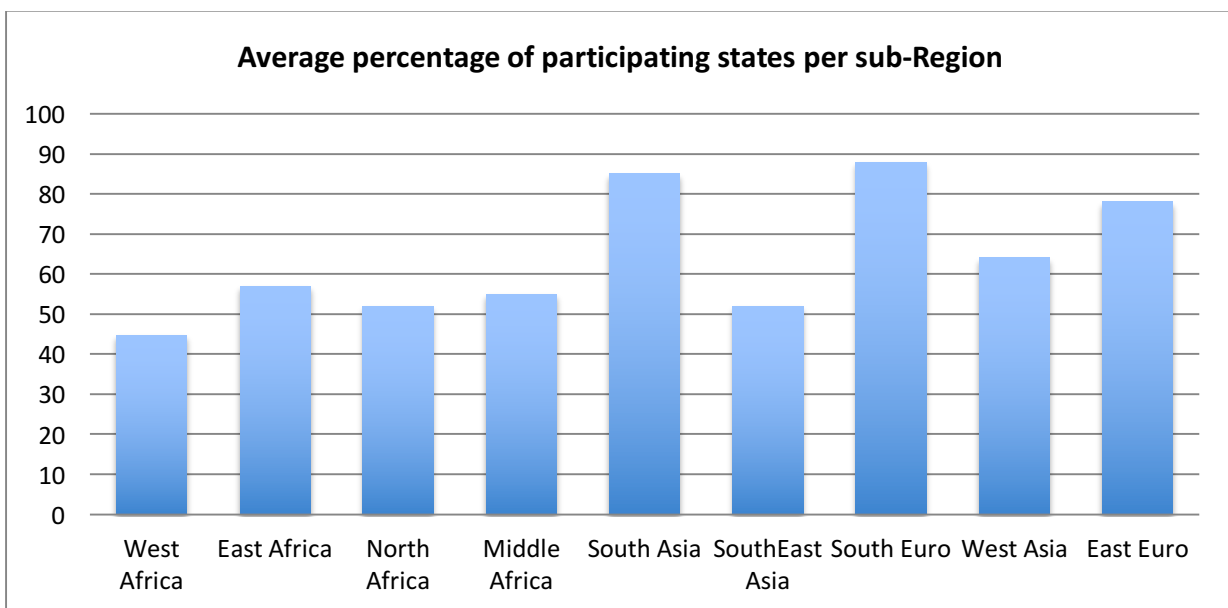


Figure 4.24 Average percentage of participating states per sub-region

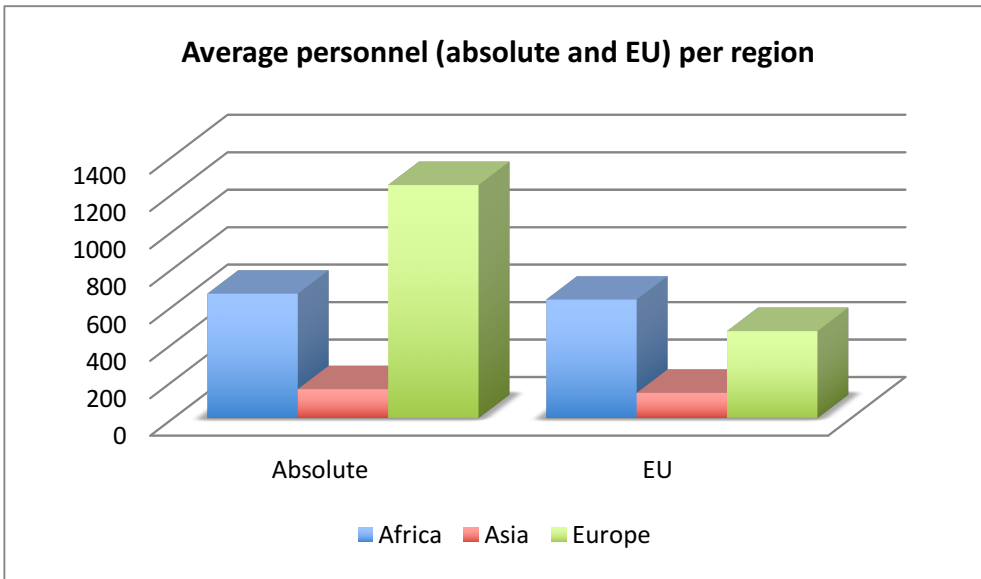


Figure 4.25 Average personnel (absolute and EU) per region

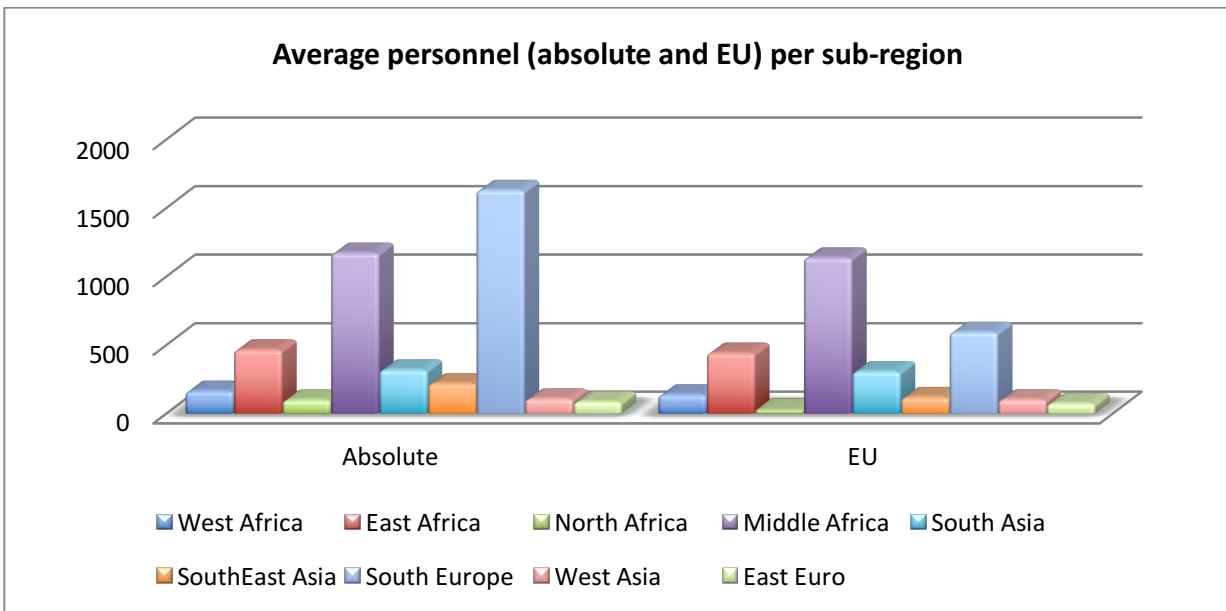


Figure 4.26 Average personnel (absolute and EU) per sub-region

Table 4.1 Mission goals by region

Region	Border control	Security	Support policy reform	Training	Monitor/Compliance	Total
<i>Africa</i>	1	8	4	3	1	17
% by row	5.88	47.06	23.53	17.65	5.88	100
%by column	33.33	72.73	40.00	75.00	25.00	53.12
<i>Asia</i>	1	0	3	1	2	7
% by row	14.29	0.00	42.86	14.29	28.57	100.0

						0
%by column	33.33	0.00	30.00	25.00	50.00	21.88
<i>Europe</i>	1	3	3	0	1	8
% by row	12.50	37.50	37.50	0.00	12.50	100
%by column	33.33	27.27	30.00	0.00	25.00	25.00
Total	3	11	10	4	4	32
	9.38	34.38	31.25	12.50	12.50	100
	100.00	100.00	100.00	100.00	100.00	100

4.5 EU Engagement Index

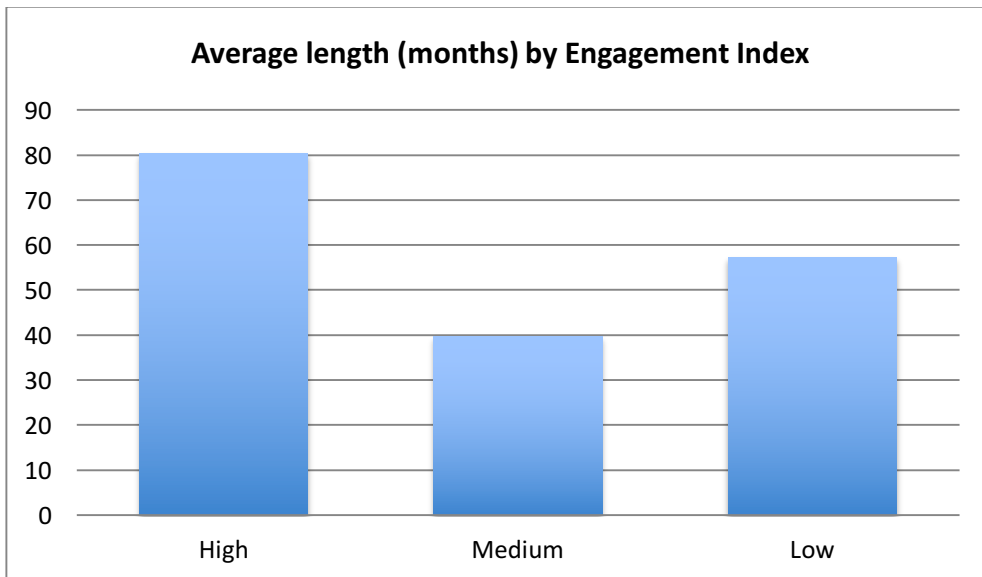


Figure 4.27 Average length (months) of operations and missions by Engagement Index

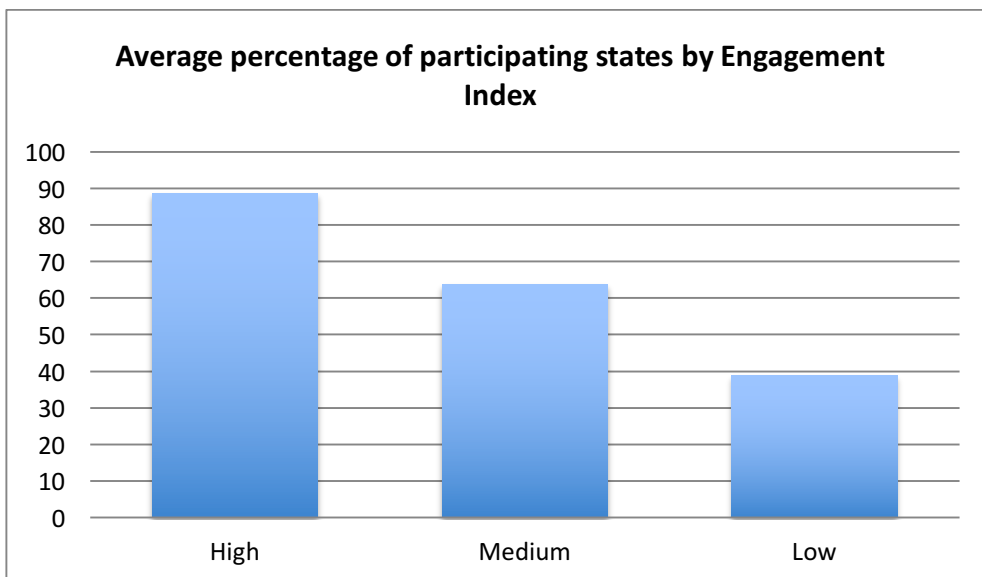


Figure 4.28 Average percentage of participating states by Engagement Index

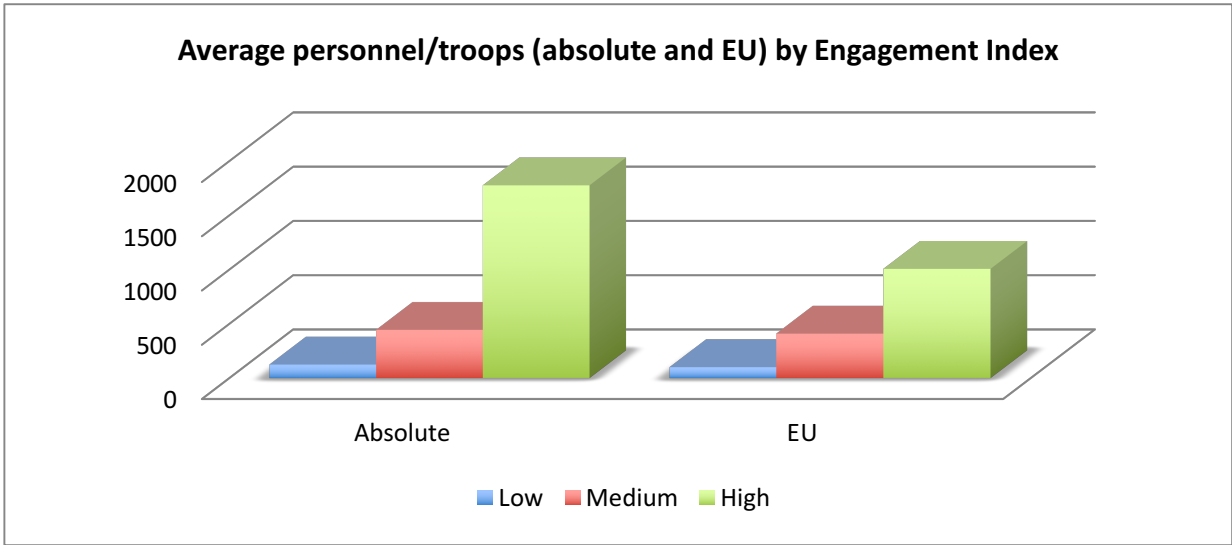


Figure 4.29 Average personnel/troops (absolute and EU) by Engagement Index

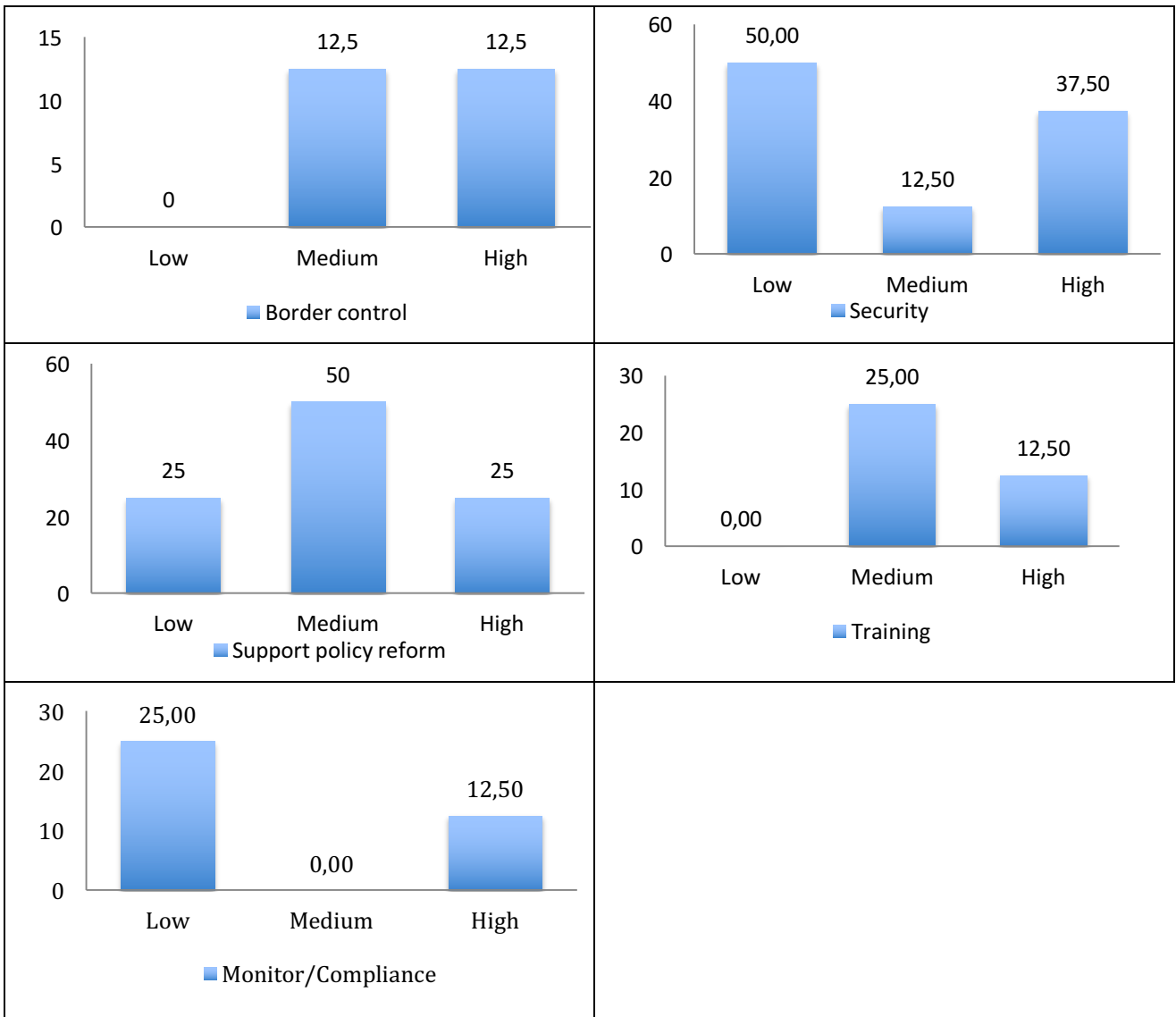


Figure 4.30 Percentages of engagement level by mission goals

Table 4.2 Mission goal and engagement level

Mission goal	Low	Medium	High	Total
<i>Border control</i>	0	1	2	3
% by row	0.00	33.33	66.67	100.00
%by column	0.00	12.50	12.50	9.38
<i>Security</i>	4	1	6	11
% by row	36.36	9.09	54.55	100.00
%by column	50.00	12.50	37.50	34.38
<i>Support policy reform</i>	2	4	4	10
% by row	20.00	40.00	40.00	100.00
%by column	25.00	50.00	25.00	31.25
<i>Training</i>	0	2	2	4
% by row	0.00	50.00	50.00	100.00
%by column	0.00	25.00	12.50	12.50
<i>Monitor/Compliance</i>	2	0	2	4
% by row	50.00	0.00	50.00	100.00
%by column	25.00	0.00	12.50	12.50
Total	8	8	16	32
	25.00	25.00	50.00	100.00
	100.00	100.00	100.00	100.00

4.6 Personnel of the Member States

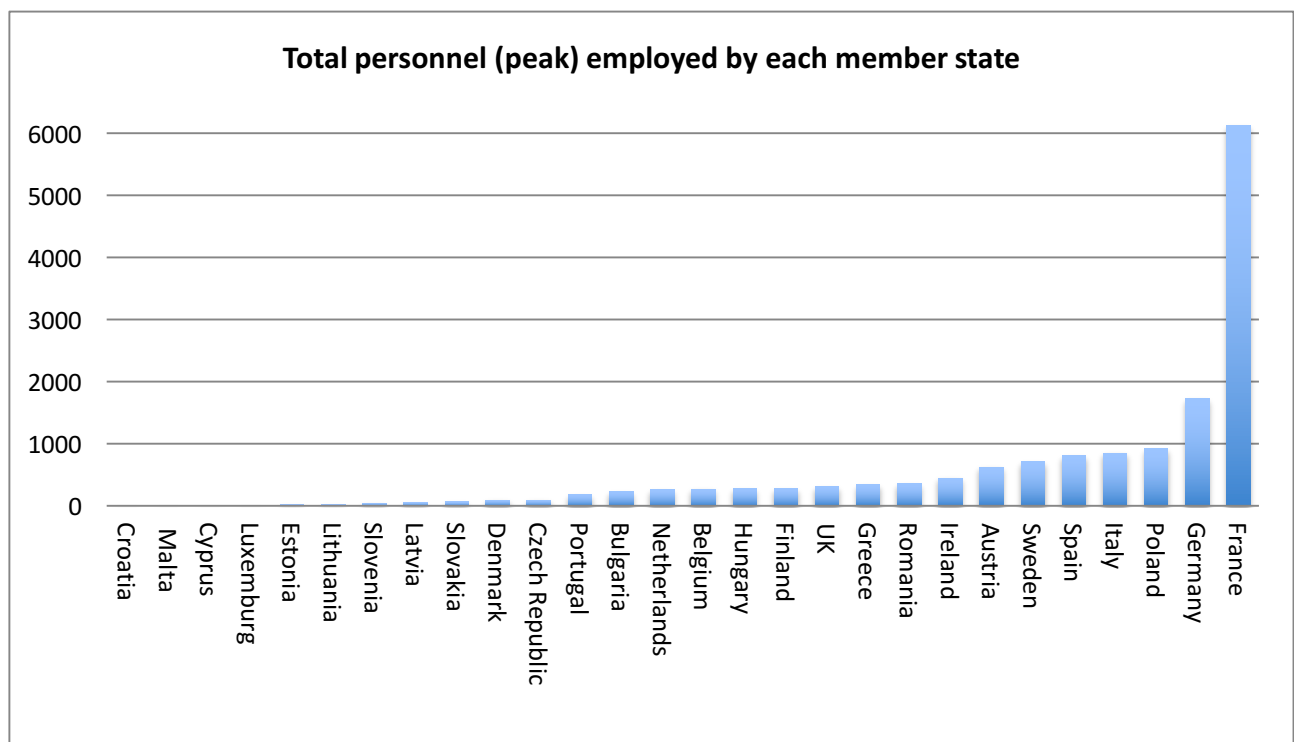


Figure 4.31 Total personnel (peak) employed by each member state

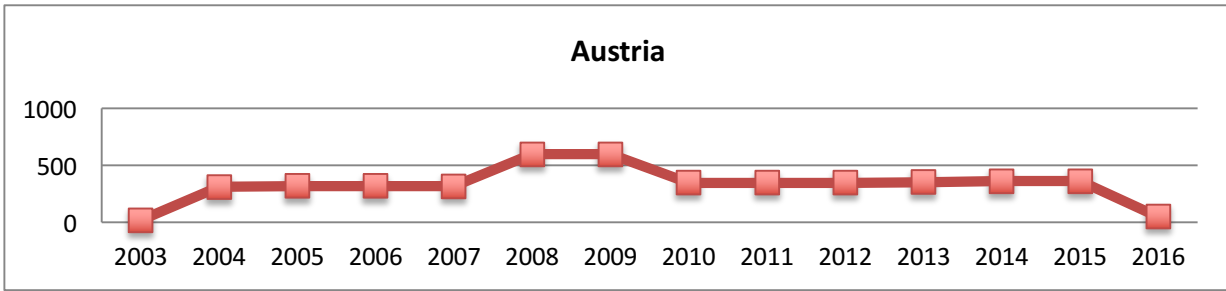


Figure 4.32 Total personnel trend for Austria

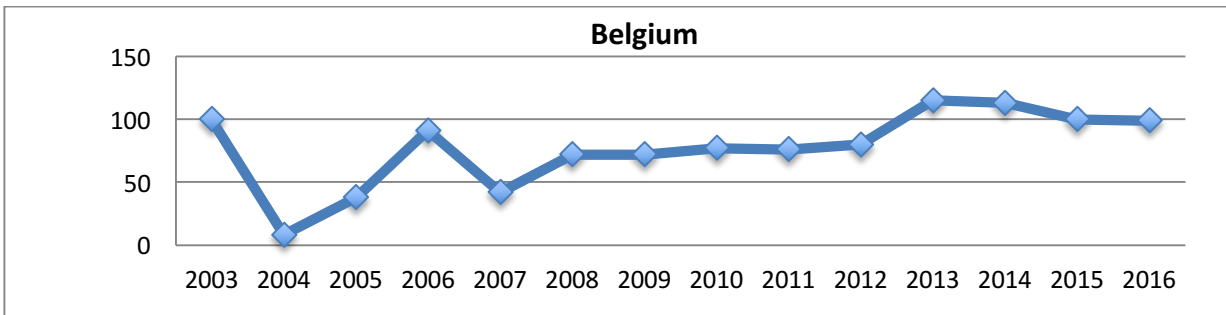


Figure 4.33 Total personnel trend for Belgium

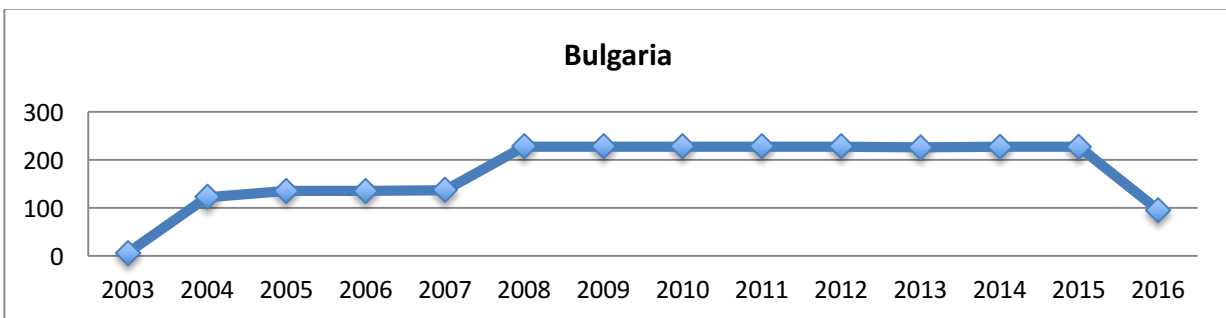


Figure 4.34 Total personnel trend for Bulgaria

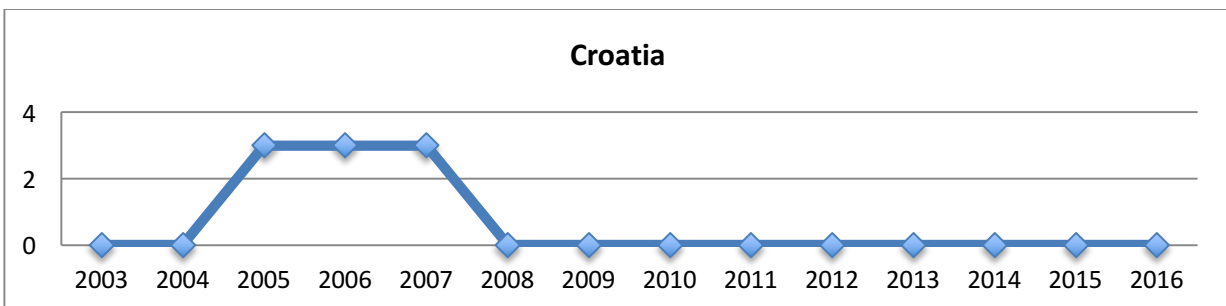


Figure 4.35 Total personnel trend for Croatia

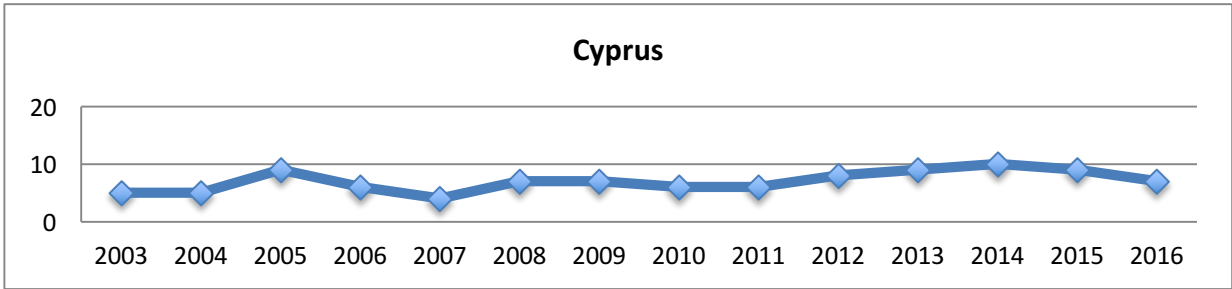


Figure 4.36 Total personnel trend for Cyprus

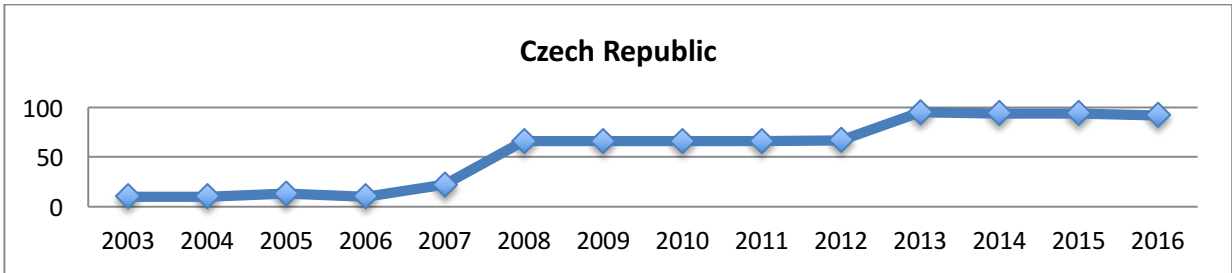


Figure 4.37 Total personnel trend for Czech Republic

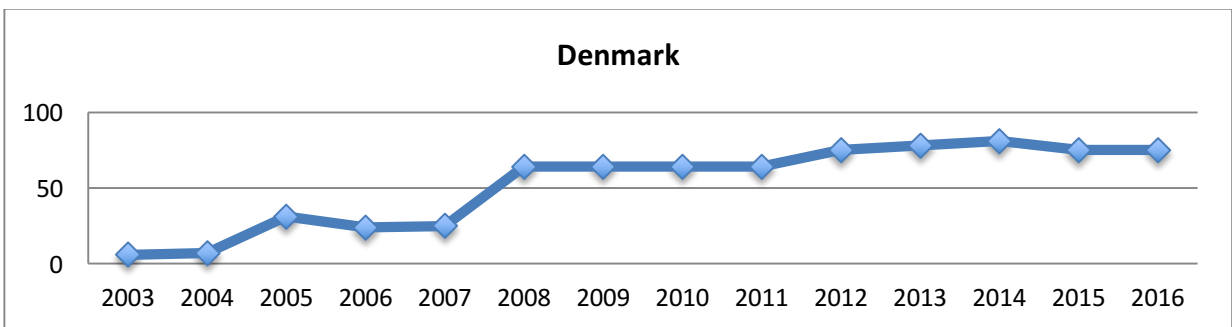


Figure 4.38 Total personnel trend for Denmark

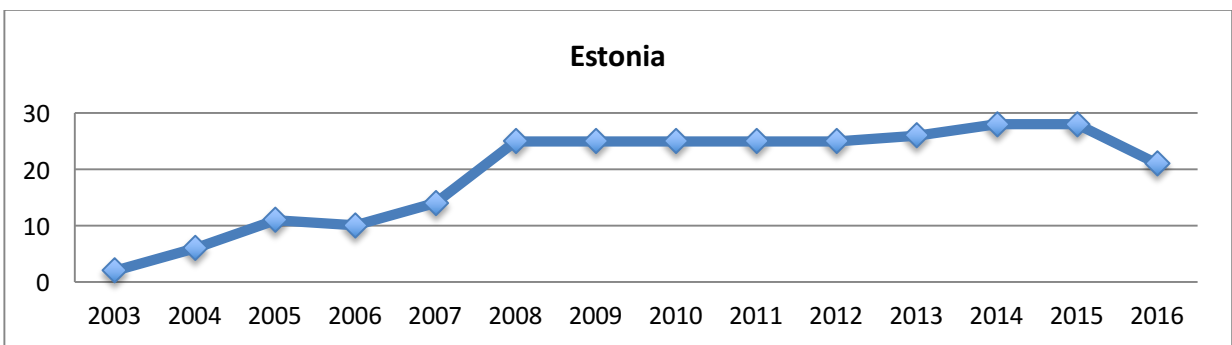


Figure 4.39 Total personnel trend for Estonia

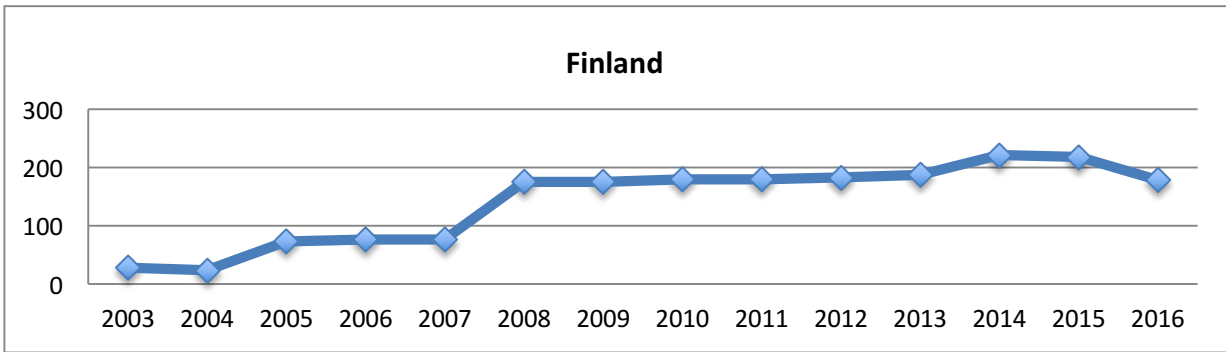


Figure 4.40 Total personnel trend for Finland

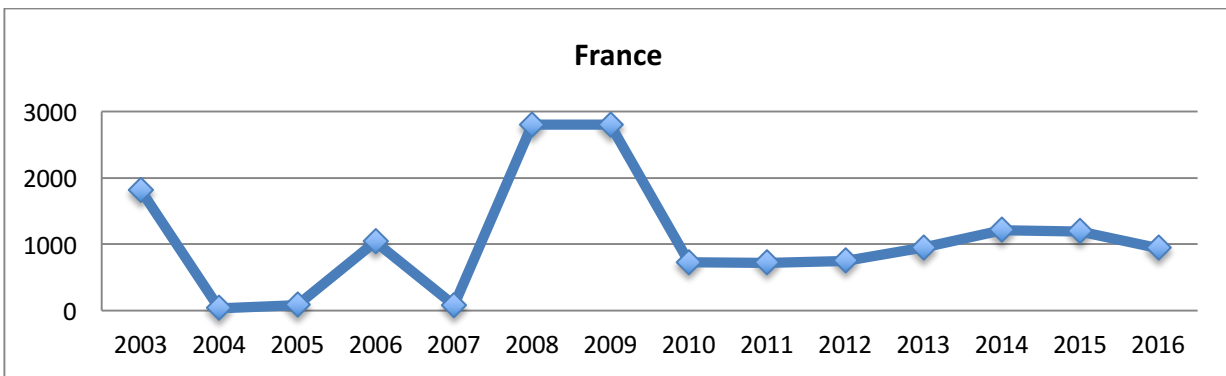


Figure 4.41 Total personnel trend for France

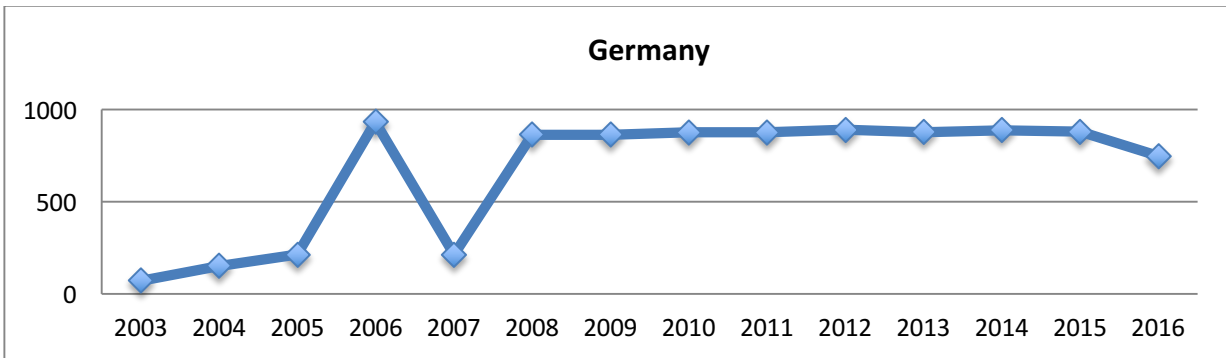


Figure 4.42 Total personnel trend for Germany

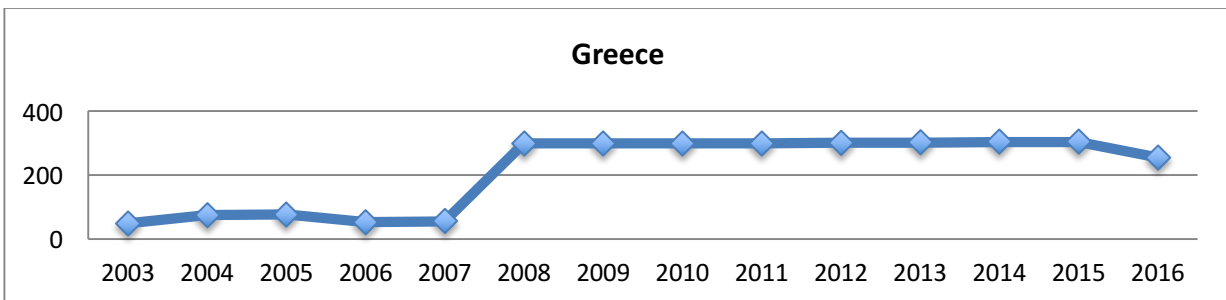


Figure 4.43 Total personnel trend for Greece

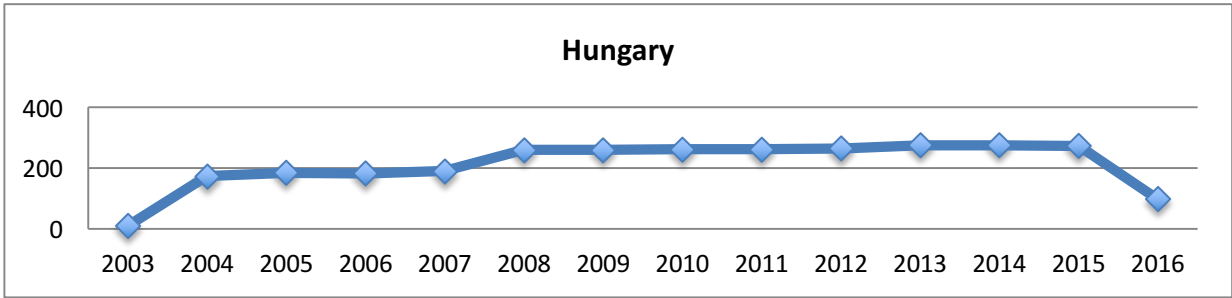


Figure 4.44 Total personnel trend for Hungary

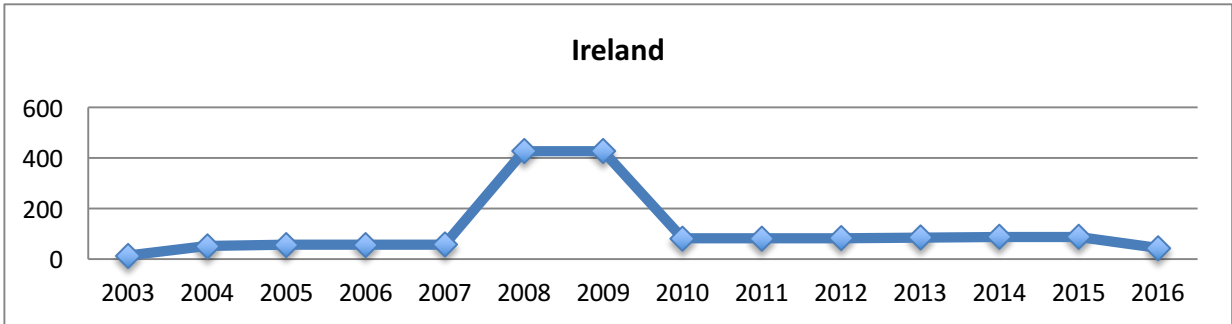


Figure 4.45 Total personnel trend for Ireland

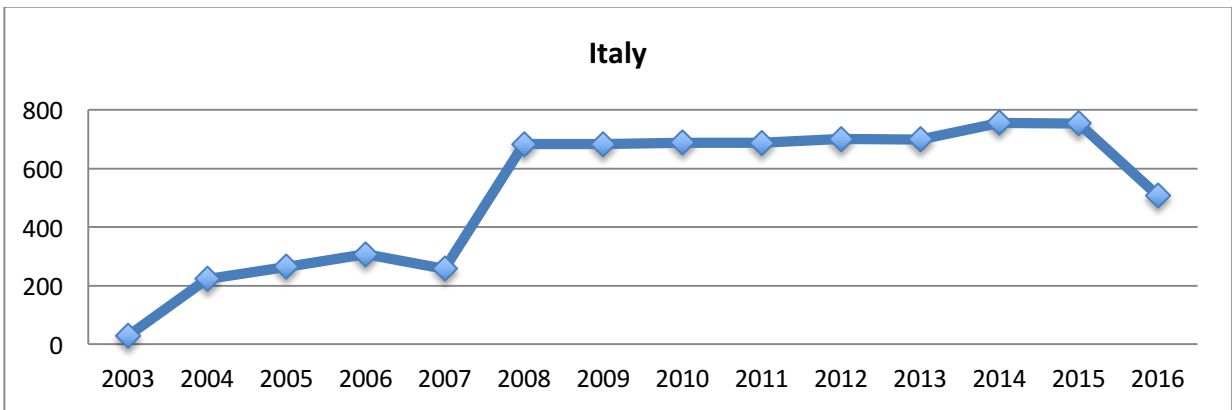


Figure 4.46 Total personnel trend for Italy

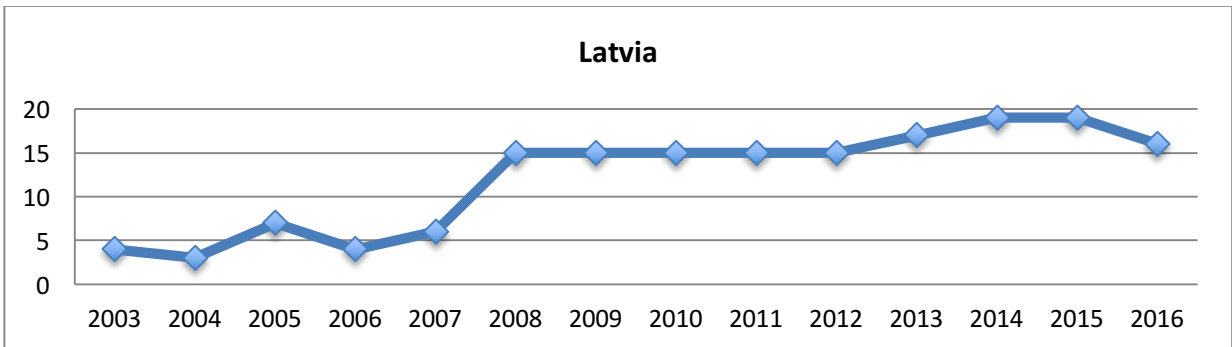


Figure 4.47 Total personnel trend for Latvia

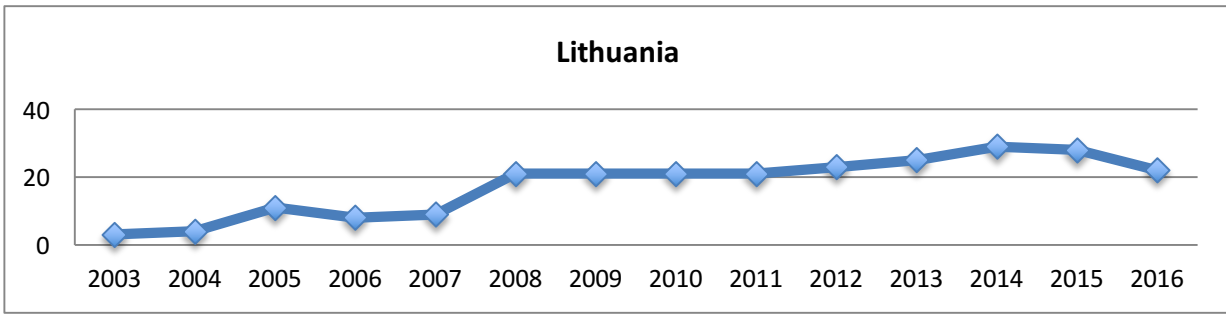


Figure 4.48 Total personnel trend for Lithuania

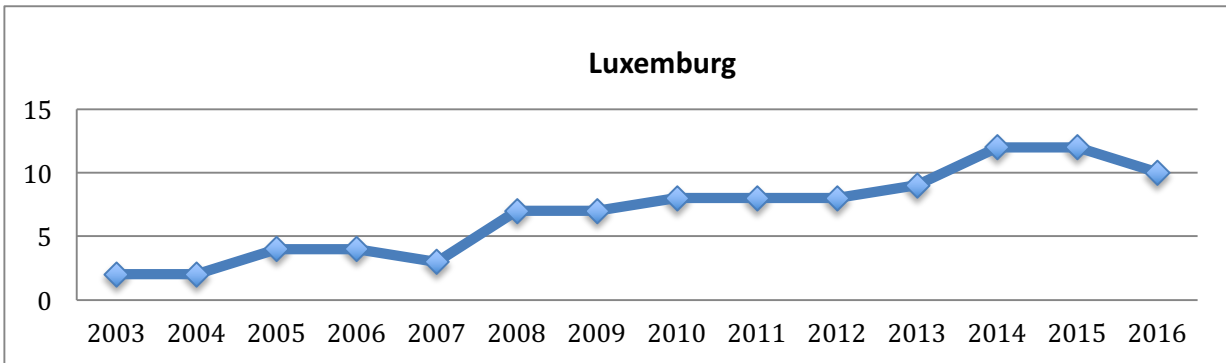


Figure 4.49 Total personnel trend for Luxemburg

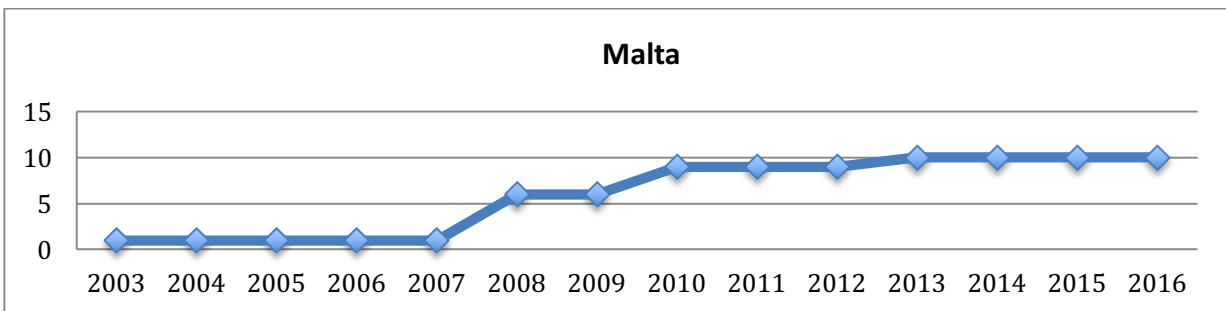


Figure 4.50 Total personnel trend for Malta

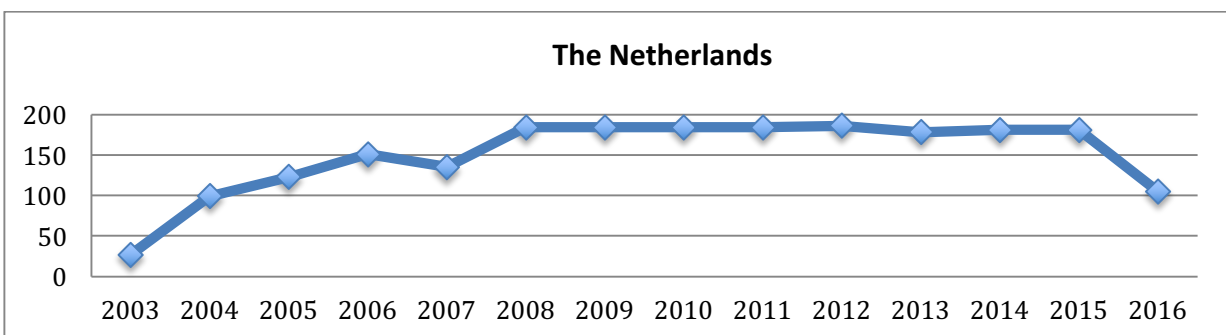


Figure 4.51 Total personnel trend for the Netherlands

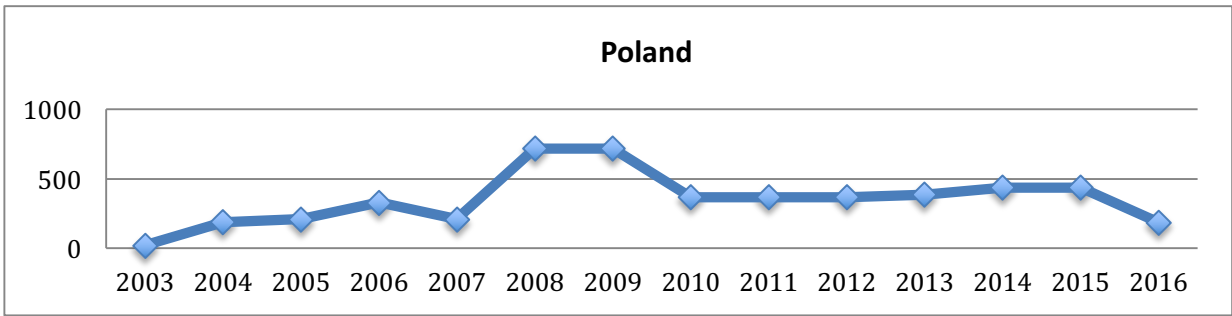


Figure 4.52 Total personnel trend for Poland

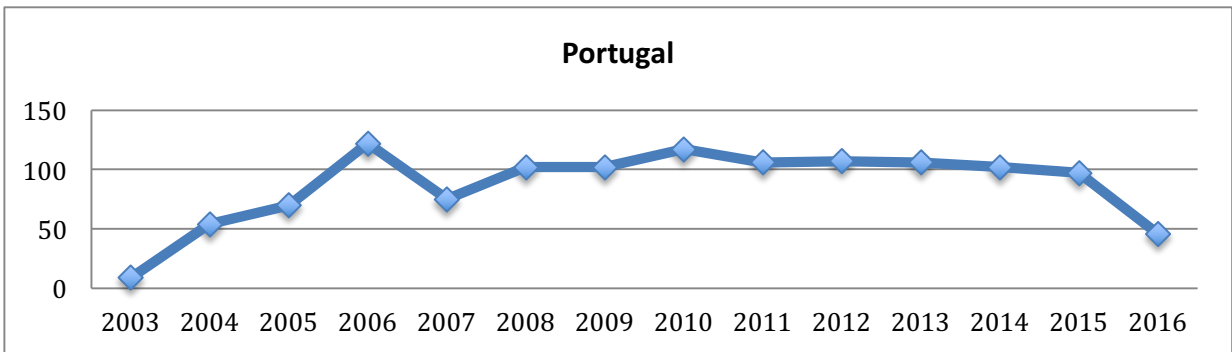


Figure 4.53 Total personnel trend for Portugal

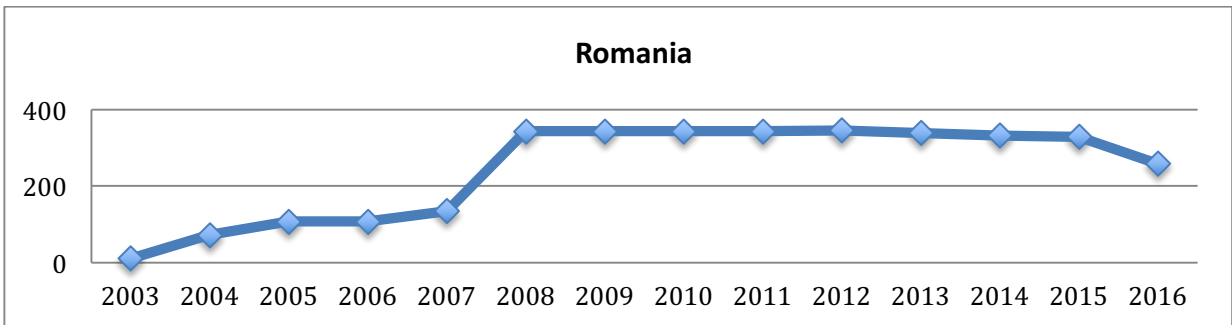


Figure 4.54 Total personnel trend for Romania

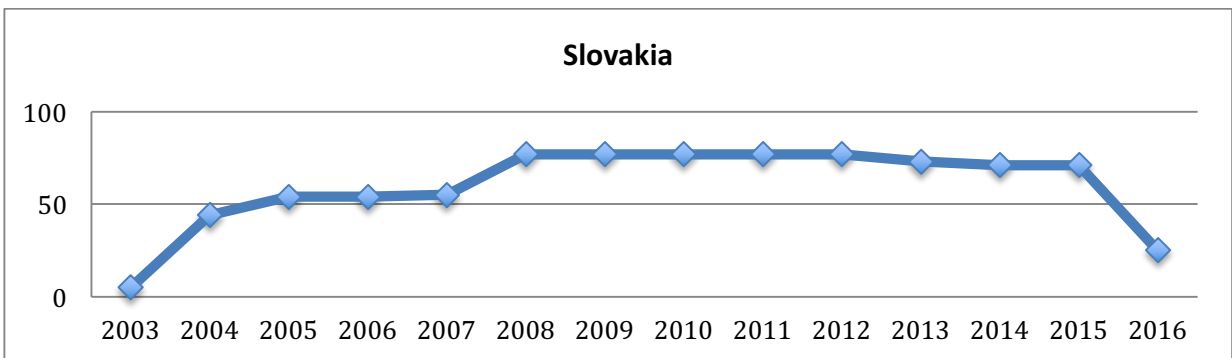


Figure 4.55 Total personnel trend for Slovakia

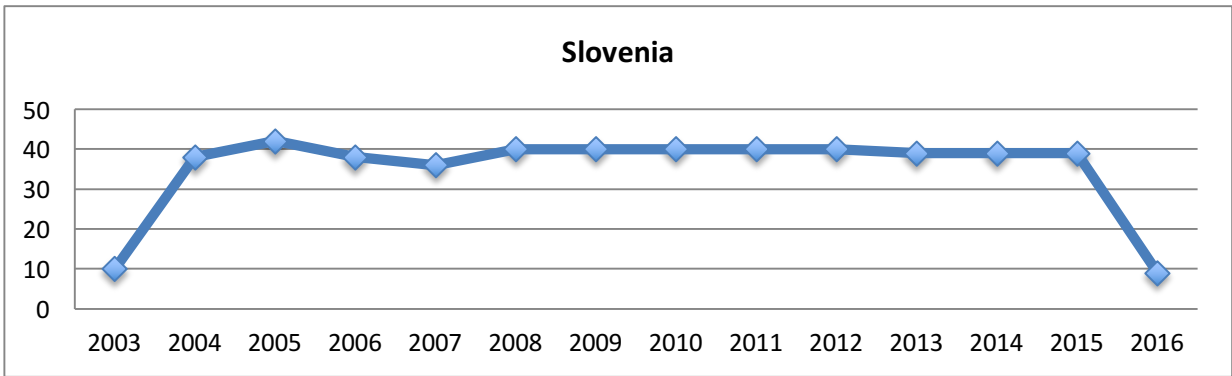


Figure 4.56 Total personnel trend for Slovenia

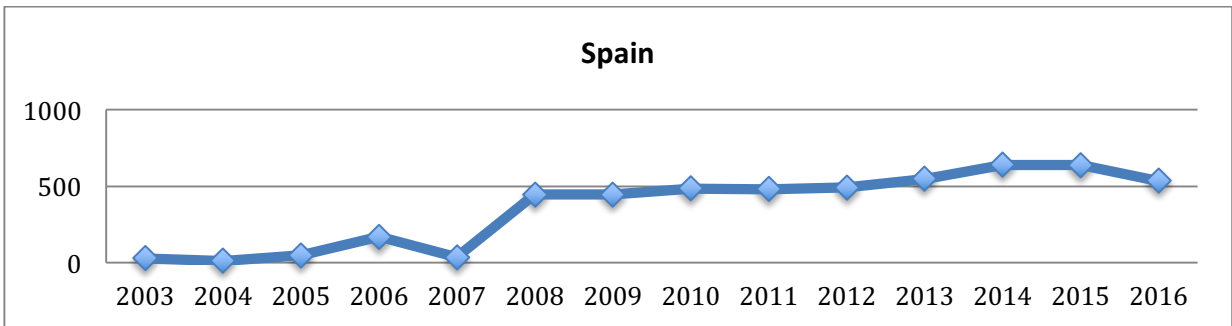


Figure 4.57 Total personnel trend for Spain

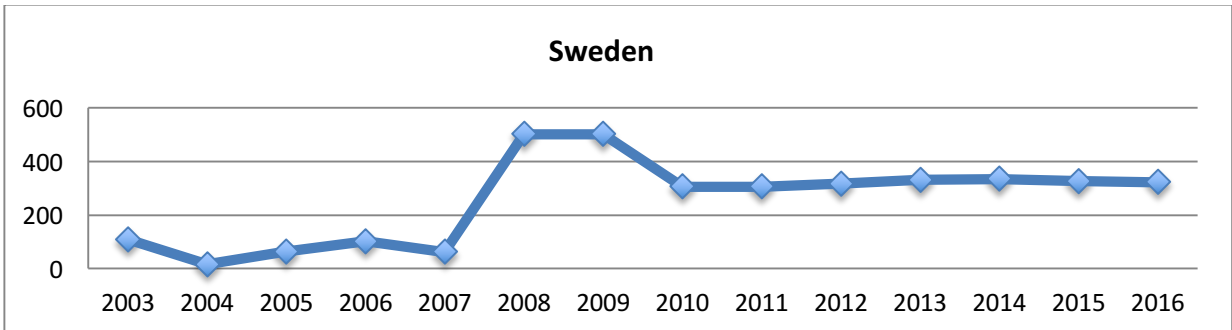


Figure 4.58 Total personnel trend for Sweden

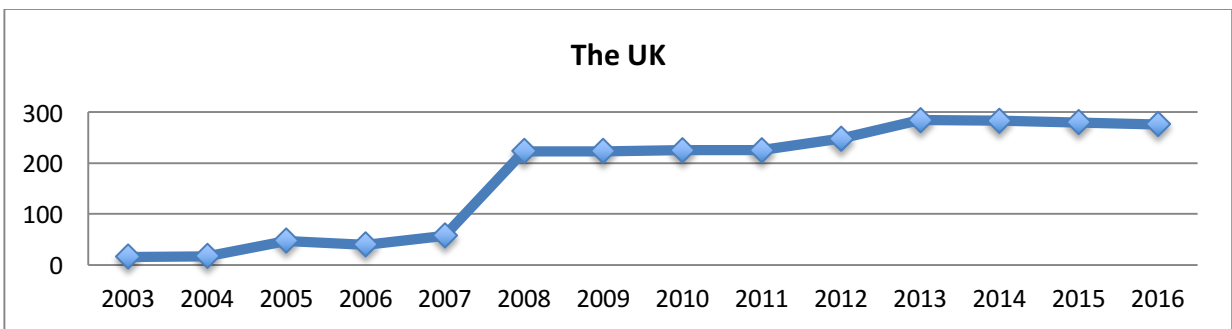


Figure 4.59 Total personnel trend for the UK

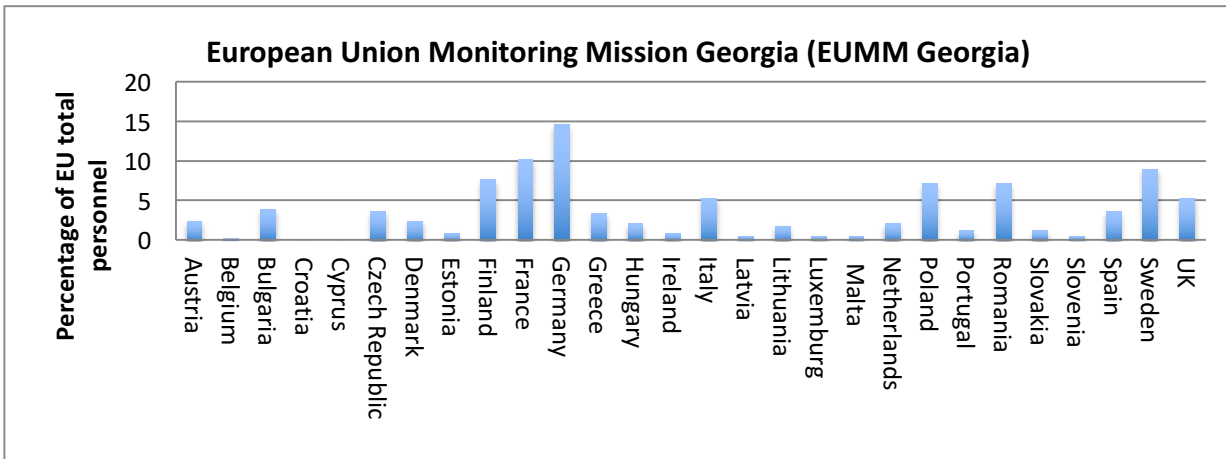


Figure 4.60 Personnel percentages for each member state of EU total personnel: EUMM Georgia

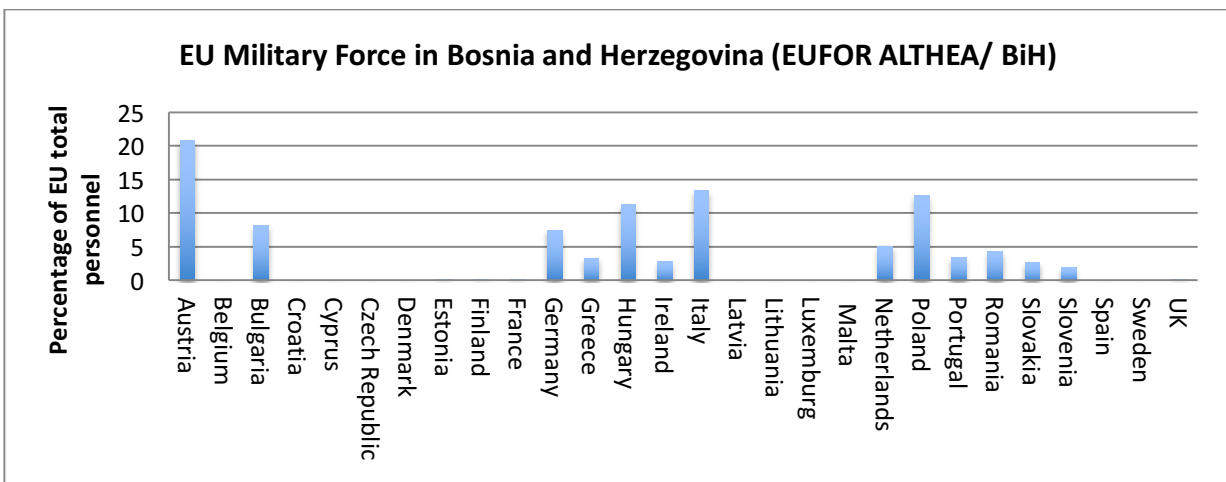


Figure 4.61 Personnel percentages for each member state of EU total personnel: EUFOR ALTHEA BiH

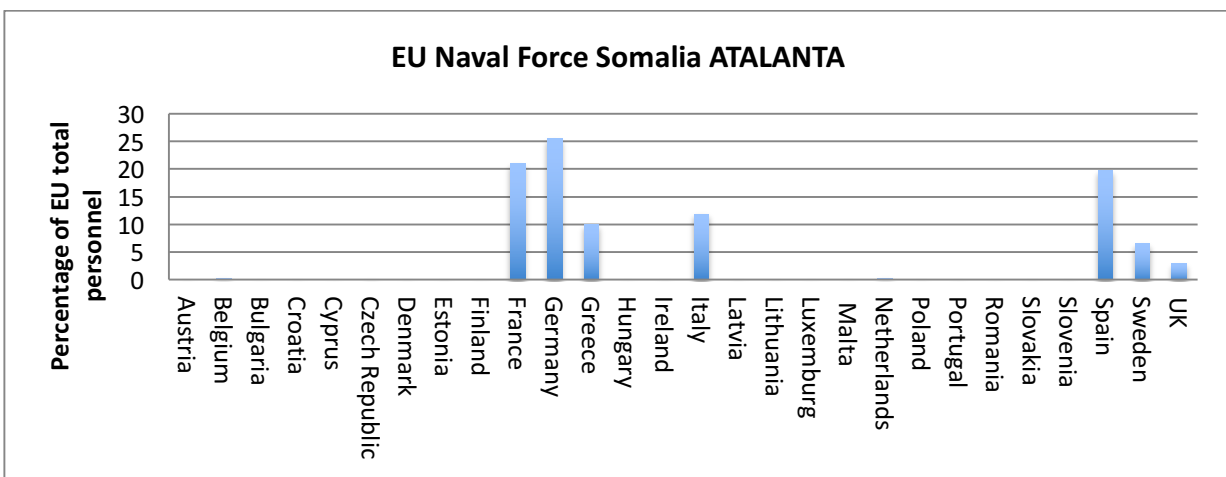


Figure 4.62 Personnel percentages for each member state of EU total personnel: EU-NAVFOR Somalia

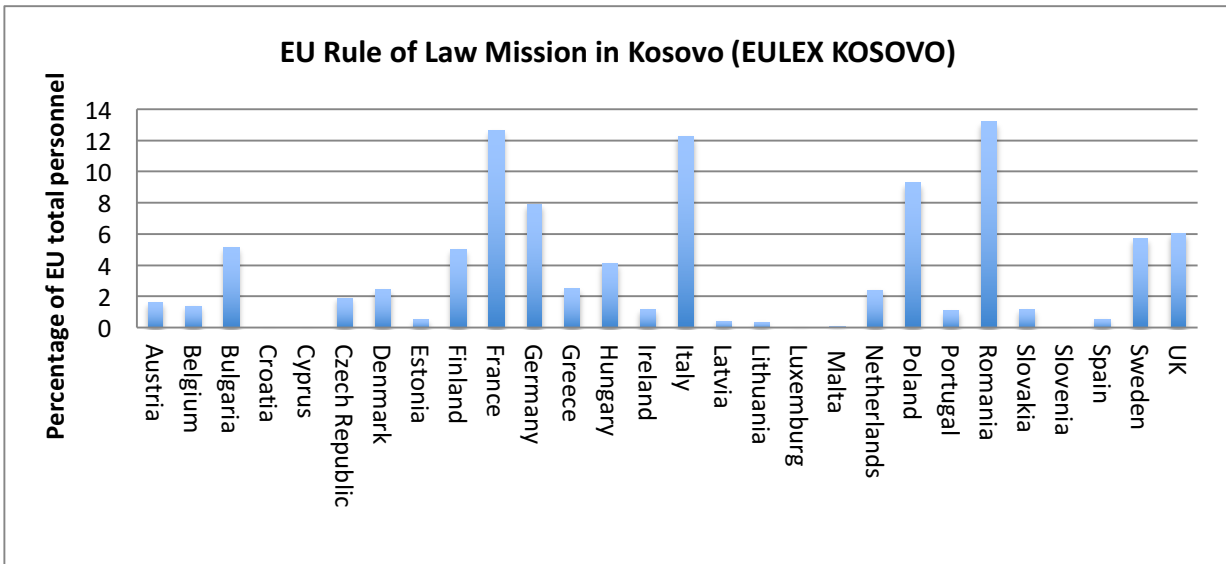


Figure 4.63 Personnel percentages for each member state of EU total personnel: EULEX Kosovo

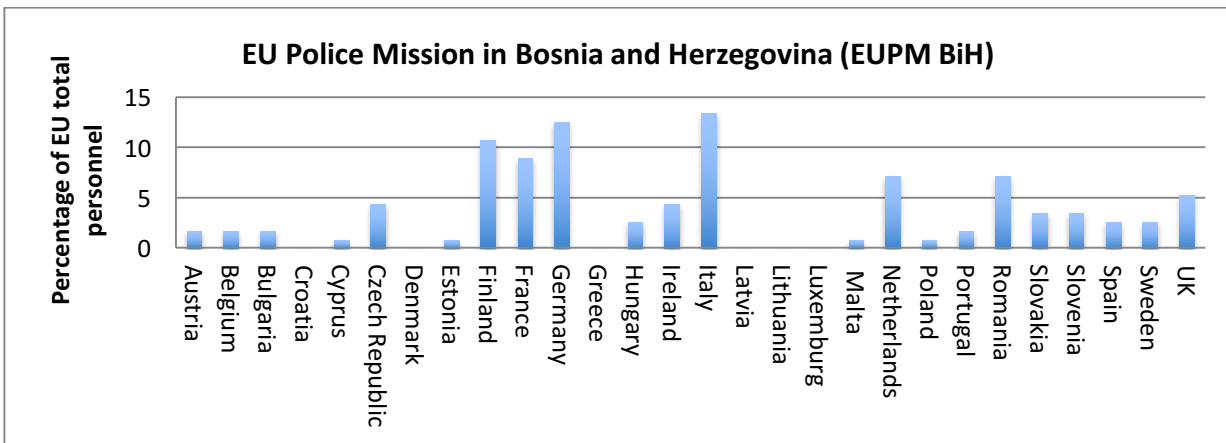


Figure 4.64 Personnel percentages for each member state of EU total personnel: EUPM BiH

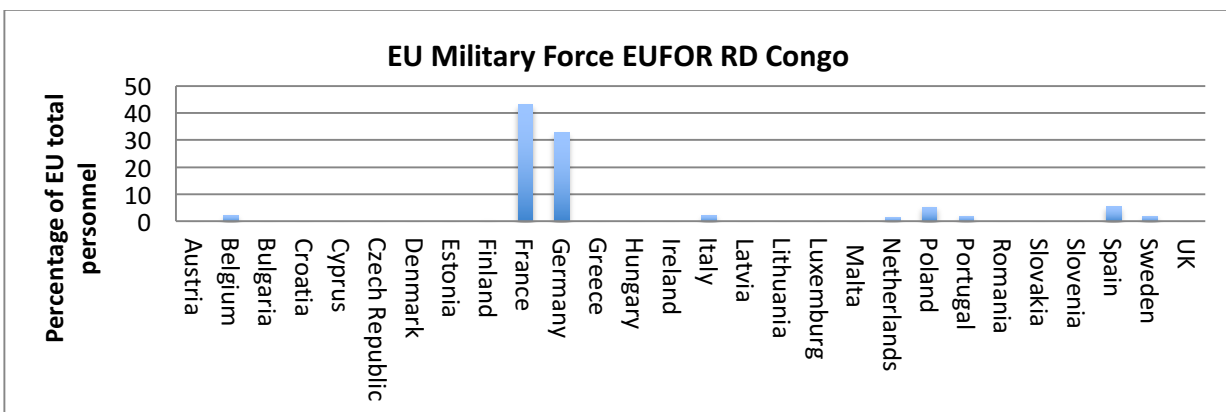


Figure 4.65 Personnel percentages for each member state of EU total personnel: EUFOR RD Congo

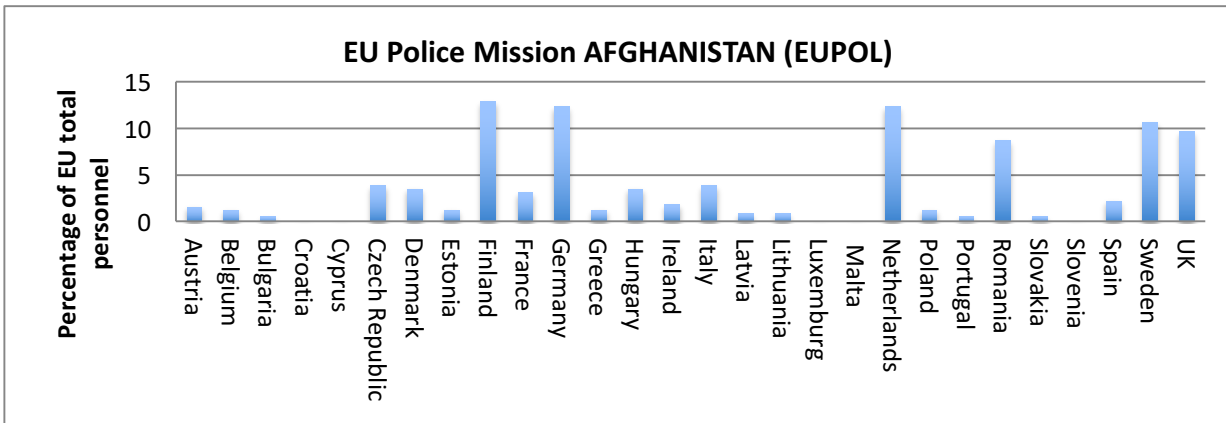


Figure 4.66 Personnel percentages for each member state of EU total personnel: EUPOL Afghanistan

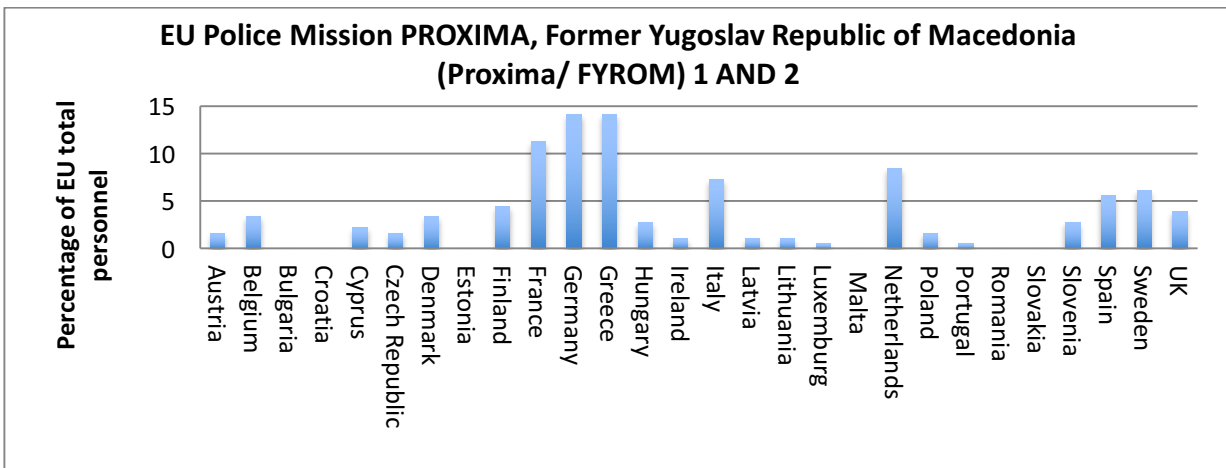


Figure 4.67 Personnel percentages for each member state of EU total personnel: Proxima/FYROM 1 and 2

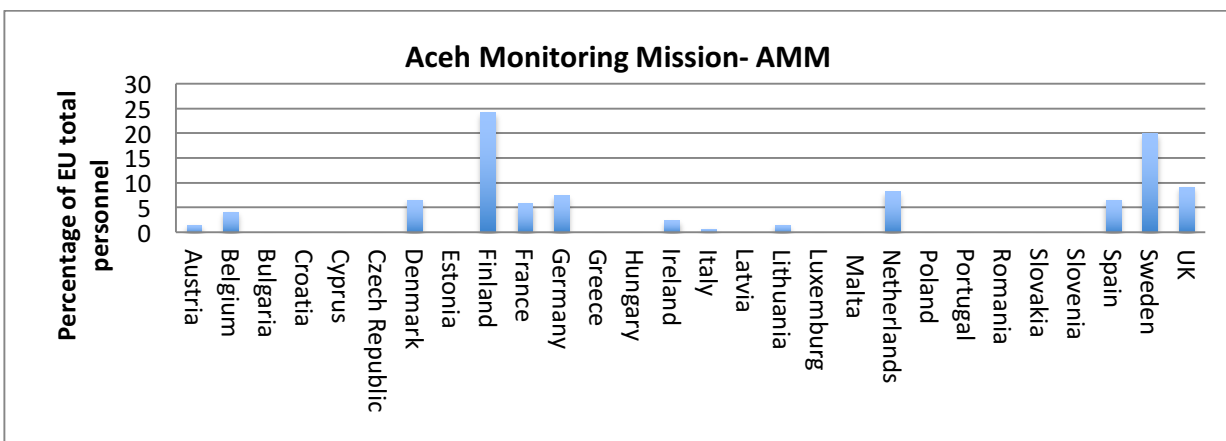


Figure 4.68 Personnel percentages for each member state of EU total personnel: Aceh AMM

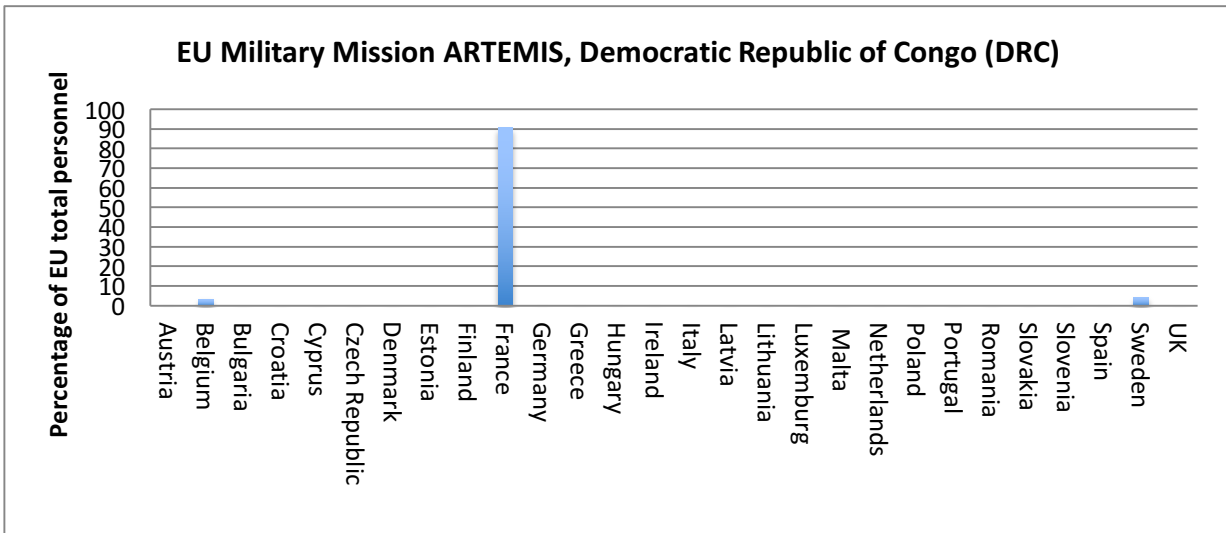


Figure 4.69 Personnel percentages for each member state of EU total personnel: ARTEMIS Congo

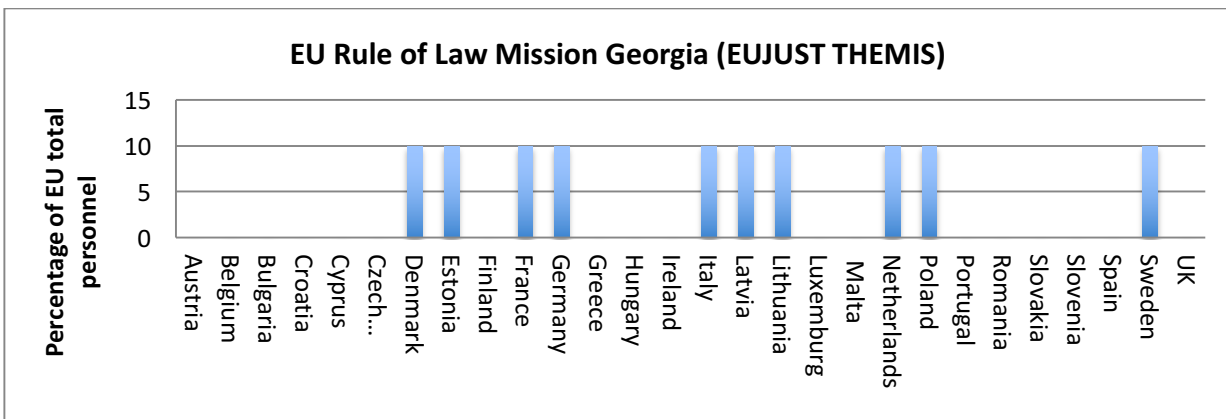


Figure 4.70 Personnel percentages for each member state of EU total personnel: EUJUST THEMIS

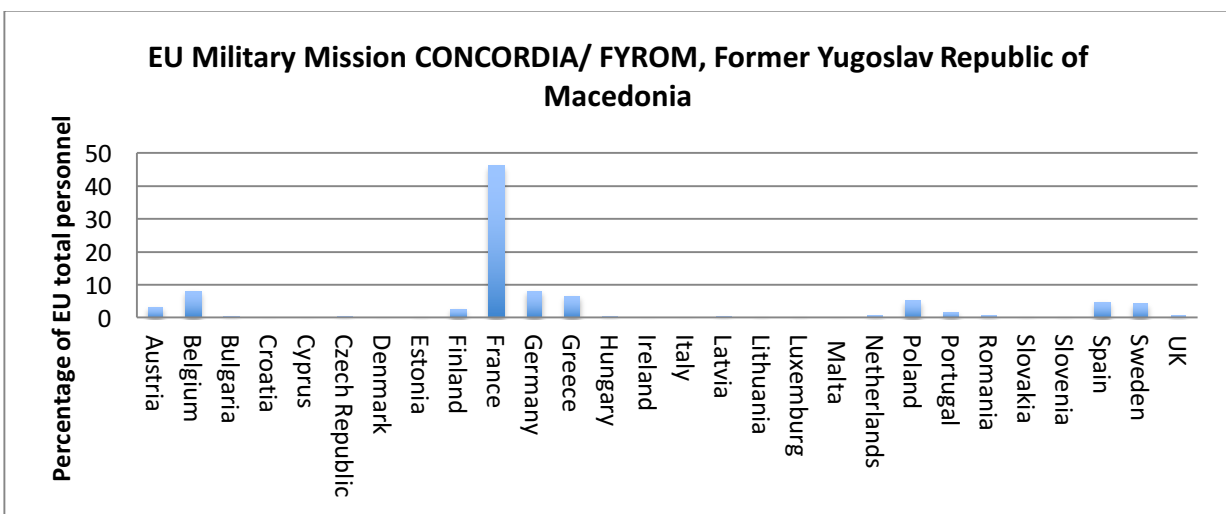


Figure 4.71 Personnel percentages for each member state of EU total personnel: CONCORDIA/FYROM

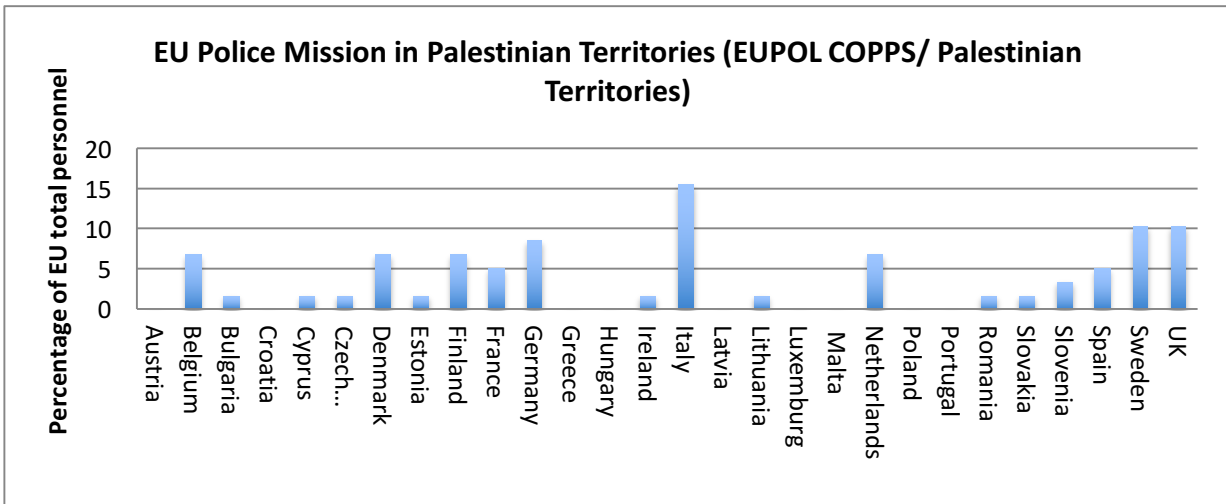


Figure 4.72 Personnel percentages for each member state of EU total personnel: EUPOL COPPS/Palestinian Territories

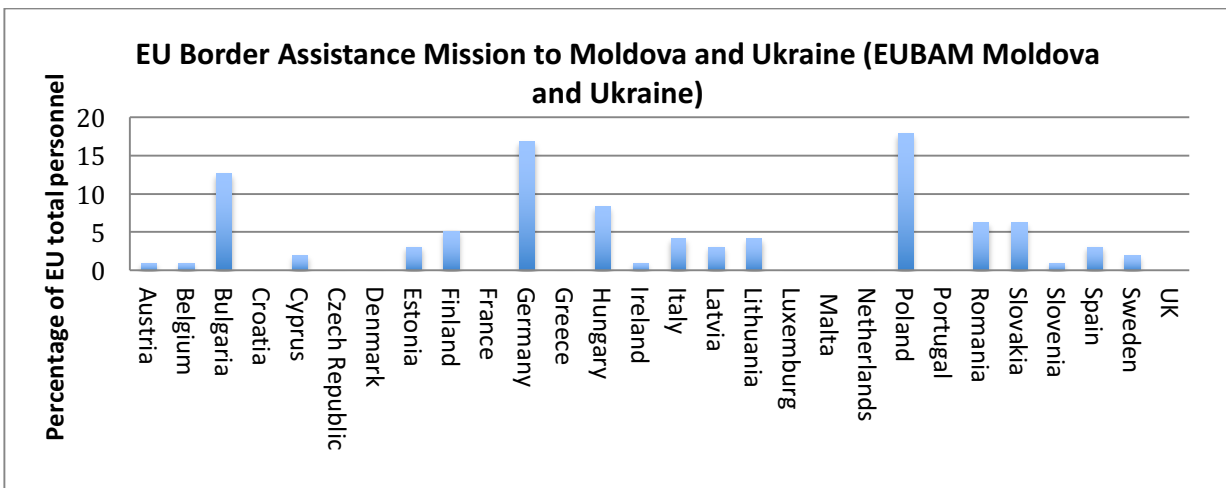


Figure 4.73 Personnel percentages for each member state of EU total personnel: EUBAM Moldova Ukraine

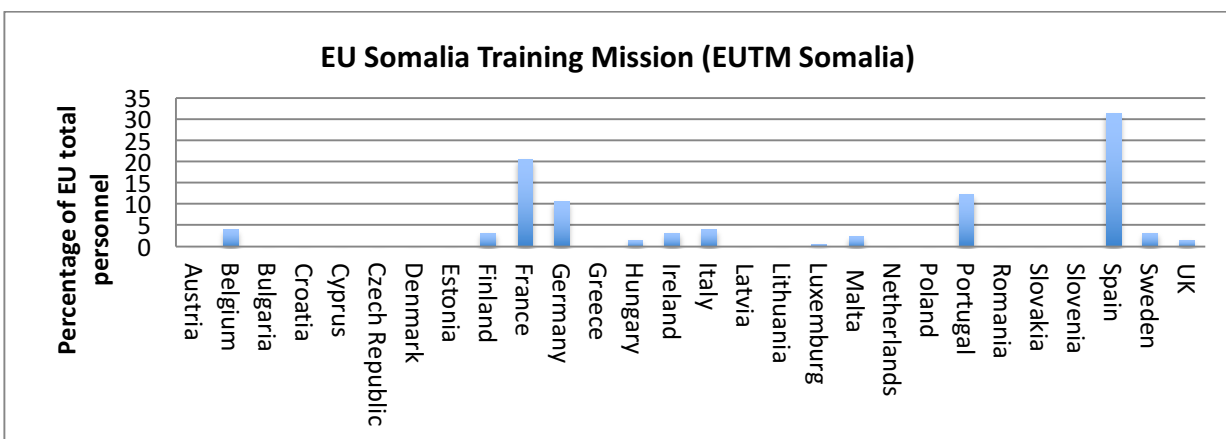


Figure 4.74 Personnel percentages for each member state of EU total personnel: EUTM Somalia

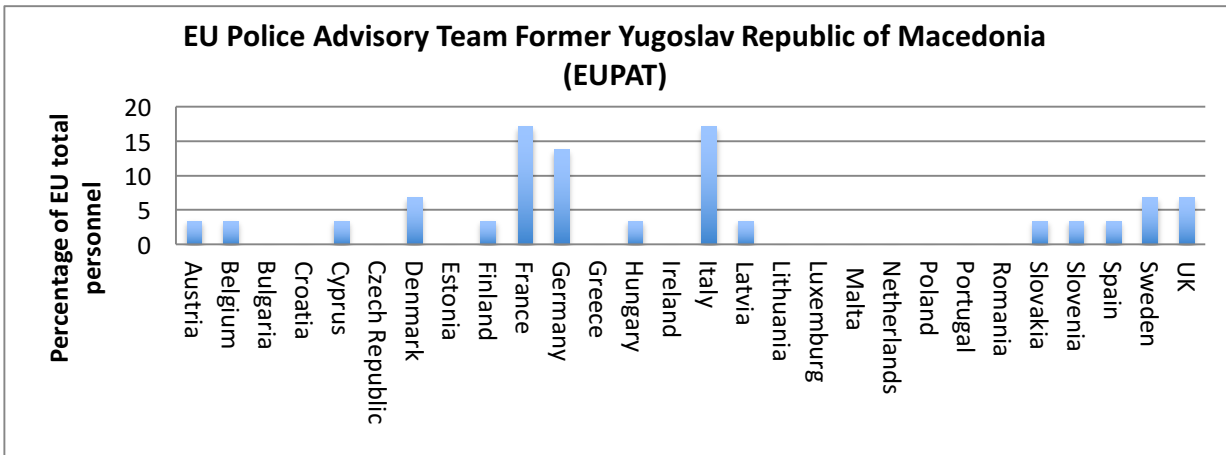


Figure 4.75 Personnel percentages for each member state of EU total personnel: EUPAT FYROM

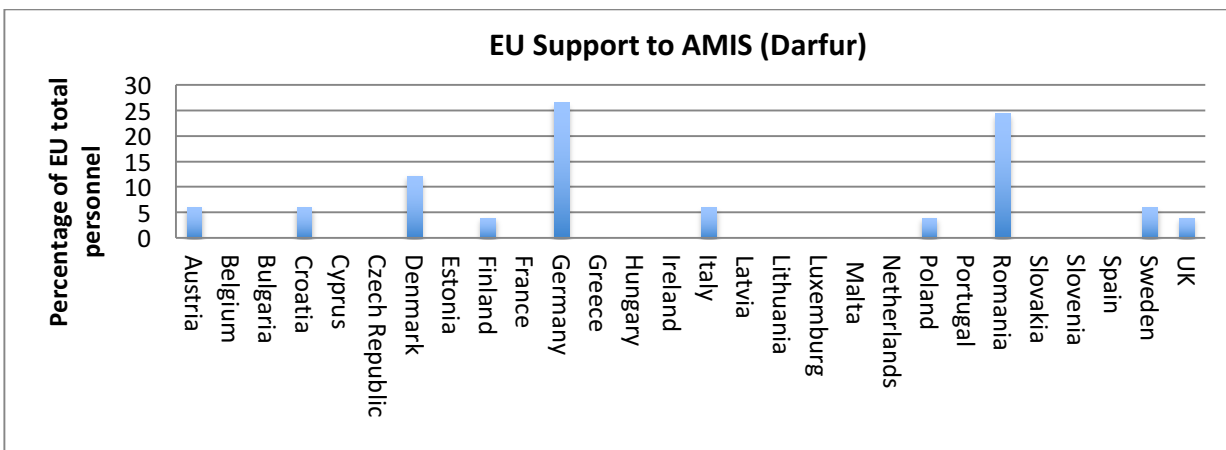


Figure 4.76 Personnel percentages for each member state of EU total personnel: AMIS Darfur

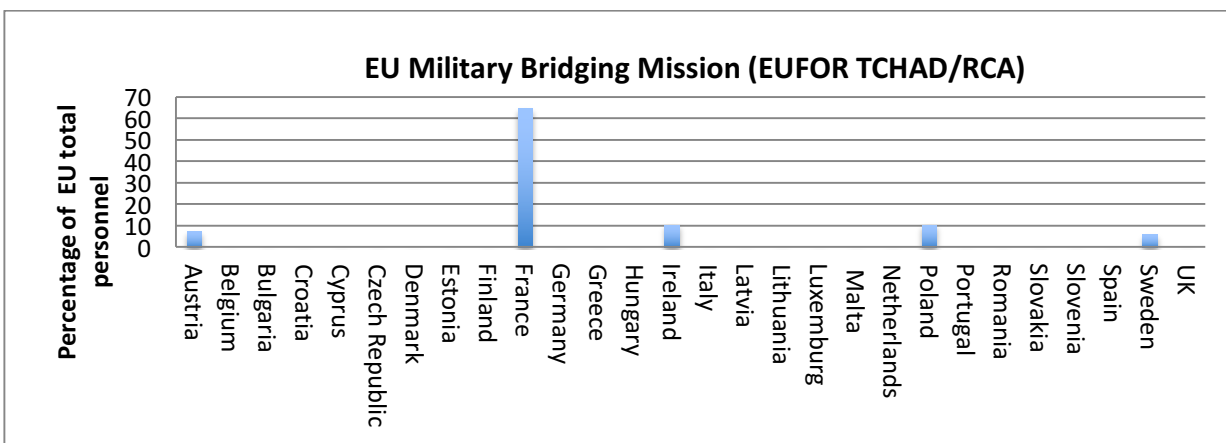


Figure 4.77 Personnel percentages for each member state of EU total personnel: EUFOR TCHAD/RCA

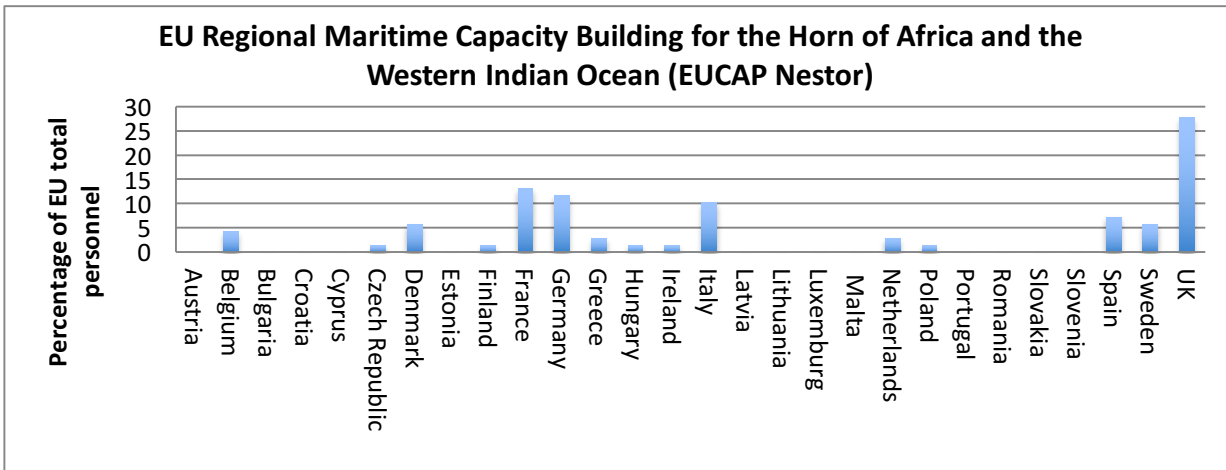


Figure 4.78 Personnel percentages for each member state of EU total personnel: EUCAP Nestor

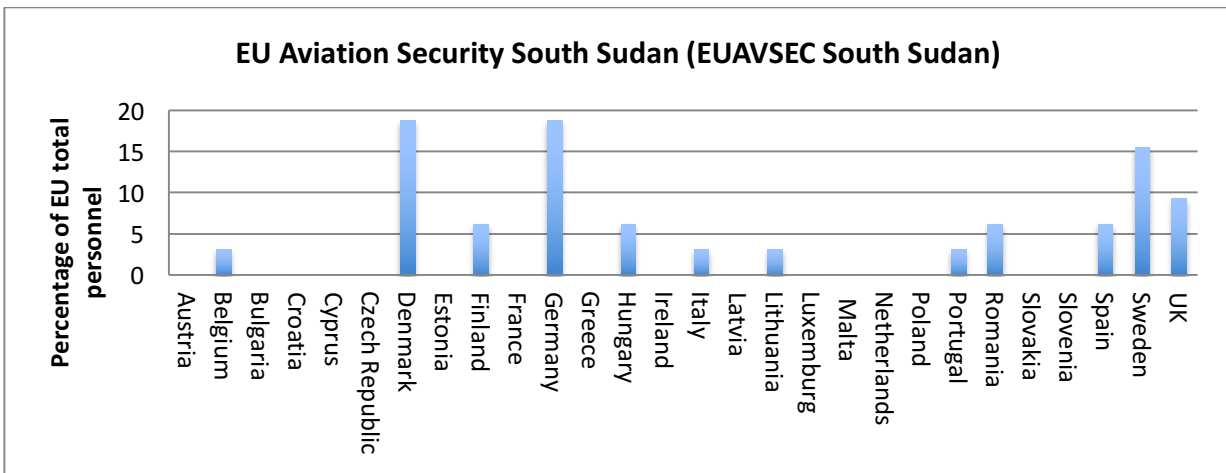


Figure 4.79 Personnel percentages for each member state of EU total personnel: EUAVSEC South Sudan

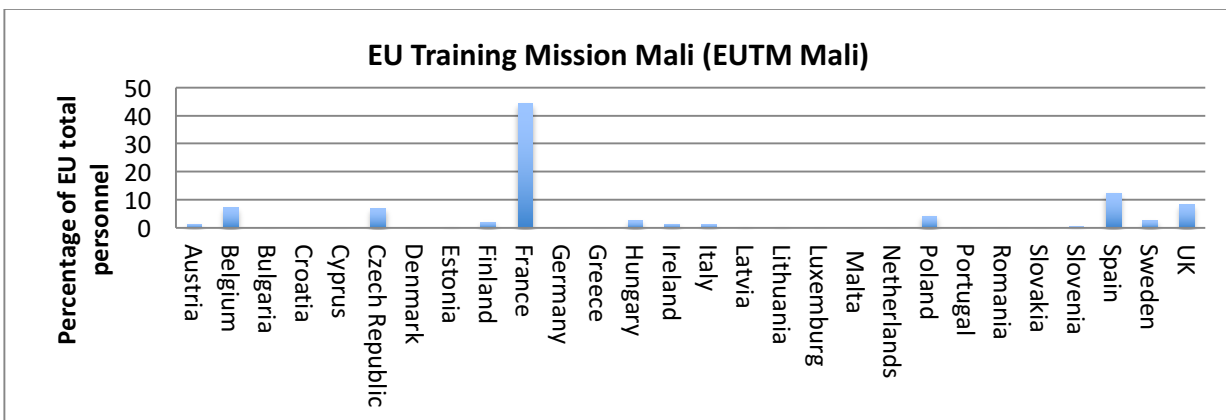


Figure 4.80 Personnel percentages for each member state of EU total personnel: EUTM Mali

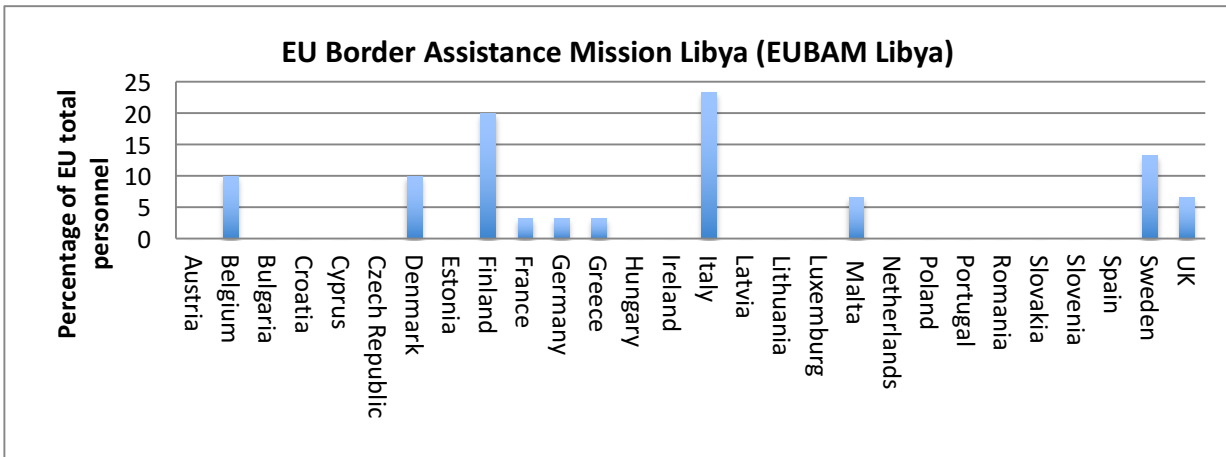


Figure 4.81 Personnel percentages for each member state of EU total personnel: EUBAM Libya

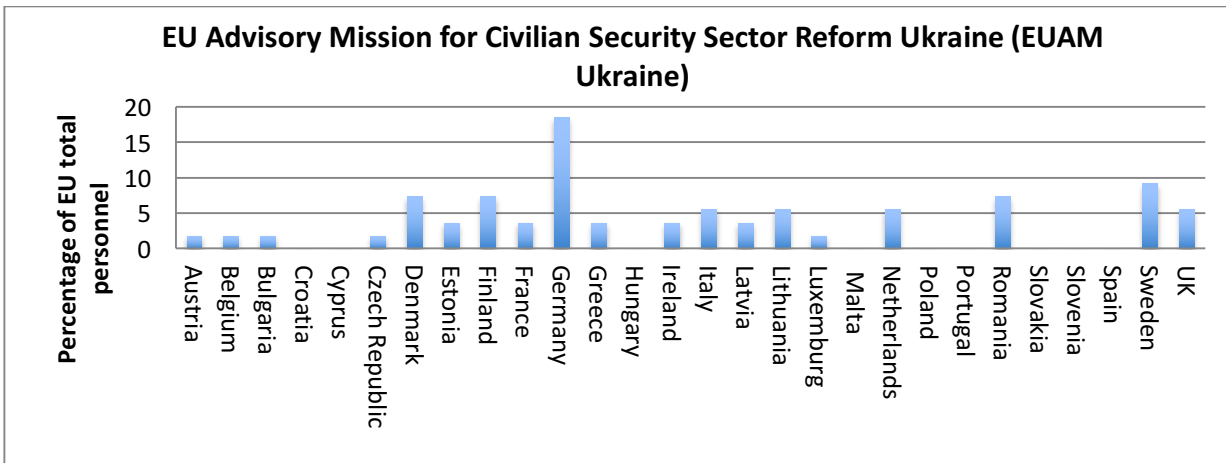


Figure 4.82 Personnel percentages for each member state of EU total personnel: EUAM Ukraine

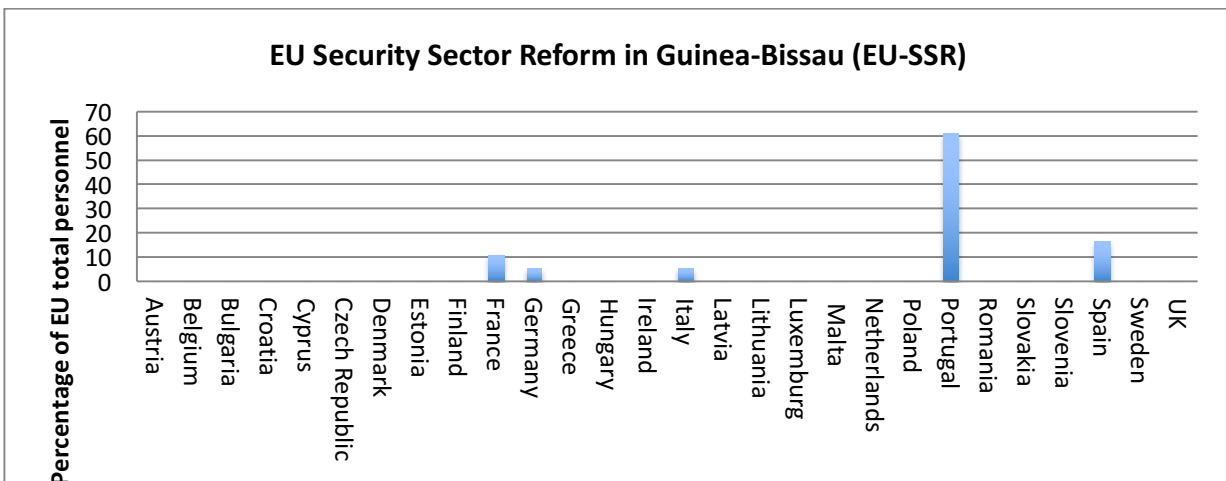


Figure 4.83 Personnel percentages for each member state of EU total personnel: EU-SSR Guinea Bissau

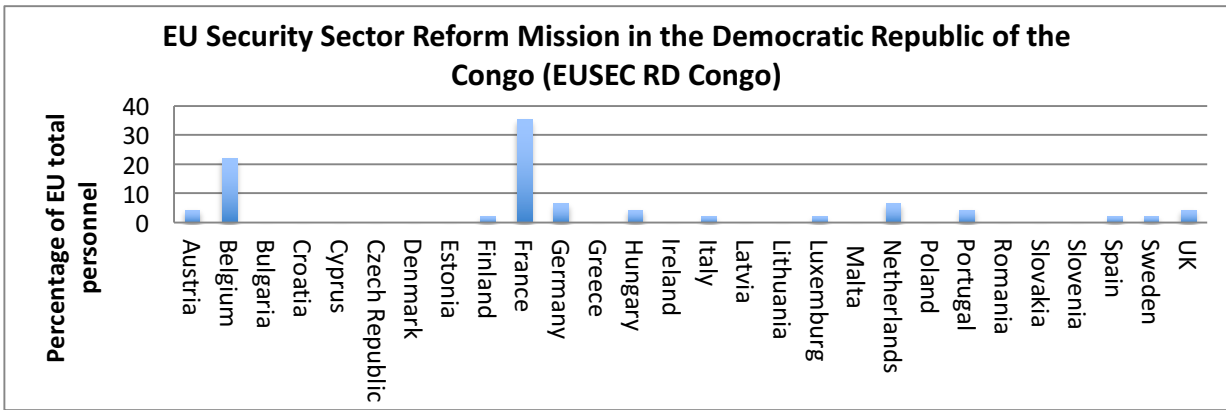


Figure 4.84 Personnel percentages for each member state of EU total personnel: EUSEC RD Congo

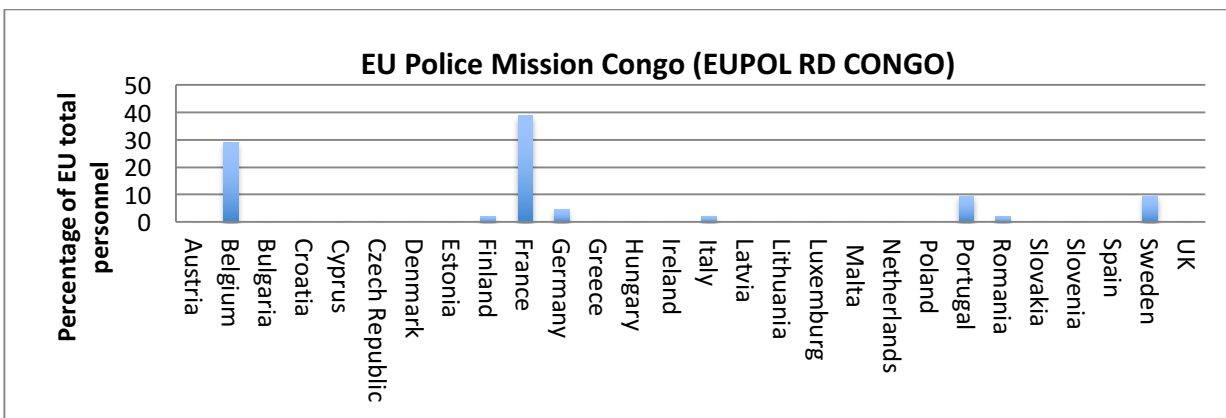


Figure 4.85 Personnel percentages for each member state of EU total personnel: EUPOL RD Congo

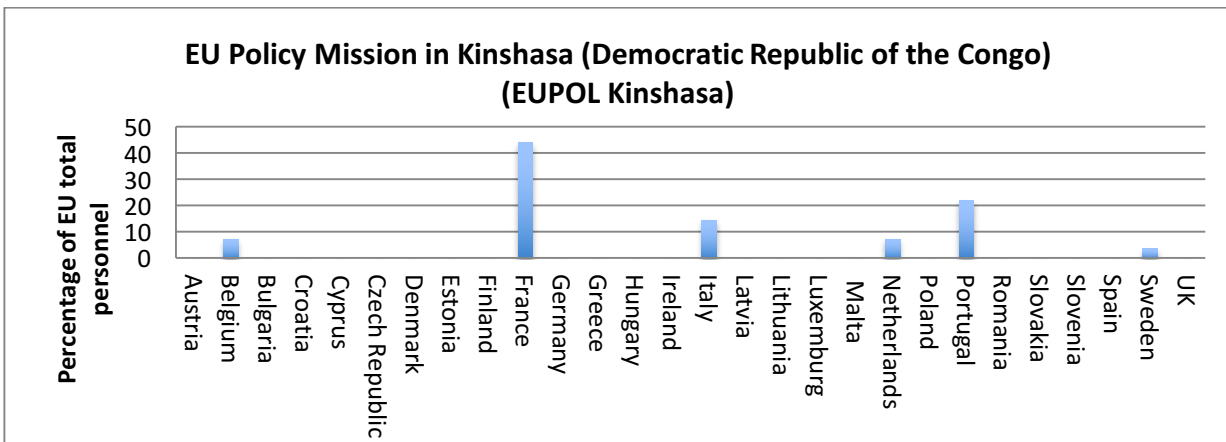


Figure 4.86 Personnel percentages for each member state of EU total personnel: EUPOL Kinshasa Congo

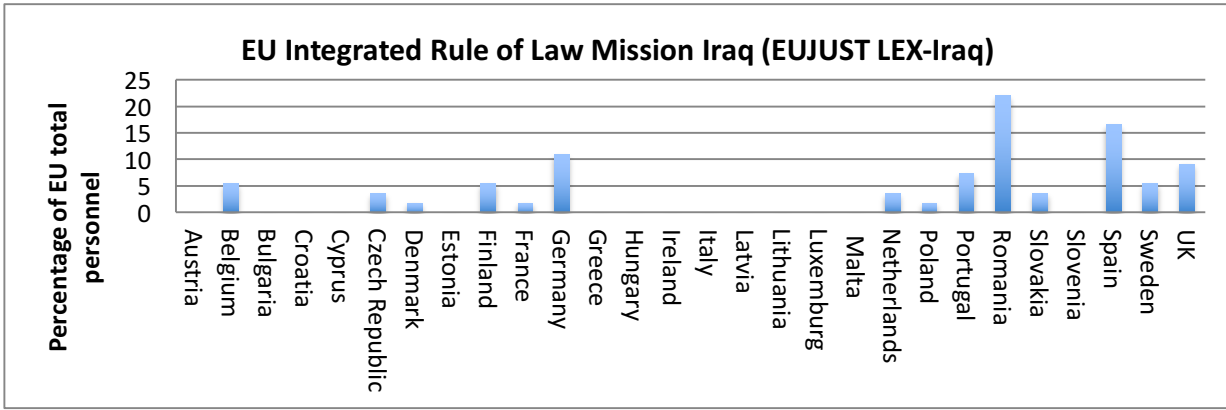


Figure 4.87 Personnel percentages for each member state of EU total personnel: EUJUST LEX-Iraq

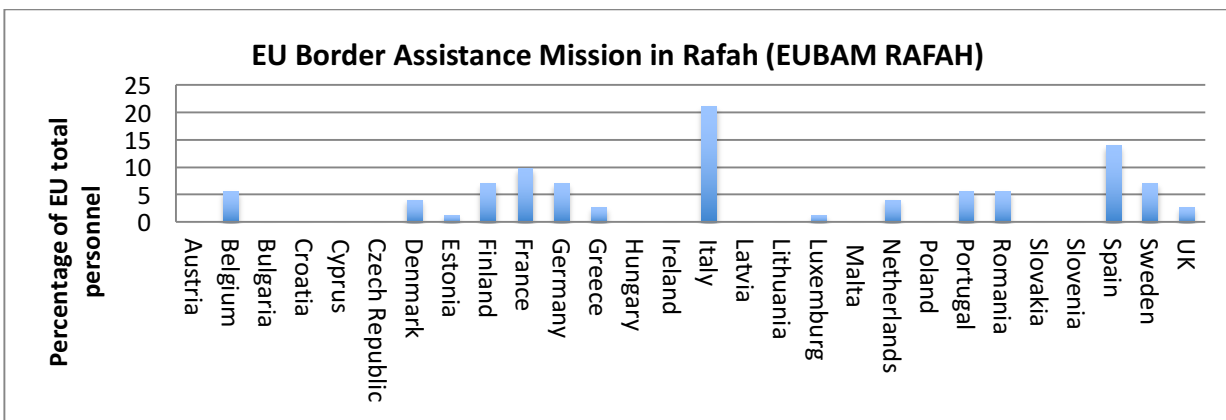


Figure 4.88 Personnel percentages for each member state of EU total personnel: EUBAM RAFAH

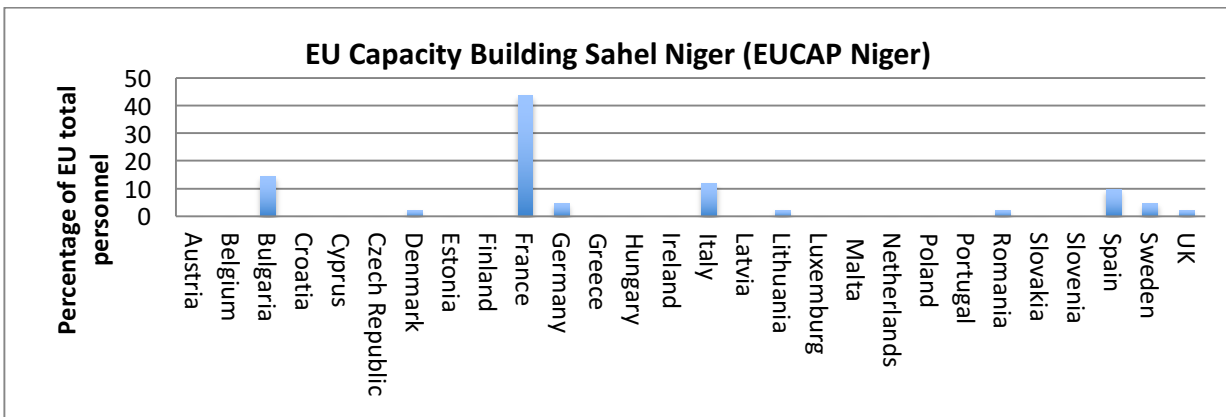


Figure 4.89 Personnel percentages for each member state of EU total personnel: EUCAP Niger

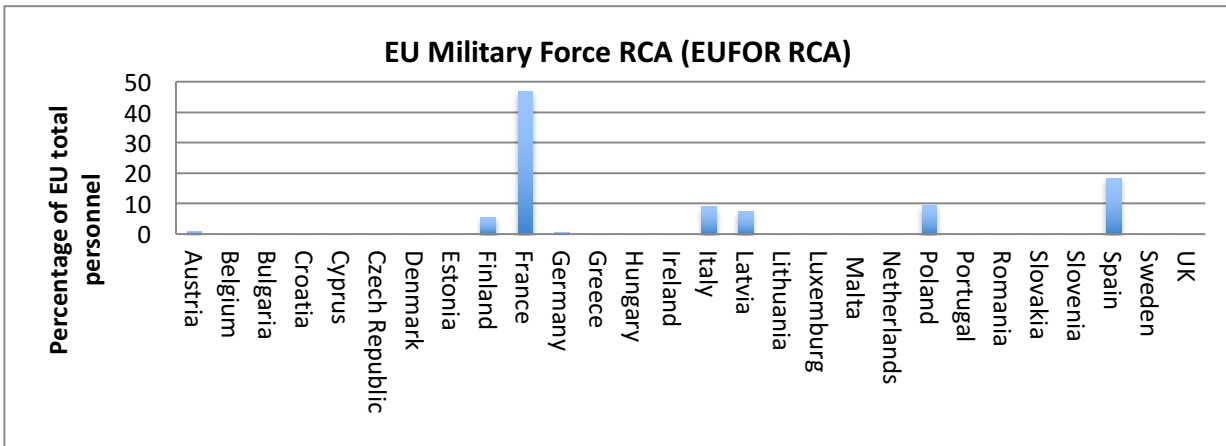


Figure 4.90 Personnel percentages for each member state of EU total personnel: EUFOR RCA

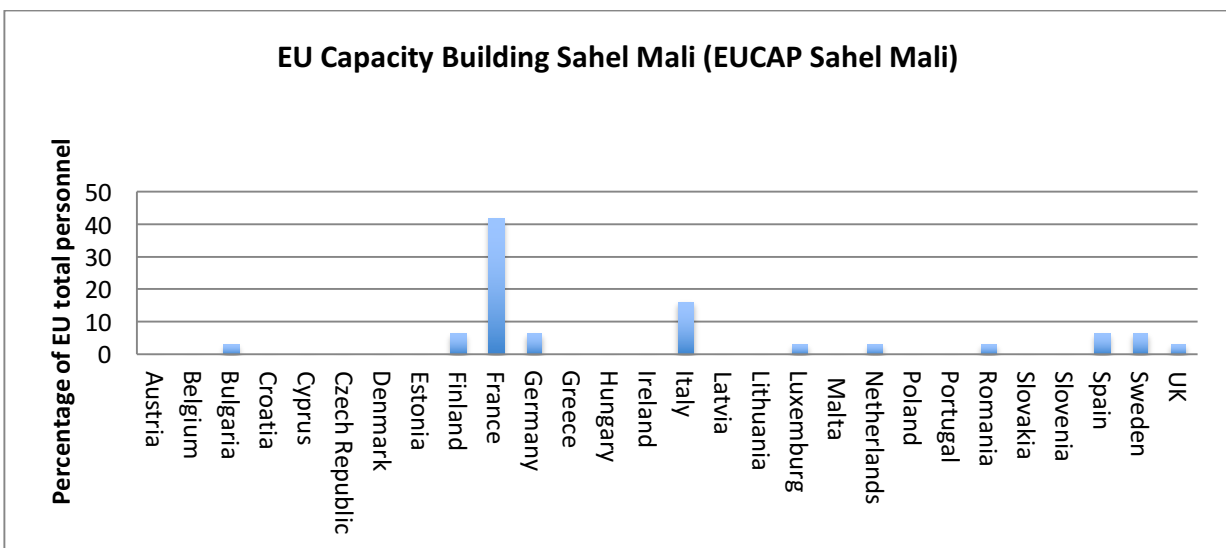


Figure 4.91 Personnel percentages for each member state of EU total personnel: EUCAP Sahel Mali

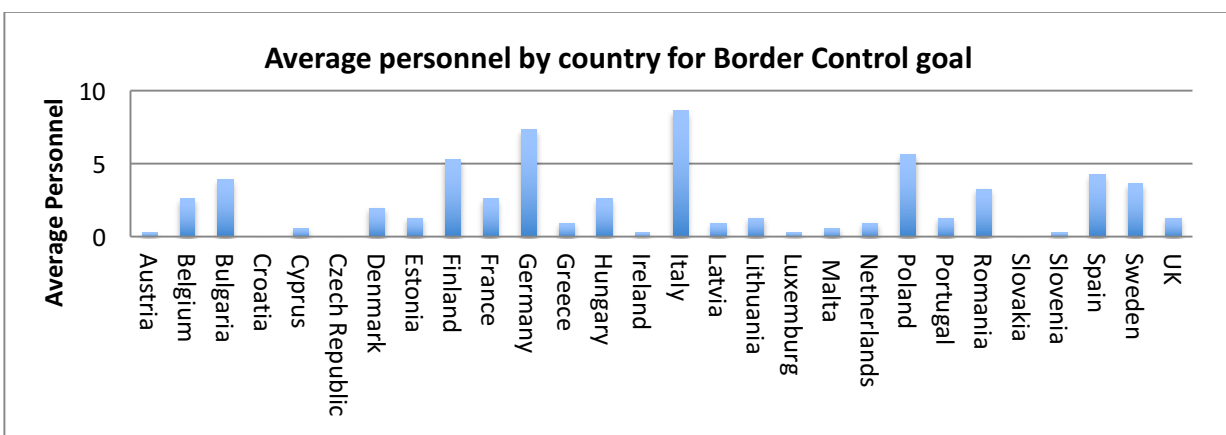


Figure 4.92 Average personnel by country for Border Control goal

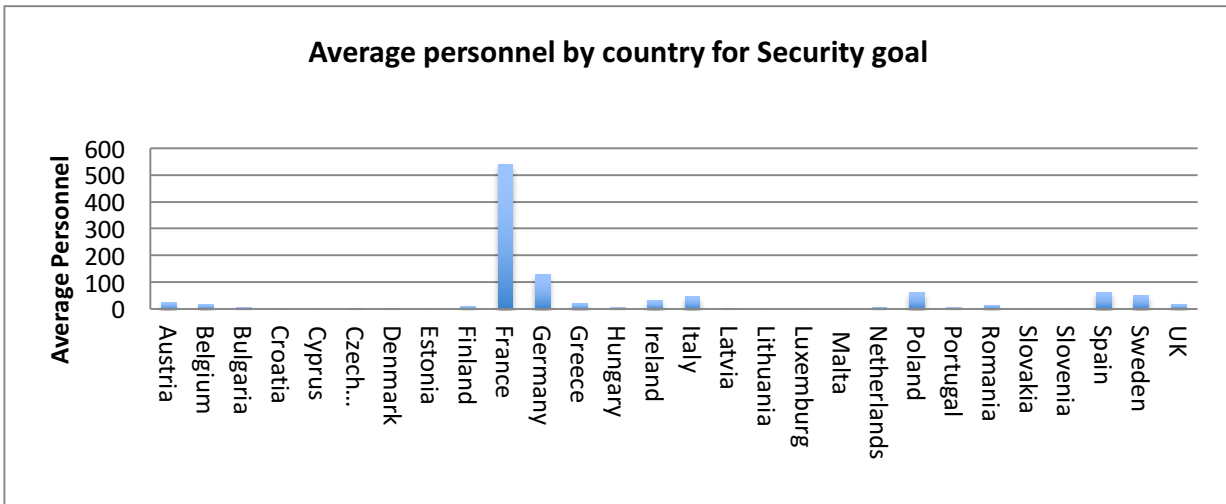


Figure 4.93 Average personnel by country for Security goal

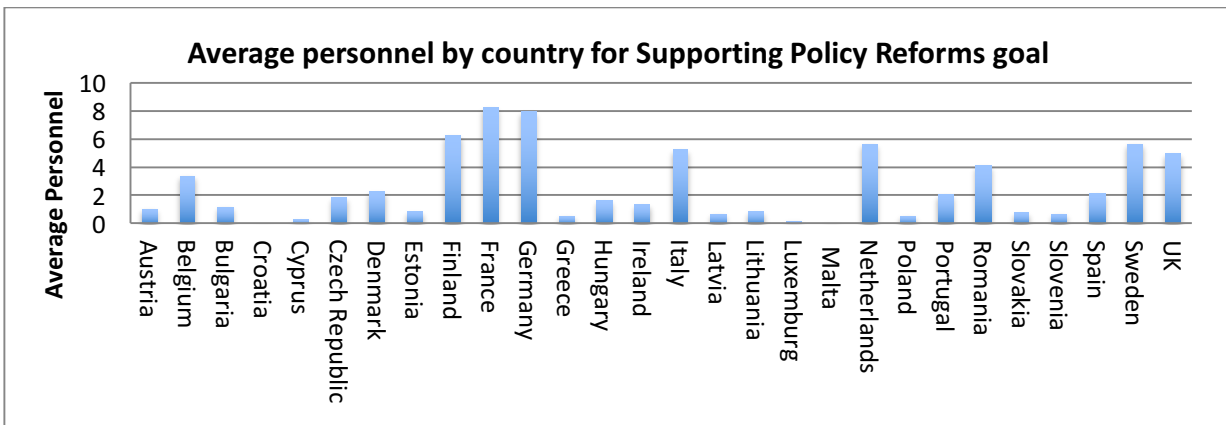


Figure 4.94 Average personnel by country for Supporting Policy Reforms goal

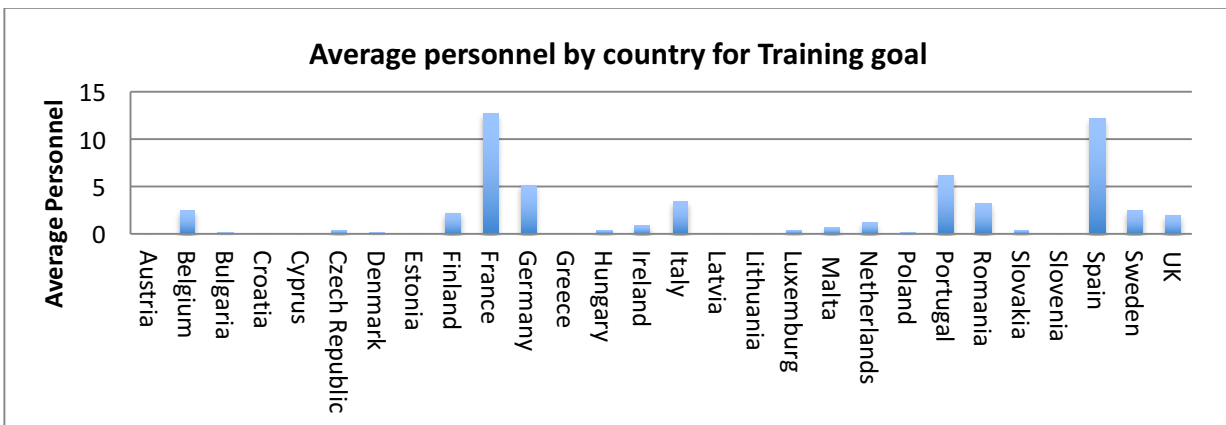


Figure 4.95 Average personnel by country for Training goal

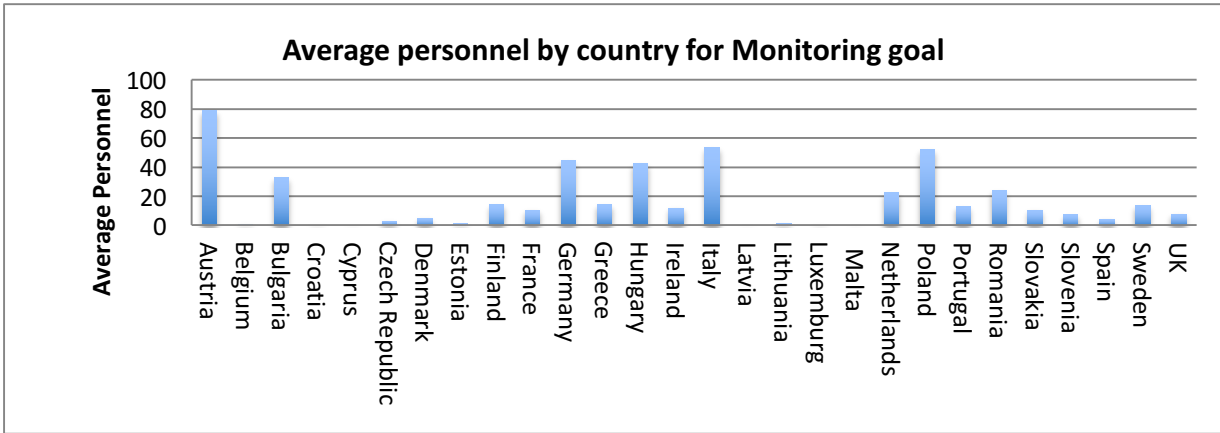


Figure 4.96 Average personnel by country for Monitoring goal

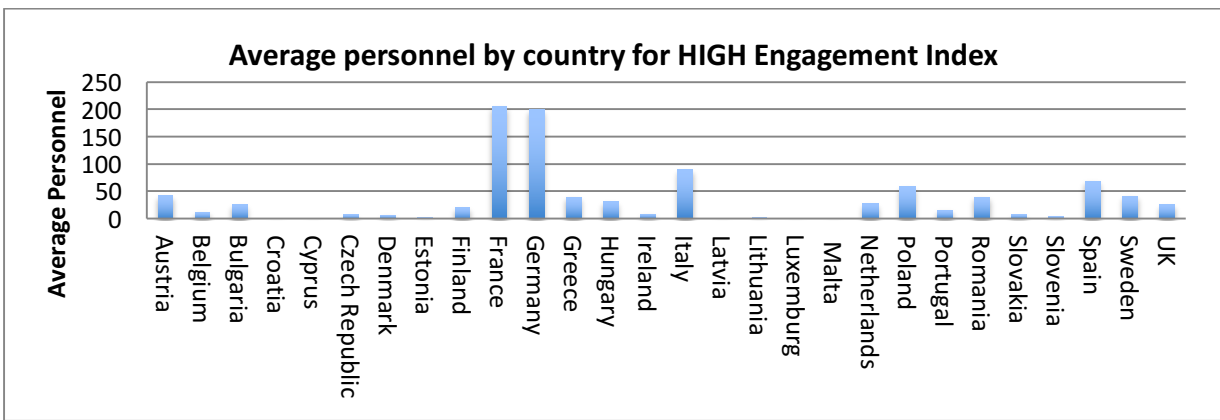


Figure 4.97 Average personnel by country for 'High' Engagement Index

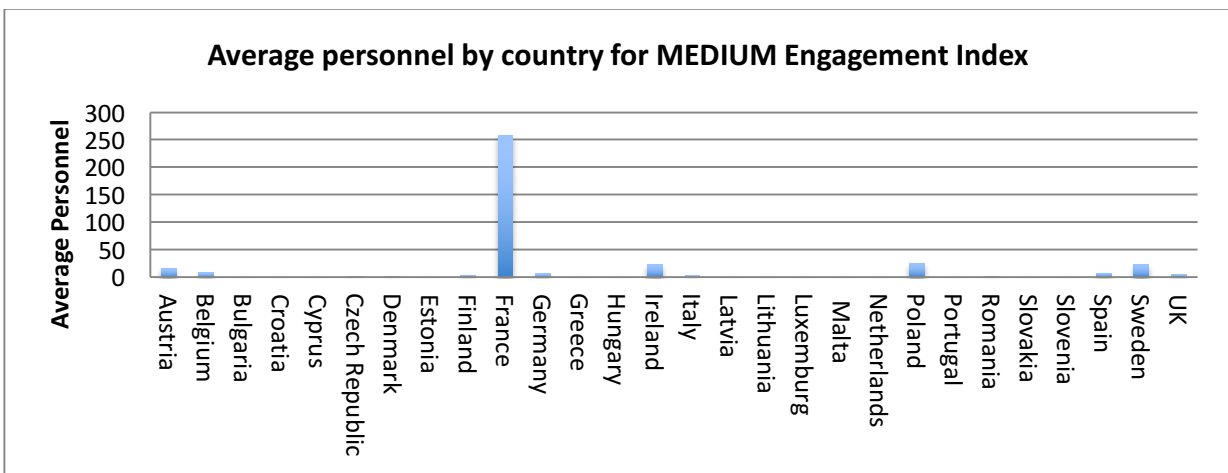


Figure 4.98 Average personnel by country for 'Medium' Engagement Index

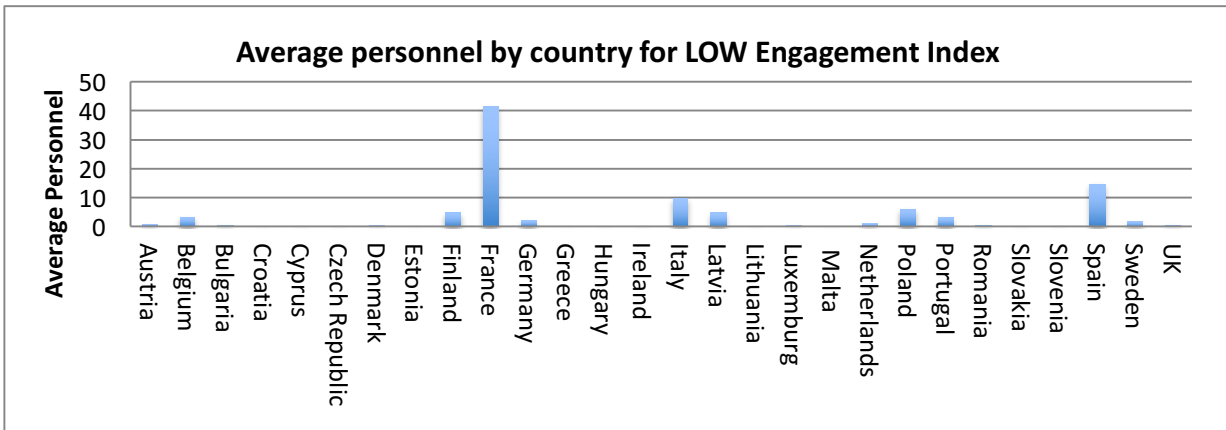


Figure 4.99 Average personnel by country for 'Low' Engagement Index

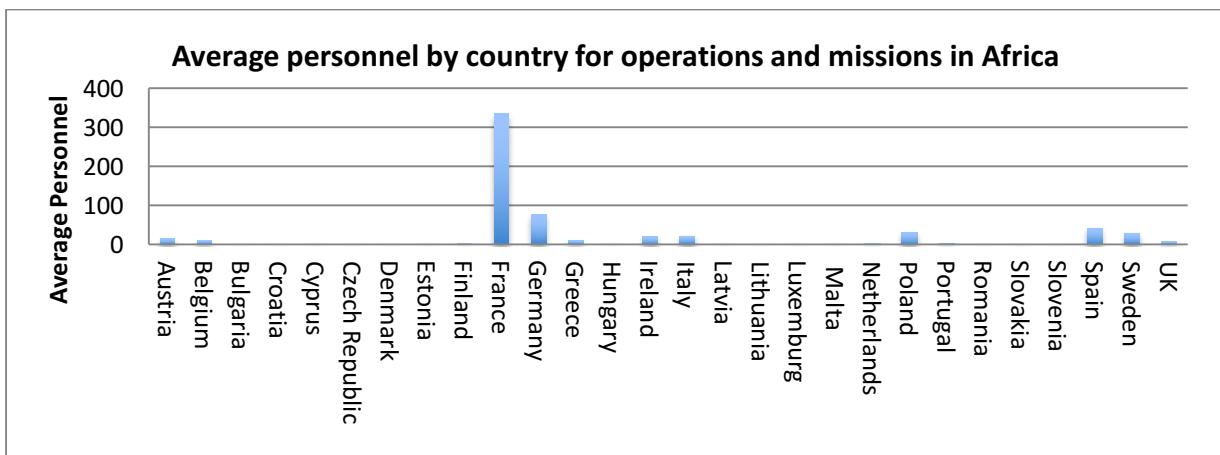


Figure 4.100 Average personnel by country for operations and missions in Africa

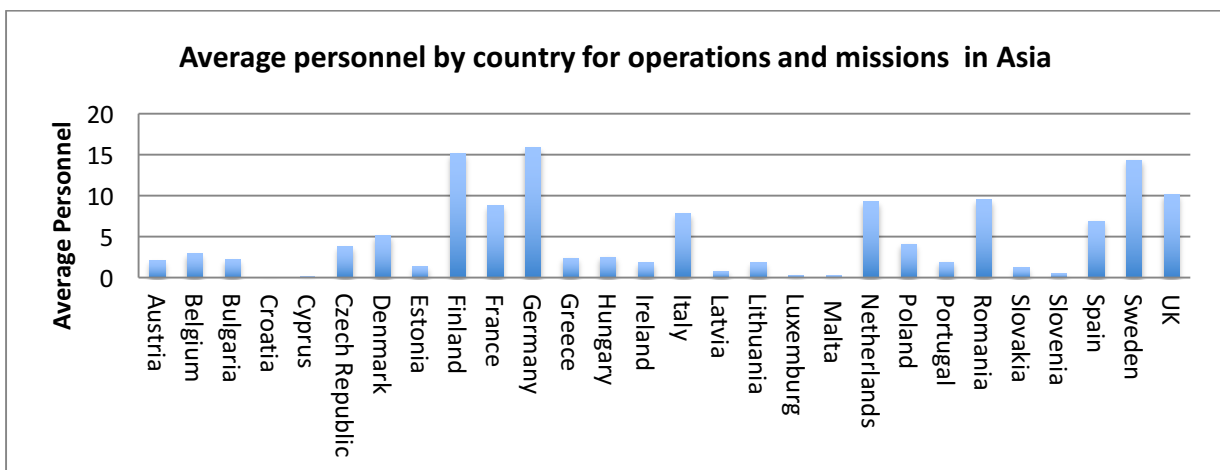


Figure 4.101 Average personnel by country for operations and missions in Asia

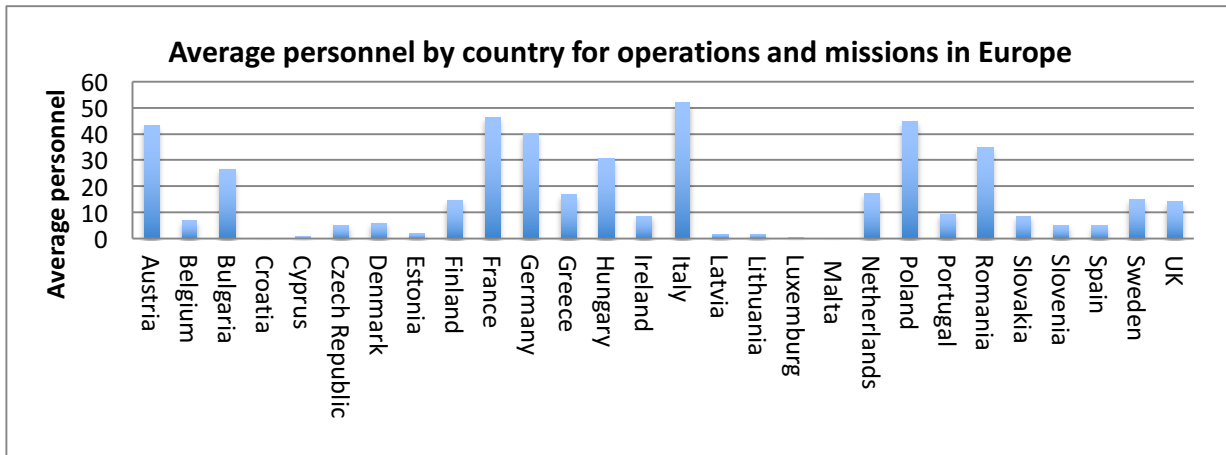


Figure 4.102 Average personnel by country for operations and missions in Europe

Table 4.3 Percentage of personnel by country in each region

	Africa %	Asia %	Europe %
Austria	43,10	2,35	54,55
Belgium	72,08	7,42	20,49
Bulgaria	3,36	6,72	89,92
Croatia	100,00	0,00	0,00
Cyprus	25,00	8,33	66,67
Czech Republic	34,91	25,47	39,62
Denmark	19,05	34,29	46,67
Estonia	6,45	32,26	61,29
Finland	24,32	35,81	39,86
France	92,89	1,01	6,10
Germany	74,97	6,39	18,64
Greece	56,94	4,82	38,24
Hungary	8,62	6,21	85,17
Ireland	81,50	2,86	15,64
Italy	45,04	6,42	48,54
Latvia	64,62	9,23	26,15
Lithuania	14,29	37,14	48,57
Luxemburg	46,67	20,00	33,33
Malta	54,55	18,18	27,27
The Netherlands	23,22	24,34	52,43
Poland	58,48	3,09	38,42
Portugal	50,81	7,57	41,62
Romania	5,18	18,26	76,57
Slovakia	0,00	11,39	88,61
Slovenia	11,76	7,84	80,39
Spain	88,96	5,95	5,10
Sweden	69,23	13,87	16,90
The UK	41,69	22,26	36,05

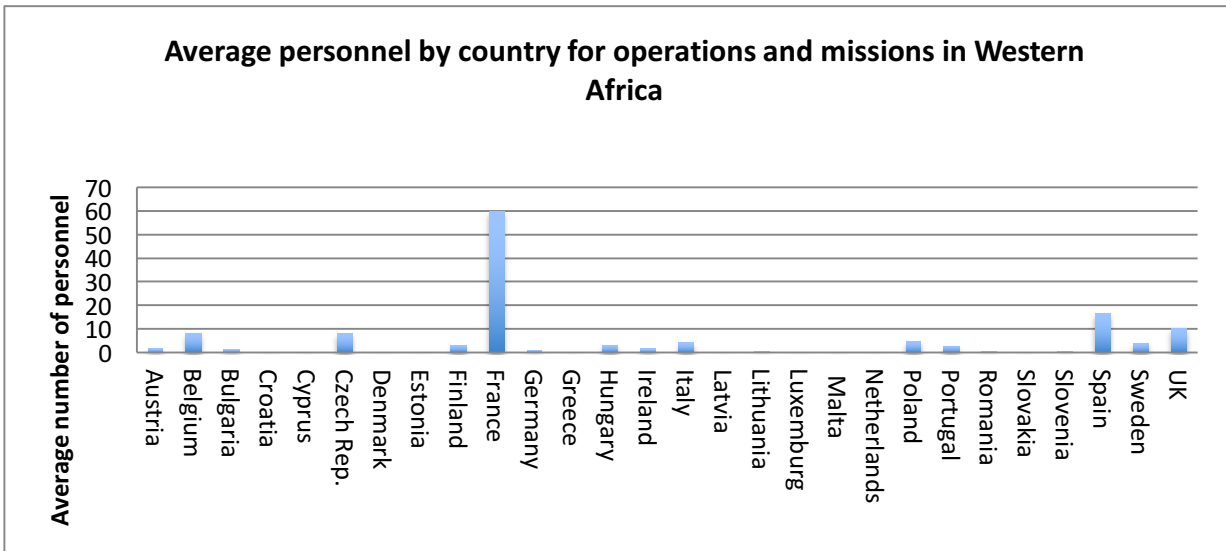


Figure 4.103 Average personnel by country for operations and missions in Western Africa

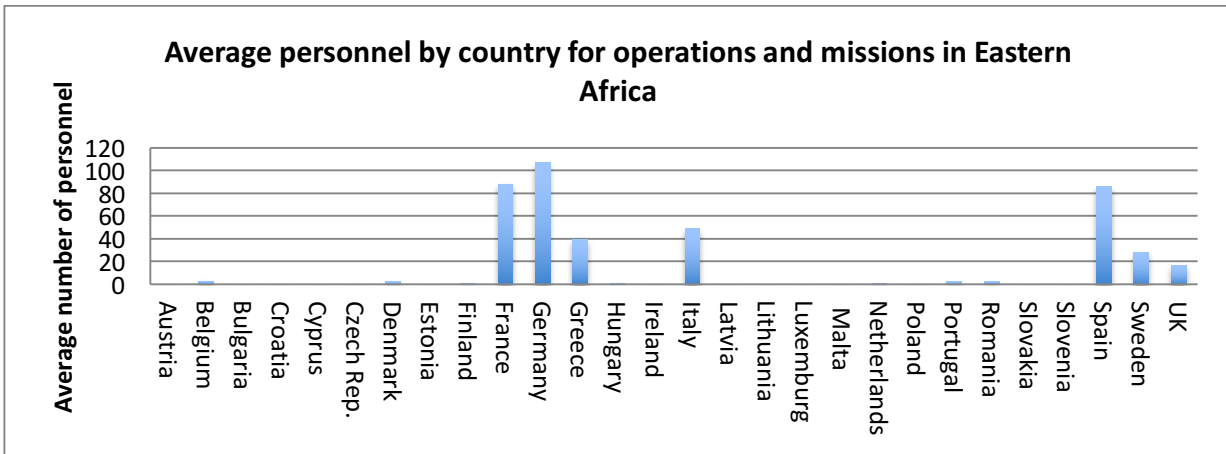


Figure 4.104 Average personnel by country for operations and missions in Eastern Africa

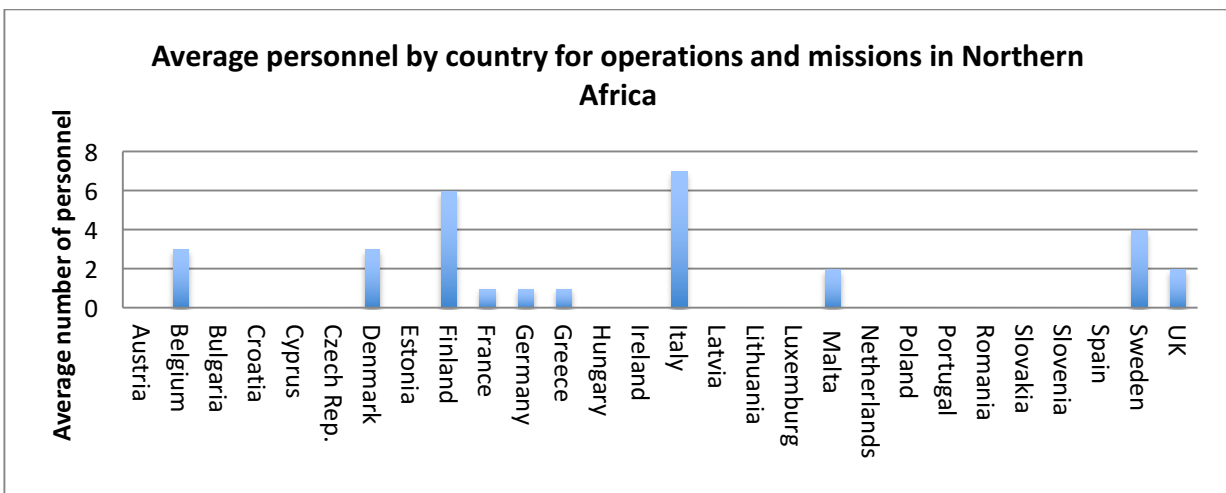


Figure 4.105 Average personnel by country for operations and missions in Northern Africa

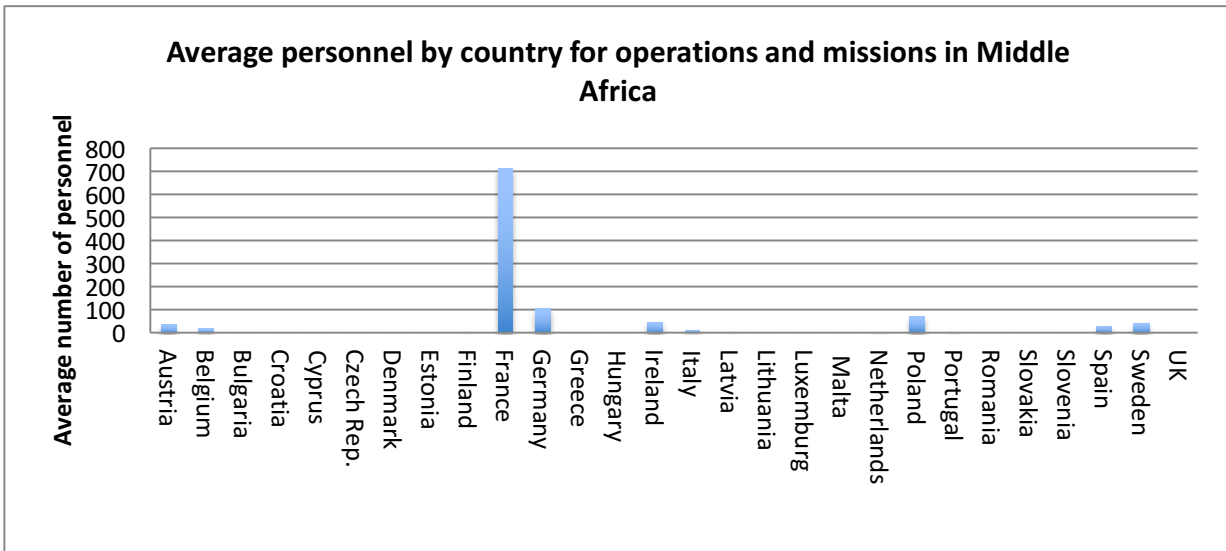


Figure 4.106 Average personnel by country for operations and missions in Middle Africa

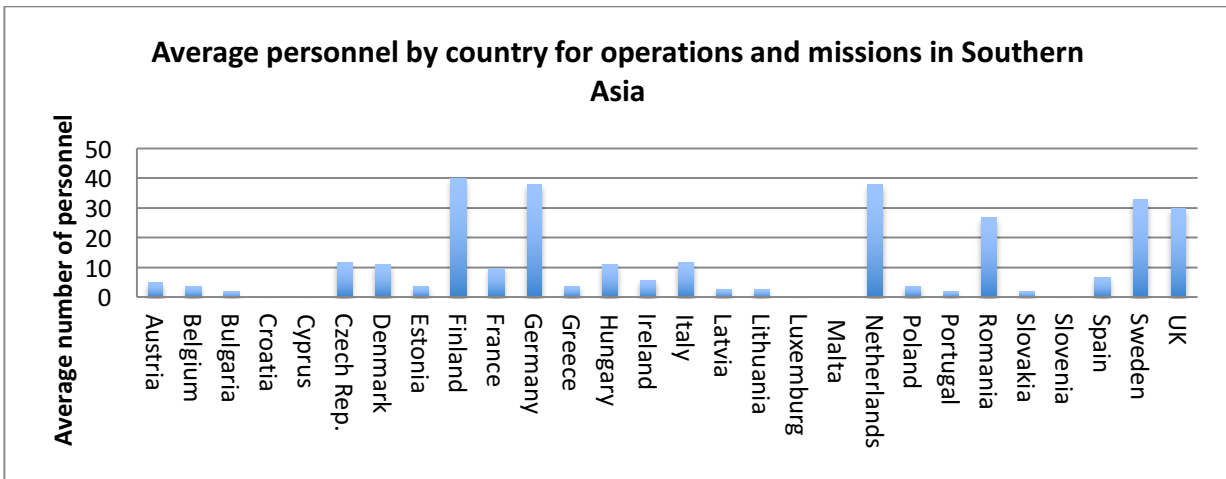


Figure 4.107 Average personnel by country for operations and missions in Southern Asia

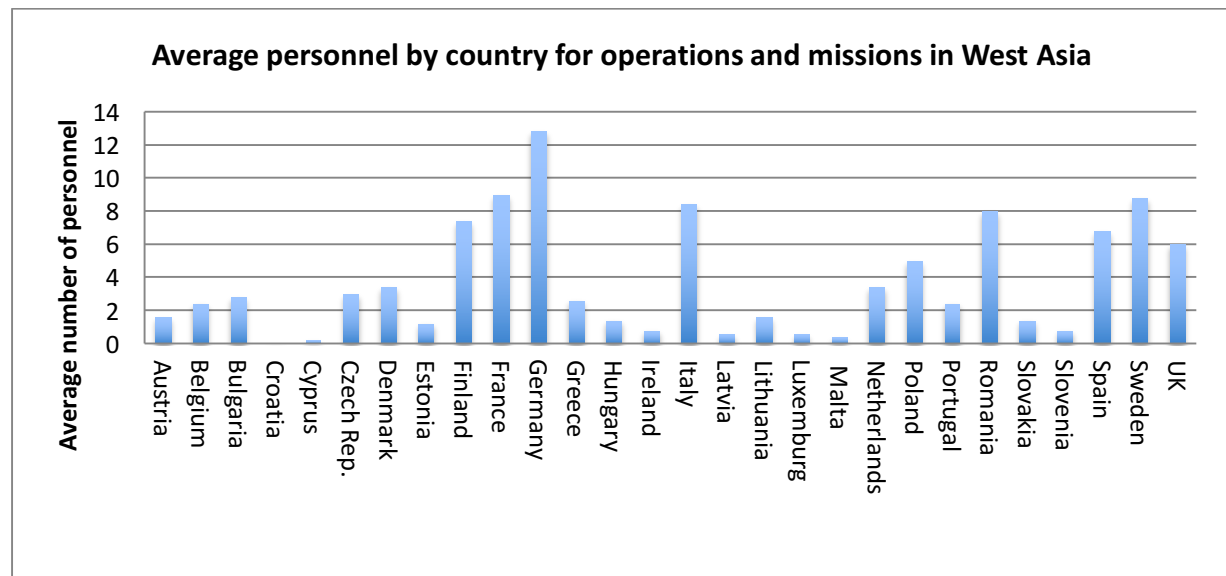


Figure 4.108 Average personnel by country for operations and missions in Western Asia



Figure 4.109 Average personnel by country for operations and missions in South-Eastern Asia

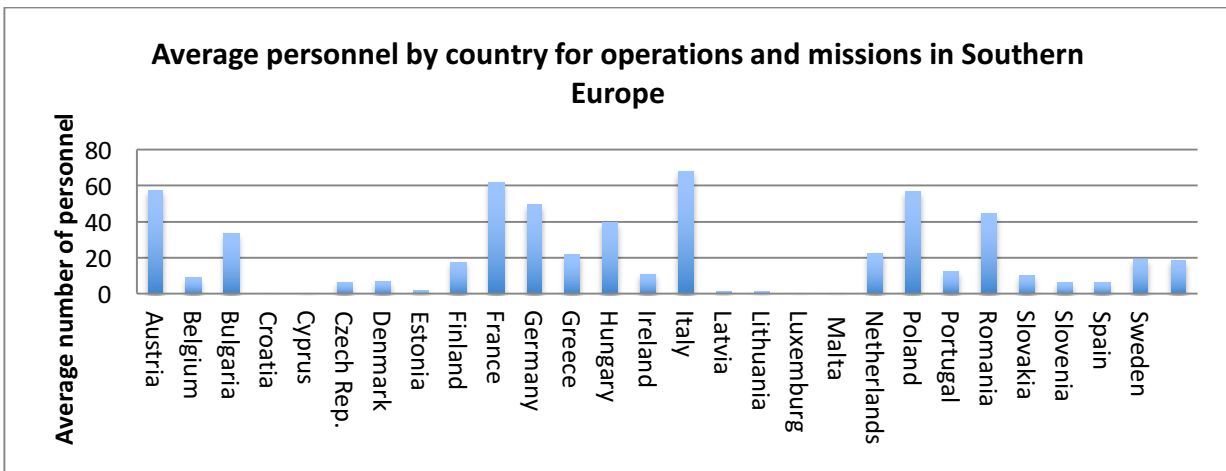


Figure 4.110 Average personnel by country for operations and missions in Southern Europe

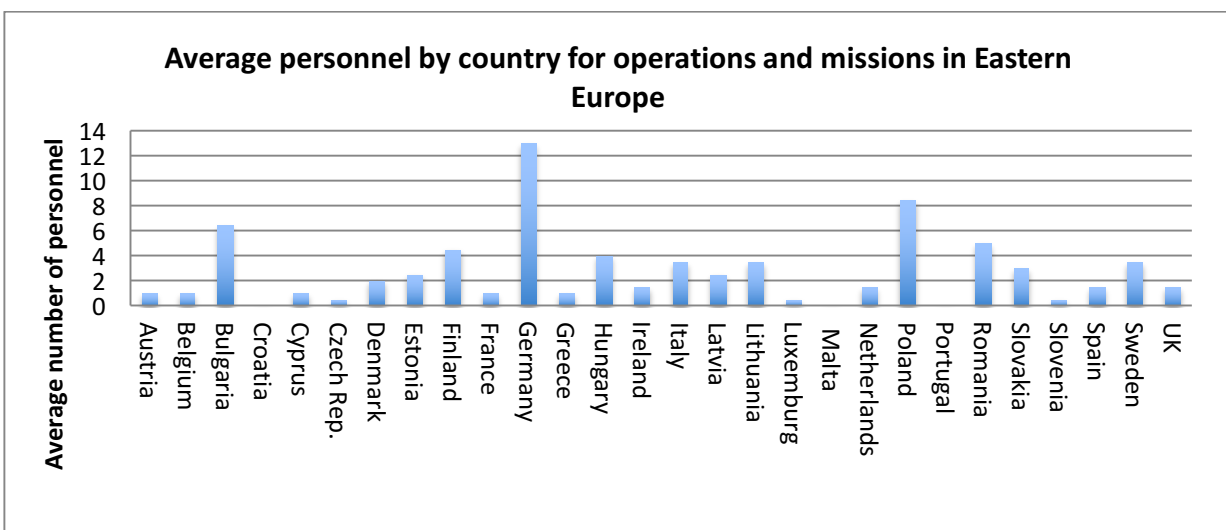


Figure 4.111 Average personnel by country for operations and missions in Eastern Europe

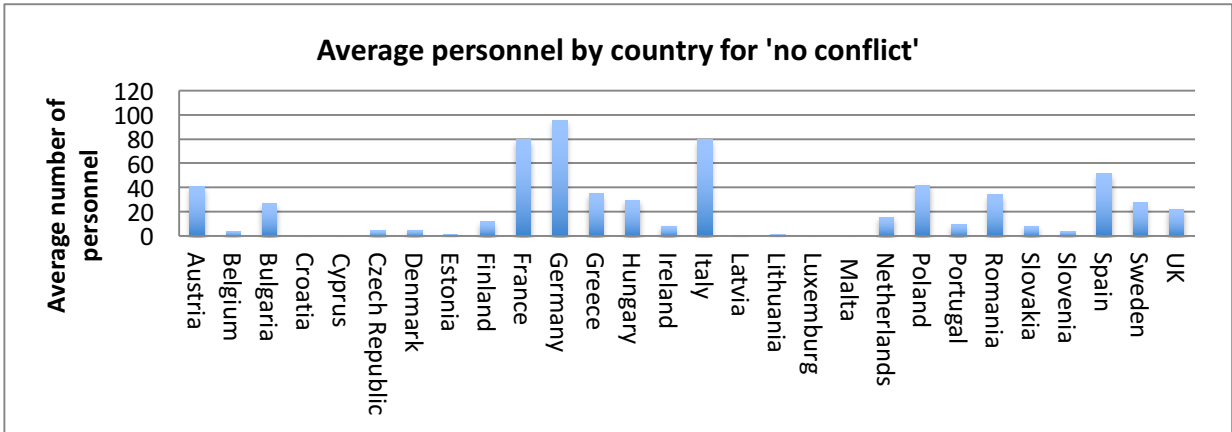


Figure 4.112 Average personnel by country for 'no conflict'

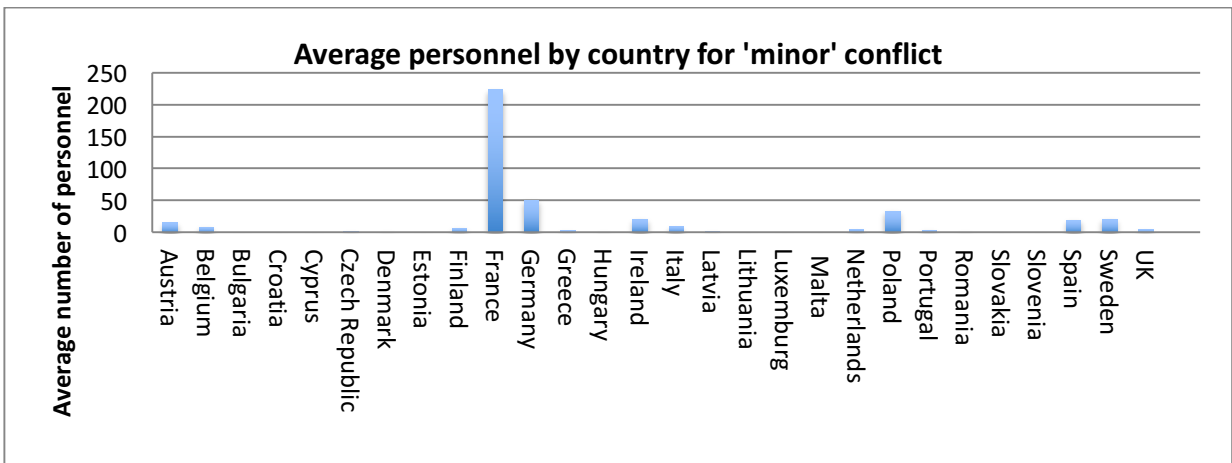


Figure 4.113 Average personnel by country for 'minor' conflict

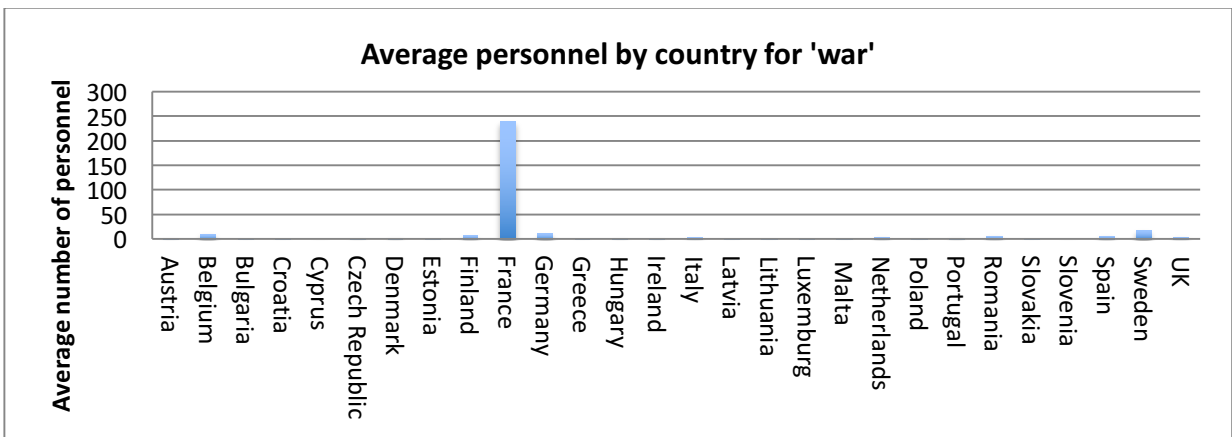


Figure 4.114 Average personnel by country for 'war' conflict

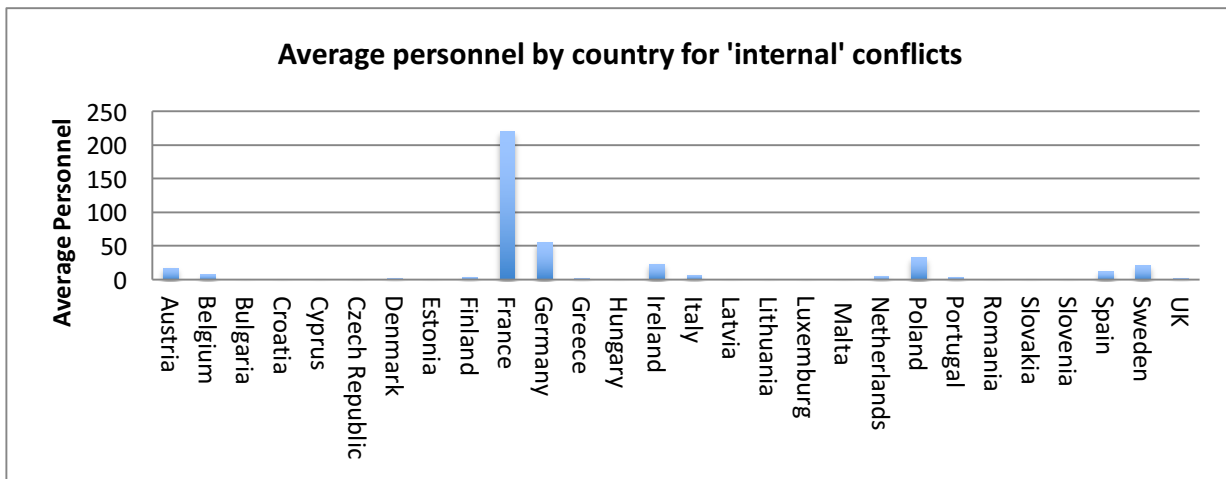


Figure 4.115 Average personnel by country for 'internal' conflicts

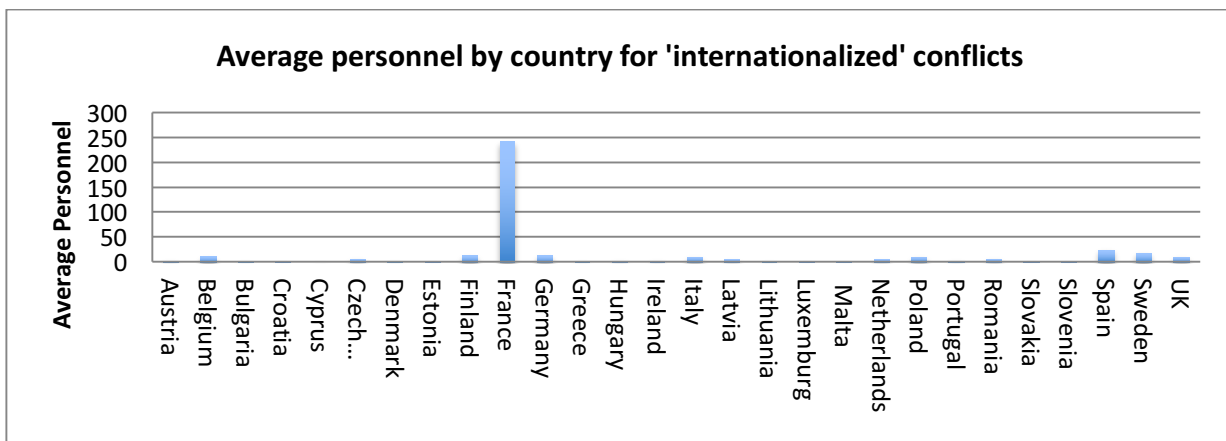


Figure 4.116 Average personnel by country for 'internationalized' conflicts

References

- Gleditsch, Nils Petter; Peter Wallensteen, Mikael Eriksson, Margareta Sollenberg and Håvard Strand (2002) Armed Conflict 1946–2001: A New Dataset. *Journal of Peace Research* 39(5): 615–637.
- Grevi, Giovanni; Lynch, Damien and Missiroli, Antonio (2005) *ESDP Operations*. Paris: European Union Institute for Security Studies. <http://www.iss.europa.eu/>
- Howorth, Jolyon (2014) *Security and Defence Policy in the European Union* (2nd Edition). London: Palgrave Macmillan.
- Koutrakos, Panos (2013) *The EU Common Security and Defence Policy*. Oxford: Oxford University Press.
- Pohl, Benjamin (2014) *EU Foreign Policy and Crisis Management Operations: Power, Purpose and Domestic Politics*, Abingdon and New York: Routledge.
- Themnér, Lotta (2015) *UCDP/PRIO Armed Conflict Dataset Codebook, Version 4-2015*, Uppsala Conflict Data Program (UCDP), Centre for the Study of Civil Wars International Peace Research Institute, Oslo (PRIO).
- Pettersson, Therése and Wallensteen, Peter (2015) Armed Conflict, 1946-2014. *Journal of Peace Research* 52(4): 536-550.

