

# RACIAL IDENTITY AND ITS IMPACT ON JOB APPLICANTS

A Dissertation

by

ASTIN DEVINE STEWARD

Submitted to the Office of Graduate and Professional Studies of  
Texas A&M University  
in partial fulfillment of the requirements for the degree of

DOCTOR OF PHILOSOPHY

Chair of Committee,	George B. Cunningham
Committee Members,	Mary Alfred
	Matthew Walker
	Paul Keiper
Head of Department,	Richard Kreider

August 2016

Major Subject: Kinesiology

Copyright 2016 Astin Devine Steward

## ABSTRACT

Drawing from Social Dominance Theory and Prejudice Distribution Theory, the purpose of these three experimental studies was to examine how Whites evaluate racial minorities (African American and Latino) with a strong racial identity. In Study 1, participants evaluated applicants for an athletic director position. Relative to their weakly identified counterparts, applicants believed to possess a strong racial identity were rated as a poorer fit for the job. Results from Study 2, which was also set within the context of hiring an athletic director, show that participant social dominance orientation moderates the relationship between racial identity and subsequent evaluations. Study 3 explored the impact of racial identity on salary and job-related attributes for African American and Latina applicants in the fitness industry as well as gender biases of participants. Study 3 results revealed a relationship between rater gender, applicant race or racial identity and job-related attributes as well as suggested salary. Specifically, strongly identified Latina applicants were rated most negatively by male reviewers in comparison to weakly identified Latina and African American applicants. Interestingly, the inverse was found for female raters. These studies support and extend the current literature as well as highlight the unique way displays of racial identity impact minority applicants in sport and fitness contexts. These findings have both theoretical and practical implications for organizations and minority applicants. The author also discusses limitations and future directions.

## DEDICATION

I dedicate this dissertation to my grandparents R.L. Steward, Jr., Maurice La'Blance Mahon Steward, CMSgt. Herman Roberts, and Monetta Lazel Devine. I am, because of you.

## ACKNOWLEDGEMENTS

I would like to thank my committee chair, Dr. George B. Cunningham, and my committee members, Dr. Mary Alfred, Dr. Matt Walker, and Dr. Paul Keiper, as well as Paul Harwell for their guidance and feedback during my doctoral career and dissertation process. Thanks also go to my Texas A&M University buddies, Purdue Track and Field pals and church friends who became family. I love you all. Laughing with you helped me more than you will ever know. Boiler Up, Roll Tide, and Gig'em!

To my fiancé, Thomas Vick, Esq., you are a prime example of what love is and should be. Thank you for your listening ear, words of comfort, patience, spiritual guidance and love.

Finally, thanks to my parents Robert L. Steward, III and Dr. Robbie J. Steward for their encouragement. You supported me and fought for me when no one else would. You have gone above and beyond in your love for me and I cannot put into words how much that has meant. Thank you for always believing in me and loving me.

“Oh, give thanks to the Lord, for He is good! For His mercy endures forever.” -

Psalm 107:1

## TABLE OF CONTENTS

	Page
ABSTRACT .....	ii
DEDICATION .....	iii
ACKNOWLEDGEMENTS .....	iv
TABLE OF CONTENTS .....	v
CHAPTER I INTRODUCTION .....	1
Introduction .....	1
Organizational Diversity .....	2
Overview of Diversity in Sport .....	4
Diversity in Groups .....	5
Lack of Racial Diversity.....	7
Conceptual Framework .....	11
Racial Identity .....	11
Prejudice Distribution Theory .....	14
Social Dominance Theory and Social Dominance Orientation.....	15
Diversity Management Directives.....	17
Statement of the Problem .....	19
Purpose Statement .....	19
Research Questions .....	20
Overview of Chapters.....	20
CHAPTER II STUDY 1 .....	22
Introduction .....	22
Method .....	25
Participants .....	25
Procedures .....	25
Measures.....	26
Results .....	27
Manipulation Check .....	27
Hypothesis Testing .....	27
Discussion .....	28
CHAPTER III STUDY 2 .....	30

Introduction .....	30
Method .....	34
Participants .....	34
Procedures .....	34
Measures.....	34
Results .....	35
Manipulation Check .....	35
Hypothesis Testing .....	35
Discussion .....	37
 CHAPTER IV STUDY 3 .....	 39
Introduction .....	39
Hiring Directives .....	41
Racial Differences .....	44
Rater Gender.....	45
Summary .....	46
Method .....	46
Participants .....	46
Procedures .....	47
Measures.....	49
Results .....	50
Manipulation Check .....	50
Hypothesis Testing .....	50
Interactive Effects.....	51
Discussion .....	53
 CHAPTER V SUMMARY .....	 58
Summary .....	58
Contributions.....	59
Limitations .....	63
Future Directions.....	65
 REFERENCES .....	 67
 APPENDIX A TABLES .....	 97
Table 1. Effects of Applicant Racial Identity, Applicant Gender and Participant Gender on Person-Job Fit Ratings.....	97
Table 2. Means, Standard Deviations, and Bivariate Correlations .....	98
Table 3. Results of Moderated Mediation Analysis .....	99
Table 4. Results of 2 (Applicant Racial Identity: Low, High) x 2 (Race: African American, Latino) x 2 (Inclusive Practices: Pro-Diversity, Diversity Neutral) x 2 (Rater Gender) MANOVA.....	100

Table 5. Descriptive Statistics, 3 Way Interaction (Applicant Racial Identity: Low, High) x 2 (Race: African American, Latino) x 2 (Inclusive Practices: Pro-Diversity, Diversity Neutral) x 2 (Rater Gender) MANOVA..... 106

APPENDIX B FIGURES..... 107

Figure 1. Effects of Applicant Identity and Social Dominance Orientation on Attributions..... 107

Figure 2. Effects of Applicant Identity and Social Dominance Orientation on Person-Job Fit Ratings ..... 108

Figure 3. Effects of Applicant Identity, Race, and Participant Gender (Males), on Job-Related Attributes..... 109

Figure 4. Effects of Applicant Identity, Race, and Participant Gender (Females), on Job-Related Attributes..... 110

Figure 5. Effects of Applicant Identity, Race, and Participant Gender (Males), on Salary..... 111

Figure 6. Effects of Applicant Identity, Race, and Participant Gender (Females), on Salary..... 112

CHAPTER I  
INTRODUCTION\*

**Introduction**

The face of America's workforce has changed drastically in the last 100 years. During the early 1900's, the workforce was largely male dominated, with White males holding nearly all high level managerial positions. As the social dynamics began to shift and women were allowed access to higher education, the number of women in the workforce increased dramatically (see Berdahl & Moore, 2006; Patil, 2008). These changes are reflected in the following percentage increase of women represented in the workforce from just 38 percent in 1970 to 47.3 percent in 2005-2010 (Department of Labor, 2015; Stepanczuk, 2007). The Civil Rights movement and increase in the minority population has also greatly changed the racial makeup of the workforce in the United States with (16 percent) Latino; (12 percent) Black; (6 percent) Asian; and (3 percent) unspecified workers (U.S. Bureau of Labor Statistics, 2015; Burns, Barton, & Kerby. 2012).

While women and racial minorities are increasing their representation, they often times face barriers that impact their upward mobility within organizations (Aguirre, 2000; Fassinger, 2008). These barriers may be even more prevalent in sport and fitness

---

\* Reprinted with permission from Racial Identity and its Impact on Job Applicants by A. Steward and G.B. Cunningham, 2015. *Journal of Sport Management*, 29, 245-256, 2015 by Copyright 2015 by Human Kinetics.



organizations, as the world of athletics has been referred to as a hyper-reflection of society, particularly in regard to race (Adair, 2011; Atkinson & Wilson, 2002; Sagas, Cunningham, & Teed, 2006; Wheaton, 2007, 2009).

The purpose of this dissertation is to examine these issues further by considering Whites' evaluations of racial minority job applicants. I focus on the roles of perceived applicant racial identity, rater characteristics, and potential differences based on the race of the applicant. In the following sections, I define diversity, discuss the benefits of diversity within organizations, the lack of minorities in managerial positions within sport industry, and barriers minorities seeking to gain entrance to these positions face. I then provide an overview of the conceptual framework guiding the research.

### *Organizational Diversity*

Many Americans view race as a stable and easily identifiable biologically construct. Although physical characteristics are cues to racial categorization, it is crucial to note the societal factors that make these differences meaningful and transitive (Banks & Eberhardt, 1998; Peery & Bodenhausen, 2008; Saperstein, Penner, & Light, 2013). Supporting this point, Hassan (2002) provided a prime example of a societal shift that affected race categorization in reference to the Arab population. Hassan (2002) noted that before the terrorist attacks in the U.S. on 9/11, Arab people were oftentimes classified as White. However, after the attacks, Arabs were viewed as a threat, "othered", and their "whiteness" was seemingly revoked. Conversely, groups that were seen as nonwhite have transitioned to white (e.g. Irish and Italian immigrants in the early 1900s) (Brodkin, 1998; Kolchin, 2002).

The social nature of race is important, as racial category impacts how one is viewed and treated in personal and professional settings (Hugenberg & Bodenhausen, 2004; Li, Cardenas-Iniguez, Correll, & Cloutier, 2016; Metzl, 2010). This is particularly impactful for those deemed minority or nonwhite members, as they have historically been treated most negatively in the United States.

The effect of racial categorization based discrimination can be seen in the workplace, as racial minorities have experienced lack of entrance, mistreatment, and a marked decrease upward mobility within organizations compared to their white counterparts see (see Carrim, 2016). A unique aspect of this was found by Bertrand and Mullainathan (2002), where name signifiers of race (White: Emily, Black: Lakisha) on applications negatively affected Black applicants. They received 50 percent fewer callbacks than did their White counterparts. Similar results were found by other scholars as well, who have coined the negative impact of race on job applicant “pre-interview bias” (Dipboye, 1982; Marshall, Stamps, & Moore; 1998)

Drawing from psychosocial psychology literature, scholars have focused not only on the differences in treatment but the internal mental processes and external factors that play a role in workplace discrimination. Richeson and Sommers (2016) provide an insightful overview of the research trends in race and racial relation research highlighting differing treatment of those within minority groups as well as majority members. I provide a more in depth overview of one of the theories they discuss, Social Dominance Theory in the preceding chapter.

Authors such as Ford, Gambino, Lee, Mayo, and Ferguson (2004) have provided a framework to decrease pre-interview bias by holding managers more accountable for their decision-making. Yet, gaining a clearer insight to how this pre-interview bias, diversity amongst minorities, and sport workspace may provide fruitful ways to decrease biases and increase access for minorities. The next section will provide an overview of racial diversity and the sport industry.

### *Overview of Diversity in Sport*

Specific to sport management literature, Cunningham (2015) defined diversity as “the presence of social meaningful differences among member of a dyad group.” (p. 6). It is important to acknowledge these differences are not only observations but hold some meaning or value that impact the workplace (DiTomaso, Post, and Parks-Yancy, 2007; Singer & Cunningham, 2012). Consequently, whoever holds authority deems which points of diversity are valued (Lucas & Baxter, 2012; Miller & Katz, 2002).

Diversity can be further broken down into two forms: surface and deep-level (Cunningham, 2015; Harrison, Price & Bell, 1998; Jackson, May, & Whitney, 1995). Surface level diversity represents the differences that may be physical and readily observable, such as race, gender age, physical ability, and so on. In contrast, deep-level diversity corresponds to differences that are not readily discerned and require more than just a quick physical assessment to reveal. Examples include culture, beliefs, education, attitudes, and so on. Within the construct of deep-level diversity there are two subgroups, information diversity (differences in knowledge in a specific area) and value

diversity (differences in core values, beliefs or personal attributes) (Cunningham, 2015; Jehn, Northcraft, & Neale, 1999).

An application of this classification scheme follows: A Latina woman walks into a job interview for an athletic director position, and based on her appearance the interviewer quickly takes into account her race and gender (surface-level diversity). However, only after reviewing her resume and speaking with her does the interviewer know that she has a Masters in Sport Management, specializing in marketing (information diversity) and is very passionate about her religious beliefs (value diversity). With a deeper understanding of diversity, I now discuss the value diversity brings within an organization.

### *Diversity in Groups*

America prides itself in being the “melting pot” of the world, inviting and uniting individuals from around the globe (Armstrong, 2011). Though the “melting pot” ideology may seem quite welcoming, critical analysis is warranted. A melting plot implies a combining of cultures, yet many “others” who are not part of the typical majority are forced to conform or face negative repercussions (Armstrong, 2011, Miller & Katz, 2009; Richeson & Nussbaum, 2004).

Whiteness is seen as ideal or norm in the US. Additionally, the unspoken White rightness that is perpetuated and accepted in America seeks to create “Whitened” or assimilated minorities, rather than a blending. Armstrong (2011) spoke to this point, highlighting the racial interaction was more of a salad bowl or kaleidoscope (different

groups separate and interacting only superficially), rather than a melting pot where there is a cultural exchange.

This ideal is present in the world of sport, as White males have historically held positions of power within organizations (Cunningham & Singer, 2009; DiTomaso, Post, & Parks-Yancy, 2007). Thus, White males are perceived as most competent in these positions and oftentimes hire individuals they believe are most like themselves (fellow White males). This phenomenon is referred to homologous reproduction and leads to male hegemony in the largely male oriented world of sport organizations (Aronson & Mills, 1959; Lovett & Lowry, 1994; Kanter, 1977, Stangl & Kane, 1991). Borland and Bruening (2010) observed as much, as they noted that African American female basketball coaches, though well representation in assistant coach positions, were disproportionately underrepresented in the position of head coach. African American female coaches explained they felt the widely White male dominated role of athletic director, who are in charge of hiring head coaches, and a variety of other factors contributed to the low number of females in the position of head coach. This concept is addressed in subsequent sections.

This noted, there is also evidence that diversity can benefit groups and workplaces. First, diverse workgroups, relative to their more homogeneous counterparts, may produce more creative work outcomes (Cunningham, 2011a; Iles & Hayers, 1997; Kurtzberg, 2005; Richard & Shelor, 2002) and increased problem solving skills (Hennessey & Amabile, 1998; Gruenfeld, Mannix, Williams, & Neale, 1996; Phillips, Northcraft, & Neale, 2006). Due to group level benefits, having a diverse workforce has

positive implications for productivity, innovation, and work outcomes within an organization (Cameron & Caza, 2004; Cunningham, 2009; Fink, Pastore, & Riemer, 2003; Stevens, Plaut, & Sanchez-Burks, 2008). Within the sport context, Cunningham (2009) found that while racial diversity can lead to positive work outcomes, to reap such benefits organization the organization must make a concerted effort to create an inclusive environment. Lee and Cunningham (2015) also showed the value of having a diverse workplace, as job applicants were more attracted to diverse organizations than to homogeneous ones. Thus, it is important to not only have a diverse workforce but incorporate inclusive practices within an organization.

#### *Lack of Racial Diversity*

In the world of intercollegiate athletics, racial minorities are overly represented (in proportion to the population) as athletes, especially in revenue generating sports such as basketball and football (Gatmen, 2001; NCAA, 2015; Harper & Williams, 2013). Furthermore, due to Title IX (1972), a federal law which requires education programs receiving federal financial assistance to provide equitable participation opportunities to male and females, female student-athletes are more proportionally represented (Acosta & Carpenter, 2006; DeHass, 2008; NCAA, 2015). However, while represented quite well in regard to participation, both women and racial minorities lack representation in key administrative positions. For example, out of the 30 Conference Commissioners in NCAA D-I (excluding HBCU's), 21 were White males, 8 were White females, and 1 Asian female (Lapchick, Fox, Guiao, & Simpson, 2015). The previous sections defined

diversity and its benefits, and the following sections will explore why there are few minorities within administrative positions.

**Access Discrimination.** Greenhaus, Parasuraman, and Wormley (1990) describe access discrimination as a set of barriers that keep minority group member from being hired by an organization. In the past such barriers may have been explicit, but in most recent history these barriers are much subtler (see Pager & Shepherd, 2008). The social aspect of the hiring process is well known and referred to as the “good old boy network” (Lovett & Lowry, 1994; Mulane & Whisenant, 2007; Quarterman, Dupréé, & Willis, 2006). This unofficial social network consists of individuals, usually White males, that hold positions of authority. Within this network White males tend to associate, mentor, and eventually hire people with whom they most closely identify. This process is also known as “homologous reproduction” and may limit the opportunities for minorities as they are not welcomed into this network (Cunningham & Sagas, 2006; Sagas, Cunningham, & Teed, 2006; Greenhill, Auld, Cuskelly, & Hooper, 2009). Further, as males have historically held roles of power, the masculine traits are more highly valued (Connell & Messerschmidt, 2005). Connell (1995) defines hegemonic masculinity as “the configuration of gender practice which embodies the currently accepted answer to the problem of the legitimacy of patriarchy, which guarantees the dominant position of men and the subordination of women” (p.77). Women applicants may face additional barriers in hiring process, as they are not seen as “fit” for certain jobs as their male counterparts. Walker and Sartore-Baldwin (2013) posited that within men’s basketball, ideals of masculinity are so valued that an almost “impenetrable” barrier persists for

female applicants. As these issues are well known, several initiatives have been created to decrease access discrimination. For instance, due to the low number of African American head coaches in the National Football League (NFL), in 2002 the organization instated the “Rooney Rule” which requires teams to interview at least one minority when hiring a head coach (Braddock, Smith, & Dawkins, 2012; Solow, Solow, & Walker, 2011). Solow et al. (2011) believed that the Rooney Rule may only be a superficial fix for the problem, and that other programs created to establish more minority coaches at the collegiate level may deem more beneficial to create lasting change. As there are few minorities within key administrative positions within the NCAA and its member institutions, the organization has made a concerted effort to increase diversity and employ diversity initiatives. One the newest programs created by Minority Opportunities Athletic Association (MOAA) and the NCAA is the Division II Governance Academy, the latter of which offers young administrators additional skills and resources (NCAA, 2015). This academy aids in building the network and skills young minorities may not otherwise be exposed to that will help them in moving up within their organization.

**Treatment Discrimination.** While access discrimination covers the factors that limit minorities from being hired, treatment of minorities within an organization may also play a role in the low number of minorities within sport organizations (Cunningham, Bruening, & Straub, 2006). Greenhaus et al. (1990) described treatment discrimination as “when subgroup members receive fewer rewards, resources, or opportunities on the job that they legitimately deserve on the basis of job related criteria” (p. 77). As minorities are evaluated less favorably than White males, this could impact



their mobility within an organization. Castilla's (2008) study reflected these sentiments, as women and ethnic minorities were not evaluated nor compensated the same as White males with similar evaluations. Further, when minorities do have access to work, they may not be able to advance to managerial, administrative or executive positions at all or at the same rate as their White counterparts (Sartore, 2006). The invisible barrier that keeps minorities and women from progressing to these positions is referred to as the "glass ceiling" (Greenhaus et al., 1990; Kanter, 1977; Knoppers, Meyer, Ewing, & Forrest, 1989; Knoppers, Meyer, Ewing, & Forrest, 1991; Maume, 1999; Stroh, Brett & Reilly, 1996).

**Intersectionality.** While racial minorities and women are both poorly represented in administrative positions in sport organizations, it is important to explore the combined impact of holding multiple identities (Buzuvis, 2015; Davidson & Proudford, 2008; Moore & Jones, 2001; Lapchick et. al, 2015; Moreci, 2012; Feagin, 2009). Crenshaw (1991) coined the term "intersectionality" to describe the impact of holding multiple subjugated identities or the convergence of multiple identities in a system of oppression. Although Crenshaw's (1991) work focused on African American womanhood and domestic violence, the concept of intersectionality and the negative impact that it elicits has broadened to include a variety of identities (e.g. gender expression, class, ability, sexual orientation) and contexts (Collins, 2000; Crawley, Foley, & Shehan, 2008; hooks, 1990; Watson & Scaton, 2013). Further, while traditionally intersectionality focused on women in the sport context, Anderson and

McCormack (2013) expanded this concept to explore the experiences of African American, male athletes in sport.

### **Conceptual Framework**

Given this background, I now focus on one particular factor that might inhibit racial minorities' access to leadership positions: their perceived racial identity.

#### *Racial Identity*

The concept of identity has been the focus of a number of diversity-related inquiries (see Sartore & Cunningham, 2007a; van Knippenberg & Schippers, 2007). For example, from a social categorization perspective (Tajfel & Turner, 1979; Turner, Hogg, Oakes, Reicher, & Wetherell, 1987), people categorize themselves and others into social groups, using a host of different factors, such as their demographics, attitudes, beliefs, and so on. These characteristics are used to define the self and others in terms of a social identity. As people generally have more positive attitudes toward and prefer to interact with people similar to the self (in-group members) relative to those who are different (out-group members), intergroup bias can result. Illustrative of these dynamics, exercise class participants (Cunningham, 2006) and track-and-field coaches (Cunningham, 2007) who differ from others in their groups are likely to experience less satisfaction with and attachment to those entities.

Of course, people who share a common social identity might differ in their personal identities. According to Brewer (1991), one's personal identity represents "the individuated self—those characteristics that differentiate one individual from others in a social context" (p. 476). This identity represents how people see themselves and is a core

component of their self-concept (Luhtanen & Crocker, 1992; Randel & Jaussi, 2003). As an example, two African Americans might vary in their racial identity: for one African American, her race might represent a core element of how she defines herself as a person, while for another, her race might be secondary to other identities. These identities are important because of their association with subsequent outcomes. For example, personal and social identities interact to predict performance in work groups, such that when people are different from their coworkers based on a key personal identity, their performance is likely to suffer (Randel & Jaussi, 2003). In addition, racial minorities who strongly identify with their race report experiencing more prejudice and discrimination than do their counterparts (Major, Quinton, & McCoy, 2002; Major, McCoy, Kaiser, & Quinton, 2003).

How do the identities people hold influence associated attitudes and behaviors?

A number of scholars have examined this issue, within the context of both sport marketing and intercollegiate athletes. For example, people who strongly identify with a particular sport team are more likely than their counterparts to purchase licensed merchandise (Kwon & Armstrong, 2002), have varied self-esteem responses following the team's success or failure (Trail, Anderson, & Fink, 2005), and attend the team's games and events (Wann & Branscombe, 1993), among other outcomes. With respect to athletes, various identities are associated with academic and athletic experiences (Bimper & Harrison, 2011). Illustrative of this, among African American college athletes, athletic identity is negatively associated with racial identity centrality and perceptions that racial discrimination is still pervasive (Brown, Jackson, Brown, Sellers,

Keiper, & Manuel, 2003). Other inquiries of athletes show that lesbian athletes who strongly identify with their sexual orientation have more self-confidence and are more willing to engage in social activism than are their less strongly identified peers (Fink, Burton, Farrell, & Parker, 2012; Krane, Barber, & McClung, 2002). Collectively, this research demonstrates that the strength of one's identity can have a meaningful influence on subsequent outcomes.

From a different perspective, it is also possible to examine how people perceive others' identities and the consequent reactions. This shifts the focus from the individual's identity and her or his subsequent behaviors to consideration of how others' identities are associated with people's attitudes and behaviors toward them. Kaiser and Pratt-Hyatt (2009) considered this possibility across six experimental studies. They observed that Whites respond more negatively to racial minorities believed to hold a strong racial identity than they do toward weakly identified racial minorities. The effects held when both Latinos and African Americans were the target group. Cunningham and Regan's (2012) investigation of athlete endorsers represents the only work identified in the sport setting to consider this possibility. Contrary to Kaiser and Pratt-Hyatt, the authors observed that highly identified African Americans were viewed as more trustworthy product endorsers, particularly when they were also involved in socially acceptable forms of activism (e.g. anti-obesity work). Cunningham and Regan suggested the findings might be due to expectations for African American sport stars to be highly identified with their race; absent such identification, questions of authenticity might

arise. In this research project, I draw from prejudice-distribution theory (Kaiser & Pratt-Hyatt, 2009) to extend this research in several ways.

### *Prejudice Distribution Theory*

Social and personal identities can also interact to predict how people respond to others. This is the crux of Kaiser and Pratt-Hyatt's (2009) prejudice-distribution theory. They suggest that not all racial minorities have the same likelihood of experiencing prejudice and discrimination, but instead, it is likely to vary based on the minority's perceived racial identity. When racial minorities express a strong racial identity, Whites might presume they are challenging hierarchy and thus view the minorities negatively. That is, they are thought to reject philosophies that the world is just and fair, ideals related to the Protestant work ethic, and notions of meritocracy. As all of these worldviews privilege Whites, a rejection of them is perceived as an affront to Whites and their legitimacy in the world. On the other hand, Whites do not perceive weakly identified racial minorities as challenging these views, and thus, these racial minorities are believed to see eye-to-eye with Whites.

The differences in the racial identities and the endorsement or rejection of status-legitimizing worldviews then correspond with the prejudice expressed by Whites. That is, Whites are likely to express more prejudice toward racial minorities with strong racial identities than they toward weakly identified racial minorities. Kaiser and Pratt-Hyatt demonstrated empirical support for these relationships across six experimental studies using a variety of methodological approaches and with varied targets (e.g. African Americans, Latinos).

In contrast, Burrow and Ong (2010) explored the relationship between African American doctoral students' racial identity and reports of racial discrimination. While they referenced the work of Kaiser and Pratt-Hyatt, they attributed the increased number of reports of discrimination by highly identified African American students to their own heightened awareness. Specifically, they were more quick to relate mistreatment to race than weakly identified African American students. There may be an increase in "sensitivity" to adverse experience for individuals who are highly racially identified, Kaiser and Pratt-Hyatt (2009) work would speak to the fact that these individuals may actually be treated differently in everyday life because of their racial identity. In sum, racial identity of minorities interacts with the "world view" of Whites in regard to treatment discrimination.

While each of the subsequent studies is grounded in identity and prejudice-distribution theory, I also examine the role of potential moderators, including social dominance orientation (SDO; Study 2) and diversity directives (Study 3).

#### *Social Dominance Theory and Social Dominance Orientation*

The concept of SDO is rooted in the Social Dominance Theory, a sociological theory developed to explain the dissemination of power, resources, and hierarchal group dynamics. Social Dominance Theory purports that society is created of multiple archetypal social hierarchies which impact how resources are divided and which groups are deemed dominant and maintain economic power (see Pratto, Sidanius, & Levin, 2006). Within the hierarchies there are 3 groups age (young are subordinate to old), gender (females are subordinate to males), and arbitrary-set groups. Arbitrary-set groups

are subjective groupings created by societies and include constructs such as race, class, ethnicity etc. From this theological standpoint, individuals in dominant social groups are afforded “positive social value” while those in the subordinate group are given limited access resources and are left with “negative social values”. To maintain power, Further, within these hierarchies the dominant group may use force, sometimes lethal, to maintain their status or position of power (Archer, 2000). As violence is looked down upon, a subtler way to maintain power is through the creation of a belief system that justifies the current power structure by creating myth. Pratto, Sidanius, and Levin (2006) defined this practice as legitimizing myths. The impact of legitimizing myths lends itself specifically in hiring practices and promotion of racial minorities (subordinate arbitrary-set) within an organization, as the bias created by these myths impact how they are reviewed and evaluated by Whites (dominate arbitrary-set) in positions of power (Altemeyer, 1998; Duckitt, 2001; Kaiser & Pratt-Hyatt, 2009; Sidanius & Pratto, 1999).

On the individual level, some (in the dominant group) are more prone to accept legitimizing myths as facts and support social dominance. Pratto, Sidanius, and Levin (2009) defined this construct as Social Dominance Orientation (SDO) and the “extent of individual desires fore group-based dominance and inequality” (pg. 281). Expressions of SDO may be shown through acts of discrimination and a membership in group actions that benefit the dominant group (Pratto, Sidanius, & Levin, 2009). While examining minority hiring practices utilizing prejudice-distribution theory, Kaiser and Pratt-Hyatt (2009) found that Whites reviewed minorities they perceived to be highly identified to their race more negatively than minorities who loosely identified with their race.

Similarly, Sidanius, Levin, Frederico, and Pratto (2001) posited that Whites high in SDO may view highly racially identified minorities negatively because they see them as most different from themselves and thus more threatening to the current hierarchy. SDO is an important construct in examining hiring practices and racial identity, as it may prove to not only explain why some minorities are evaluated differently than others but the potential differences between evaluators or applicant reviewers that leads to these evaluations (Amiot & Bourhis, 2003; Dambrun, Duarte & Guimond, 2004). Study 2 draws from SDT to explore how those high in SDO may views Black job applicants differently based on their racial identity.

#### *Diversity Management Directives*

Telling an organization that they need more diversity is only the beginning, informing them to assess of the current organizational cultural and climate, change practices, and a create guide for future practice is the key. Without the emphasis on embracing differences that diversity brings and creating a positive environment, an organization can fall into “color blind” ideals that are used to discuss issues of race, which seeks to hide differences rather than embrace them (Bonilla-Silva, 2009). A longitudinal study of African American and Latino administrators in municipal bureaucracies found that over time the number of minorities increased in these positions, but the aspect that most impacted the increase was local organizational commitment to diversity (Kerr, Miller, & Reid, 2008). Thus organizations must make a true effort in how they view and manage diversity if they wish to reap the full benefits of a diverse



workforce (Cunningham, 2015; Gotsis & Korteziethical, 2013; Mariovet, 2014; Stevens, Plaut, & Sanchez-Burks, 2008).

Cunningham (2011b) defines diversity management as “proactive, strategic action aimed at capitalization on the benefits diversity can bring to an organization” (p. 7). It is important to highlight that this definition includes the mention of outcomes, as diversity management is not simply about minority representation but focusing on creating practices that elicit positive outcomes. This can be done by creating an inclusive work environment (Cunningham, 2015; Ely & Thomas, 2001; Thomas, 1990).

Cunningham (2015, p. 7) states inclusion “represents the degree to which employees are free to express their individuated self and have a sense of workplace connectedness and belonging”.

Creating an inclusive environment begins at the “top” of an organization. For employees to “buy in” to inclusivity, inclusive practices must be seen throughout the organization and championed by administrators (Ashikali & Groeneveld, 2015; Miller & Katz, 2002; Pless & Maak, 2004).

Based on the SDO literature that was discussed in previous sections, it is important to note that a strong message regarding inclusion and appreciation for diversity may affect employees differently. In this way, inclusive practices may “trickle down” to impact the hiring process of new employee using directives that highlight the organization commitment to diversity. This would be particularly salient for Whites who are high in SDO. Individuals high in SDO show more prejudice towards highly racial identified minorities their need to respect hierarchy may change how they view

minorities in regard to treatment and access discrimination due to their need to respect hierarchy (inclusive message from administrators) (Duckitt, 2001; Sidanius & Pratto, 1999; Smith-Crowe, Umphress, Brief, Tenbrunsel, & Chan, 2008). Racial identity literature and prejudice distribution theory suggest that strongly identified minorities may have increased barriers in the workforce. Study 3 draws from the diversity directive literature, exploring if the presence of pro-diversity decreases the amount of prejudice this group faces.

### **Statement of the Problem**

Racial minorities are underrepresented in administrative and managerial position in the sport context. Current sport management literature focuses on the lack of African American, female, and sexual minorities in administrative positions and neglects the growing Latinos. Little is known about how minority job applicant racial identity, evaluator social dominance orientation, and hiring directives may impact this phenomenon. Gleaning a more comprehensive understanding of these factors may help to provide an increase in opportunities for minority applicants and better inform evaluators about the impact of internal biases, creating a more inclusive work environment.

### **Purpose Statement**

By considering different contexts, moderators, and mediators, this research project contributes to the understanding of how racial minorities' (African American and Latino) identities influence others' perceptions of them and their opportunities within the sport context. Through three experimental studies, I (a) examine the influence of

perceived racial identity on hiring recommendations, (b) including gender (Study 1) and social dominance orientation (Study 2) as potential moderating variables, (c) consider the potential mediating role of attributions (Study 2), and the impact of hiring directives that support diversity (Study 3).

### **Research Questions**

Drawing from the discussed literature the following research questions were created to better understand the impact of the perceptions of racial identity on hiring recommendations for African American and Latino administrator job applicants in the sport context, the interaction between applicant racial identity and rater SDO, as well as the affect of “pro-diversity” leadership directives on hiring recommendations of job applicants:

1. How does perceived racial identity of a racial minority job applicant influence ratings of that applicant?
2. Does social dominance orientation influence the relationship between perceived racial identity and ratings of the racial minority job applicant?
3. Do directives for inclusive hiring influence the relationship between perceived racial identity and ratings of the racial minority job applicant?
4. Does the relationship between perceived racial identity and negative ratings differ between African American and Latina job applicants?

### **Overview of Chapters**

This following chapters will include Study 1 (Chapter II - impact of applicant racial identity on hiring recommendations), Study 2 (Chapter III – applicant racial

identity, appraisals of applicant attributions, SDO, and job-fit) Study 3 (Chapter IV – the relationship between applicant race, racial identity, pro-diversity directives, participant gender, and salary). Chapter V will include an overview of the studies, limitations, implications for future research, and practical application of the findings.

## CHAPTER II

### STUDY 1\*

Utilizing the prejudice-distribution theory literature, this study explored the impact of applicant racial identity on person-job fit for administrative positions within athletic departments. Study participants reviewed African American female and male job application materials with differing expressions of racial identity, expressed through their affiliations and club memberships. Results revealed that minority job applicants who expressed low levels of racial identity were evaluated more “fit” compared to those who were highly identified to their race.

#### **Introduction**

In the first study, I draw from prejudice-distribution theory (Kaiser & Pratt-Hyatt, 2009) to examine attitudes toward potential job applicants. As outlined in greater detail in the Method section, participants reviewed a job application for an open athletic director position at a public university in the Southwest. All resumes contained a photo of an African American applicant, work history, educational achievements, and affiliations. I varied the gender of the job applicant as well as information in the affiliation section, the latter of which was done to signal the applicant’s racial identity.

---

\* Reprinted with permission from Racial Identity and its Impact on Job Applicants by A. Steward and G.B. Cunningham, 2015. *Journal of Sport Management*, 29, 245-256, 2015 by Copyright 2015 by Human Kinetics.

Racial minorities who strongly identify with their race routinely report facing prejudice and discrimination (Major et al., 2002). Prejudice-distribution theory (Kaiser & Pratt-Hyatt, 2009) offers a rationale for why this might occur, as a strong racial identity among racial minorities might also signal a rejection of status-legitimizing norms. Similar dynamics are likely to occur in the context of university athletics, a context with a history of racism and racial discrimination against players, coaches, and administrators (Singer, 2008). I expected highly identified racial minority job applicants would be viewed less positively (i.e., have poorer person-job fit) than their more-weakly identified counterparts. More formally, I hypothesized:

**Hypothesis 1:** Weakly identified racial minority job applicants will have higher person-job fit ratings than will strongly identified racial minority job applicants.

I also expected applicant gender to interact with racial identity. Previous work in the area of prejudice-distribution has only included men as targets of evaluation (Cunningham & Regan, 2012; Kaiser & Pratt-Hyatt, 2009), leaving a gap in the understanding of how gender influences these dynamics. Some hold the notion that in general evaluations of people (e.g., Kaiser & Pratt-Hyatt, 2009), highly identified men are viewed as more threatening than are women, and thus, will be rated more harshly (see also Sidanius & Pratto, 1999). Others adopt a different perspective, though, suggesting racial minority women are likely to experience the most subjugation (Bruening, 2005; hooks, 1981; Ladson-Billings, 2009).

Cortina's (2008) selective incivility theory helps inform these potential differences. She suggested that given the decline in the expression of explicit forms of

discrimination, employees are likely to experience differential treatment in subtle, nuanced ways. This is most likely manifested through acts of incivility, which represents a low-intensity form of conduct that is rude and discourteous but nevertheless harmful. In drawing from the principals of intersectionality, Cortina further suggested that women, racial minorities, and in particular, women of color were most likely to experience incivility in the workplace. Subsequent research from Cortina, Kabat-Farr, Leskinen, Huera, and Magley (2013) confirms these theoretical tenets, as they observed African American women were more likely than their peers to experience incivility, and incivility's relationship with turnover intentions was strongest for this group, too.

Selective incivility theory (Cortina, 2008) suggests women of color are most likely to experience prejudice and discrimination at work. There is also evidence from the sport industry supporting this position. As Cunningham (2011b) notes, "the effects of gender and race are not merely additive: they are qualitative, in that women of color are likely to have experiences that differ from those of men of color or White women" (p. 120). To this point, data from the National Collegiate Athletic Association (DeHass, 2007) show that women of color are underrepresented in all key administrative positions, even beyond what would be expected based on their proportion in the US population. As a result, women of color working in leadership roles are likely to be "solos," or individuals who are the lone (or one of a few) representatives of a particular group (McDowell & Cunningham, 2009). Because they are in this vulnerable position, racial minority women leaders are likely to encounter heightened scrutiny, be stigmatized as

incompetent, and have expectations of prototypical behaviors (Abney, 1988; see also Burton, 2015; Kanter, 1977). Given these effects, I predicted:

**Hypothesis 2:** Gender will moderate the effects of racial identity on person-job fit, such that racial minority women will receive the lowest ratings.

## **Method**

### *Participants*

I collected data from 101 White undergraduate students enrolled in physical activity classes at a large, public university in the Southwest United States. The restriction of the sample to White students is consistent with past research examining prejudice toward racial minorities (e.g., Cunningham & Regan, 2012; Kaiser & Pratt-Hyatt, 2009). The sample included 42 women (41.6%) and 59 men (58.4%), with a mean age of 20.05 years ( $SD = 1.31$ ).

### *Procedures*

After agreeing to voluntarily participate in the study, participants took part in a 2 (applicant racial identity: low, high)  $\times$  2 (applicant gender: woman, man) experiment. They received a study packet containing a letter explaining the general purpose of the study (i.e., “to understand the factors that influence the hiring practices in Division I athletic departments”) and the experimental materials. I randomly distributed the materials so that each participant received one of the four packets.

Participants first read that an athletic department at a large, public university was hiring a new athletic director. They were then asked to read the dossier “as if you were on the university’s hiring committee.” The dossier contained a picture of the applicant



(all of whom were African American), a personal statement, work history, educational attainment, and affiliations. I manipulated racial identity by altering the affiliations information. For highly identified applicants, the packet read: “Black Coaches Association (on board of trustees from 2001-2005), Black Coaches and Administrators Association, a member of the NCAA Division I management council, National Honor Society, Alpha Phi Alpha Fraternity (for the men; Alpha Kappa Alpha Sorority for the women), 2008 chair for local Obama campaign.” Among the weakly identified applicants, the affiliations information read: “National Honor Society, Intercollegiate Athletics Coaches Association (on board of trustees from 2001-2005), a member of the NCAA Division I management council, 2008 chair for local McCain campaign.” Finally, I manipulated applicant gender through the photograph. After reviewing the dossier, participants completed a post-experiment questionnaire.

### *Measures*

The post-experiment questionnaire contained items to measure the effectiveness of the manipulation, person-job fit, and participant demographics. The manipulation check was embedded among several items designed to evaluate the applicant. The specific item read: “Based on the resume, I believe the applicant is strongly identified with their race,” and responses were made on a 7-point scale from 1 (strongly disagree) to 7 (strongly agree). Filler items were included so as not to alert participants to the purpose of the study. They included questions about the degree to which the applicant was extraverted, agreeable, skilled, and honest. I included three items from Sartore and Cunningham (2007b) to measure person-job fit. A sample item is “This person seems to

have the characteristics necessary for the job,” and responses were made on a 7-point scale from 1 (strongly disagree) to 7 (strongly agree). The alpha was acceptable ( $\alpha = .84$ ), and I took the item mean for the final score.

## **Results**

### *Manipulation Check*

The experimental manipulation was successful. Persons in the highly identified conditions perceived the applicant to have a higher racial identity ( $M = 6.27$ ,  $SD = 1.09$ ) than did persons in the weakly identified condition ( $M = 4.12$ ,  $SD = 1.35$ ),  $F(1, 97) = 75.24$ ,  $p < .001$ .

### *Hypothesis Testing*

I tested my hypotheses by way of a 2 (racial identity: low, high)  $\times$  2 (applicant gender: women, man)  $\times$  2 (participant gender: women, man) analysis of variance, with person-job fit serving as the dependent variable. While I did not hypothesize specific effects for participant gender, it is possible that people would have a preference for person similar in gender to them (Tsui & Gutek, 1999). Thus, I included participant gender as a between-subjects' variable. Results are presented in Table 1.

Hypothesis 1 predicted that weakly identified applicants would receive higher person-job fit ratings than would highly identified applicants. This hypothesis was supported,  $F(1, 93) = 6.36$ ,  $p = .01$ ,  $d = .53$ . Racial minorities who did not express a high racial identity were rated higher ( $M = 5.88$ ,  $SD = .93$ ) than their peers ( $M = 5.31$ ,  $SD = 1.22$ ), and the effect was moderate based on Cohen's (1988) guidelines.

Hypothesis 2, which predicted that gender would moderate the relationship between racial identity and person-job fit, was not supported:  $F(1, 93) = .10, p = .75$ . Participants rated weakly identified women ( $M = 5.98, SD = .87$ ) and men ( $M = 5.79, SD = 1.00$ ) higher than their more strongly identified counterparts ( $M = 5.18, SD = 1.34$ , and  $M = 5.42, SD = 1.12$ , respectively).

Finally, while participant gender did have a main effect,  $F(1, 93) = 3.88, p = .05$  (women offered higher ratings than did men), there were no interactive effects with applicant racial identity, applicant gender, or the combination thereof.

### **Discussion**

The purpose of Study 1 was to examine how perceived racial identity influenced Whites' ratings of racial minority job applicants. Results of the manipulation check indicate that participants did take notice of the cues in the dossier: participants believed that racial minority applicants who were active in African American-specific activities were strongly identified with their race. These cues were important, as Whites rated highly identified applicants as being a poorer fit for the job than their weakly identified counterparts. Further, I observed racial identity effects consistently among both women and men applicants.

The results are consistent with prejudice-distribution theory (Kaiser & Pratt-Hyatt, 2009) and suggest that Whites penalize racial minorities who strongly identify with their race. They are likely to do so because of the belief that highly identified racial minorities challenge the status quo and social structures privileging some (re: Whites) over others. In line with this reasoning, within the athletics setting, Whites are privileged

and over-represented, relative to their proportion in the US population, in coaching and leadership positions (for an overview, see Cunningham, 2011b). Further, racial stereotypes cast African Americans as suitable for diversity related job but as lacking the knowledge and skills necessary for high level positions (Cunningham & Bopp, 2010) attributions likely to be more highly activated when racial identity is high. All of these factors potentially contribute to the negative evaluations of strongly identified racial minority candidates.

Interestingly, I did not observe moderating effects by applicant gender, as female and male applicants received similar evaluations, depending upon their perceived racial identity. It is possible that, at least within the context of rating job applicants, racial identity is more salient in the minds of the raters than is the applicant's gender.

## CHAPTER III

### STUDY 2\*

Study 1 sought to reveal the impact of applicant racial identity on hiring recommendation. Study 2 delves deeper in exploring the factors that may impact job attributions of racial minorities, analyzing the relationship between participant/reviewer SDO, appraisals of attributions, and applicant racial identity. Results revealed that social dominance orientation moderated the relationship between identity and attributions, as well as identity and person-job fit.

#### **Introduction**

In Study 2, I sought to extend on the findings in Study 1 in several ways. First, I include a potential intervening variable—attributions of the applicant. From an attribution theory perspective (Weiner, 1995), people look for explanations and connections when seeking to understand different phenomena. They use these attributions to explain why certain activities occur or to justify different behaviors. For example, people frequently attribute obesity to laziness or lack of self-control on the part of the target (Paul & Townsend, 1995), and as these are negative characteristics, obese people are considered in a more negative light than are their thinner counterparts.

---

\* Reprinted with permission from Racial Identity and its Impact on Job Applicants by A. Steward and G.B. Cunningham, 2015. *Journal of Sport Management*, 29, 245-256, 2015 by Copyright 2015 by Human Kinetics.

Attribution theory might also better help explain the relationship between high racial identity and poor person-job fit ratings. Specifically, prevailing racial stereotypes and attributions might be triggered when evaluating highly identified racial minority applicants. People are unlikely to consider African American employees as qualified for leadership positions, especially when compared to Whites (Rosette, Leonardelli, & Phillips, 2008). African Americans working in sport are also more likely to be praised for their diversity-related abilities than they are for their work experiences or their content-specific knowledge (Cunningham & Bopp, 2010). Thus, stereotypes and attributions of African American employees are likely to be poor—dynamics that are likely to only be heightened when the applicant’s racial identity is high (Cokley, Dreher, & Stockdale, 2004). Further, as Sartore and Cunningham (2007b) have demonstrated, applicant attributions are closely associated with perceptions of how well that person will fit with the job. As such, I hypothesized:

**Hypothesis 1:** Weakly identified racial minority job applicants will have higher attributions ratings than will strongly identified racial minority job applicants.

**Hypothesis 2:** Attributions will be positively associated with person-job fit ratings.

I also examined a potential moderator: social dominance orientation. Sidanius and Pratto’s (1999) social dominance theory suggests that group-based hierarchies emerge in different societies, with people in dominant groups maintaining a disproportionate share of power and privilege over other people. A key element of this theory is the psychological construct social dominance orientation, or “the degree to

which individuals desire and support group-based hierarchies and the domination of ‘inferior’ groups by ‘superior’ groups” (p. 48). People with high levels of social dominance orientation support hierarchy-enhancing legitimizing myths that serve to promulgate status-based hierarchies. This psychological construct informs people’s views toward diversity-related issues as well, as it is related to support for social inequalities (Danso, Sedlovskaya, & Suanda, 2007), attraction to inclusive workplaces (Melton & Cunningham, 2012), and prejudice against lesbian, gay, and bisexual individuals (Whitley, & Egisdottir, 2000), religious minorities (Guimond, Crisp, De Oliveira, Maiejski, Kteilym Kuepper...& Zick, 2013), and racial minorities (Kteily, Sidanius, & Levin, 2011). These effects are observed across countries (Guimond et al., 2013; Pratto, Liu, Levin, Sidanius, Shih, Bacharach, & Hegarty, 2000), and there is some evidence that they are causal in nature (Kteily et al., 2011).

Social dominance likely moderates the relationship between perceived applicant racial identity and subsequent applicant ratings. From a prejudice-distribution theory perspective (Kaiser & Pratt-Hyatt, 2009), highly identified racial minorities are believed to reject the racial status quo and current cultural arrangements that privilege Whites. Racial minorities believed to adopt this perspective would be viewed negatively among people with a high social dominance orientation. Indeed, Kaiser and Pratt-Hyatt observed that people who endorsed status-legitimizing worldviews (which is conceptually similar to social dominance orientation) were likely to rate strongly identified racial minorities more harshly than their weakly identified counterparts. Given this possibility, and the aforementioned hypothesis related to attribution, I hypothesized:

**Hypothesis 3:** Social dominance orientation will moderate the relationship between racial identity and job attributions.

Thus far, I have predicted that weakly identified racial minorities will receive more positive attributions ratings than will their strongly identified counterparts (H1) and that attributions will be positively associated with person-job fit ratings (H2). This pattern is suggestive of *simple mediation*. In addition, I proposed social dominance orientation is likely to moderate the relationship between racial identity and attributions (H3). Combined these predictions suggest *moderated mediation* is possible. As Edwards and Lambert (2007) explain, moderated mediation occurs when “an interaction between an independent and moderator variable affects a mediator variable that in turn affects an outcome variable” (p. 7). Related to this is what Preacher, Rucker, and Hayes (2007) refer to as conditional indirect effects, whereby the indirect effects of the mediating variable are conditional or dependent upon the strength of the moderating variable. These possibilities are present in the current study, as the relationship between attribution ratings and person-job fit evaluations might vary based on rater social dominance orientation. Consistent with this line of reasoning, I predicted:

**Hypothesis 4:** The indirect effects of racial identity on person-job fit, via attributions, will be moderated by social dominance orientation, such that the strength of mediation is stronger for people with high social dominance than for their counterparts.



## **Method**

### *Participants*

I collected data from 110 White students enrolled in physical activity classes at a large, public university in the Southwest United States. The sample consisted of 49 women (45.5%) and 61 men (55.5%). The mean age was 20.55 years ( $SD = 1.32$ ), and all voluntarily consented to participate in the study.

### *Procedures*

The procedures were nearly identical to those in Study 1, as I ran a 2 (applicant racial identity: low, high)  $\times$  2 (applicant gender: woman, man) experiment in which participants were told they were participating in a study to better understand the hiring practices in college athletics. The one difference was the post-experiment questionnaire, which I outline in the following section.

### *Measures*

Participants completed a post-experiment questionnaire in which they provided their demographic information (age, gender, and race) and responded to items designed to measure the efficacy of the manipulation, participant social dominance orientation, the attributions of the job applicant, and the applicant's person-job fit. The manipulation check and person-job fit items ( $\alpha = .87$ ) were the same as those used in Study 1. As with Study 1, I embedded the manipulation check among several items designed to evaluate the applicant. This was done so as not to alert participants to the purpose of the study.

I used an abbreviated, 9-item version of Sidanius and Pratto's (1999) original scale. Others have also effectively used an abbreviated version of the scale (e.g., Louis,

Duck, Terry, Schuller, & LaLonde, 2007). Sample items include “Inferior groups should stay in their place” and “I think no one group should dominate society” (reverse scored). The items were anchored by a 7-point scale from 1 (strongly disagree) to 7 (strongly agree). The scale had acceptable reliability ( $\alpha = .84$ ), and I used the item mean for the final score.

Finally, I measured attributions with four items preceded by the phrase: “In general, I would rate the applicant being considered for the athletic director position as....” I then used semantic differential word pairs: “undependable – dependable,” “not an expert – expert,” “unskilled – skilled,” and “dishonest – honest.” Sartore and Cunningham (2007b) used a similar approach. The reliability was high ( $\alpha = .90$ ), and I used the item mean for the final score.

## **Results**

### *Manipulation Check*

Results indicate the experimental manipulation was successful,  $F(1, 108) = 65.66, p < .001$ . Participants in the high identity conditions perceived the job applicants were more highly identified with their race ( $M = 5.97, SD = 1.05$ ) than did persons low identity conditions ( $M = 4.04, SD = 1.44$ ).

### *Hypothesis Testing*

Means, standard deviations, and bivariate correlations are presented in Table 2. As I hypothesized mediating and moderating effects, I analyzed the data through moderated mediation using the macros developed by Preacher et al. (2007). Given that applicant gender did not serve as a moderator in Study 1, I did not include it as an

independent variable in this study. I did, however, want to statistically control for gender's possible influence, so included both applicant gender and participant gender as controls in this analysis. Finally, given the difficulty in detecting moderating variables through regression analysis (McClelland & Judd, 1993), I increased the alpha level to .10 for the tests of moderation, a technique prescribed by statisticians (Aguinis, 1995) and followed by other scholars (Harrison, Price, & Bell, 1998).

I present the results in Table 3. Hypotheses 1 and 3 predicted that highly identified job applicants would be rated poorer than their less identified peers. These hypotheses were not supported for either person-job fit ratings ( $B = -.14$ ,  $SE = .16$ ,  $p = .36$ ) or attributions ratings ( $B = -.16$ ,  $SE = .24$ ,  $p = .51$ ). Thus, both hypotheses were rejected.

My next hypothesis, that attributions would hold a positive association with person-job fit (H4), was supported. As seen in Table 3, the relationship between attributions and person-job fit ratings were significant and positive ( $B = .23$ ,  $SE = .06$ ,  $p < .001$ ).

With the fifth hypothesis, I predicted that social dominance orientation would moderate the relationship between identity and attributions. As seen in Table 3, social dominance orientation was negatively associated with attributions ( $B = -.51$ ,  $SE = .17$ ,  $p = .003$ ), and it also served to moderate the relationship between identity and attributions ( $B = .43$ ,  $SE = .24$ ,  $p = .08$ ), supporting Hypothesis 5. Interestingly, social dominance orientation also moderated the relationship between identity and person-job fit ratings ( $B = -.31$ ,  $SE = .16$ ,  $p = .06$ ), a finding I did not hypothesize. I follow Cohen, Cohen, West,

and Akin's (2003) guidelines for plotting the nature of these interactions. For attributions, participants with a low social dominance orientation had higher attributions ratings for weakly identified applicants than did their high social dominance orientation counterparts; however, there were no differences for ratings of highly identified individuals (see Figure 1). A slightly different pattern emerged for person-job fit. In this case, there were no differences in the ratings of weakly-identified candidates. For ratings of candidates with a strong racial identity, people with a low social dominance orientation offered more positive ratings than did persons with low social dominance orientation (see Figure 2).

Finally, I predicted that mediated moderation, such that the mediating effects of attributions would be conditional upon participant social dominance orientation (H6). As seen in Table 3, this hypothesis was not supported for any level (mean, low, or high) of social dominance orientation. Thus, Hypothesis 6 was rejected.

## **Discussion**

The purpose of Study 2 was to expand on the first investigation by exploring two additional factors that could influence the effects of one's racial identity on subsequent personnel decisions: attributions made toward the applicant and rater social dominance orientation. As with Study 1, I again found that participants made assumptions of the applicant's racial identity based on the material presented in her or his dossier (per the manipulation check). Furthermore, perceptions of one's racial identity interacted with participant social dominance orientation to predict both attributions and person-job fit. Where differences occurred in the ratings, persons with a low social dominance

orientation offered more positive evaluations than did their high social dominance orientation counterparts. These findings are consistent with and complement previous investigations, such that high social dominance orientation is associated with less positive views racial minorities and diversity-related topics (Danso et al., 2007; Kteily et al., 2011; Melton & Cunningham, 2012).

Applicant racial identity and participant social dominance orientation interacted to predict attributions, and in line with previous research related to personnel evaluations in sport organizations (Sartore & Cunningham, 2007b), this construct was positively associated with person-job fit ratings. However, contrary to my expectations, the conditional indirect effects of attributions on person-job fit were not significant; thus, the effects of attributions on person-job fit do not appear to be dependent upon the social dominance orientation of the rater.

## CHAPTER IV

### STUDY 3

Building on the findings of Study 1 (African American applicant racial identity impacts evaluations of person-job fit) and Study 2 (SDO moderated the relationship between applicant racial identity and both person-job fit and attributions), in Study 3, I examined the potential interaction between applicant racial identity and pro-diversity directives in appraisals of work attributions and salary recommendations. I also examined potential differences in ratings based on the race of the applicant: Latina or African American, as well as how participant gender impacts applicant appraisals.

#### **Introduction**

Drawing from prejudice-distribution theory, in Study 1, I found that Whites rated weakly identified African American applicants more positively than they rated those who highly identified with their race. I built on these findings in Study 2, examining how rater SDO influenced evaluations of African American applicant job-related attributes and person-job fit for an administrative role in an athletic department. In both studies, I examined attitudes towards Black applicants. However, it is yet unknown how these expressions of racial identity influence other low status racial group members in the workforce (Umphress, Simmons, Boswell, & Triana, 2008). With the growing Latino population in the United States, gaining a better understanding of the factors that effect this population may fill a gap in the literature.

In this study, I addressed this void by researching female Latina and African American applicants, considering the potentially moderating role of inclusive hiring directives. Further, as sport management is not exclusive to intercollegiate sport, I examined the impact of the previously stated factors in a different setting, the fitness industry (see also Brown, 2014). The fitness industry has grown into a \$21 billion a year commerce (Rampell, 2012), yet there is little understanding of the diversity-related hiring practices in this segment.

In Study 1 and Study 2, I found that the racial identity of African American job applicants influenced how Whites evaluated them for job-related attributions and job-fit. Specifically, weakly identified African American applicants for an athletic director position scored higher in attributions and job fit than their strongly identified counterparts. Consistent with Prejudice Distribution Theory (Kaiser & Pratt-Hyatt, 2009), these findings exposed the within group treatment differentials for a single low status group. However, I was unable to identify similar examinations focusing on Latinas in the sport context. As Whites rated weakly identified African American applicants more favorably compared to their strongly identified, I expected this phenomenon would be present for other minority populations, including Latinas. Thus, I hypothesized:

**Hypothesis 1a:** Whites will rate African American and Latina job applicants they perceived as weakly identified with their race more favorably than they will rate applicants they perceived as strongly identified with their race.

Similarly, higher appraisals may also influence tangible outcomes, such as salary offers. That is, if Whites favorably perceive strongly identified racial minorities, relative to their peers, these applicants are also likely to face other forms of discrimination, such as differences in pay. This reasoning is consistent with Studies 1 and 2, as strongly identified African Americans received less favorable job ratings (person-organization fit and hiring recommendations) than their peers.

This rationale is consistent with work related to racial discrimination related to pay. For example, in a recent study, Rider, Wade, Swaminathan, and Schwab (2016) investigated the underlying reasons that contributed to the lack of minorities in high level coaching positions in the NFL. They found the incremental differences in pay at the start of the career compared to White head coaches and slower rate of promotion had a substantial impact on the 20-year earning of Black head coaches in the NFL, totaling to nearly \$23 million difference in net pay. Simply put, the little things matter and add up over time. Drawing from these findings and prejudice-distribution theory, I hypothesized:

**Hypothesis 1b:** Whites will award weakly identified Black and Latino applicants with higher starting salary than they will award strongly identified Black and Latino applicants.

#### *Hiring Directives*

Organizational culture can have a direct impact on the behavior of employees within organizations (see Cullen, Parboteeah, & Victor, 2003; Pack, 2005). The effect of an inclusive practices, combined with support and follow-through from organizational



leaders, leads to positive work outcomes as well as a “safe” and productive work climate (Ashikali & Groeneveld, 2015; Brown & Trevino, 2006; Miller & Katz, 2009; Pless & Maak, 2004). Due to the power of administrator views in affecting change within an organization, researchers have focused on how different expressions from administrators may affect hiring practices (see Cunningham, 2009; Singer & Cunningham, 2012; Umphress, Simmons, Boswell, & Trianna, 2008).

SDT (see Pratto, Sidanius & Levin, 2006) illuminates the hierarchal structures that govern how resources are delineated and who maintains power. Directives, or specific guidelines provided to employees who espouse the beliefs or values of an organization, are a way in which organizational authorities may demonstrate “buy in” to a belief system in organizational hierarchy (Cunningham, 2015). Drawing from SDT, Umphress, Simmons, Boswell, and Trianna (2008) focused on the relationship between evaluator SDO, job qualification focused directives and intent to hire for low status/minority group members (White females, African American males). Similar to results in Study 2, they found that participants high in SDO evaluated the applicants more negatively than those low in SDO. However, the presence of outcome-based directives (“choose the best possible performers”) from an authority decreased the negative relationship between SDO and intent to hire.

While Umphress et al.’s research suggests the presence of outcome-based directives mitigated the negative appraisals of applicants from those high in SDO, understanding the impact of alternative directives on a broader population may also be fruitful. Similarly, the framing literature (see Holladay, Knight, Paige, & Quiñones,

2003; Trawalter, Driskell, & Davidson, 2015) suggest that organizational members respond more favorably to framing diversity initiatives that are marketed as broadly beneficial to all groups than to those considered exclusionary. In a recent study, Dover, Major, and Kaiser (2016) found that members of high-status groups, Whites, feel threatened when organizations have pro-diversity messaging. In their study, Whites performed more poorly in interviews with organizations with pro-diversity messaging as a marked increase in the cardiovascular threat response. These findings may lead organizations to decrease the prevalence of pro-diversity messaging.

In contrast, in the currently study, I seek to highlight the benefits of pro-diversity messaging for minorities concerning hiring recommendations and initial salary. Pro-diversity messaging may show to have positively impact on the treatment of minorities in the hiring and compensation practices of minorities within organizations. With respect to hiring practices, an organization may show a proactive commitment to diversity by including directives that state pro-diversity language and mission for those evaluating job applicants. In this way, a pro-diversity hiring directive is a frame for proactive hiring practices.

In Study 3, I seek to expand upon the literature to explore how diversity directives may affect hiring outcomes. Thus, I focus on pro-diversity directives' (e.g. "The diversity of our staff is among the most important assets of our company") impact hiring attributions and salary offers for female minority applicants. I hypothesized:

**Hypothesis 2:** Organizations with pro-diversity hiring directives will elicit more positive evaluations (H2a) and higher salary (H2b) for minority female applicants than organizations with diversity-neutral directives.

### *Racial Differences*

Although both African Americans and Latinos are considered low status groups, members within these groups may not be viewed or treated in the same way. Zamudio and Lichter (2008) sought to understand how Latino and African American workers were viewed in the service industry. Their study revealed that those in positions of authority preferred Latino workers to African American workers, citing that Latino workers had superior “soft skills” in comparison to their African Americans. Moss and Tilly (1996) define soft skills “as skills, abilities, and traits that pertain to personality, attitude, and behavior rather than formal or technical knowledge” (p. 253). In similar studies, soft skills were only presumed (e.g., Latinos are more hardworking, African American employees may be more hostile or less compliant) by the employer and not actual attributes of a worker (Moss & Tilly, 1996; Pager, Western, & Bonikowski, 2009; Zamudio & Lichter, 2008). Zamudio and Lichter (2008) also noted that the emphasis on soft skills hid an underlining preference for Latino workers, as they were seen as more compliant and less likely to question the mistreatment than African American employees. In this way, soft skills are job-related attributions afforded to different minority group members (Becker, 1957; Capelli & Iannozzi, 1995; Greenhaus et al, 1990). Hence, I hypothesize:

**Hypothesis 3:** Whites will respond more favorably to Latina applicants in job-related attributes (H3a) and suggested salary (H3b) than they will to African American applicants.

#### *Rater Gender*

In the previous studies, I examined SDO as a within group factor, which contributed to participant appraisals of minority job applicants. I extend this work in Study 3 by also considering the influence of rater gender. Sport is a highly gendered space, where much of the leadership is male and traditional traits of masculinity are the cultural norm (Ely & Padavic, 2007). That being said, as expressions of racial identity have different connotations (e.g., persons with strong identities are considered different to majority and more masculine, while those with a weak identity are perceived to be similar to the majority and more feminine) it may be fruitful to see how this comes into play in the sport context (see Johnson, Freeman, & Pauker, 2012; Goff, Thomas, & Jackson, 2008; Zebrowitz, Bronstad, & Lee, 2007; Zebrowitz, Fellous, Mignault, & Andreoletti, 2003).

Whereas a more masculine or strongly identified female may seem negative in the larger context in the sport context, raters might consider these inferred traits positively in the male dominated sport world. Conversely, Claringbould and Knoppers (2007) found that males in leadership usually preferred to advance a certain type of woman (i.e., well educated, single, no young children, and not overtly feminist). Thus, strength that is afforded strongly identified females may be the perceived as a negative

trait even in the highly masculinized world of sport as male leaders may see their strength as a potential threat to the current power structure. Hence, I hypothesized:

**Hypothesis 4:** Male participants will favor weakly identified applicants in job-related attributes (H4a) and suggested salary (H4b) and women will prefer strongly identified applicants.

### **Summary**

In this study, I predict African American and Latina applicants who are weakly identified with their race will be rated more favorably (H1a); weakly identified applicants will be awarded a higher salary than strongly identified applicants (H1b); pro-diversity hiring directives will have a positive impact on job-related attributions (H2a) and salary offers (H2b); Latina applicants will be evaluated more favorably than their African American counterparts in terms of work attributions (H3a) and salary offer (H3b); and men and women will appraise applicants differently in terms of work attributions (H4a) and salary offers (H4a). Garnering a better understanding of factors that influence the evaluations of minority applicants is crucial in improving the number of racial minorities in positions of power within organizations.

### **Method**

#### *Participants*

Utilizing Mechanical Turk (MTurk), an online participant database powered by Amazon, data were collected from 337 participants within the United States who self-identified as having experience working in the fitness industry (e.g., trainer, front desk,

owner, manager, and nutritionist). I cleaned the data by removing responses from participants who did not consent or did not correctly identify the applicant race or directive from the data analysis (Rahm & Do, 2000). I also removed the responses of participants whose total time for survey completion was less than a minute, as it is unlikely that one would be able to thoughtfully complete the survey in this time. Finally, I only analyzed data from White males ( $n = 133$ ) and females ( $n = 104$ ), as they traditionally hold the majority role in hiring practices and on search committees and are most likely to express prejudice toward racial minorities (see also Study 1 and Study 2). The average age was 33.68 years ( $SD = 9.12$ ). Further, the average experience in the fitness industry was 4.92 years ( $SD = 4.32$ ).

#### *Procedures*

I made a Human Intelligence Task (HIT) available to the participants on MTurk. The recruitment materials expressed that participants must have experience working in the fitness industry and were given a link to a survey concerning hiring practices in the fitness industry. It was necessary to include the following disclaimer explaining the possible risk associated with using MTurk: “DISCLAIMER: Any work performed on MTurk can be linked to the user’s public profile page. Thus, workers may wish to restrict what information they choose to share in their public profile. (see Amazon.com warning to workers: <https://www.mturk.com/mturk/contact>). MTurk worker IDs will only be collected for the purposes of distributing compensation and will not be associated with your survey responses. Further, your MTurk worker ID number will not be shared.” However, in an effort to keep participant confidentiality and remove the link

between the M-Turk ID and participant responses, the link to the external questionnaire were not be connected to their M-Turk account. This way their responses were not tied to their MTurk account.

Participants engaged in a 2 (applicant racial identity: low, high) x 2 (race: African American, Latina) x 2 (inclusive practices: pro-diversity, diversity neutral) x 2 (participant gender) experimental study in which they were informed that their input is needed to better understand the hiring practices in fitness clubs. On their online MTurk account, participants received notification of a HIT they may complete that will compensate them \$1 if they choose to participate. Upon accepting the HIT, participants read the recruitment material/consent information that included a link a Qualtrics questionnaire. Similar to Study 2, participants were instructed to evaluate the dossier of a job applicant. However, the position was for a manager at a fitness club. The dossier included a picture of the job applicant, information about her education and experience, as well as her affiliations (to signal either high or low racial identity). For example, an applicant high in racial identity had affiliations that included her race (e.g. Latino Fitness Instructors Association, Black Fitness Trainers & Administrators Association) and liberal political leanings (chair for local Obama or Julian Castro campaign). Applicants with low racial identity aligned with organizations that are race neutral (e.g. Coaches and Administrators Association, Fitness Instructors Association) and more conservative political agenda (chair of local Cruz or Carson campaign). Further, I included a directive or prompt from the organization stating their values as pro-diversity or diversity-neutral. The pro-diversity directive stated “The diversity of our staff is

among the most important assets of our company. We need to hire people from diverse backgrounds and with varied perspectives, all of whom can help Elite Fitness Center.” Conversely, the diversity-neutral directive stated “People are among the most important assets of our company. We need to hire the best people who can help Elite Fitness Center.”

After reviewing the applicant materials and organizational values, participants completed a questionnaire. Upon completion, participants received a unique randomly generated “completion code” which they input into MTurk to receive their compensation of \$1 (USD).

### *Measures*

Some MTurk participants take part in thousands of research related surveys and may utilize programs to automatically complete surveys. To decrease the chances of this, two “check points” were included in the questionnaire. At these points, participants were required to carefully read and select the prompted correct answer or they could not continue to the next question. As in Study 2, the online post-experiment questionnaire contained embedded manipulation checks (applicant race, racial identity, and diversity directive), as well as items to job-related attributions (expert, experienced, skilled, honest, knowledgeable, capable;  $\alpha = .95$ ) and participant demographic information. Responses were measured using a 7-point Likert scale ranging from 1 (strongly disagree) to 7 (strong agree). Further, an exploratory open-ended question was also included to gauge possible impact of these factors on salary. Participants were given the average salary as reported by the Bureau of Labor Statistics (2016), \$44,000, for this



type of position and asked what they believed the applicant should receive if hired. Participants were also asked to provide information about their work experience in the fitness industry.

## **Results**

### *Manipulation Check*

The manipulation for racial identity was confirmed with both African American and Latino applicants highly identified with their race scoring significantly higher ( $M = 5.54, SD = 1.26$ ) and those with low identity conditions ( $M = 4.46, SD = 1.26$ ),  $F(1, 236) = 42.82, p < .001$ . The hiring directive manipulation was also identifiable by the participants, as indicated by participant responses. Participants in the neutral hiring condition rated the neutrality question higher ( $M = 5.93, SD = .97$ ) than did persons in the pro-diversity directive condition ( $M = 5.26, SD = 1.41$ ),  $F(1, 235) = 18.35, p < .001$ . Similarly, participants in the pro-diversity directive condition rated the diversity question higher ( $M = 5.93, SD = 1.19$ ) than did persons in the neutral hiring directive ( $M = 4.26, SD = 1.61$ ),  $F(1, 236) = 81.87, p < .001$ . Collectively, these data show the manipulations were successful.

### *Hypothesis Testing*

Hypotheses were tested using a 2 (applicant racial identity: low, high) x 2 (race: African American, Latino) x 2 (inclusive practices: pro-diversity, diversity neutral) x 2 (rater gender) MANOVA, with work attributions and suggested salary serving as the dependent variables. The means and standard deviations are presented in Table 4.

With Hypotheses 1a and 1b, I predicted that weakly identified job applicants would receive more positive job ratings and a higher salary offer than would strongly identified applicants. The multivariate effect for applicant racial identity was not significant,  $F(2, 235) = 2.78, p = .11$ ; thus, the two hypotheses were not supported.

With Hypotheses 2a and 2b, I predicted that people who were told of the organization's pro-diversity hiring directives would evaluate the applicants more positively and offer a higher starting salary than when such prompts were not offered. The multivariate effects were not significant, so the hypotheses were not supported,  $F(2, 235) = .83, p = .44$ .

Hypotheses 3a and 3b, which stated that Latina applicants would be afforded more positive attributes than female African American applicants in regard to job-related attributions (3a) and salary offer (3b) was not supported,  $F(2, 235) = 1.1, p = .34$ .

With Hypotheses 4a and 4b, I predicted that men would rate the applicants more harshly than would women. The multivariate effects for rater gender were significant:  $F(2, 235) = 5.81, p = .00$ . Univariate analyses showed significant effects for work attributions,  $F(1, 236) = 11.22, p = .001, \eta^2 = .05$ , but not for suggested salary,  $F(1, 236) = .69, p = .41$ . Women rated the applicants higher ( $M = 6.40, SD = .86$ ) than did men ( $M = 5.95, SD = 1.11$ ). Thus, Hypothesis 4a was supported, but Hypothesis 4b was not.

#### *Interactive Effects*

While not specifically hypothesized, I did observe marginally significant interactive effects relevant to the hypotheses. Specifically, the applicant race-by-applicant identity-by-rater gender multivariate effect was significant,  $F(2, 235) = 2.42, p$

< .09 and given the lack of statistical power in interpreting three-way interactions, I interpret the results even though the p-value is greater than the traditional cutoff of .05 (Faul, Erdfelder, Buchner, and Lang, 2009).

Similarly, Fanelli (2010) found issues of statistical power in interactions common in behavior research, yet this phenomenon does not indicate a lack of rigor. There were significant effects for work attributions,  $F(1, 236) = 4.09, p = .04, \eta^2 = .02$  and the interactive effect is depicted in Figure 4. Among men, weakly identified job applicants were not rated differently, but strongly identified Latinas ( $M = 5.55, SD = 1.20$ ) were rated more poorly than were strongly identified Black applicants ( $M = 6.09, SD = 1.03$ ). Among women, an opposite pattern emerged. Ratings of strongly identified applicants did not vary, but weakly identified Latinas ( $M = 6.26, SD = .99$ ) were rated more poorly than were weakly identified Black applicants ( $M = 6.59, SD = .1.06$ ) (see Figure 5 and Table 5).

I also observed marginally significant effects for salary,  $F(1, 236) = 2.75, p = .1, \eta^2 = .01$ . For women, there were no interaction effects, as strongly identified Latinas and Blacks were recommended to receive less salary than their weakly identified counterparts. For men, the suggested salary for Black applicants did not vary based on the perceived racial identity, but they suggested strongly identified Latinas receive less salary ( $M = 42,147.06, SD = \$8,951.49$ ) than their weakly identified Latina counterparts ( $M = \$46,530.30, SD = \$5,950.24$ ). This is a \$4,383.24 difference in annual salary. In fact, the recommended salary for strongly identified Latinas was less than the national average which is depicted in Figure 6.

## Discussion

This study was conducted to better understand how race (African American, Latina) and racial identity (Strong, Weak) of female job applicants impacted job-related attributions and starting salaries for a position in the fitness industry. Although in this study hiring directives (pro-diversity, diversity neutral) did not affect rater perceptions of these applicants, other factors proved to be impactful. In line with the previous studies, cues of racial identity impacted how applicants were evaluated. Specifically, there was a three-way interaction between applicant racial identity, applicant race, and rater gender, influencing work attributions and suggested starting salary. These findings support and extend prejudice-distribution theory (Kaiser & Pratt-Hyatt, 2009), as they confirm prejudice against African American and Latinos may be attributed to expressions of racial identity as well as the differing effect these expressions have on males and female raters.

The role of applicant racial identity is important to note in this study. This study revealed that strongly identified Latina applicants had the lowest job-related attribution scores. Ortiz and Telles (2012) found that strongly identified, highly educated Mexican employees experienced more racial backlash and mistreatment than weakly identified Mexicans. Ortiz and Telles (2012) used phenotype expressions of racial identity (skin color – darker skin is more highly identified) in their study. Feagin and Sikes (1994) had similar findings for African Americans who were educated as increased education led to more exposure to fewer minorities and increased experiences of prejudice. Ortiz and Telles's (2012) work highlights that racial identity may impact Latina applicants once

they interview or have the job, but the current study shows that expressions of racial identity in a cover letter or resume material may prove to limit access and perhaps their starting salary. Understanding how appraisals are affected by applicant racial identity is interesting, but delving into how this may affect applicants in a more tangible way is critical as well.

The interaction between applicant racial identity, race, and rater gender also affected salary offers, particularly affecting strongly identified Latinas when men were the raters. Claringbould and Knoppers (2007) suggest that men in authority prefer a certain type, competent but non-threatening, of woman to put in positions of authority. Thus, it would lead one to suspect that any highly identified applicant (traditionally seen as most different from White cultural normative) would be negatively appraised. However, in the male dominated field of sport, the assumed dominant presence that is afforded highly identified female applicants may be seen as a benefit. The racial identity of Black female applicant had little impact on male raters. However, expressions of racial identity had a strong effect on the suggested salary of strongly identified Latina applicants by male raters. Strongly identified Latina applicants received a lower suggested salary of just \$42,147 from male raters, compared to the strongly identified African American applicant (\$46,482), weakly identified Latina (\$46,530) and weakly identified African American (\$46,068) applicants. A \$4000 difference is meaningful, and over 25 years, assuming a 3 percent annual increase, amounts to over a \$150,000 difference.

What are the underlying factors which impact the treatment of highly identified Latina and Black applicants? Drawing from prejudice-distribution theory (Kaiser & Pratt-Hyatt, 2009), the answer may fall in the amount of perceived cultural difference. While highly identified Blacks may be viewed with a critical eye, much of Black culture has intertwined with popular culture (Neal, 2013). In this way, Black culture and highly identified Blackness is more salient in the American experience. In contrast, much of Latino culture is not yet pervasive throughout the culture. Thus, to a White male participant the strongly identified Latina may be perceived as being more of a distinct “other” and potential threat to organizational and cultural norms.

Conversely, female participants showed a negative bias toward weakly identified job applicants. Evolutionary-based management literature may explain why these findings. This perspective draws from Darwinism and the maintenance of one’s self through competition when attracting an ideal mate, into the work context (Colarelli, 2003; Hughes, & Hertel, 1990; Nicholson, 1998). For example, an employee may highlight their best qualities and seek to downplay those they view as threatening their status in the hierarchy (Ilies, Arvey, & Bouchard, 2006). Buunk, Aan't, and Castro Solano (2010) found that men value and are most threatened by social dominance and women by physical attractiveness, leading to jealousy in the work force. Vaillancort (2013) described the actions one takes to maintain status within one’s gender as “intrasexual competition”. For women, this may include indirect aggressive behavior which highlights self and passively devalues (i.e., isolates, give negative appraisals, speak ill of) women they find more attractive/threatening with the ultimate goal to

gain/sustain social status and appeal to males/mates/those in authority (Dellesega, 2005; Fisher & Cox, 2009; Tartaglia & Rollero, 2015; Vaillancort, 2013).

Oftentimes aspects of phenotype and racial identity are confounded, as lighter skin tones individuals are presumed to be less identified with their race and more attractive than darker skinned minorities (Blair, Judd, Sadler, & Jenkins, 2002; Durr & Hill, 2006; Maddox, 2004; Maddox & Gray, 2002). Thus, a weakly identified applicant may be seen as more attractive and more threatening to female participants and reviewers. This phenomenon may explain the lower appraisals of weakly identified minorities by female participants.

As much of the evolutionary-based management literature is based on heterosexual mating and coupling practices, it would be interesting to see how or if non-heterosexuals differ in biases. For example, would a lesbian employee view an attractive heterosexual woman as a threat? Would this differ based on the gender and sexual orientation of those in power? Future research may explore if or how sexual orientation of White female evaluators impact their perceptions of minority applicants of varying racial identity in regard to attractiveness, threat, and job-related attributes.

Previous research noted that those in authority preferred Latina workers to African American workers, as they believed them to more compliant and less likely to question any abuse (Moss & Tilly, 1996; Pager, Western, & Bonikowski, 2009; Young & Castaneda, 2008; Zamudio & Lichter, 2008). Thus, employers or raters may expect Latina workers to be non-threatening and compliant. The implied expectations of a strongly identified Latina applicant may violate the schema of a Latina worker. In this

way, a Latina strongly identified to her race is most different from White males culturally but most different from their expectations of a Latina employee.



## CHAPTER V

### SUMMARY\*

#### **Summary**

There have been positive gains for minorities and women in the workforce (Berdahl & Moore, 2006; Patil, 2008). While improvements have been made in the sport context, these groups are still disproportionality represented in authoritative positions within most organizations (see Burton, 2015; Lapchick, Fox, Guiao, & Simpson, 2015). The benefits of a diverse workforce are numerous (increased productivity, innovation, and problem solving skills) and may lead to better work outcomes (Cameron, Bright, & Caza, 2004; Cunningham, 2009; Cunningham, 2011c; Stevens et al., 2008; Fink, Pastore, & Riemer, 2003; Hennessey & Amabile, 1998; Gruenfeld et al., 1996; Phillips et al., 2004). Further, the fair treatment of minorities should be of value to organizations as it not only shows good will can potentially improve several aspects of employee well-being (see Findler, Wind, & Mor Barack, 2005; Shore, Randel, Chung, Dean, Ehrhart, & Signh, 2011). Hence, finding ways to ensure minorities are able to increase diversity within sport organizations is crucial.

Previous studies about the lack of minorities in the sport context focuses on minority members as a monolithic group. Much of this research also neglected to

---

\* Reprinted with permission from Racial Identity and its Impact on Job Applicants by A. Steward and G.B. Cunningham, 2015. *Journal of Sport Management*, 29, 245-256, 2015 by Copyright 2015 by Human Kinetics.

consider the individual difference of applicant reviewers and White majority that holds much of the hiring power. Richeson and Sommers (2016) calls for a more critical view of how researchers should view and study issues of race. In their summary of race relations in the twenty-first century, they highlight the new face of diversity research, which includes social psychological aspect of perceptions of race and race relations and its implications for minorities.

The studies in this dissertation compliment Richeson and Sommers (2016) ideals of race and race relations studies as they examine minorities not at a monolithic group (racial identity) and rater/reviewer biases (SDO). In drawing from prejudice-attribution theory (Kaiser & Pratt-Hyatt, 2009), the purpose of this research project was to examine the role of perceived racial identity on the evaluation of African American and Latina job applicants. In doing so, I considered personnel decisions within college athletics and fitness industry, the influence of four moderators (gender of the job applicant, applicant race, social dominance orientation of the rater, and gender of the rater), and the role of one mediator (attributions). This work offers an interesting pattern that, when combined with other research in the area, begins to paint a picture of how Whites respond to racial minorities in sport who they believe strongly identify with their race. In the following discussion, I offer an overview of the contributions, acknowledge study limitations, and suggest areas for future research.

### **Contributions**

Results from the three experimental studies show that Whites are attuned to various cues and use them to develop perceptions of African Americans and Latina

racial identity. Job applicants involved in Racial Minority-related organizations, such as the Black Coaches and Administrators, were considered to be strongly identified. Note that perceptions were not formed as a result of conversations with the target, nor from psychological information provided by the target (such as in Cunningham & Regan's, 2012, work). Given these findings, I submit that Whites seek out information to form inferences of racial minorities' racial identity.

Roberts (2005) defined professional image as “the aggregate of key constituents’ (i.e., clients, bosses, superiors, subordinates and colleagues) perceptions of one’s competence and character” (p. 687). Higgins (1996) notes that a part of one’s work identity is assessing the expectations of peers and those in authoritative positions and changing accordingly, this practice is known as crafting one’s professional image. Thus, minority applicants may wish to limit race or racial identity identifiers in their resume or cover letter that may trigger White evaluators, maintaining an ideal professional image or identity. Wherein crafting one’s application material or identity in a way that is appealing may help minorities in entering the workforce, the long term effects of suppressing one’s identity can be quite harmful both mentally (e.g., depression, anxiety) and physically (e.g., hypertension, obesity; see Jones & Shorter-Gooden, 2004; Sue, Capodilupo, & Holder, 2008). Due to the possible negative implications that arise from incongruence with true self and professional image, ideally minority applicants would not have to hide their identity, but simply find an organizational culture that supported differences for the best personal and work outcomes (Polzer, Milton, & Swann, 2002). However, there are limited positions and resources in the workforce. Thus, minority job

applicants hired into a non-inclusive organization should engage in mindful self-care. Cross and Strauss (1998) found that minorities mitigate some effects of racism through communicative coping skills and connecting with other minority group members. Thus, these coping strategies may provide to help minority workers in a hostile or non-accepting work setting.

In addition, these studies offer several theoretical extensions. First, when coupled with the research from Cunningham and Regan (2012), results from these investigations suggest the effects of racial identity are likely to vary based on context. In some situations, Whites represent the norm among leaders (Rosette et al., 2008), and people are generally expected to accept the status quo and historically-driven norms. College athletics represents one such traditional, conservative context (Fink et al., 2003). In this case, raters are likely to prefer weakly identified racial minorities (see Study 1 and Study 3)—people are thought to endorse (or at least not challenge) status-legitimizing worldviews. This relationship is likely to be particularly robust among raters who have a high social dominance orientation (see Study 2).

This stands in contrast to the other study set in the sport context, whereby Cunningham and Regan (2012) argued that when evaluating athletics, Whites might expect racial minorities to strongly identify with their race. I recognize that when compared to African American athletes from the Civil Rights era, today's athletes are less likely to hold or express a strong racial identity (Powell, 2008). Nevertheless, it is still possible that consumers perceive African American athletes as being strongly identified, and expect them to maintain that identity more so than they do for sport

administrators. If this is the case, then a strong racial identity will actually be rewarded, not penalized, among African American athlete endorsers.

Second, identification of key process variables offers another extension of prejudice distribution theory (Kaiser & Pratt-Hyatt, 2009). The influence of racial identity is likely to be influenced by various factors, such as rater social dominance orientation and the attributions made of the target. On the other hand, results from Study 1 suggest the gender of the target is less salient to raters than is the target's race. Thus, this research provides important information related to when and under what conditions effects are likely to take place—key elements of theory building (Bacharach, 1989; Colquitt & Zepata-Phalen, 2007).

Third, in examining the impact of racial identity on minority women in fitness industry, I have extended a new line of research. At present, I did not identify any research regarding Latina or Black women in managerial roles in the fitness industry. Further, past studies focused on the impact of pro-diversity initiatives on minorities as a monolith. By exploring the interaction between racial identity and hiring directives we better understand the impact of directives on differences within minority groups. Study 3 also proves interesting as it found expressions of strong racial identity had a more of a deleterious impact for Latinas than Black applicants, especially when men were the raters. Moving beyond the appraisals, Study 3 exposed the impact of expressions of applicant race and racial identity on recommended salary, which may prove to have long term implications for job applicants.

The relationship between applicant race, racial identity, and participant/reviewer gender also illuminates that gender may play a role in determining how different expressions of race and identity are received. This finding is especially interesting as it exposes how applicant racial identity and race interact with participant/evaluator gender. Finally, the research also has implications for practice. From a personnel selection standpoint, it is clear that (a) raters used cues from the dossier to form perceptions of the applicant's racial identity, (b) racial identity should not be used as a factor influencing who is or is not selected for a position, and (c) organizations can instill practices, pro-diversity messaging, to improve the fairness of their hiring practices. Study 3 also highlights the implications for the differential appraisals of minorities and how it may impact minority salaries. As such, raters should be trained such that they are aware of the potential biases and are educated on steps to reduce them. Standardizing the search process, including multiple raters, gender diversity among committee members and educating search committees about the value of having a diverse workforce are all potential strategies (see also Raymond, 2013).

### **Limitations**

While the research makes several contributions to theory and practice, there are also potential limitations. First, in Study 1 and Study 2 college students comprised the sample, and some might question how well their views are representative of other, older adults. There are several reasons, though, why such concerns are likely unfounded. Social psychologists have long relied on college student samples to examine the nature of prejudice, and field-based work mirrors that in the laboratory setting (Paluck &

Green, 2009). In addition, personnel decisions among college students mirror those of practicing human resource managers (Jawahar & Mattsson, 2005). Second, MTurk, which was utilized in Study 3, is a relatively new and cost effective way for researchers to quickly acquire participants. Some concerns about MTurk are that the workers or participants may falsify information so they may participate or quickly fill out surveys without reviewing material to receive the compensation. Yet another concern is that many MTurk participants take part in thousands of research related surveys. Thus, they may be more attuned to manipulations than your typical participant. In Study 3, I tried to decrease the chances of these issues taking place by adding “check points” into to the questionnaire. At these points participants would have to carefully read and select the correct option or they could not continue to the next question. The use of a unique completion code provided at the end of the survey also helped to decrease the abuse of the MTurk system. Further, the growing number of MTurk workers as research participants has led many researchers to study the effectiveness of this participant pool. Burhmester, Kwang, and Gosling (2011) had concerns about the quality of MTurk workers. Specifically, if research derived from MTurk was comparable to more traditional methods. In their study they found that not only were MTurk workers more racially diverse but provided similar results to traditional-samples. Huff and Tingley (2015) purported similar findings in their research about MTurk in political science research. They found MTurk to be a powerful tool in creating participant pools. MTurk workers have been found to be effective research participants across several research contexts.

It is also important to note that while differences were found between groups in regard to salary, it is not necessarily true that in the real world these differences would impact initial hiring salary since there is often room for negotiation and outside factors that impact starting salary.

### **Future Directions**

Finally, I highlight several avenues for future research. First, this research suggests that context moderates the influence of racial identity. Future research is needed to further explore these possibilities, including the identification of other contextual boundaries. In addition, I focused on African Americans in 2 experiments and Latinas in 1, but future research is needed to further explore if and how Whites express bias toward other racial minorities who they believe strongly identify with their race. Finally, I see avenues for other areas, too, as prejudice distribution theory could potentially be expanded to focus on other diversity dimensions, such as religion, sexual orientation, and the like. For instance, do Christians evaluate strongly identified Muslims more negatively than their weakly identified counterparts? Would these evaluations differ based on context, as I have observed with race? Given the prevalence of prejudice and discrimination in sport, these are questions worth exploring.

Study 3 focused on African American and Latina Women, with unexpected results regarding the preference towards African American women for hiring recommendation. These results may have come as a surprise as much of previous research only focuses on differential treatment of minority women in entry level or service industry positions. Future research should delve deeper in exploring how



applicant race and racial identity impacts minority group members in managerial positions in varying organizations. Study 3 also highlighted the interaction between applicant race, racial identity and participant gender in predicting salary and job related attributes. Future research should seek to better understand why the difference in evaluations exist and create ways to decrease these biases. It may also be fruitful to conduct research with male applicants of different races and expressions of racial identity to better understand the relationship between race, racial identity, and hiring practices.

## REFERENCES

- Acosta, R.V., & Carpenter, L.J. (2006). *Women in intercollegiate sport: A longitudinal study twenty-nine year update (1977–2006)*. Retrieved from <http://webpages.charter.net/womeninsport>
- Abney, R. (1988). *The effects of role models and mentors on career patterns of Black women coaches and athletic administrators in historically Black and historically White institutions of higher education* (Unpublished doctoral dissertation). Iowa City: University of Iowa.
- Adair, D. (Ed.). (2011). *Sport, race, and ethnicity: Narratives of difference and diversity*. Morgantown, WV: Fitness Information Technology.
- Aguinis, H. (1995). Statistical power problems with moderated multiple regression in management research. *Journal of Management*, 21, 1141-1158.
- Aguirre, A. (2000). *Women and minority faculty in the academic workplace: recruitment, retention, and academic culture*. San Francisco, CA: Jossey-Bass.
- Altemeyer, B. (1998). The other “authoritarian personality.” In L. Berkowitz (Ed.), *Advances in experimental social psychology* (Vol. 30, pp. 47–92). Orlando, FL: Academic Press.
- Amiot, C. E., & Bourhis, R. Y. (2003). Discrimination and the positive–negative asymmetry effects: Ideological and normative process. *Personality and Social Psychology Bulletin*, 29, 597–608.

- Anderson, E. & McCormack, M. (2010). Intersectionality, Critical Race Theory, and American Sporting Oppression: Examining Black and Gay Male Athletes. *Journal of Homosexuality*, 57, 949–967.
- Archer, J. (2000). Sex differences in aggression between heterosexual partners: A meta-analytic review. *Psychological Bulletin*, 126, 651–680.
- Armstrong, V. (2011). Diversity Integration. *Schmidt Labor Research Center Seminar Series*. Retrieved from <http://web.uri.edu/lrc/files/Armstrong-Diversity.pdf>
- Aronson, E., and J. Mills. 1959. The effect of severity of initiation on liking for a group. *Journal of Abnormal and Social Psychology*, 59, 177–81.
- Ashikali T.S. & Groeneveld S.M. (2015). Diversity management in public organizations and its effect on employees' affective commitment. The role of transformational leadership and the inclusiveness of the organizational culture, *Review of Public Personnel Administration*, 35, 2, 146-168.
- Atkinson, M., & Wilson, B. (2002). Bodies, subcultures and sport. In J. Maguire & K. Young (Eds.), *Theory, sport and society* (pp. 375-395). Oxford, UK: JAI.
- Bacharach, S. B. (1989). Organizational theories: Some criteria for evaluation. *Academy of Management Review*, 14, 496-515.
- Banks, R.R., & Eberhardt J.L. (1998). Social psychological processes and the legal bases of racial categorization. In *Confronting Racism: The Problem and the*

- Response, ed. J.L. Eberhardt, S.T. Fiske, pp.54–75. Thousand Oaks, CA: Sage.
- Becker, G.S. (1957). *The Economics of Discrimination*. Chicago, IL: University of Chicago Press.
- Berdahl, J. L., & Moore, C. (2006). Workplace harassment: Double jeopardy for minority women. *Journal of Applied Psychology*, 91, 426 – 436.
- Bertrand, M. & Mullainathan, S. (2002). *Are Emily and Brendan More Employable than Lakisha and Jamal? A Field Experiment on Labor Market Discrimination.*” University of Chicago Graduate School of Business, Chicago.
- Bimper, A.Y., Jr., & Harrison, L., Jr. (2011). Meet me at the crossroads: African American athletic and racial identity. *Quest*, 63, 275–288.
- Blair, I. V., Judd, C. M., Sadler, M. S., & Jenkins, C. (2002). The role of Afrocentric features in person perceptions: Judging by features and categories. *Journal of Personality and Social Psychology*, 83, 5-25.
- Bonilla-Silva, E. (2009) *Racism without Racists: Color-Blind Racism and the Persistence of Racial Inequality in the United States*. Lanham, MD: Rowman and Littlefield Publishers.
- Borland, J. F., & Bruening, J. E. (2010). Navigating barriers: A qualitative examination of the under-representation of black females as head coaches in collegiate basketball. *Sport Management Review*, 13(4), 407–420.
- Braddock, J. H., Smith, E., & Dawkins, M. (2012). Race and pathways to power in the National Football League. *American Behavioral Sci-*

*entist*, 56, 711-727.

Brewer, M.B. (1991). The social self: On being the same and different at the same time. *Personality and Social Psychology Bulletin*, 17, 475–482.

Brodkin, K. (1998). *How Jews became white folks and what that says about race in America*. Rutgers University Press.

Brown, A. (2014). “The U.S. Hispanic population has increased six-fold since 1970.” Washington, D.C.: *Pew Research Center*, February. Retrieved January 4, 2016 from <http://www.pewresearch.org/facttank/2014/02/26/the-u-s-hispanic-population-has-increased-sixfold-since-1970/>

Brown, M. E. & Treviño, L. K. (2006). Ethical leadership: A review and future directions. *Leadership Quarterly*, 17: 595-616.

Brown, T.N., Jackson, J.S., Brown, K.T., Sellers, R.M., Keiper, S., & Manuel, W.J. (2003). “There’s no race on the playing field”: Perceptions of racial discrimination among White and Black athletes. *Journal of Sport and Social Issues*, 27, 162–183.

Bruening, J. E. (2005). Gender and racial analysis in sport: Are all the women White and all the Blacks men? *Quest*, 57, 330-349.

Buhrmester, M., Kwang, T., & Gosling, S.D. (2011). Amazon’s Mechanical Turk: A New Source of Inexpensive, Yet High-Quality, Data? *Perspectives on Psychological Science*, 6, 1, 3–5.

Bureau of Labor Statistics (2016). U.S. Department of Labor, *Occupational*

- Outlook Handbook, 2016-17 Edition*, Athletic Trainers. Retrieved March 24, 2016 from <http://www.bls.gov/ooh/healthcare/athletic-trainers.htm>
- Burns, C., Barton, K., & Kerby, S. (2012, July 12). The state of diversity in today's workforce: As our nation becomes more diverse so too does our workforce. *Center for American Progress*. Retrieved from <http://americanprogress.org/issues/labor/report/2012/07/12/11938/the-state-of-diversity-in-todays-workforce/>
- Burrow, A. & Ong, A. (2010). *Racial Identity as a Moderator of Daily Exposure and Reactivity to Racial Discrimination*. *Self and Identity*, 9: 383–402, 2010
- Burton, L. (2015). Underrepresentation of women in sport leadership: A review of research. *Sport Management Review*, 18(2), 155-165.
- Buunk, A. P., Aan't, Goor J., Castro Solano, A. (2010). Intrasexual competition at work: Sex differences in the jealousy-evoking effect of rival characteristics in work settings. *Journal of Social and Personal Relationships*, 27, 671–684.
- Buzuvis, E.E. (2015). Barriers to leadership in women's college athletics. In E. Comeaux (Ed.), *Introduction to collegiate athletics*. Baltimore, MD: Johns Hopkins University Press, 2015.
- Cameron, K. S., Bright, D., & Caza, A. (2004). Exploring the relationships between organizational virtuousness and performance. *American Behavioral Scientist*, 47(6), 766-790.

- Cappelli, P., & Iannozzi, M. (1995). Rethinking the skills gap: Is it craft or character? EQW Working Paper. Philadelphia: National Center on the Educational Quality of the Workforce, University of Pennsylvania.
- Carrim, N. M. (2016). Workplace, Race and Ethnicity in. *The Wiley Blackwell Encyclopedia of Race, Ethnicity, and Nationalism*.
- Castilla, E. (2008). Gender, race, and meritocracy in organizational careers. *American Journal of Sociology*, 113:1479-15.
- Claringbould, I., & Knoppers, A. (2007). Finding a 'normal' woman: Selection processes for board membership. *Sex Roles*, 56, 495–507.
- Cohen, J. (1988). *Statistical power analysis for the behavioral sciences* (2nd ed.). New Jersey: Lawrence Erlbaum.
- Cohen, J., Cohen, P., West, S. G., & Aiken, L. S. (2003). *Applied multivariate regression/correlation analysis for the behavioral sciences* (3rd ed.). Mahwah, NJ: Lawrence Erlbaum.
- Cokley, K., Dreher, G. F., & Stockdale, M. S. (2004). Toward the inclusiveness and career success of African Americans in the workplace. In M. S. Stockdale & F. J. Crosby (Eds.), *The psychology and management of workplace diversity* (pp. 168-190). Malden, MA: Blackwell.
- Colarelli, S.M. (2003). *No best way: An evolutionary perspective on human resource management*. Westport, CT: Praeger.
- Collins, P. H. (2000). *Black feminist thought: Knowledge, consciousness, and the politics of empowerment* (2nd ed.). London: Routledge.

- Colquitt, J. A., & Zapata-Phelan, C. P. (2007). Trends in theory building and theory testing: A five-decade study of the Academy of Management Journal. *Academy of Management Journal*, 50, 1281-1303.
- Connell, R. W. (1995). *Masculinities*. Berkeley: University of California Press
- Connell, R. W., & Messerschmidt, J. W. (2005). Hegemonic masculinity: Rethinking the concept. *Gender and Society*, 19, 829–859.
- Cortina, L. M. (2008). Unseen injustice: Incivility as modern discrimination in organizations. *Academy of Management Review*, 33, 55-75.
- Cortina, L. M., Kabat-Farr, D., Leskinen, E. A., Huerta, M., & Magley, V. J. (2013). Selective incivility as modern discrimination in organizations: Evidence and impact. *Journal of Management*, 39, 1579-1605.
- Crawley, S. L., Foley, L. J., & Shehan, C. L. (2008). *Gendering bodies*. New York: Rowman & Littlefield.
- Crenshaw, K. (1991). Mapping the margins: Intersectionality, identity politics, and violence against women of color. *Stanford Law Review*, 43, 1241-1299.
- Cross, W., Jr., & Strauss, L. (1998). The everyday functions of African American identity. In J. K. Swim & C. Stangor (Eds.), *Prejudice: The target's perspective* (pp. 268-279). New York: Academic Press.
- Cullen, J. B., Parboteeah, K. P., & Victor, B. (2003). The effects of ethical climates on organizational commitment: A two-study analysis. *Journal of Business Ethics*, 46, 127–141.



- Cunningham, G. B. (2006). The influence of demographic dissimilarity on affective reactions to physical activity classes. *Journal of Sport and Exercise Psychology*, 28, 127-142.
- Cunningham, G. B. (2007). Perceptions as reality: The influence of actual and perceived demographic dissimilarity. *Journal of Business and Psychology*, 22, 79-89.
- Cunningham, G. B. (2009). The Moderating Effect of Diversity Strategy on the Relationship Between Racial Diversity and Organizational Performance. *Journal of Applied Social Psychology*, 39(6), 1445-1460.
- Cunningham, G. B. (2011a). Creative work environments in sport organizations: The influence of sexual orientation diversity and commitment to diversity. *Journal of Homosexuality*, 58(8), 1041-1057.
- Cunningham, G.B. (2011b). *Diversity in sport organizations* (2<sup>nd</sup> Edition.). Scottsdale, AZ: Holcomb-Hathaway.
- Cunningham, G. B. (2011c). The LGBT advantage: Examining the relationship among sexual orientation diversity, diversity strategy, and performance. *Sport Management Review*, 14(4), 453-461.
- Cunningham, G.B. (2015). *Diversity & Inclusion in Sport Organizations* (3<sup>rd</sup> Edition). Scottsdale, AZ: Holcomb-Hathaway.
- Cunningham, G. B., & Bopp, T. (2010). Race ideology perpetuated: Media representations of newly hired football coaches. *Journal of Sports Media*, 5(1), 1-19.

- Cunningham, G. B., Bruening, J. E., & Straub, T. (2006). The under-representation of African Americans in NCAA Division I-A head coaching positions. *Journal of Sport Management*, 20(4), 387–413.
- Cunningham, G. B. & Regan, M. R., Jr. (2012). Political activism, racial identity, and commercial endorsement of athletes. *International Review for the Sociology of Sport*, 47, 657-669.
- Cunningham, G., & Sagas, M. (2006). Access discrimination in intercollegiate athletics. *Journal of Sport & Social Issues*, 29(2), 148-163.
- . Cunningham, G. B., & Singer, J. N. (2009, May). *Creating and sustaining a diverse and inclusive workplace in college athletics*. Paper presented at the annual conference for the North American Society for Sport Management, Columbia, SC.
- Dambrun, M., Duarte, S., & Guimond, S. (2004). Why are men more likely to support group-based dominance than women? The mediating role of gender identification. *British Journal of Social Psychology*, 43, 287–297.
- Danso, H. A., Sedlovskaya, A., & Suanda, S. H. (2007). Perceptions of immigrants: Modifying the attitudes of individuals higher in social dominance orientation. *Personality and Social Psychology Bulletin*, 33, 1113-1123.
- Davidson, M. N., & Proudford, K. L. 2008. Cycles of resistance: How dominants and

- subordinates collude to undermine diversity efforts in organizations. In K. M. Thomas (Ed.), *Diversity resistance in organizations*: 249-272. New York: Taylor & Francis Group/Lawrence Erlbaum.
- DeHass, D. (2007). *2005-06 race and gender demographics of NCAA member institutions' athletics personnel*. Indianapolis, IN: National Collegiate Athletic Association.
- DeHass, D. (2008). *1999-00 – 2006-2007 student-athlete race and ethnicity report*. Indianapolis, IN: National Collegiate Athletic Association.
- Dellesega, C. (2005). *Mean girls grown up: Adult women who are still queen bees, middle bees, and afraid-to-bees*. Hoboken, NJ: John Wiley & Sons Inc.
- Department of Labor (2015). United States Department of Labor Data & Statistics - Women in the Labor Force. Retrieved from [http://www.dol.gov/wb/stats/stats\\_data.htm](http://www.dol.gov/wb/stats/stats_data.htm)
- Dipboye, Robert L. (1982), Self-Fulfilling Prophecies in the Selection Recruitment Interview. *Academy of Management*, 7 (4), 579–586.
- DiTomaso, N., Post, C., & Parks-Yancy, R. (2007). Workforce Diversity and Inequality: Power, Status, and Numbers. *Annual Review of Sociology*, 33, 473-501.
- Dover, T.L., Major, B., Kaiser, C.R. (2016). Members of high-status groups are threatened by pro-diversity organizational messages. *Journal of Experimental Social Psychology*, 62, 58–67.
- Duckitt, J. (2001). A dual-process cognitive-motivational theory of ideology and

- prejudice. *Advances in Experimental Social Psychology*, 33, 41–113.
- Durr, M., & Hill, S.A. (2006). *Race, Work, And Family in the Lives of African Americans*. Rowman & Littlefield: Lanham, MD.
- Edwards, J. R., & Lambert, L. S. (2007). Methods for integrating moderation and mediation: A general analytical framework using moderated path analysis. *Psychological Methods*, 12, 1-22.
- Ely, R., & Padavic, I. (2007). A Feminist Analysis of Organizational Research on Sex Differences. *Academy of Management Review*, 32(4): 1121-1143.
- Ely, R. J., & Thomas, D. A. (2001). Cultural diversity at work: The effects of diversity perspectives on work group processes and outcomes. *Administrative Science Quarterly*, 46, 229 –273.
- Fanelli, D. (2010). “Positive” results increase down the hierarchy of the sciences. *Plos One*, 5(3), e10068. doi:10.1371/journal.pone.0010068.
- Fassinger, R.E. (2008). Workplace diversity and public policy: Challenges and opportunities for psychology. *American Psychologist*, Vol 63(4), May-Jun 2008, 252-268.
- Faul, F., Erdfelder, E., Buchner, A, Lang, A.G. (2009). Statistical power analyses using G\*Power 3.1: Tests for correlation and regression analyses. *Behavior Research Methods*, 41, 1149–1160.
- Feagin, J. (2009). *The White Racial Frame: Centuries of Racial Framing and Counter-Framing*. New York: Routledge.
- Feagin, J., & Sikes, M.P. (1994). *Living with Racism: The Black Middle-Class*

*Experience*. Boston: Beacon.

- Findler, L., Wind, L. H., & Mor Barak, M. E. (2005). The challenge of workforce management in a global society: Modeling the relationship between diversity, inclusion, organizational culture, and employee well-being, job satisfaction, and organizational commitment. *Administration in Social Work*, 31(3): 63-94.
- Fink, J. S., Burton, L. J., Farrell, A. O., & Parker, H. M. (2012). Playing it out: Female intercollegiate athletes' experiences in revealing their sexual identities. *Journal for the Study of Sports and Athletes in Education*, 6, 83-106.
- Fink, J.S., Pastore, D.L., & Riemer, H.A. (2003). Managing employee diversity: Perceived practices and organizational out- comes in NCAA Division III athletic departments. *Sport Management Review*, 6, 147-168. doi:10.1016/S1441-3523(03)70057-6.
- Fisher, M., & Cox, A. (2009). The influence of female attractiveness on competitor derogation. *Journal of Evolutionary Psychology*, 7, 141-155.
- Gatmen, E. J. P. (2012). Academic exploitation: The adverse impact of college athletics on the educational success of minority student-athletes. *Seattle Journal for Social Justice*, 10(1), 509–583.
- Ford, T. E., Gambino, F., Lee, H., Mayo, E., & Ferguson, M. A. (2004). The role

- of accountability in suppressing managers' preinterview bias against African-American sales job applicants. *Journal of Personal Selling & Sales Management*, 24, 113–124.
- Goff, P. A., Thomas, M. A., & Jackson, M. C. (2008). "Ain't I a woman?" Towards an intersectional approach to person perception and group-based harms. *Sex Roles*, 59, 392-403. doi:10.1007/s11199-008-9505-4
- Gotsis, G. & Kortezi, Z. (2013). Ethical Paradigms as Potential Foundations of Diversity Management Initiatives in Business Organizations. *Journal of Organizational Change Management* 26(6): 948-975.
- Greenhaus, J.H., Parasuraman, S., & Wormley, W.M. (1990). Effects of Race on Organizational Experiences, Job Performance Evaluations, and Career Outcomes. *Academy of Management Journal*; Mar 1990; 33, 1; 64-86.
- Greenhill, J., Auld, C., Cuskelly, G., & Hooper, S. (2009). The impact of organisational factors on career pathways for female coaches. *Sport Management Review*, 12(4), 229-240.
- Gruenfeld, D. H., Mannix, E. A., Williams, K. Y., & Neale, M. A. (1996). Group composition and decision making: How member familiarity and information distribution affect process and performance. *Organizational behavior and human decision processes*, 67(1), 1-15.
- Guimond, S., Crisp, R. J., De Oliveira, P., Kamiejski, R., Kteily, N., Kuepper, B., ... Zick, A. (2013). Diversity policy, social dominance, and intergroup

- relations: Predicting prejudice in changing social and political contexts. *Journal of Personality and Social Psychology*, 104, 941-958.
- Harper, S.R., Williams, C.D., Blackman, H. W. (2013). Black male student-athletes and racial inequities in NCAA division I college sports. *Center for the Study of Race and Equity in Education*. Philadelphia: University of Pennsylvania. Retrieved from [https://www.gse.upenn.edu/equity/sites/gse.upenn.edu/equity/files/publications/Harper\\_Williams\\_and\\_Blackman\\_%282013%29.pdf](https://www.gse.upenn.edu/equity/sites/gse.upenn.edu/equity/files/publications/Harper_Williams_and_Blackman_%282013%29.pdf)
- Harrison, D.A., Price, K.H., & Bell, M.P. (1998). Beyond relational demography: Time and the effects of surface- and deep-level diversity on work group cohesion. *Academy of Management Journal*, 41, 96–107.
- Hassan, S. D. (2002). Arabs, Race and the Post-September 11 National Security State. *Middle East Report*, 224:1-9.
- Hennessey, B.A., & Amabile, T.M. (1998). Reality, intrinsic motivation, and creativity. *American Psychologist*. 53, 674–75,
- Higgins, E. T. 1996. The "Self Digest": Self-knowledge serving self-regulatory functions. *Journal of Personality and Social Psychology*, 71(6): 1062-1083.
- Holladay, C. L., Knight, J. L., Paige, D. L. and Quiñones, M. A. (2003). The influence of framing on attitudes toward diversity training. *Human Resource Development Quarterly*, 14: 245-263.
- hooks, b. (1981). *Ain't I a woman: Black women and feminism*. Boston: South End Press.

- Huff, C. and Tingley, D. (2014). “Who are these People?” Evaluating the Demographic Characteristics and Political Preferences of MTurk Survey Respondents”, *Research and Politics*, July-September, 2015: 1–12.
- Hugenberg, K., & Bodenhausen, G.V. (2004). Ambiguity in social categorization: the role of prejudice and facial affect in racial categorization. *Psychological Science*, 15:342–45
- Hughes, M., & Hertel, B. R. (1990). The significance of skin color remains: A study of life chances, mate selection, and ethnic consciousness among Black Americans. *Social Forces*, 68, 1105-1120.
- Iles, P., & Hayers, P. K. (1997). Managing diversity in transnational project teams: A tentative model and case study. *Journal of Managerial Psychology*, 12(2), 95-117.
- Ilies, R., Arvey, R. D., & Bouchard, T. J. (2006). Darwinism, behavioural genetics, and organizational behaviour: A review and agenda for future research. *Journal of Organizational Behaviour*, 27, 121–141.
- Jackson, S.E., May, K.E., Whitney, K. (1995). Understanding the dynamics of diversity in decision-making teams. See Guzzo & Salas 1995, 204–61.
- Jawahar, I. M., & Mattsson, J. (2005). Sexism and beautyism effects in selection as a function of self-monitoring level of decision maker. *Journal of Applied Psychology*, 90, 563-573.



- Jehn, K. A., Northcraft, G. B., & Neale, M. A. 1999. Why differences make a difference: A field study of diversity, conflict, and performance in workgroups. *Administrative Science Quarterly*, 44: 741-763.
- Johnson, K. L., Freeman, J. B., & Pauker, K. (2011). Race is gendered: How covarying phenotypes and stereotypes bias sex categorization. *Journal of Personality and Social Psychology*, 102, 116-131.
- Jones, C. and Shorter-Gooden, K. (2003). *Shifting: The Double Lives of Black Women in America*. New York: Harper Collins.
- Kaiser, C. R., & Pratt-Hyatt, J. S. (2009). Distributing prejudice unequally: Do Whites direct their prejudice toward strongly identified minorities? *Journal of Personality and Social Psychology*, 96, 432-445.
- Kanter, R. M. (1977). *Men and women of the corporation*. New York: Basic Books.
- Kerr, B., Miller, W., Reid, M., & Edwards, P. R. (2008). An Unconventional Application of The Glass Ceiling Concept: African American and Latino Administrators in Municipal Government Bureaucracies, 1987-1997. *Public Administration Quarterly*, 32(4), 490-527.
- Knoppers, A., Meyer, B.B., Ewing, M., & Forrest, L. (1989). "Gender and the Salaries of Coaches." *Sociology of Sport Journal*, 6, 348-361.
- Knoppers, A., Meyer, B.B., Ewing, M., & Forrest, L. (1991). "Opportunity and Work Behavior in College Coaching." *Journal of Sport and Social Issues*. 15(1): 1-20.

- Kolchin, P. (2002). Whiteness studies: The new history of race in America. *The Journal of American History*, 89(1), 154-173.
- Krane, V., Barber, H., & McClung, L. R. (2002). Social psychological benefits of Gay Games participation: A social identity theory explanation. *Journal of Applied Sport Psychology*, 14, 27-42.
- Kteily, N. S., Sidanius, J., & Levin, S. (2011). Social dominance orientation: Cause or 'mere effect'? Evidence for SDO as a causal predictor of prejudice and discrimination against ethnic and racial outgroups. *Journal of Experimental Social Psychology*, 47, 208-214.
- Kurtzberg, T.R. (2005). Feeling Creative, Being Creative: An Empirical Study of Diversity and Creativity in Teams. *Creativity Research Journal*, (17)1, 51–65.
- Kwon, H. H., & Armstrong, K. L. (2002). Factors influencing impulse buying of sport licensed merchandise. *Sport Marketing Quarterly*, 11, 151-183.
- Ladson-Billings, G. (2009). 'Who you callin' nappy-headed?' A critical race theory look at the construction of Black women, *Race Ethnicity and Education*, 12:1, 87-99, doi: 10.1080/13613320802651012
- Lapchick, R., Fox, J., Guiao, A., & Simpson, M. (2015). *The 2014 Racial and Gender Report Card: College Sport*, The Institute for Diversity and Ethics in Sport, University of Central Florida, Orlando, FL.
- Lee, W., & Cunningham, G. B. (2015). A picture is worth a thousand words: The influence of signaling, organizational reputation, and applicant race on

- attraction to sport organizations. *International Journal of Sport Management*, 16, 492-506.
- Li, T., Cardenas-Iniguez, C., Correll, J., & Cloutier, J. (2016). The impact of motivation on race- based impression formation. *NeuroImage*, 124, 1-7.
- Louis, W. R., Duck, L. M., Terry, D., Schuller, R. A., & LaLonde, R. N. (2007). Why do citizens want to keep refugees out? Threats, fairness, and hostile norms in the treatment of asylum seekers. *European Journal of Social Psychology*, 37, 53-73.
- Lovett, D. J., & Lowry, C. D. 1994. “Good old boys” and “good old girls” clubs: Myth or reality? *Journal of Sport Management*, 8: 27–35.
- Lucas, J.W. & Baxter, A.R. (2012). “Power, influence and diversity in organizations”, *The Annals of the American Academy of Political and Social Science*, 639, 1,49-70.
- Luhtanen, R., & Crocker, J. (1992). A collective self-esteem scale: Self-evaluation of one's social identity. *Personality and Social Psychology Bulletin*, 18, 302-318.
- Maddox, K.B. (2004). Perspectives on racial phenotypicality bias. *Personality & Social Psychology Review*, 8(4), 383-401.
- Maddox, K.B., & Gray, S. A. (2002). Cognitive representations of Black Americans: Re-exploring the role of skin one. *Personality and Social Psychology Bulletin*, 28, 250-259.

- Major, B., McCoy, S., Kaiser, C. & Quinton, W. (2003). Prejudice and self-esteem: A transactional model, *European Review of Social Psychology*, 14:1, 77-104.
- Major, B., Quinton, W. J., & McCoy, S. K. (2002). Antecedents and consequences of attributions to discrimination: Theoretical and empirical advances. *Advances in Experimental Social Psychology*, 34, 251-330.
- Marivoet, S. (2014). "Challenge of Sport Towards Social Inclusion and Awareness-Raising Against any Discrimination." *Physical Culture and Sport Studies and Research*. DOI: 10.2478/pcssr-2014-0017
- Marshall, G. W., Stamps, M. B., & Moore, J. N. (1998). Preinterview Biases: The Impact of Race, Physical Attractiveness, and Sales Job Type on Preinterview Impressions of Sales Job Applicants. *Journal of Personal Selling & Sales Management*, 18(4), 21-38.
- Maume, D. J. (2006). Gender differences in restricting work efforts because of family responsibilities. *Journal of Marriage and Family*, 68(4), 859-869.
- McClelland, G. H., & Judd, C. M. (1993). Statistical difficulties of detecting interactions and moderator effects. *Psychological Bulletin*, 114, 376-390.
- McDowell, J., & Cunningham, G. B. (2009). The influence of diversity perspectives on Black female athletic administrators' identity negotiations outcomes. *Quest*, 61, 202-222.

- Melton, E. N., & Cunningham, G. B. (2012). The effect of LGBT-inclusive policies, gender, and social dominance orientation on organizational attraction. *International Journal of Sport Management, 13*, 444-462.
- Metzl, J.M. (2010). *The Protest Psychosis: How Schizophrenia Became a Black Disease*. Boston: Beacon Press.
- Miller, F.A., & Katz, J.H. (2002). *The inclusion breakthrough: Unleashing the real power of diversity*. San Francisco, CA: Berrett-Koehler Publishers, Inc.
- Retrieved from  
[http://www.bkconnection.com/static/The\\_Inclusion\\_Breakthrough\\_EXCERPT.pdf](http://www.bkconnection.com/static/The_Inclusion_Breakthrough_EXCERPT.pdf)
- Moceri, J. T. (2012). Bias in The Nursing Workplace: Implications for Latino(A) Nurses. *Journal of Cultural Diversity, 19*(3), 94-101.
- Moss, P., & Tilly, C. (1996). "Soft" Skills and Race: An Investigation of Black Men's Employment Problems. *Work & Occupations, 23*(3), 252-276.
- Mullane, S., & Whisenant, W. (2007). Florida ADs and homologous reproduction. *Public Organization Review, 7*(3), 261-267.
- NCAA (2015). *NCAA Race and Gender Demographics Database*. Retrieved from  
<http://www.ncaa.org/about/resources/research/diversity-research>
- Neal, M. A. (2013). *What the Music Said: Black Popular Music and Black Public Culture*. Great Britain: Routledge.
- Nicholson, N. (1998). How hardwired is human behaviour? *Harvard Business Review, 76*, 134– 147.

- Ortiz, V., & Telles, E. (2012). Racial Identity and Racial Treatment of Mexican Americans. *Race and Social Problems*, 4(1), 10.
- Pack, S. M. (2005). *Antecedents and consequences of perceived organizational support for NCAA athletic administrators* (Doctoral dissertation, The Ohio State University).
- Pager, D. & Shepherd, H. (2008). “The Sociology of Discrimination: Racial Discrimination in Employment, Housing, Credit, and Consumer Markets.” *Annual Review of Sociology*, 34, 181–208.
- Pager, D., Western, B., & Bonikowski, B. (2009). Discrimination in a Low-Wage Labor Market: A Field Experiment. *American Sociological Review*, 74(5), 777–799. <http://doi.org/10.1177/000312240907400505>
- Paluck, E. L., & Green, D. P. (2009). Prejudice reduction: What works? A review and assessment of research and practice. *Annual Review of Psychology*, 60, 339-367.
- Patil, S. (2008). Perceptions of Female Managers in Male-Dominated Industries: Effects of Gender Rarity, Performance, and Diversity Justification. *The Michigan Journal of Business*, 39-79.
- Paul, R. J., & Townsend, J. B. (1995). Shape up or ship out? Employment discrimination against the overweight. *Employee Responsibilities Rights Journal*, 8, 133-145.

- Peery, D., Bodenhausen, G.V. (2008). Black+white = black: hypodescent in reflexive categorization of racially ambiguous faces. *Psychol. Sci.*, 19:973–77.
- Phillips, K. W., Northcraft, G. B., & Neale, M. A. (2006). Surface-level diversity and decision-making in groups: When does deep-level similarity help?. *Group processes & intergroup relations*, 9(4), 467-482.
- Pless, N., & Maak, T. (2004). Building an inclusive diversity culture: Principles, processes and practice. *Journal of Business Ethics*, 54(2), 129-147.
- Polzer, J.T, Milton, L.P., & Swann Jr, W.B. (2002). Capitalizing on Diversity: Interpersonal Congruence in Small Work Groups. *Administrative Science Quarterly*, Vol. 47, No. 2. (Jun., 2002), 296-324.
- Powell, S. (2008). *Souled out? How Blacks are winning and losing in sports*. Champaign, IL: Human Kinetics.
- Pratto, F., Liu, J. H., Levin, S., Sidanius, J., Shih, M., Bacharach, H., Hegarty, P. (2000). Social dominance orientation and the legitimization of inequality across cultures. *Journal of Cross-Cultural Psychology*, 31, 369-409.
- Pratto, F., Sidanius, J., & Levin, S. (2006). Social dominance theory and the dynamics of intergroup relations: Taking stock and looking forward. *European Review of Social Psychology*, 17, 271-320.
- Preacher, K. J., Rucker, D. D., & Hayes, A. F. (2007). Addressing moderated mediation hypotheses: Theory, methods, and prescriptions. *Multivariate Behavioral Research*, 42(1), 185-227.

- Quarterman, J., Dupree, A. D., & Willis, K. P. (2006). Challenges confronting female intercollegiate athletic directors of NCAA member institutions by division. *College Student Journal*, 40, 528-545.
- Rahm, E., Do, H.H. (2000). Data Cleaning: Problems and Current Approaches. *IEEE Bulletin on Data Engineering*. 23, 4.
- Rampell, C. (2012). Business Day, A Jobs Boom Build on Sweat in an Age of Belt-Tightening, *The New York Times*, Retrieved from [http://www.nytimes.com/2012/07/01/business/for-personal-trainers-a-boom-fueled-by-a-belt-tightening-age.html?pagewanted=all&\\_r=0](http://www.nytimes.com/2012/07/01/business/for-personal-trainers-a-boom-fueled-by-a-belt-tightening-age.html?pagewanted=all&_r=0)
- Randle, A.E. & Jaussi, K.S. (2003). "Functional background identity, diversity, and individual performance in cross-functional teams." *Academy of Management Journal*, 46: 763-774.
- Raymond, J. (2013). Sexist attitudes: Most of us are biased. *Nature*, 495, 33-34.
- Richard, O.C., & Shelor, R.M. (2002). Linking top management team age heterogeneity to firm performance: Juxtaposing two mid-range theories. *International Journal of Human Resource Management*, 13(6), 958-974.
- Richeson, J. A., & Nussbaum, R. J. (2004). The impact of multiculturalism versus color-blindness on racial bias. *Journal of Experimental Social Psychology*, 40, 417-423
- Richeson, J.A. & Sommers, S.R. (2016). Toward a Social Psychology of Race relations in the 21st Century. *Annual Review of Psychology*, 67, 439-463.



- Rider, C.I., Wade, J., Swaminathan, A. & Schwab, A. (2016). Racial Disparity in Leadership: Performance-Reward Bias in Promotions of National Football League Coaches. *Georgetown McDonough School of Business Research Paper*, No. 2710398. Retrieved from <http://ssrn.com/abstract=2710398>
- Roberts, L. M. (2005). Changing faces: Professional image construction in diverse organizational settings, *Academy of Management Review*, 30: 685–711.
- Rosette, A. S., & Dumas, T. L. (2007). Hair Dilemma: Conform to Mainstream Expectations or Emphasize Racial Identity, *The Duke Journal of Gender Law & Policy*, 14, 407.
- Rosette, A. S., Leonardelli, G. J., & Phillips, K. W. (2008). The White standard: Racial bias in leader categorization. *Journal of Applied Psychology*, 93, 758-777.
- Saperstein, A., Penner, A.M., Light, R. (2013). Racial formation in perspective: connecting individuals, institutions, and power relations. *Annual Review of Sociology*, 39:359–78.
- Sartore, M. L. (2006). Categorization, performance appraisals, and self-limiting behavior: The impact on current and future performance. *Journal of Sport Management*, 20, 535–553.
- Sartore, M. L., & Cunningham, G. B. (2007a). Explaining the under-representation of women in leadership positions of sport organizations: A symbolic interactionist perspective. *Quest*, 59, 244-265.

- Sartore, M. L., & Cunningham, G. B. (2007b). Weight discrimination, hiring recommendations, person-job fit and attributions: Implications for the fitness industry. *Journal of Sport Management, 21*, 172-193
- Sagas, M., Cunningham, G.B., & Teed, K. (2006). Examining homologous reproduction in the representation of assistant coaches of women's teams. *Sex Roles, 55*, 503-510.
- Shore, L. M., Randel, A. E., Chung, B. G., Dean, M. A., Ehrhart, K. H., & Singh, G. (2011). Inclusion and diversity in work groups: A review and model for future research. *Journal of Management, 37*(4), 1262-1289.
- Sidanius, J., Levin, S., Federico, C. M., & Pratto, F. (2001). Legitimizing ideologies: A social dominance approach. In J. T. Jost & B. Major (Eds.), *The psychology of legitimacy* (pp. 307–331). New York: Cambridge University Press.
- Sidanius, J., & Pratto, F. (1999). *Social dominance: An intergroup theory of social hierarchy and oppression*. Cambridge, United Kingdom: Cambridge University Press.
- Singer, J. N. (2008). Benefits and detriments of African American male athletes' participation in a big-time college football program. *International Review for the Sociology of Sport, 43*, 399-408.
- Singer, J. N., & Cunningham, G. B. (2012). A case study of the diversity culture of an American university athletic department: Implications for educational stakeholders. *Sport, Education & Society, 17*, 647-669.

- Smith-Crowe, K., Umphress, E. E., Brief, A. P., Tenbrunsel, A., & Chan, S. (2008, April). *The effects of employee accountability to corrupt authority figures*. Paper presented at the 23rd Annual Conference of the Society for Industrial Organizational Psychology, San Francisco, CA.
- Solow, B. L., Solow, J. L., & Walker, T. B. (2011). Moving on up: The Rooney rule and minority hiring in the NFL. *Labour Economics*, 18(3), 332-337.
- Stangl, J. M., & Kane, M. J. (1991). Structural variables that offer explanatory power for the under representation of women coaches since Title IX: The case of homologous reproduction. *Sociology of Sport Journal*, 8: 47–60.
- Stepanczuk, C. (2007). Women in the Workforce. *Federal Reserve Bank of Cleveland*. Retrieved from <https://www.clevelandfed.org/en/newsroom-and-events/publications/economic-trends/economic-trends-archives/2007-economic-trends/et-20070315-women-in-theworkforce.aspx>
- Stevens, F. G., Plaut, V. C., & Sanchez-Burks, J. (2008). Unlocking the benefits of diversity all-inclusive multiculturalism and positive organizational change. *The Journal of Applied Behavioral Science*, 44(1), 116-133.
- Steward, A.D. & Cunningham, G. B. (2015). Racial Identity and its Impact on Job Applicants. *Journal of Sport Management*. 2015, 29, 245-256.
- Stroh, L. Bret, J. & Reilly, A. (1996). Family structure, glass ceiling, and traditional explanations for the differential rate of turnover of female and male managers. *Journal of Vocational Behavior*, 49, 99-118.

- Sue, D. W., Capodilupo, C. M., & Holder, A. M. B. (2008). Racial microaggressions in the life experiences of Black Americans, *Professional Psychology: Research and Practice*, 39, 329–336.
- Tajfel, H., & Turner, J.C. (1979). An integrative theory of intergroup conflict. In W.G. Austin & S. Worchel (Eds.), *The social psychology of intergroup relations* (pp. 33–47). Monterey, CA: Brooks/Cole.
- Tartaglia, S., & Rollero, C. (2015). The Effects of Attractiveness and Status on Personality Evaluation. *Europe's Journal of Psychology*, 11(4), 677-690.
- Thomas, R. R. (1990). From affirmative action to affirming diversity. *Harvard Business Review*, 68(2), 107-117.
- Trail, G. T., Anderson, D. F., & Fink, J. S. (2005). Consumer satisfaction and identity theory: A model of sport spectator conative loyalty. *Sport Marketing Quarterly*, 14, 98-111.
- Trawalter, S., Driskell, S., & Davidson, M. N. (2015). What is good isn't always fair: On the unintended effects of framing diversity as good. *Analyses of Social Issues and Public Policy*, doi:10.1111/asap.12103.
- Tsui, A. S., & Gutek, B. A. (1999). *Demographic differences in organizations*. Oxford: Lexington Books.
- Turner, J., Hogg, M. A., Oakes, P. J., Reicher, S. D., & Wetherell, M. S. (1987). *Rediscovering the social group: A self-categorization theory*. Oxford, UK: B. Blackwell.

- Umphress, E.E., Simmons, A.L., Boswell, W. R., & Triana, M.C. (2008). *Managing Discrimination in Selection: The Influence of Directives from an Authority and Social Dominance Orientation*. *Journal of Applied Psychology*, 2008, 93, 5, 982–993.
- U.S. Bureau of Labor Statistics (2015). Labor Force Characteristics by Race and Ethnicity, 2014. *BLS Reports, November, 2015*, Report 1057. Retrieved from <http://www.bls.gov/opub/reports/cps/labor-force-characteristics-by-race-and-ethnicity2014.pdf>
- Vaillancourt, T. (2013). Do human females use indirect aggression as an intrasexual competition strategy? *Philosophical Transactions of the Royal Society*, B 368: 20130080. Retrieved from <http://dx.doi.org/10.1098/rstb.2013.0080>
- van Knippenberg, D., & Schippers, M. C. (2007). Work group diversity. *Annual review of Psychology*, 58, 515-541.
- Vega, T. (2014, April 3). Report Finds Hispanics Faring Better Than Blacks. *New York Times*, p. A19.
- Walker, N. A., & Sartore-Baldwin, M. L. (2013). Hegemonic masculinity and the institutionalized bias toward women in men's collegiate basketball: What do men think?. *Journal of Sport Management*, 27(4), 303-315.

- Wann, D. L., & Branscombe, N. R. (1993). Sports fans: Measuring degree of identification with the team. *International Journal of Sport Psychology*, 24, 1-17.
- Watson, B., & Scraton, S. J. (2013). Leisure studies and intersectionality. *Leisure Studies*, 32(1), 35-47.
- Weiner, B. (1995). *Judgments of responsibility: A foundation for a theory of social conduct*. New York: Guilford.
- Wheaton, B. (2007). After Sport Culture: Rethinking Sport and Post-Subcultural Theory. *Journal of Sport and Social Issues*, 31(3), 283-307.
- Wheaton, B. (2009). The cultural politics of lifestyle sport (re)visited: beyond white male lifestyles. In J. Ormond & B. Wheaton (Eds.), *'On the edge': Leisure, consumption and the representation of adventure sport*. (Vol. 104). Eastbourne Leisure Studies Association.
- Whitley, B. E., & Egisdottir, S. (2000). The gender belief system, authoritarianism, social dominance orientation, and heterosexuals' attitudes toward lesbians and gay men. *Sex Roles*, 42, 947-967.
- Young, P. & Castaneda, J.M. (2008). Color of Money as Compared to Color of Principals: An Assessment of Pay for Male Elementary School Principals Varying in Surname (Hispanic vs. Non-Hispanic). *Educational Administration Quarterly* Vol. 44, 5, (December 2008), 675-703.

- Quarterman, J., Dupréé, A. D., & Willis, K. P. (2006). Challenges Confronting Female Intercollegiate Athletic Directors of NCAA Member Institutions by Division. *College Student Journal*, 40(3), 528.
- Richeson, J.A. & Sommers, S.R. (2016). Towards a Social Psychology of Race and Race Relations for the Twenty-First Century. *Annual Review of Psychology*, (67), 439-463.
- Zamudio, M. M., & Lichter, M. I. (2008). Bad Attitudes and Good Soldiers: Soft Skills as a Code for Tractability in the Hiring of Immigrant Latina/os over Native Blacks in the Hotel Industry. *Social Problems*, (4). 573.  
doi:10.1525/sp.2008.55.4.573
- Zebrowitz, L. A., Bronstad, P. M., & Lee, H. K. (2007). The contribution of face familiarity to in-group favoritism and stereotyping. *Social Cognition*, 25, 306-338.
- Zebrowitz, L. A., Fellous, J. M., Mignault, A., & Andreoletti, C. (2003). Trait impressions as overgeneralized responses to adaptively significant facial qualities: Evidence from connectionist modeling. *Personality and Social Psychology Review*, 7, 194 –215. doi:10.1207/S15327957PSPR0703\_01

APPENDIX A

TABLES

**Table 1.** Effects of Applicant Racial Identity, Applicant Gender and Participant Gender on Person-Job Fit Ratings (Steward & Cunningham, 2015)

Racial Identity	Applicant Gender	Participant Gender	Mean	SD	N
Low racial identity	Woman	Woman	6.14	.81	12
		Man	5.84	.92	15
		Total	5.98	.87	27
	Man	Woman	6.03	1.24	11
		Man	5.60	.76	14
		Total	5.79	1.00	25
	Total	Woman	6.09	1.02	23
		Man	5.72	.85	29
		Total	5.88	.93	52
High racial identity	Woman	Woman	5.57	1.37	10
		Man	4.87	1.29	13
		Total	5.17	1.34	23
	Man	Woman	5.63	.75	9
		Man	5.31	1.28	17
		Total	5.42	1.12	26
	Total	Woman	5.60	1.09	19
		Man	5.12	1.29	30
		Total	5.30	1.22	49
Total	Woman	Woman	5.89	1.11	22
		Man	5.39	1.20	28
		Total	5.61	1.17	51
	Man	Woman	5.85	1.05	20
		Man	5.44	1.07	31
		Total	5.60	1.07	51
	Total	Woman	5.87	1.07	42
		Man	5.42	1.12	59
		Total	5.60	1.18	101

*Notes.* Applicant gender coded as 0 = man, 1 = woman. Participant gender coded as 0 = man, 1 = woman. Applicant racial identity coded as 0 = low racial identity, 1 = high racial identity. \* $p < .05$ . \*\* $p < .001$ .



**Table 2.** Means, Standard Deviations, and Bivariate Correlations (Steward & Cunningham, 2015)

Item	1	2	3	4	5	6
1. Applicant gender	---					
2. Participant gender	-.10	---				
3. Applicant racial identity	-.08	-.01	---			
4. Social dominance orientation	-.04	-.13	-.11	---		
5. Attributions	.18	-.11	-.03	-.22*	---	
6. Person-job fit	.10	.05	-.11	-.20*	.33**	---
<i>M</i> (%)	.46	.46	.55	2.68	5.40	5.86
<i>SD</i>	---	---	---	1.06	1.27	5.86

*Notes.* Applicant gender coded as 0 = man, 1 = woman. Participant gender coded as 0 = man, 1 = woman. Applicant racial identity coded as 0 = low racial identity, 1 = high racial identity. \* $p < .05$ . \*\* $p < .001$ .

**Table 3.** Results of Moderated Mediation Analysis (Steward & Cunningham, 2015)

Predictor	Mediator Variable (Attributions) Model		
	<i>B</i>	<i>SE</i>	<i>t</i>
Constant	5.49	.25	22.04***
Applicant gender	.46	.24	1.92†
Participant gender	-.34	.24	-1.41
Applicant racial identity (ARI)	-.16	.24	-.68
Social dominance orientation (SDO)	-.51	.17	-3.02**
ARI × SDO	.43	.24	1.79†
Predictor	Dependent Variable (Person-Job Fit) Model		
	<i>B</i>	<i>SE</i>	<i>T</i>
Constant	4.66	.38	12.01***
Applicant gender	-.01	.16	-.01
Participant gender	.13	.16	.85
Applicant racial identity (ARI)	-.14	.16	-.92
Social dominance orientation (SDO)	.04	.11	.37
ARI × SDO	-.30	.16	-1.89†
Attributions	.23	.06	3.51***
	Conditional Effects at SDO = -1 <i>SD</i> , <i>mean</i> , and +1 <i>SD</i>		
	Indirect Effect	<i>SE</i>	<i>z</i>
Low SDO	-.12	.09	-1.39
Mean SDO	-.02	.06	-.39
High SDO	.08	.08	.92

*Notes.* Applicant gender coded as 0 = man, 1 = woman. Participant gender coded as 0 = man, 1 = woman. Applicant racial identity coded as 0 = low racial identity, 1 = high racial identity. † $p < .10$ . \*\* $p < .01$ . \*\*\* $p < .001$ .

**Table 4.** Results of 2 (Applicant Racial Identity: Low, High) x 2 (Race: African American, Latino) x 2 (Inclusive Practices: Pro-Diversity, Diversity Neutral) x 2 (Rater Gender) MANOVA

Descriptive Statistics

		App_Hiring	App_Race	App_Identity	Sex	Mean	Std. Dev.	N
Job Attributes	Neutral Directive	Black	Weak Racial Identity	male		6.0118	.84991	17
				fem.		6.4615	.65516	13
				Total		6.2067	.79217	30
			Strong Racial Identity	male		5.9600	1.18128	15
				fem.		6.4667	.84853	18
				Total		6.2364	1.02890	33
	Total	male		5.9875	1.00185	32		
		fem.		6.4645	.76138	31		
		Total		6.2222	.91659	63		
	Latina	Weak Racial Identity	male		6.1600	.86915	15	
			fem.		6.3077	.61436	13	
			Total		6.2286	.75172	28	
		Strong Racial Identity	male		5.8105	.91766	19	
			fem.		6.5000	.61412	8	
			Total		6.0148	.88739	27	
	Total	male		5.9647	.90047	34		
		fem.		6.3810	.60632	21		
		Total		6.1236	.82056	55		
Total	Weak Racial Identity	male		6.0813	.84831	32		
		fem.		6.3846	.62718	26		
		Total		6.2172	.76620	58		
	Strong Racial Identity	male		5.8765	1.02811	34		
		fem.		6.4769	.77165	26		
		Total		6.1367	.96620	60		
Total	male		5.9758	.94365	66			
	fem.		6.4308	.69777	52			
	Total		6.1763	.87087	118			

**Table 4.** Continued

Descriptive Statistics

	App_Hiring	App_Race	App_Identity	Sex	Mean	Std. Dev.	N
Diversity Directive	Black	Weak Racial Identity	male	6.0000	1.42902		20
			fem.	6.7455	.42039		11
			Total	6.2645	1.21807		31
		Strong Racial Identity	male	6.2286	.85524		14
			fem.	6.1429	1.30190		14
			Total	6.1857	1.08174		28
		Total	male	6.0941	1.21529		34
			fem.	6.4080	1.04160		25
			Total	6.2271	1.14618		59
	Latina	Weak Racial Identity	male	6.0889	1.01801		18
			fem.	6.2375	1.23767		16
			Total	6.1588	1.11168		34
		Strong Racial Identity	male	5.3067	1.47332		15
			fem.	6.3273	.50018		11
			Total	5.7385	1.25700		26
Total		male	5.7333	1.28712		33	
		fem.	6.2741	.99096		27	
		Total	5.9767	1.18527		60	
Total	Weak Racial Identity	male	6.0421	1.23565		38	
		fem.	6.4444	1.00817		27	
		Total	6.2092	1.15565		65	
	Strong Racial Identity	male	5.7517	1.28247		29	
		fem.	6.2240	1.01541		25	
		Total	5.9704	1.17996		54	
	Total	male	5.9164	1.25488		67	
		fem.	6.3385	1.00784		52	
		Total	6.1008	1.16790		119	

**Table 4.** Continued

Descriptive Statistics

App_Hiring	App_Race	App_Identity	Sex	Mean	Std. Dev.	N
Black	Weak Racial Identity	male	male	6.0054	1.18273	37
			fem.	6.5917	.56716	24
		Total		6.2361	1.02275	61
		Strong Racial Identity	male	6.0897	1.02760	29
			fem.	6.3250	1.06408	32
			Total	6.2131	1.04490	61
	Total		male	6.0424	1.10969	66
			fem.	6.4393	.88906	56
	Total		Total	6.2246	1.02967	122
	Latina	Weak Racial Identity	male	6.1212	.93933	33
			fem.	6.2690	.99179	29
			Total	6.1903	.95912	62
Strong Racial Identity		male	5.5882	1.20196	34	
		fem.	6.4000	.54160	19	
		Total	5.8792	1.08297	53	
Total		male	5.8507	1.10555	67	
		fem.	6.3208	.83817	48	
Total		Total	6.0470	1.02541	115	
Total		Weak Racial Identity	male	6.0600	1.06885	70
			fem.	6.4151	.83560	53
			Total	6.2130	.98738	123
	Strong Racial Identity	male	5.8190	1.14425	63	
		fem.	6.3529	.89941	51	
		Total	6.0579	1.07117	114	
	Total		male	5.9459	1.10758	133
			fem.	6.3846	.86381	104
	Total		Total	6.1384	1.02928	237
	Black	Weak Racial Identity	male	47238.24	6969.297	17
			fem.	47538.46	4557.327	13
			Total	47368.33	5951.043	30
Strong Racial Identity		male	45066.67	4382.867	15	
		fem.	46388.89	5169.354	18	
		Total	45787.88	4800.765	33	
Total		male	46220.31	5912.396	32	
		fem.	46870.97	4876.761	31	
Total		Total	46540.48	5393.842	63	

**Table 4.** Continued

Descriptive Statistics

	App_Hiring	App_Race	App_Identity	Sex	Mean	Std. Dev.	N
Salary	Neutral Directive	Latina	Weak Racial Identity	male	47600.00	4484.895	15
				fem.	46461.54	4427.478	13
				Total	47071.43	4413.184	28
			Strong Racial Identity	male	43736.84	7708.885	19
				fem.	45250.00	6318.906	8
				Total	44185.19	7237.919	27
			Total	male	45441.18	6688.711	34
				fem.	46000.00	5108.816	21
				Total	45654.55	6089.512	55
		Total	Weak Racial Identity	male	47407.81	5846.920	32
				fem.	47000.00	4436.215	26
				Total	47225.00	5221.693	58
			Strong Racial Identity	male	44323.53	6404.168	34
				fem.	46038.46	5444.122	26
				Total	45066.67	6019.366	60
			Total	male	45818.94	6288.009	66
				fem.	46519.23	4940.788	52
				Total	46127.54	5720.919	118
		Black	Weak Racial Identity	male	45075.00	6177.793	20
				fem.	45818.18	2713.602	11
				Total	45338.71	5172.664	31
Strong Racial Identity	male		48000.00	5320.497	14		
	fem.		44250.00	5898.989	14		
	Total		46125.00	5833.532	28		
Total	male		46279.41	5938.053	34		
	fem.		44940.00	4748.509	25		
	Total		45711.86	5462.413	59		

**Table 4.** Continued

Descriptive Statistics

App_Hiring	App_Race	App_Identity	Sex	Mean	Std. Dev.	N
Latina	Weak Racial Identity	male		45638.89	6944.752	18
		fem.		46562.50	4966.135	16
		Total		46073.53	6022.851	34
	Strong Racial Identity	male		40133.33	10232.069	15
		fem.		45545.45	2339.386	11
		Total		42423.08	8261.589	26
	Total	male		43136.36	8898.097	33
		fem.		46148.15	4073.401	27
		Total		44491.67	7248.315	60
Total	Weak Racial Identity	male		45342.11	6468.327	38
		fem.		46259.26	4147.220	27
		Total		45723.08	5602.058	65
	Strong Racial Identity	male		43931.03	9027.462	29
		fem.		44820.00	4643.275	25
		Total		44342.59	7281.292	54
	Total	male		44731.34	7650.177	67
		fem.		45567.31	4409.247	52
		Total		45096.64	6427.324	119
Black	Weak Racial Identity	male		46068.92	6551.668	37
		fem.		46750.00	3847.642	24
		Total		46336.89	5616.241	61
	Strong Racial Identity	male		46482.76	4997.290	29
		fem.		45453.13	5514.438	32
		Total		45942.62	5256.820	61
	Total	male		46250.76	5879.956	66
		fem.		46008.93	4873.389	56
		Total		46139.75	5420.591	122

**Table 4.** Continued

Descriptive Statistics

App_Hiring	App_Race	App_Identity	Sex	Mean	Std. Dev.	N
Total	Latina	Weak Racial Identity	male	46530.30	5950.236	33
			fem.	46517.24	4649.276	29
			Total	46524.19	5338.100	62
		Strong Racial Identity	male	42147.06	8951.493	34
			fem.	45421.05	4311.687	19
			Total	43320.75	7732.980	53
	Total	male	44305.97	7880.718	67	
		fem.	46083.33	4504.529	48	
		Total	45047.83	6715.384	115	
	Total	Weak Racial Identity	male	46286.43	6234.499	70
			fem.	46622.64	4266.265	53
			Total	46431.30	5456.101	123
		Strong Racial Identity	male	44142.86	7659.818	63
			fem.	45441.18	5054.352	51
			Total	44723.68	6626.940	114
Total	male	45271.05	7002.181	133		
	fem.	46043.27	4684.259	104		
	Total	45609.92	6094.902	237		




**Table 5.** Descriptive Statistics, 3 Way Interaction (Applicant Racial Identity: Low, High) x 2 (Race: African American, Latino) x 2 (Inclusive Practices: Pro-Diversity, Diversity Neutral) x 2 (Rater Gender) MANOVA

<i>Sex * App_Race * App_Identity</i>						
Dependent Variable	Sex	App_Race	App_Identity	Mean	Std. Error	95% C.I.
						L.B.
Job Attributes	male	Black	Weak Racial Identity	6.006	.167	5.676
			Strong Racial Identity	6.094	.188	5.723
		Latina	Weak Racial Identity	6.124	.177	5.775
			Strong Racial Identity	5.559	.175	5.214
	fem.	Black	Weak Racial Identity	6.603	.208	6.194
			Strong Racial Identity	6.305	.181	5.949
		Latina	Weak Racial Identity	6.273	.189	5.900
			Strong Racial Identity	6.414	.235	5.950


APPENDIX B

FIGURES

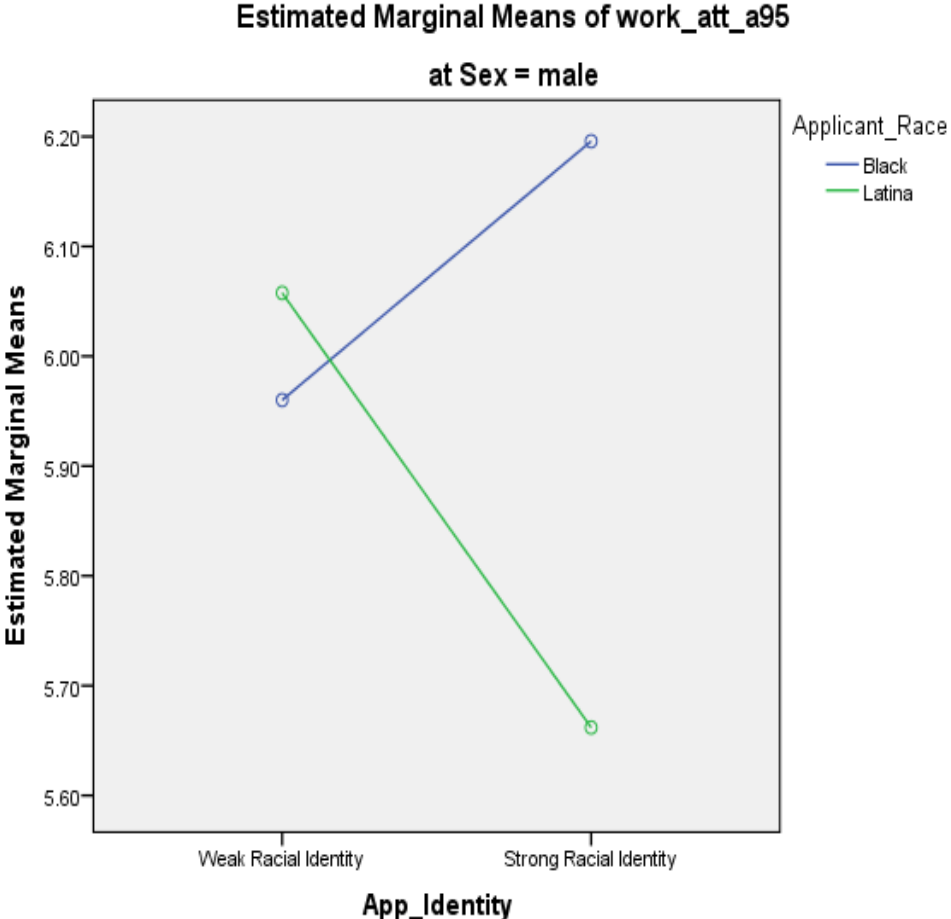
**Figure 1.** Effects of Applicant Identity and Social Dominance Orientation on Attributions (Steward & Cunningham, 2015)



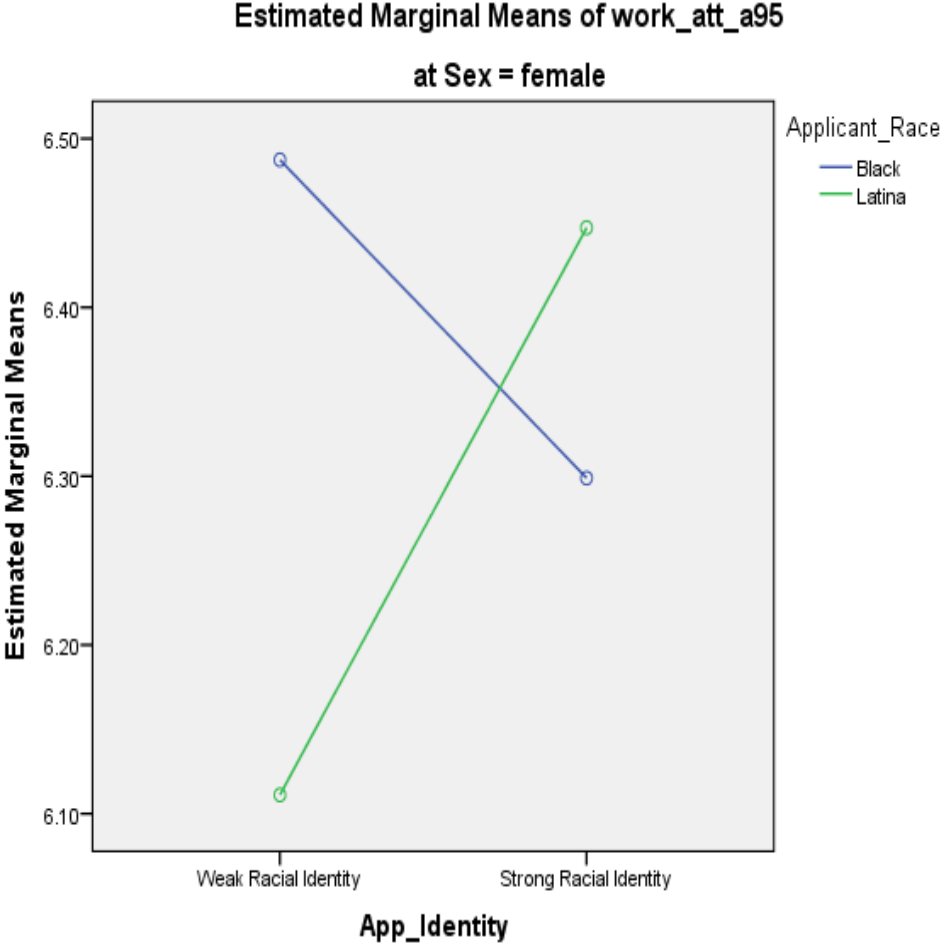
**Figure 2.** Effects of Applicant Identity and Social Dominance Orientation on Person-Job Fit Ratings (Steward & Cunningham, 2015)



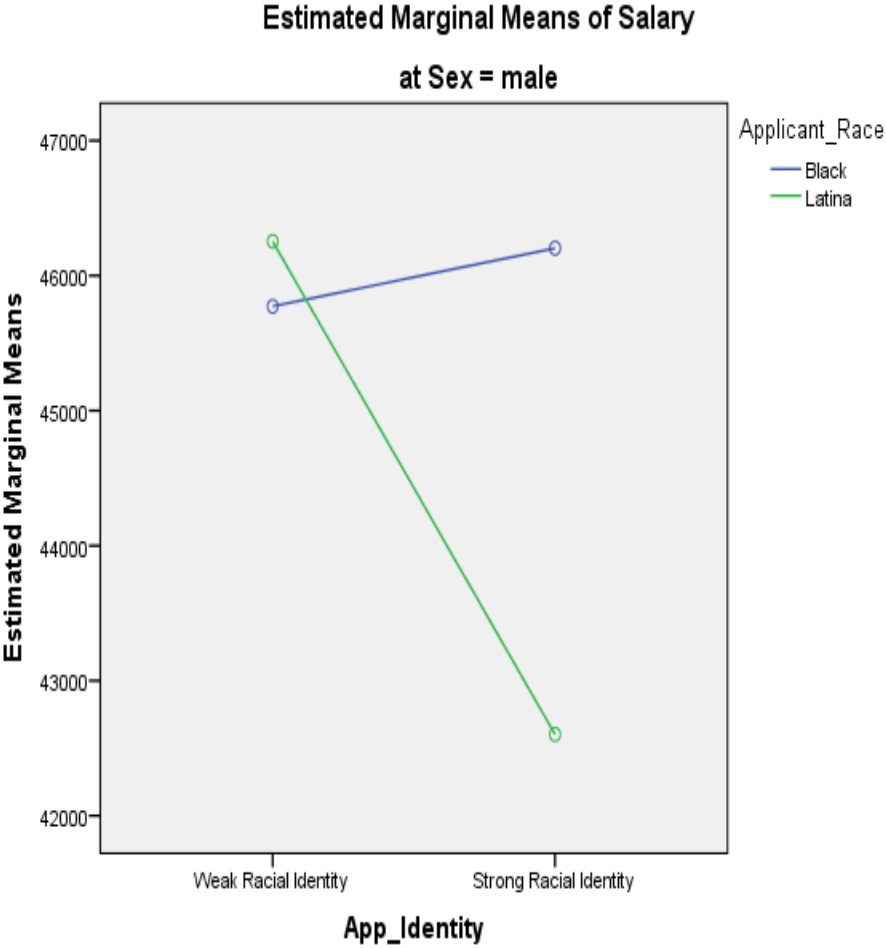
**Figure 3.** Effects of Applicant Identity, Race, and Participant Gender (Males), on Job-Related Attributes



**Figure 4.** Effects of Applicant Identity, Race, and Participant Gender (Females), on Job-Related Attributes



**Figure 5.** Effects of Applicant Identity, Race, and Participant Gender (Males), on Salary



**Figure 6.** Effects of Applicant Identity, Race, and Participant Gender (Females), on Salary

