



## Impact of disease, drug and patient adherence on the effectiveness of antiviral therapy in pediatric HIV

Chiara Piana, Meindert Danhof & Oscar Della Pasqua

**To cite this article:** Chiara Piana, Meindert Danhof & Oscar Della Pasqua (2017): Impact of disease, drug and patient adherence on the effectiveness of antiviral therapy in pediatric HIV, Expert Opinion on Drug Metabolism & Toxicology, DOI: [10.1080/17425255.2017.1277203](https://doi.org/10.1080/17425255.2017.1277203)

**To link to this article:** <http://dx.doi.org/10.1080/17425255.2017.1277203>



Accepted author version posted online: 03 Jan 2017.



Submit your article to this journal [↗](#)



Article views: 6



View related articles [↗](#)



View Crossmark data [↗](#)

**Publisher:** Taylor & Francis

**Journal:** *Expert Opinion on Drug Metabolism & Toxicology*

**DOI:** 10.1080/17425255.2017.1277203

**Impact of disease, drug and patient adherence on the effectiveness of antiviral therapy  
in pediatric HIV**

Chiara Piana<sup>1</sup>, Meindert Danhof<sup>1</sup>, Oscar Della Pasqua<sup>\*2,3</sup>

<sup>1</sup>Division of Pharmacology, Leiden Academic Centre for Drug Research, Leiden University,  
Leiden, The Netherlands

<sup>2</sup>Clinical Pharmacology Modelling & Simulation, GlaxoSmithKline, Stockley Park, United  
Kingdom

<sup>3</sup>Clinical Pharmacology & Therapeutics Group, University College London, School of Life  
and Medical Sciences, London, United Kingdom

\*Author for correspondence:

Oscar Della Pasqua

Clinical Pharmacology & Therapeutics, BMA House, Tavistock Square, WC1 H9HX London,  
United Kingdom

Email: [o.dellapasqua@ucl.ac.uk](mailto:o.dellapasqua@ucl.ac.uk)

## **Abstract**

**Introduction:** Maintaining effective antiretroviral treatment for life is a major problem, in both resource-limited and resource-rich countries. Despite the progress observed in paediatric antiretroviral therapy, approximately 12% of children still experience treatment failure due to drug resistance, inadequate dosing and poor adherence. We explore the current status of antiretroviral therapy in children with focus on the interaction between disease, drug pharmacokinetics and patient behavior, all of which are strongly interconnected and determine treatment outcome.

**Areas covered:** An overview is provided of the viral characteristics and available drug combinations aimed at the prevention of resistance. In this context, the role of patient adherence is scrutinized. A detailed assessment of factors affecting adherence is presented together with the main strategies to enhance treatment response in children.

**Expert Opinion:** Using modeling and simulation, a framework for assessing the forgiveness of non-adherence for specific antiretroviral regimens in children is proposed in which information on pharmacokinetics, pharmacokinetic-pharmacodynamic relationships and viral dynamics are integrated. This approach represents an opportunity for the simplification of dosing regimens taking into account the interaction between these factors. Based on clinical trial simulations, we envisage the possibility of assessing the impact of variable adherence to antiretroviral drug combinations in HIV-infected children.

**Keywords:** pediatric HIV, antiretroviral, viral dynamics, adherence, dose rationale, forgiveness, PKPD modeling, clinical trial simulations

ACCEPTED MANUSCRIPT

### Article highlights box

- Paediatric HIV infection remains a worldwide public health challenge as life-long treatment is required for these patients.
- According to WHO/UNAIDS data, approximately 86% of new infections in children occur in sub-Saharan Africa, where access to therapy and treatment choice is still limited.
- The relationship between adherence, exposure to antiretroviral drugs, and resistance is more complex than “non-adherence increases the risk of drug resistance”. Understanding of this relationship is a critical to reduce the risk of viral failure in highly active antiretroviral therapy (HAART).
- Forgiveness of non-adherence, defined as the ability of a drug or regimen to achieve and maintain viral suppression even in case of poor adherence, is ignored as a therapeutic criterion despite its implications for long term outcome in paediatric HIV.
- The development of a framework in which pharmacokinetic-pharmacodynamic modelling is integrated with viral dynamics may provide a powerful tool to predict the impact of variable patterns of adherence on treatment response. It also offers an opportunity to identify simplified dosing regimens for adults and children.

## 1. Introduction

Major advances occurred during the past 15 years in HIV therapy. Early antiretroviral treatment has dramatically modified the course of HIV infection in children, reducing mortality by fivefold or more and resulting in high survival rates into adulthood [1,2]. Through successful prevention of mother-to-child transmission programs, developed countries face few new cases of infant HIV-infection annually. Effective prophylaxis and treatment in HIV-infected women and administration of highly active antiretroviral therapy (HAART) to infected babies are just a few examples of the progresses that have been achieved in this area [3]. In fact, as a result of HAART use children who survive into adolescence are now struggling with various adherence challenges associated with long-term therapy [4]. Unfortunately, this situation is more complex in Sub-Saharan Africa, where according to WHO/UNAIDS data approximately 86% of new infections in children occur, but access to therapy and treatment choices are still limited [5].

Paediatric HIV infection remains therefore a worldwide public health challenge. Maintaining effective antiretroviral treatment for life is one of the greatest challenges for children with HIV globally. Even though HIV-infected children living in limited-resource countries clearly face more challenges compared to paediatric patients in developed country, viral failure is an issue that concerns all HIV-infected children worldwide. A European study in which more than a thousand children on antiretroviral treatment were evaluated has found that 12 % of children experience treatment failure of three classes of drugs after 5 years, i.e. over two fold the rate observed in adults [6]. Some of the reasons that lead to earlier treatment failure in children include the lack of choice of antiretroviral drugs and difficulties with adherence and inadequate dosing. In addition, one needs to consider the need for psychosocial support - particularly during adolescence and the risk of running out of drug options sooner than adults in case of drug resistance.

To better understand the problem a comprehensive overview is required of the factors which influence treatment outcome and thereby contribute to clinical failure. These factors can be clustered into three categories, namely, those involving the disease, the drug pharmacokinetics and the patient's behaviour towards therapy. Based on this classification, specific goals and strategies are proposed in clinical practice, which may help overcoming the aforementioned issues and consequently reduce the number of HIV-infected children experiencing viral failure.

## **2. The disease: why is combination therapy needed?**

At present, a combination of at least three antiretroviral drugs from at least two drug classes is recommended for initial therapy in adults and in children. The antiretroviral classes currently approved in children are NRTIs (nucleoside reverse transcriptase inhibitors), NNRTIs (non-nucleoside reverse transcriptase inhibitors) PIs (protease inhibitors) and integrase inhibitors. Different types of drugs are used, which act in different points of the viral replication cycle in order to sufficiently prevent viral replication [7]. The mechanism of action of NRTIs and NNRTIs is based on the inhibition of reverse transcriptase, a viral DNA polymerase enzyme that retroviruses need to reproduce, while PIs block the HIV protease, an enzyme used by the virus to cleave nascent proteins for the final assembly of new virions and integrase inhibitors block the integration of the viral genetic material into human chromosomes.

There are various factors related to the mechanism of infection and replicative capacity of the virus which determine the need for drug combination in HIV treatment: (i) combination of anti-HIV drugs may overcome or delay the development of drug resistance [8,9]; (ii) given that viral replication depends on different enzymes which are the targets of antiretroviral agents, the possibility to reach two targets at the same time increases the chances of stopping

HIV and protecting new cells from infection; (iii) the virus can infect different types of cells in different parts of the body; each drug differs in how well the virus can be attacked in different tissues. As a matter of fact, drug resistance can emerge because of the replication program of HIV, which is rapid and error prone (mutation rate ca.  $3 \times 10^{-5}$  mutations/base/replication cycle), resulting in large and genetically diverse populations *in vivo* [10]. When HIV is allowed to replicate in the presence of antiretroviral drug concentrations, which are not sufficient to exert complete suppression, antiretroviral drug-resistance mutations will almost invariably emerge [11,12].

Depending on the site of viral mutations and their impact on viral fitness, different anti-HIV classes show higher or lower barriers to resistance. In the past years direct nucleic acid sequencing has become a common mechanism to obtain resistance information; commercial genotyping services are available; routine testing with independent panels of resistant viruses is useful to maintaining proficiency in detection of mutations [13,14]. Even though appropriate use of resistance testing may provide valuable information concerning drug options and regimens for treatment-experienced individuals with viremia during therapy, one needs to consider that this testing is not widely available in resource-limited settings where most patients live. Consequently, alternative approaches must be explored to prevent and manage resistance.

To date, two therapeutic options are suggested as first-line choice in children by the WHO guidelines: NNRTI- and PI- based regimen [15]. In addition, the NIH guidelines also recommend the use of integrase strand transfer inhibitor (INSTI)-based regimen as initial treatment [16].

Regarding NNRTI-based regimens, efavirenz (EFV) is the preferred choice in children older than 3 years because of its once daily administration, whereas nevirapine (NVP) is the preferred alternative. With respect to PI-based regimens, the WHO guidelines recommend



lopinavir/ritonavir (LPV/r) as a first line therapy in infants and children younger than 3 years of age. This drug is available as liquid formulation and appears to be safe and effective in children in relation to virological suppression and the increase in CD4 count. According to PENTA guidelines, atazanavir/ritonavir (ATV/r) is preferred over LPV/r in children older than 6 years old and either ATV/r or darunavir/r (DRV/r) are preferred to LPV/r in children older than 12 years of age [17].

In spite of some debate about the optimal time to start HAART in children, WHO guidelines state that HAART should be initiated in all children and adolescents living with HIV, regardless of clinical stage or at any CD4 cell count. Two drugs from the NRTI class form the backbone of HAART, with seven NRTIs (zidovudine, didanosine, lamivudine, stavudine, abacavir, tenofovir and emtricitabine) approved for HIV-infected children younger than 13 years of age. As indicated by the WHO guidelines, combinations of lamivudine or emtricitabine plus abacavir or zidovudine are considered the preferred dual NRTIs backbone regimens for the initial therapy in children, with zidovudine or tenofovir as preferred alternatives for abacavir.

Regarding (INSTI)-based regimens, NIH guidelines recommend raltegravir as the preferred INSTI in children aged  $\geq 2$  years through 12 years who are able to take either the chewable or film-coated tablets.

Irrespective of the availability of guidelines regarding drug choices for treatment-naive patients, the selection of the initial regimen of antiretroviral drugs needs to take into account numerous other factors, such as age of the child, available formulations, comorbid conditions, potential drug interactions with other medications, results of genotypic drug resistance testing, convenience (e.g. pill burden, dosing frequency), and likely predicted adherence.

Clearly, potential adverse events are also crucial in the selection of the initial antiretroviral

regimen, as they are among the most common reasons cited for switching or discontinuing therapy and for medication non-adherence [17]. Acute life-threatening events (e.g., acute hypersensitivity reaction due to abacavir, lactic acidosis due to stavudine and didanosine, liver and/or severe cutaneous toxicities due to nevirapine) usually require the immediate discontinuation of all antiretroviral (ARV) drugs and re-initiation of an alternative regimen without overlapping toxicity.

The aforementioned points to consider form the basis for the data summarised in table 1, where an overview is provided of the antiretroviral drugs currently approved in children along with their main characteristics. This overview is complemented by table 2, in which a list is given of the preferred antiretroviral combinations that should be considered as initial treatment of HIV-infected children.

### **3. The drug: what is the right dose for HIV-infected children?**

Up to now, empirical scaling from adults to children continues to be the mainstream method for dose selection in paediatrics, with adjustment for body weight as the most common approach [43]. Although adjustment of drug pharmacokinetic parameters according to body weight or body surface area (BSA) can occasionally explain the observed differences in drug exposure between adult and paediatric patients, the direction and extent of these differences across age groups are, in general, not fully predictable. For example, some drugs are eliminated more rapidly or more slowly in younger paediatric patients, compared with adults or older paediatric patients [44]. Bioavailability may also differ between children and adults due to differences in transit time or gastrointestinal tract pH [45]. There are extensive physiological changes with pharmacological impact that occur as a child matures from infancy to adulthood, and this process does not occur with precisely predicted timing or magnitude on an individual scale [46,47]. Alternative approaches, such as the use of weight-

based methods for determining paediatric doses may not account accurately for all variables related to the different stages of maturation. Discrepancies in drug exposure may be observed in infants and toddlers, as compared to older paediatric patients. All these aspects are in strong opposition to the concept of “one dose fits all” for children [48] and to the belief of a linear relationship to scale or correct dose for the effect of body weight. From a therapeutic perspective, the rationale for dose selection involves the integration of multiple factors. Together with body weight, other confounders such as drug-drug interactions and demographic covariates, i.e. age, gender, body composition, functionality of liver and kidneys and maturation of enzymatic systems throughout the life span from neonates to adults [49] may affect the pharmacokinetics of a drug and consequently its exposure. When selecting the paediatric dose, these potential confounders must be taken into account to avoid the risk of toxicity or poor efficacy. A dosing regimen with more than the necessary doses, besides causing toxicity, might also increase the possibility of poor adherence, which is seriously related with occurrence of resistance. Suboptimal concentrations of antiretroviral drugs might as well be very dangerous because they may exert viral selection pressure and thus promote development of drug resistance.

In addition to the pharmacokinetic considerations, the dose rationale for children needs to take into account disease progression. Even though differences may exist in the underlying pathophysiology in adults and children (e.g. normal CD4 cell counts are much higher in young children than in adults and young children have immature immune systems compared to older children and adults), the pathophysiological processes subsequent to viral infection in adults do not appear to differ significantly from those observed in children. For this reason, the selection of paediatric dosing regimens based on efficacy data from adults is encouraged. Consequently, extrapolation of efficacy does impose the need for pharmacokinetic studies. Performing pharmacokinetic trials to assess optimal dosing in children is a critical step to

avoid inadequate exposure. Careful evaluation of the optimal dosing in children of different ages is also necessary to avoid under exposure or toxicity in subgroups of the patient population.

Despite the indisputable need to perform clinical trials in HIV–infected children, a major limitation of such studies must be highlighted. In patients affected by chronic diseases who are obliged to take their medication their whole life, adherence to therapy during the clinical trial may not be a realistic surrogate of patient adherence in real life, due to the limited duration of the study. Awareness is needed with regard to the implications that this may have on treatment outcome. Moreover participation to clinical trials may enhance adherence to treatment in chronic diseases [50], thus the pharmacokinetic profile of the drug might be altered in real life by different patterns of adherence.

#### **4. The patient: adherence to HIV antiretroviral therapy**

There are several reasons why antiretroviral treatment fails, of which poor adherence is a leading one [3,51-53]. It is important to emphasise that the term ‘adherence’ implies more than the simple concept of a ‘patient’s tendency to follow medical advice’. Two substituent terms must be defined to have a comprehensive understanding of patient adherence: (i) adherence and (ii) persistence [54]. The former is defined as ‘the degree of correspondence between the patient’s actual dosing history and the prescribed dosing regimens’. The latter is defined as ‘the time elapsed between the first dose and the time of treatment discontinuation’.

The term adherence includes also the degree of correspondence between the patient’s actual dosing time and the prescribed dosing time. We handle this component as “quality” of adherence. Variable adherence (the patient sporadically misses some doses or takes the drug at different times) and variable persistence (“drug holiday”) can have different implications on treatment outcome. It is important to mention that adherence is a critical issue in every

chronic treatment, not only in HIV. Numerous studies have investigated the effect of poor adherence in many therapeutic areas such as, hypertension [55], glaucoma [56,57] and osteoporosis [58]. Furthermore, one needs to consider that other diseases may develop in combination with HIV. For instance, tuberculosis is well known to develop in people with HIV, especially in limited-resources countries. The development of tuberculosis in association with HIV presents several issues related to adherence to therapy: patients co-infected will have more problems to adhere to treatment given the higher number of medications that they need to receive; in addition poor adherence to antiretroviral drugs may increase the probability to develop associated tuberculosis. Furthermore, the treatment of tuberculosis in association with certain antiretroviral drugs are known to result in drug-drug interactions and potentially in increased drug toxicity.

Several factors pose specific challenges for treatment adherence in children as compared to adults [59]. A summary of the main factors leading to poor adherence to HAART in children is provided in figure 1.

When considering adherence in children, it is particularly important to realise that HAART is a customised combination of different classes of drugs. Therefore, it can be very complicated for a child to comply with the prescription. Adherence in children will depend partly or entirely on a caregiver, who, especially in limited resources countries, may also be ill or may be at work when the drug has to be administered [60,61]. The identification of someone responsible for the child is difficult, especially when both parents died or are impaired.

Another reason which may affect adherence in antiretroviral therapy is the heavy pill burden that sometimes needs to be administered to perinatally infected children in need of salvage therapy [62]. These complicated regimens pose greater issues in terms of adherence and therefore may lead to resistance which will create the need for even more complicated regimens.

The age of the child is also a crucial element in the evaluation of non-adherence. Usually family members have discrepant perceptions of a child's level of responsibility for medication, especially in families with older children. Older children are often unrealistically expected to take the medication independently [63]. By contrast, younger children rely exclusively on the caregiver for drug administration and might face different issues such as swallowing problems. In addition, many of the current HIV medicines have an unpleasant taste, especially in syrups and powder form. This can make it difficult for children to take their ARVs daily [64]. Another factor that may impact adherence to chronic therapy is the child's development. Children who have shown high adherence to HAART at younger ages frequently face problems during adolescence, a challenging time developmentally even without chronic illness [4]. To the list of factors highlighted so far, one needs to add safety issues, which are a known cause of non-adherence. Side effects are usually associated with irregular medication intake or discontinuation of treatment altogether [65].

To tackle these issues, several strategies aimed at improving adherence in HIV-infected children have been adopted, which rely primarily on the education of the caregivers or on peer support, self-monitoring and telephone follow-up [66,67]. A brief period of hospitalization may help to demonstrate the role of non-adherence on antiretroviral therapy and help identifying possible solutions. Particularly in developed countries, material support such as pillboxes, drug identification charts, daily schedules, diaries and educational materials are provided to explain the schedules, risks and benefits of HAART [68]. Age-specific developmental-level protocols and teaching materials (e.g., cartoons, stories and drawings) have been developed to educate children about their treatment, their HIV status, and the importance of adherence and medical follow-up, but these resources are not always widely available in resource-limited settings.

The possibility to reduce the dosing frequency of antiretroviral drugs is another important strategy to enhance adherence to treatment. It has been demonstrated that decreasing the pill burden and dosing frequency is associated with increased adherence [69-71]. Several studies have already been performed to assess the feasibility of reduced dosing frequency of some antiretroviral drugs from three times a day to twice daily or from twice to once daily [72-74]. However, deep knowledge of the pharmacokinetic and pharmacodynamic properties of a drug is required to understand whether the dosing frequency can be reduced: it has been demonstrated that missing a dose when following once daily dosing regimens may be more dangerous than missing one dose on a twice daily regimen [75].

#### **4.1. Adherence-resistance relationship**

Irrespective of the age of the patient, failure to take the prescribed dose of antiretroviral drugs leads to ongoing viral replication in the presence of drug and the development of drug-resistant HIV. However, one needs to acknowledge the fact the relationship between adherence and development of resistance is not that simple as it may seem and it differs for each class of antiretroviral drugs. Bangsberg et al. have used a cohesive model to summarise this complex relationship for each class of antiretroviral drugs currently used as first line therapy [76]. According to this model, low levels of adherence are more likely to promote development of resistance to NNRTIs due to their low genetic barriers to drug resistance. On the other hand, higher selection pressure is required for single PIs given the high genetic barriers of this class to resistance; therefore high levels of adherence are required to select for drug resistant-viruses [77]. Sporadic missed doses are unlikely to produce high risk combination of actively replicating virus and sub therapeutic levels in NNRTIs, due to their long half-lives. Conversely, sub-therapeutic levels may easily be reached after long periods of treatment interruption, increasing therefore the risk of resistance. On the other hand, boosted

PIs, which have intermediate half-lives also show a high degree of antiviral efficacy due to their potency. High potencies restrain the development of resistance in case of missed doses, whereas their half-lives are impediments to the development of resistance mutations in patients who interrupt the treatment for long periods.

In addition to the different resistance characteristics of PIs and NNRTIs, it is crucial to highlight that drugs with different half-lives used in combination therapy may lead to temporal monotherapy in case of incomplete adherence, which is particularly dangerous for the development of drug resistance. A common example is the co-administration of an NNRTI with a long plasma half-life (e.g., efavirenz) with NRTIs, which generally have shorter half-lives. By contrast, the PENPACT-1 study, which assessed the long-term effectiveness in children initiating 2NRTIs+PI vs 2NRTIs+NNRTI, and switching to second-line at viral load  $\geq 1000$  copies/ml or  $\geq 30000$  c/ml, showed that resistance in NRTIs may be largely prevented by the presence of boosted PIs [78]. In fact, these findings were attributed to lopinavir/ritonavir. When resistance was observed, it was mainly associated with lamivudine. In table 3, an outline is provided of the impact of different patterns of non-adherence on the risk of resistance for different classes of antiretroviral drugs. From this outline, it becomes evident that the relationship between adherence and resistance is more complex than “non-adherence increases the risk of drug resistance”. Clinicians, health care professionals and drug developers need to realise that accurate understanding of this relationship is a critical step for the choice of treatment.

## **5. Assessment of New Highly Active Antiretroviral Therapy**

Based on the aforementioned data and considerations, optimal dosing regimen and adherence to prescribed treatment appear to be one of the main challenges in paediatric antiretroviral therapy and thus constitute an important theme for future drug development. The possibility



to develop novel drugs with different mechanisms of action, which may prevent the development of drug resistance and improve treatment outcome is an alternative solution which is beyond the scope of our investigation. Instead, we focus on practical aspects of a chronic intervention in children. Undoubtedly dosing frequency reduction may be very advantageous both for adult and paediatric patients; however the impact of poor adherence on optimised dosing regimens must be assessed along with the evaluation of efficacy and safety. In this context, the possibility to evaluate which pharmacokinetic and/or pharmacodynamic properties of an antiretroviral drug make it less susceptible to suboptimal adherence and predict treatment outcome represents an opportunity for dosing regimen optimisation.

To this purpose, an important concept, known as forgiveness of non-adherence, needs to be considered. Forgiveness of non-adherence is the ability of a drug or regimen to achieve and maintain viral suppression even in case of poor adherence [79]. A variety of pharmacological, viral and host properties determine the level of forgiveness of any specific regimen. It is generally used as comparative descriptor of different classes of antiretroviral drugs, based upon the “anchor drug” of the regimen. In 2000 Paterson et al showed that extraordinarily high rates of adherence were necessary to achieve viral suppression in a group of HIV-infected patients receiving unboosted indinavir-based regimen [52]. These findings lead to the “95% rule”, which means that patients must take at least 95% of the prescribed antiretroviral doses in order to control viral replication.

More recent studies have demonstrated that more moderate levels of adherence are needed to achieve and maintain viral suppression in patients treated with NNRTIs and boosted PIs based regimens. These findings gave birth to the evidence that some antiretroviral classes are more forgiving than others. This would be the starting point for future studies and investigations which may provide further insight into clinical use of drug combinations.

A shortcoming of the empirical evidence obtained so far is that it handles forgiveness in a qualitative manner, without any specific scales or thresholds which could be used to support therapeutic choices. A quantitative and systematic definition of forgiveness is required to allow the evaluation of new dosing regimens and explore their advantages for patients without risks of inadequate efficacy and consequently drug resistance.

#### **6. A model-based approach for the exploration of novel dosing regimens**

As indicated previously, accurate prediction of the implications of forgiveness of non-adherence to treatment and evaluation of alternative dosing regimens require quantitative tools which allow for the integration of the effect of disease, drug characteristics and patient behaviour.

A model-based approach in which PKPD models for selected antiretroviral drugs are used in conjunction with a model for viral dynamics may provide a powerful tool to predict how forgiving antiretroviral drugs are and provide the scientific basis for alternative dosing regimens. In addition, the inclusion of a model for patient adherence offers the opportunity to characterise the relation between adherence, exposure and drug response as well as the impact of adherence on treatment outcome [80].

It should be clear to readers that the evaluation of adherence may not be feasible in clinical practice due to ethical reasons and protocol design issues. Thus, an *in silico* approach is critical to assess how different patterns of adherence may affect treatment outcome. Similar methods have been previously applied in different therapeutic areas, such as statin or antihypertensive therapies [81-83]. In fact, the possibility to integrate disease mechanism, drug behaviour and patient adherence to treatment in clinical trial simulations may become crucial for the exploration of simplified dosing regimens of antiretroviral drugs. In addition to obtaining quantitative estimates of the impact of different regimens on response, the use of

virtual patients overcomes ethical barriers, allowing for the assessment of hypothetical and real-life scenarios [84].

### 6.1. Disease models for viral dynamics

A statistical model that can accurately describe the disease in terms of viral replication and infection is the starting point to predict the response to combination antiretroviral therapy and to gain insight into possible mechanisms of treatment resistance [85].

HIV dynamics has been widely studied in the past twenty years and several models of different levels of complexity have been developed [10,86-88]. The main advantage of this approach is the possibility to understand, quantify and parameterise viral processes such as replication, infection and viral clearance (death) over time [89]. For example, modelling of viral dynamics has shown that HIV-1 is a rapidly replicating virus and one that could respond to therapy. Furthermore, quantitative estimates of viral parameters suggest that HIV-1 is cleared from chronically infected patients at a rapid rate, with a half-life estimated to 6 hours from serum/plasma, whereas different rates apply when the virus is cleared from other tissue compartments or viral sanctuaries. Finally, modelling has shown that the HIV virus can quickly become resistant to any single drug, particularly to those that require only one mutation to generate resistance. This phenomenon can be anticipated by the fact that every single possible mutation of the viral genome can be expected to occur hundreds or thousands times each day.

An example of the basic model is commonly used for viral dynamics is depicted in figure 2.

Similar models have been applied to study the dynamics of hepatitis C virus, hepatitis B virus and cytomegalovirus infections *in vivo*. The model considers a set of cells susceptible to infection, that is, target cells,  $T$ , with a birth rate of  $\lambda$  and a death rate of  $d_T$ , which, through interactions with virus,  $V$ , become infected at an infection rate equal to  $k$ . Infected cells,  $I$ , are

each assumed to produce new virus particles at a constant average rate  $p$  and to die at rate  $\delta$ . The average lifespan of a productively infected cell is  $1/\delta$  and so if an infected cell produces a total of  $N$  virions during its lifetime, the average rate of virus replication per cell,  $p = N\delta$ . Newly produced virus particles,  $V$ , can either infect new cells or be cleared from the body at rate  $c$  per virion. This model is defined by a system of three differential equations (equation 1- 3). These equations are applied to obtain minimal estimates for the parameters  $c$  and  $\delta$ . From these estimates it is possible to calculate upper bounds for the half-life of virions in plasma and the half-life of productively infected cells.

$$dT/dt = \lambda - d_T T - kVT \quad (1)$$

$$dI/dt = kVT - \delta I \quad (2)$$

$$dV/dt = pI - cV \quad (3)$$

This model has been expanded to include more compartments representing latently infected cells and reservoirs [90-94]. A subsequent implementation of this model has also included the effect of the antiretroviral drugs on the processes of viral infection and replication, taking into account the different mechanisms of action [95]. Such models have been validated and are widely used to predict the time course of clinical endpoints and to design novel strategies in HIV treatment [96,97]. In addition, thanks to the way viral clearance is parameterised, it is possible to link drug efficacy to long-term changes in HIV-1 viral load [95,98,99].

## 6.2. PKPD modelling in children

Characterisation of the pharmacokinetic-pharmacodynamic relationships is required to assess the correlation between plasma concentrations of antiretroviral drugs with changes in clinical response. In order to define such relationships detailed information on PK and potentially

also on PD of antiretroviral drugs in children need to be collected. Given ethical and practical constraints limit the number of blood samples can be obtained in paediatric subjects, non-linear mixed effect modelling parameters is the preferred approach to describe PK and PD properties [100]. The use of non-linear mixed effect modelling in paediatrics has been extensively evaluated by our group in a previous publication [101]. The term “mixed” in non-linear mixed effects modelling represents a mixture of fixed and random effects. For the fixed effects, a structural model describing the PK or PD is chosen (e.g. a two-compartment model for PK or an  $E_{\max}$  model for PD). The random effects quantify the variability that is not explained by the fixed effects and include inter-subject and intra-subject random variability [102]. It is often assumed that the variability between subjects follows a log-normal distribution with a mean of zero and variance  $\omega^2$ . Equation 4 is used to describe the relationship between individual and population parameter estimates:

$$\Theta_i = \theta_{\text{mean}} * e^{\eta_i} \quad (4)$$

where  $\theta_i$  represents the parameter of the  $i^{\text{th}}$  subject,  $\theta_{\text{mean}}$  the population mean, and  $\eta_i$  the variability between subjects. The structural model uses fixed effects parameters such as clearance and volume of distribution for PK or  $E_{\max}$  and  $EC_{50}$  for PD.

The residual error is generally described using a proportional error (error is dependent on the concentration, which means a higher absolute error at higher concentrations (Eq.5)) or an additive error (constant for all observations (Eq. 6)) or a combination of both. This means for the  $j^{\text{th}}$  observed concentration of the  $i^{\text{th}}$  individual the relation ( $Y_{ij}$ ):

$$Y_{ij} = c_{\text{pred},ij} * (1 + \varepsilon_{ij}) \quad (5)$$

$$Y_{ij} = c_{\text{pred},ij} + \varepsilon_{ij} \quad (6)$$

where  $c_{\text{pred}}$  is predicted concentration and  $\varepsilon_{ij}$  is a random variable with a mean of zero and a variance of  $\sigma^2$ .

Non-linear mixed effects modelling also allows the evaluation of the relationships between covariates (demographic characteristics of the subject) and parameters of the structural model (e.g. influence of body weight on volume of distribution or clearance) (figure 3) [103]. Such relationships are particularly important in children, given that developmental changes (i.e. metabolising enzyme capacity, renal function, liver flow, body composition) can have profound effects on the pharmacokinetics and on the response to medications. Therefore, it is important that such changes are considered in the context of all other sources of intra- and inter-individual variability resulting from genetic, environmental and disease-related factors and drug interactions [104].

Over the last few years, it has been recognised that PKPD modelling constitutes a powerful approach to characterise PKPD relationships. As such, it has been widely applied to antiretroviral therapy to relate plasma concentration to efficacy and to identify the optimal dose of antiretroviral drugs in children [105,106].

### **6.3. Modelling patient adherence**

In order to explore novel regimens of antiretroviral drugs or optimise existing ones, a third statistical element needs to be implemented, which describes the patients and their behaviour towards the treatment. As explained in the previous part of this review, dosing patterns may differ between patients in terms of the actual dose (adherence), the timing of doses (quality) and the duration of treatment (persistence) [107-109]. The consequences of variable

adherence on treatment outcomes are determined by the magnitude of erratic dosing about the prescribed dosing times, the number and frequency of sequentially missed doses or “drug holidays” (when the patient stops taking the medication(s) for a period of time) and the pharmacological properties of the drug [110]. Based on clinical data of adherence to treatment, it appears that inter-individual variability is very large for dosing times relative to the prescribed interdose interval, whereas indices of dose-taking adherence (the quantity of the drug taken per dose) are usually less variable [111].

Given the need to infer different adherence patterns when real data are not available to test their impact on treatment response, several simulation models for trial execution have been proposed in the past few years. The simplest one assumes that the prescribed number of pills is taken correctly, but at different times than the prescribed ones [112,113]. In those models, time intervals between two doses are drawn from normal distributions [114]. Other models propose to simulate the number of doses taken at each dosing time according to a multinomial distribution allowing for 0, 1, 2 or more doses taken at each dosing time [115]. Since this number may depend on the number of doses previously taken, an earlier attempt suggested the use of Markov models [116], which have great flexibility and allow the description of almost all different adherence profiles. The inclusion of covariate factors in this model also provides a mechanism to control, for example, the date at which the patient will have a “drug holiday”.

In conjunction with variable adherence, patient drop-out constitutes another fundamental element in clinical trials. Two types of drop-out exist: non-informative and informative drop-outs. Non-informative drop-outs simply mean that some patients may randomly stop to be reported in the trial, this independently from the treatment they received, and this independently of efficacy or toxic effects. On the contrary, disease progression can be correlated to the marker that is being followed. In this case, the drop-out is informative to the

disease progress, and modelling the disease progression separately from the drop-out process may be inefficient and may produce biased estimates [117,118]. For example, in a trial of HIV treatment, disease progression may lead a patient to drop-out to seek other antiretroviral regimens.

## **7. Clinical trial simulations**

Given the characteristics of the HIV-infected population, a model-based approach is a potent instrument for the evaluation of the behaviour of the patient towards the prescribed treatment, taking into account the processes underlying disease progression as well as the pharmacokinetic and pharmacodynamic properties of the drugs. Two elements need to be distinguished and defined when applying model-based approaches, namely modelling and simulation. The former enables translation of the relevant features of a system into mathematical language (i.e. model parameters), whilst the latter allows the assessment of a system's performance under hypothetical and real-life scenarios (i.e. "what-if" scenarios), yielding information about the implication of different experimental designs and quantitative predictions about treatment outcome, dosing requirements and covariate effects [119,120]. In clinical trial simulations (CTS), multiple factors can be evaluated concurrently and relevant scenarios can be defined and investigated. The great advantage of the use of CTS in paediatric drug development and clinical practice is the possibility of exploring relevant scenarios before enrolling children into a clinical protocol [121,122]. Simulations allow evaluation of a range of parameter values, including an assessment of critical scenarios, such as overdosing, that cannot be generated in real-life studies.

CTS has been widely used in the past in paediatric drug development and clinical practice [123]. Lær et al. used CTS to develop an age-specific dosing regimen for sotalol in children [124], whereas CTS was used Yim et al. [125] to get US Food and Drug Administration



approval for the dosing regimen of etanercept in juvenile rheumatoid arthritis. Another example of the use of CTS includes the selection of rufinamide doses associated with safety and efficacy in a large paediatric population [126]. In CTS three important components are characterised: a disease/placebo model, a drug model, and the implementation model (trial design and decision criteria) (figure 4). Together with a model (which describes the biological mechanisms underlying the disease [127]) and a drug-action model (which comprises pharmacokinetic and pharmacodynamic factors [128]), a trial model is required that accounts for other important aspects of the trial, such as dropout, adherence and protocol deviations [129]. Thus far, despite the widespread use of CTS in paediatrics, very few examples exist in which relevant design factors have been evaluated prospectively as part of the planning of a paediatric trial. In particular patient-related components, such as adherence and drop-out have not been encompassed in previous paediatric CTS.

In the previous paragraphs, we have advocated the advantages of model-based approaches for the characterisation of pharmacokinetics and pharmacodynamics in children. However, a previous investigation has shown that limitations exist in such approaches when extrapolations are required from different paediatric populations [130]. The use of parametric approaches must consider uncertainty in model and parameter estimates, a feature that can lead to biased predictions and potentially wrong interpretation of the results. The evaluation of adaptive protocol designs may overcome some of these limitations and ensure accurate dosing recommendations for children [131].

### **7.1. CTS for the assessment of forgiveness of non-adherence to antiretroviral therapy**

As highlighted previously, CTS can be used to evaluate the impact of variable patterns of adherence as well as to identify the contribution of other critical factors to treatment outcome,

yielding quantitative and systematic estimates of forgiveness of non-adherence for each antiretroviral drug. Such data could be of indisputable value in the exploration of scenarios or conditions which have not been tested in reality, such as new doses, new dosing regimens or drug combinations. It is important to mention that the requirement to administer antiretroviral drugs as a combination regimen confers additional complexity to a general framework for CTS.

In particular, few mechanistic models are available that enable the prediction of the efficacy of a combination of several drugs rather than the response to each drug separately, as assessed by the PKPD relationships of individual components. Generally, the inhibitory effect of a combination is expressed through an additive equation [98]. Even though *in vitro* studies may be used to describe the inhibitory effect of a single drug, assessment of the contribution of each drug to the total inhibitory effect of a combination are usually not performed. By contrast, the use of a model-based approach may enable the evaluation of the inhibitory effects *in vivo* of different drugs administered in combination despite the lack of such information.

These models, however, were not developed with the intent of exploring the forgiveness of non-adherence to antiretroviral drugs or drug combinations. To this purpose, further integration is required in which PK, PKPD and viral dynamics models are combined. More specifically, the inhibitory effect of a drug or a combination of drugs can be predicted using available PKPD models. These data are subsequently used as input for the evaluation of viral dynamics model, allowing for the characterisation of the processes of viral infection and replication. This step yields time-varying viral load and CD4 count as output. Simulation scenarios can be evaluated by assuming perfect adherence and subsequently by introducing different patterns of non-adherence (delays in drug intake, treatment interruptions or doses randomly missed throughout the treatment period). One of the main advantages of this

approach is that specific scenarios of non-adherence can be simulated for different groups of patients. One can also evaluate the impact of different scenarios on the same group of patients. Based on simulations, differences in treatment outcome can be summarised for a range of clinically relevant scenarios of non-adherence and a threshold can be identified for forgiveness of non-adherence. Such a threshold represents the level of non-adherence allowed to the specific group of patients without compromising the outcome of the treatment. Thresholds may be similar or different for each drug or drug combination for a given population. Most importantly, such data provide important insight into the patterns of non-adherence which should be avoided in real life.

As mentioned in Section 4.1, for the accurate evaluation of forgiveness of non-adherence one also needs to consider development of resistance. An approach is to include resistance into the modelling framework by linking it to the plasma concentration levels of each specific drug. For instance, a logistic regression can be used to describe the relationship between the number of days in which the drug exposure remains below the expected therapeutic levels and the probability to develop drug resistance, the estimates from this regression can be used subsequently link partial adherence and viral failure. Likewise, safety concerns need to be carefully assessed, as adverse events may have a direct effect the level of adherence. Also in this case, a logistic regression could be considered to establish the probability of drug-related adverse events and increasing drug levels in plasma or tissue.

An application of this concept is currently under evaluation by our group [132]. We have explored the implication of variable patterns of adherence on so-called optimised antiretroviral regimens, e.g., reduction in dosing frequency from twice-daily to once daily dosing. One of the main concerns of less frequent dosing intervals is the need for evidence of robustness or forgiveness, which means that once daily regimen should not be less forgiving than to twice daily regimens. By applying the same set of simulations to the two regimens

and including different levels of non-adherence, it is possible to compare the forgiveness of each regimen taking into account other relevant factors, such as age and body weight.

Preliminary results were in agreement with clinical data, i.e., the commonly used NNRTI-based combination regimen in children appears to be more forgiving to some patterns of non-adherence (e.g. randomly missed doses) rather than to drug holidays. A similar approach can be considered for the evaluation of resistance and patient safety before enrolling the patients in the actual clinical trial. Moreover, the use of simulation scenarios also represents an opportunity for risk mitigation and risk management. Simulated data can be derived from conditions which cannot be controlled or achieved in real-life due to obvious ethical and practical reasons.

## **8. Conclusions**

In the previous sections we have highlighted three important points of concern in antiretroviral paediatric therapy: i. the choice of the dose (dose rationale), ii. the requirements for optimisation of the dosing regimen (reduced risk of resistance to the combination) and iii. the impact of non-adherence to life-long treatment (forgiveness). The use of an approach in which PKPD relationships, viral dynamics, patient behaviour and trial execution factors are integrated provides the basis for addressing the concerns described above. Based on comprehensive clinical trial simulation scenarios, it is possible to investigate the impact of different factors as well as identify optimal experimental conditions for the evaluation of efficacy of HAART in children. The approach also offers the opportunity to explore scenarios which may not be feasible or ethically acceptable in the paediatric population. The possibility to evaluate forgiveness of non-adherence of current or future treatments in virtual patients without exposing real ones to potentially ineffective experimental conditions will strongly simplify the identification of the best dose and dosing regimens for HIV-infected children.

## 9. Expert Opinion

The development of HAART has been one of the greatest achievements of medical research. In both rich and poor countries, HAART combinations with at least three drugs have resulted in substantial reductions in morbidity and mortality. HAART has been simplified to the point where treatment with a single, multidrug pill once a day is feasible with generally manageable adverse effects [133].

Despite these important improvements, a significantly high number of children fail to achieve viral suppression. Inadequate dosing and poor adherence, which in turns are responsible for the development of resistance, are the major causes of this problem. Although these issues have been extensively discussed in previous scientific publications, a quantitative approach is still lacking that allows systematic evaluation of the forgiveness of non-adherence of specific antiretroviral regimens and the feasibility of simplified dosing regimens.

This review has identified three main factors which need to be considered in an integrated manner for the optimisation of antiretroviral combination treatments in children: the disease, the drug and the patient. The interaction between these factors can be characterised by a model-based approach which combines (i) pharmacokinetic-pharmacodynamic models for selected antiretroviral drugs (ii) a model for viral dynamics and (iii) a model for patient adherence. This approach provides the basis for quantifying the relation between adherence, exposure and drug response as well as the impact of adherence on treatment outcome.

Moreover, it overcomes ethical and design issues involved in the evaluation of adherence in clinical practice.

The novelty of the proposed methodology relies on the fact that the outcome of an antiretroviral combination treatment may be predicted for hypothetical scenarios of non-adherence along with the thresholds of non-adherence to be avoided in clinical practice. In

conjunction with clinical trial simulations, this type of information can be used as input for the evaluation of the feasibility of simplified dosing regimens in hypothetical scenarios without enrolling the children in actual clinical trials. The feasibility of less frequent dosing (i.e., longer dosing intervals), such as the change from twice daily to once daily doses represents a typical case where this methodology could be applied. Moreover, in the future we envisage that information on the forgiveness of non-adherence may become a standard component of the summary of product characteristics. This will ensure that appropriate information is provided to prescribers, patients and caregivers on how to minimise the consequences of missed doses or treatment interruptions. In addition, it can be anticipated that the use of clinical trial simulations will be used to assess the implication of not-in-trial settings or real life conditions, which in most of the cases differ significantly from the highly controlled environment of a clinical trial.

Whereas many of the mathematical and statistical concepts required for the implementation of the framework described here are often unfamiliar to physicians, clinical pharmacologists and drug developers in general, increased awareness is needed about the possibility that these tools represent to therapeutics. In addition to the application of the concepts in the so-called real-life clinical trials, the framework may also play an important role in the development of risk management plans through the quantitative evaluation of real-life scenarios, preventing the exposure of paediatric patients to unnecessary risks.

## **Funding**

C Piana was partly funded by PENTA -LABNET, this work has contributed to her PhD research programme.

## **Declaration of interest**

O Della Pasqua is Senior Director of Clinical Pharmacology at GlaxoSmithKline R&D. The authors have no other relevant affiliations or financial involvement with any organization or entity with a financial interest in or financial conflict with the subject matter or materials discussed in the manuscript apart from those disclosed.

## **References**

**Papers of special note have been highlighted as either of interest (•) or of considerable interest (••) to readers.**

1. Polisset J, Ametonou F, Arrive E et al. Correlates of adherence to antiretroviral therapy in HIV-infected children in Lome, Togo, West Africa. *AIDS Behav* 2009; 13:23-32
2. George E, Noel F, Bois G et al. Antiretroviral therapy for HIV-1-infected children in Haiti. *J Infect Dis* 2007; 195:1411-8
3. Hazra R, Siberry GK, Mofenson LM. Growing up with HIV: children, adolescents, and young adults with perinatally acquired HIV infection. *Annu Rev Med* 2010; 61:169-85
4. Haberer J, Mellins C. Pediatric adherence to HIV antiretroviral therapy. *Curr HIV/AIDS Rep*. 2009; 6:194-200
5. WHO Data and statistics. Available at <http://www.who.int/hiv/data/en/>
6. Castro H, Judd A, Gibb DM et al. Risk of triple-class virological failure in children with HIV: a retrospective cohort study. *Lancet* 2011; 377:1580-7
7. Arts E, Hazuda D, HIV-1 Antiretroviral Drug Therapy. *Cold Spring Harb Perspect Med*. 2012; 2: a007161
8. Cortez KJ, Maldarelli F. Clinical Management of HIV Drug Resistance. *Viruses* 2011; 3:347-78
9. Paredes R, Clotet B. Clinical management of HIV-1 resistance. *Antiviral Res* 2010; 85:245-65

10. Mansky LM, Temin HM. Lower in vivo mutation rate of human immunodeficiency virus type 1 than that predicted from the fidelity of purified reverse transcriptase. *J Virol* 1995; 69:5087-94

**(•) Using a mathematical model for viral dynamics, separate estimates of the virion clearance rate, the infected cell life-span, and the average viral generation time in vivo were obtained.**

11. Volberding PA, Deeks SG. Antiretroviral therapy and management of HIV infection. *Lancet* 2010; 376:49-62

12. Garnett GP, Bartley L, Grassly NC et al. Antiretroviral therapy to treat and prevent HIV/AIDS in resource-poor settings. *Nat Med* 2002; 8:651-4

13. Grant RM, Kuritzkes DR, Johnson VA et al. Accuracy of the TRUGENE HIV-1 genotyping kit. *J Clin Microbiol* 2003; 41:1586-93

14. Pandit A, Mackay WG, Steel C et al. HIV-1 drug resistance genotyping quality assessment: results of the ENVA7 Genotyping Proficiency Programme. *J Clin Virol* 2008; 43:401-6

15. Guideline on when to start antiretroviral therapy and on pre-exposure prophylaxis for HIV 2015. Available at [http://apps.who.int/iris/bitstream/10665/186275/1/9789241509565\\_eng.pdf](http://apps.who.int/iris/bitstream/10665/186275/1/9789241509565_eng.pdf)

**(••) Current WHO guidelines in when to start antiretroviral therapy in HIV-infected children and adolescents**

16. Guidelines for the Use of Antiretroviral Agents in Pediatric HIV Infection 2015. Available at: <https://aidsinfo.nih.gov/contentfiles/lvguidelines/pediatricguidelines.pdf>

**(••) Current guidelines on first line antiretroviral therapy in HIV-infected children and adolescents**

17. PENTA guidelines for the treatment of paediatric HIV-1 infection 2016 available at <http://penta-id.org/hiv/penta-trials-treatment-guidelines.html>)

18. Ruane PJ, Richmond GJ, Dejesus E et al. Pharmacodynamic effects of zidovudine 600 mg once/day versus 300 mg twice/day in therapy-naive patients infected with human immunodeficiency virus. *Pharmacotherapy* 2004; 24:307-12

19. Tudor-Williams G, St Clair MH, McKinney RE et al. HIV-1 sensitivity to zidovudine and clinical outcome in children. *Lancet* 1992; 339:15-9

20. Prescribing information and weight-based dosing of available ARV formulations for infants and children. Available at [http://www.who.int/hiv/pub/paediatric/paediatric\\_arv\\_dosing.pdf](http://www.who.int/hiv/pub/paediatric/paediatric_arv_dosing.pdf)

21. Johnson MA, Moore KH, Yuen GJ et al. Clinical pharmacokinetics of lamivudine. *Clin Pharmacokinet* 1999; 36:41-66



22. Selected Properties of Lamivudine. 2012 ([http://www.hivclinic.ca/main/drugs\\_properties\\_files/RTI%20lamivudine.pdf](http://www.hivclinic.ca/main/drugs_properties_files/RTI%20lamivudine.pdf))
23. Yuen GJ, Weller S, Pakes GE. A review of the pharmacokinetics of abacavir. *Clin Pharmacokinet* 2008; 47:351-71
24. Melroy J, Nair V. The antiviral activity, mechanism of action, clinical significance and resistance of abacavir in the treatment of pediatric AIDS. *Curr Pharm Des* 2005; 11:3847-52
25. Hirt D, Bardin C, Diagbouga S et al. Didanosine population pharmacokinetics in West African human immunodeficiency virus-infected children administered once-daily tablets in relation to efficacy after one year of treatment. *Antimicrob Agents Chemother* 2009; 53:4399-406
26. Selected Properties of Didanosine. 2012 ([http://www.hivclinic.ca/main/drugs\\_properties\\_files/RTI%20didanosine.pdf](http://www.hivclinic.ca/main/drugs_properties_files/RTI%20didanosine.pdf))
27. Hemanth Kumar AK, Ramachandran G, Rajasekaran S et al. Pharmacokinetics of lamivudine & stavudine in generic fixed-dose combinations in HIV-1 infected adults in India. *Indian J Med Res* 2009; 130:451-7
28. Riddler SA, Anderson RE, Mellors JW. Antiretroviral activity of stavudine (2',3'-dideoxy-3'-deoxythymidine, D4T). *Antiviral Res* 1995; 27:189-203
29. Molina JM. Emtricitabine: a new treatment option for simplified antiretroviral therapy. *AIDS Read* 2003;S16-S21
30. Hazra R, Balis FM, Tullio AN et al. Single-dose and steady-state pharmacokinetics of tenofovir disoproxil fumarate in human immunodeficiency virus-infected children. *Antimicrob Agents Chemother* 2004; 48:124-9
31. Selected Properties of Tenofovir. 2012 ([http://www.hivclinic.ca/main/drugs\\_properties\\_files/RTI%20tenofovir.pdf](http://www.hivclinic.ca/main/drugs_properties_files/RTI%20tenofovir.pdf))
32. Ribaud HJ, Haas DW, Tierney C et al. Pharmacogenetics of plasma efavirenz exposure after treatment discontinuation: an Adult AIDS Clinical Trials Group Study. *Clin Infect Dis* 2006; 42:401-7
33. Best BM, Koopmans PP, Letendre S et al. Efavirenz concentrations in CSF exceed IC50 for wild-type HIV. *J Antimicrob Chemother* 2011; 66:354-7.
34. Summary of product characteristics Viramune. 2012 ([http://www.ema.europa.eu/docs/en\\_GB/document\\_library/EPAR\\_-\\_Product\\_Information/human/000183/WC500051481.pdf](http://www.ema.europa.eu/docs/en_GB/document_library/EPAR_-_Product_Information/human/000183/WC500051481.pdf))
35. Ford N1, Lee J, Andrieux-Meyer I, Calmy A. Safety, efficacy, and pharmacokinetics of rilpivirine: systematic review with an emphasis on resource-limited settings. *HIV AIDS* 2011; 3:35-44

36. Janssen PA, Lewi PJ, Arnold E et al. In search of a novel anti-HIV drug: multidisciplinary coordination in the discovery of 4-[[4-[[4-[(1E)-2-cyanoethenyl]-2,6-dimethylphenyl]amino]-2-pyrimidinyl]amino]benzotrile (R278474, rilpivirine). *Med Chem* 2005; 48:1901-9.

37. Cvetkovic RS, Goa KL. Lopinavir/ritonavir: a review of its use in the management of HIV infection. *Drugs* 2003; 63:769-802

38. Boffito M, Else L, Back D et al. Pharmacokinetics of atazanavir/ritonavir once daily and lopinavir/ritonavir twice and once daily over 72 h following drug cessation. *Antivir Ther* 2008;13:901-7

39. Best BM1, Letendre SL, Brigid E et al. Low atazanavir concentrations in cerebrospinal fluid. *AIDS* 2009; 23:83-7

40. Arab-Alameddine M, Lubomirov R, Fayet-Mello A et al. Population pharmacokinetic modelling and evaluation of different dosage regimens for darunavir and ritonavir in HIV-infected individuals. *J Antimicrob Chemother* 2014; 69:2489-98

41. Cottrell ML, Hadzic T, Kashuba AD. Clinical pharmacokinetic, pharmacodynamic and drug-interaction profile of the integrase inhibitor dolutegravir. *Clin Pharmacokinet* 2013; 52:981-94

42. Ramanathan S, Mathias AA, German P et al. Clinical pharmacokinetic and pharmacodynamic profile of the HIV integrase inhibitor elvitegravir. *Clin Pharmacokinet* 2011; 50:229-44

43. Cella M, Knibbe C, Danhof M et al. What is the right dose for children? *Br J Clin Pharmacol* 2010; 70:597-603

**(••) This publication emphasizes that a shift in paradigm is required that focuses on the differences in (physiological) function between populations, rather than differences in size between adults and children.**

44. Rodriguez W, Selen A, Avant Det al. Improving pediatric dosing through pediatric initiatives: what we have learned. *Pediatrics* 2008; 121:530-9

45. Fernandez E, Perez R, Hernandez A et al. Factors and Mechanisms for Pharmacokinetic Differences between Pediatric Population and Adults *Pharmaceutics* 2011; 3:53-72

46. Kearns GL, Abdel-Rahman SM, Alander SW et al. Developmental pharmacology--drug disposition, action, and therapy in infants and children. *N Engl J Med* 2003; 349:1157-67

47. Kearns GL, Reed MD. Clinical pharmacokinetics in infants and children. A reappraisal. *Clin Pharmacokinet* 1989; 17 Suppl 1:29-67

48. Neely MN, Rakhmanina NY. Pharmacokinetic optimization of antiretroviral therapy in children and adolescents. *Clin Pharmacokinet* 2011; 50:143-89

49. Mahmood I. Prediction of drug clearance in children: impact of allometric exponents, body weight, and age. *Ther Drug Monit* 2007; 29:271-8

50. van Onzenoort HA, Menger FE, Neef C et al. Participation in a clinical trial enhances adherence and persistence to treatment: a retrospective cohort study. *Hypertension* 2011; 58:573-8

51. Van Dyke RB, Lee S, Johnson GM et al. Reported adherence as a determinant of response to highly active antiretroviral therapy in children who have human immunodeficiency virus infection. *Pediatrics* 2002; 109:e61

52. Paterson DL, Swindells S, Mohr J et al. Adherence to protease inhibitor therapy and outcomes in patients with HIV infection. *Ann Intern Med* 2000; 133:21-30

53. Vrijens B, Goetghebeur E, de KE et al. Modelling the association between adherence and viral load in HIV-infected patients. *Stat Med* 2005; 24:2719-31.

**(•) The aim of this publication is to use a quantitative approach to investigate the effect of adherence to prescribed antiretroviral therapy on virologic response measured repeatedly over time in HIV-infected patients**

54. Vrijens B, Urquhart J. Patient adherence to prescribed antimicrobial drug dosing regimens. *J Antimicrob Chemother* 2005; 55:616-27

**(•) This publication provides the definitions of "adherence" and persistence"**

55. Hano T. Improvement of adherence in the treatment of hypertension. *Nihon Rinsho* 2011; 69:1982-6

56. Sleath B, Blalock S, Covert D et al. The Relationship between Glaucoma Medication Adherence, Eye Drop Technique, and Visual Field Defect Severity. *Ophthalmology* 2011; 118:2398-402

57. Cate H, Broadway DC. Association between intraocular pressure and adherence: is there one? *Eye (Lond)* 2011; 25:1238-9

58. Sampalis JS, Adachi JD, Rampakakis E et al. Long-term impact of adherence to oral bisphosphonates on osteoporotic fracture incidence. *J Bone Miner Res* 2011; 27:202-10

59. Burack G, Gaur S, Marone R et al.. Adherence to antiretroviral therapy in pediatric patients with human immunodeficiency virus (HIV-1). *J Pediatr Nurs* 2010; 25:500-4

60. Jaspan HB, Mueller AD, Myer L et al.. Effect of caregivers' depression and alcohol use on child antiretroviral adherence in South Africa. *AIDS Patient Care STDS* 2011; 25:595-600
61. Skovdal M, Campbell C, Madanhire C et al. Challenges faced by elderly guardians in sustaining the adherence to antiretroviral therapy in HIV-infected children in Zimbabwe. *AIDS Care* 2011; 23:957-64
62. Biadgilign S, Deribew A, Amberbir A et al. Barriers and facilitators to antiretroviral medication adherence among HIV-infected paediatric patients in Ethiopia: A qualitative study. *SAHARA J* 2009; 6:148-54
63. Malee K, Williams P, Montepiedra G et al. Medication adherence in children and adolescents with HIV infection: associations with behavioral impairment. *AIDS Patient Care STDS* 2011; 25:191-200
64. Paranthaman K, Kumarasamy N, Bella D et al.. Factors influencing adherence to antiretroviral treatment in children with human immunodeficiency virus in South India--a qualitative study. *AIDS Care* 2009; 21:1025-31
65. Reda AA, Biadgilign S. Determinants of Adherence to Antiretroviral Therapy among HIV-Infected Patients in Africa. *AIDS Res Treat* 2012; 2012:574656.
66. Nicca D, Moody K, Elzi L et al.. Comprehensive clinical adherence interventions to enable antiretroviral therapy: a case report. *J Assoc Nurses AIDS Care* 2007; 18:44-53
67. McPherson-Baker S, Jones D, Duran RE et al. Development and implementation of a medication adherence training instrument for persons living with HIV: the MATI. *Behav Modif* 2005; 29:286-317
68. Coetzee D, Boulle A, Hildebrand K et al. Promoting adherence to antiretroviral therapy: the experience from a primary care setting in Khayelitsha, South Africa. *AIDS* 2004; 18:27-31
69. Saini SD, Schoenfeld P, Kaulback K et al. Effect of medication dosing frequency on adherence in chronic diseases. *Am J Manag Care* 2009; 15:22-33
70. Hawkins T. Impact of once- and twice-daily dosing regimens on adherence and overall safety. *AIDS Read* 2004; 14:320-31
71. Leenen FH, Wilson TW, Bolli P et al. Patterns of compliance with once versus twice daily antihypertensive drug therapy in primary care: a randomized clinical trial using electronic monitoring. *Can J Cardiol* 1997; 13:914-20
72. Eron JJ, Feinberg J, Kessler HA et al. Once-daily versus twice-daily lopinavir/ritonavir in antiretroviral-naïve HIV-positive patients: a 48-week randomized clinical trial. *J Infect Dis* 2004; 189:265-72

73. Boffito M, Dickinson L, Hill A et al. Pharmacokinetics of once-daily saquinavir/ritonavir in HIV-infected subjects: comparison with the standard twice-daily regimen. *Antivir Ther* 2004; 9:423-9

74. Comte L, Vrijens B, Tousset E et al.. Estimation of the comparative therapeutic superiority of QD and BID dosing regimens, based on integrated analysis of dosing history data and pharmacokinetics. *J Pharmacokinet Pharmacodyn* 2007; 34:549-58

75. Dickinson L, Boffito M, Khoo SH et al. Pharmacokinetic analysis to assess forgiveness of boosted saquinavir regimens for missed or late dosing. *J Antimicrob Chemother* 2008; 62:161-7

**(•) This investigation compares the forgiveness or robustness of a simplified once daily boosted saquinavir regimen with the licensed twice daily dose**

76. Bangsberg DR, Moss AR, Deeks SG. Paradoxes of adherence and drug resistance to HIV antiretroviral therapy. *J Antimicrob Chemother* 2004; 53:696-9

**(••) Each antiretroviral therapeutic class has a unique adherence-resistance relationship.**

77. Bangsberg DR, Acosta EP, Gupta R et al. Adherence-resistance relationships for protease and non-nucleoside reverse transcriptase inhibitors explained by virological fitness. *AIDS* 2006; 20:223-31

78. PENPACT-1 (PENTA 9/PACTG 390) Study Team, Babiker A, Castro nee Green H, Compagnucci A et al. First-line antiretroviral therapy with a protease inhibitor versus non-nucleoside reverse transcriptase inhibitor and switch at higher versus low viral load in HIV-infected children: an open-label, randomised phase 2/3 trial. *Lancet Infect Dis* 2011; 11:273-83

79. Shuter J. Forgiveness of non-adherence to HIV-1 antiretroviral therapy. *J Antimicrob Chemother* 2008; 61:769-73

**(•) Review on the factors that determine the forgiveness of various antiretroviral treatment strategies and on the relevance of forgiveness to clinical practice.**

80. Kenna LA, Labbe L, Barrett JS et al. Modeling and simulation of adherence: approaches and applications in therapeutics. *AAPS J* 2005; 7:390-407

81. Hughes DA, Walley T. Predicting "real world" effectiveness by integrating adherence with pharmacodynamic modelling. *Clin Pharmacol Ther* 2003; 74:1-8

82. Johnson BF, Whelton A. A Study Design for Comparing the Effects of Missing Daily Doses of Antihypertensive Drugs. *Am J Ther* 1994; 1:260-7

83. Vaur L, Dutrey-Dupagne C, Boussac J et al. Differential effects of a missed dose of trandolapril and enalapril on blood pressure control in hypertensive patients. *J Cardiovasc Pharmacol* 1995; 26:127-31

84. Bellanti F, Della Pasqua O. Modelling and simulation as research tools in paediatric drug development. *Eur J Clin Pharmacol* 2011; 67:75-86
85. Layden TJ, Layden JE, Ribeiro RM et al. Mathematical modelling of viral kinetics: a tool to understand and optimize therapy. *Clin Liver Dis* 2003; 7:163-78
86. Wei X, Ghosh SK, Taylor ME et al. Viral dynamics in human immunodeficiency virus type 1 infection. *Nature* 1995; 373:117-22
87. Nowak MA, Lloyd AL, Vasquez GM et al. Bischofberger N et al. Viral dynamics of primary viremia and antiretroviral therapy in simian immunodeficiency virus infection. *J Virol* 1997; 71:7518-25
88. Bonhoeffer S, May RM, Shaw GM et al. Virus dynamics and drug therapy. *Proc Natl Acad Sci U S A* 1997; 94:6971-6
89. Perelson AS. Modelling viral and immune system dynamics. *Nat Rev Immunol* 2002; 2:28-36
90. Nelson PW, Perelson AS. Mathematical analysis of delay differential equation models of HIV-1 infection. *Math Biosci* 2002; 179:73-94
91. Wein LM, D'Amato RM, Perelson AS. Mathematical analysis of antiretroviral therapy aimed at HIV-1 eradication or maintenance of low viral loads. *J Theor Biol* 1998; 192:81-98
92. Ding AA, Wu H. Relationships between antiviral treatment effects and biphasic viral decay rates in modelling HIV dynamics. *Math Biosci* 1999; 160:63-82
93. Perelson AS, Essunger P, Cao Y et al. Decay characteristics of HIV-1-infected compartments during combination therapy. *Nature* 1997; 387:188-91
94. Funk GA, Fischer M, Joos B et al. Quantification of in vivo replicative capacity of HIV-1 in different compartments of infected cells. *J Acquir Immune Defic Syndr* 2001; 26:397-404
95. Wu H, Huang Y, Acosta EP et al. Modeling long-term HIV dynamics and antiretroviral response: effects of drug potency, pharmacokinetics, adherence, and drug resistance. *J Acquir Immune Defic Syndr* 2005; 39:272-83
- (••) Model of HIV-1 viral dynamics including the effect of the antiretroviral drugs on the processes of viral infection and replication, taking into account the different mechanisms of action these drugs**
96. Banks HT, Davidian M, Hu S et al. Modeling HIV Immune Response and Validation with Clinical Data. *J Biol Dyn* 2008; 2:357-85
97. Rosenberg ES, Davidian M, Banks HT. Using mathematical modelling and control to develop structured treatment interruption strategies for HIV infection. *Drug Alcohol Depend* 2007; 88:41-51

98. Wu H, Huang Y, Acosta EP et al. Pharmacodynamics of antiretroviral agents in HIV-1 infected patients: using viral dynamic models that incorporate drug susceptibility and adherence. *J Pharmacokinet Pharmacodyn* 2006; 33:399-419
99. Rosario MC, Jacqmin P, Dorr P et al. A pharmacokinetic-pharmacodynamic disease model to predict in vivo antiviral activity of maraviroc. *Clin Pharmacol Ther* 2005; 78:508-19
100. Wright DF, Winter HR, Duffull SB. Understanding the time course of pharmacological effect: a PKPD approach. *Br J Clin Pharmacol* 2011; 71:815-23
101. De Cock RF, Piana C, Krekels EH et al. The role of population PK-PD modelling in paediatric clinical research. *Eur J Clin Pharmacol* 2011; 67:5-16

**(••) Review on the use of PKPD modelling in paediatrics**

102. Wade JR, Beal SL, Sambol NC. Interaction between structural, statistical, and covariate models in population pharmacokinetic analysis. *J Pharmacokinet Biopharm* 1994; 22:165-77
103. Anderson BJ, Allegaert K, Holford NH. Population clinical pharmacology of children: modelling covariate effects. *Eur J Pediatr* 2006; 165:819-29
104. Knibbe CA, Danhof M. Individualized dosing regimens in children based on population PKPD modelling: are we ready for it? *Int J Pharm* 2011; 415:9-14
105. Dumon C, Solas C, Thuret I et al. Relationship between efficacy, tolerance, and plasma drug concentration of ritonavir in children with advanced HIV infection. *Ther Drug Monit* 2000; 22:402-8
106. Crawford KW, Li C, Keung A et al. Pharmacokinetic/pharmacodynamic modelling of the antiretroviral activity of the CCR5 antagonist Vicriviroc in treatment experienced HIV-infected subjects (ACTG protocol 5211). *J Acquir Immune Defic Syndr* 2010; 53:598-605
107. Urquhart J. The electronic medication event monitor. Lessons for pharmacotherapy. *Clin Pharmacokinet* 1997; 32:345-56
108. Urquhart J. Ascertaining how much compliance is enough with outpatient antibiotic regimens. *Postgrad Med J* 1992; 68:49-58
109. Urquhart J, de KE. Contending paradigms for the interpretation of data on patient compliance with therapeutic drug regimens. *Stat Med* 1998; 17:251-67
110. Kastrissios H, Suarez JR, Katzenstein D et al. Characterizing patterns of drug-taking behavior with a multiple drug regimen in an AIDS clinical trial. *AIDS* 1998; 12:2295-303
111. Kastrissios H, Suarez JR, Hammer S et al. The extent of non-adherence in a large AIDS clinical trial using plasma dideoxynucleoside concentrations as a marker. *AIDS* 1998; 12:2305-11
112. Nony P, Cucherat M, Boissel JP. Revisiting the effect compartment through timing errors in drug administration. *Trends Pharmacol Sci* 1998; 19:49-54

113. Vrijens B, Goetghebeur E. The impact of compliance in pharmacokinetic studies. *Stat Methods Med Res* 1999; 8:247-62
114. Wang W, Husan F, Chow SC. The impact of patient compliance on drug concentration profile in multiple doses. *Stat Med* 1996; 15:659-69
115. Wang W, Ouyang SP. The formulation of the principle of superposition in the presence of non-compliance and its applications in multiple dose pharmacokinetics. *J Pharmacokinet Biopharm* 1998; 26:457-69
116. Girard P, Blaschke TF, Kastrissios H et al. A Markov mixed effect regression model for drug compliance. *Stat Med* 1998; 17:2313-33
117. Jonsson EN, Sheiner LB. More efficient clinical trials through use of scientific model-based statistical tests. *Clin Pharmacol Ther* 2002; 72:603-14
118. Hu C, Sale ME. A joint model for nonlinear longitudinal data with informative dropout. *J Pharmacokinet Pharmacodyn* 2003; 30:83-103
119. Manolis E, Pons G. Proposals for model-based paediatric medicinal development within the current European Union regulatory framework. *Br J Clin Pharmacol* 2009; 68:493-501
120. Laer S, Barrett JS, Meibohm B. The in silico child: using simulation to guide pediatric drug development and manage pediatric pharmacotherapy. *J Clin Pharmacol* 2009; 49:889-904
121. Girard P, Cucherat M, Guez D. Clinical trial simulation in drug development. *Therapie* 2004; 59:287-304
- (•) Benefits of the application of clinical trial simulation tools to clinical drug development**
122. Girard P. Clinical trial simulation: a tool for understanding study failures and preventing them. *Basic Clin Pharmacol Toxicol* 2005; 96:228-34
123. Holford N, Ma SC, Ploeger BA. Clinical trial simulation: a review. *Clin Pharmacol Ther* 2010; 88:166-82
124. Laer S, Elshoff JP, Meibohm B et al. Development of a safe and effective pediatric dosing regimen for sotalol based on population pharmacokinetics and pharmacodynamics in children with supraventricular tachycardia. *J Am Coll Cardiol* 2005; 46:1322-30
125. Yim DS, Zhou H, Buckwalter M et al. Population pharmacokinetic analysis and simulation of the time-concentration profile of etanercept in pediatric patients with juvenile rheumatoid arthritis. *J Clin Pharmacol* 2005; 45:246-56
126. Marchand M, Fuseau E, Critchley DJ. Supporting the recommended paediatric dosing regimen for rufinamide in Lennox-Gastaut syndrome using clinical trial simulation. *J Pharmacokinet Pharmacodyn* 2010; 37:99-118



127. Bies RR, Gastonguay MR, Schwartz SL. Mathematics for understanding disease. *Clin Pharmacol Ther* 2008; 83:904-8
128. Santen G, van ZE, Danhof M et al. From trial and error to trial simulation. Part 1: the importance of model-based drug development for antidepressant drugs. *Clin Pharmacol Ther* 2009; 86:248-54
129. Gobburu JV, Lesko LJ. Quantitative disease, drug, and trial models. *Annu Rev Pharmacol Toxicol* 2009; 49:291-301
130. Cella M, Zhao W, Jacqz-Aigrain E et al. Paediatric drug development: are population models predictive of pharmacokinetics across paediatric populations? *Br J Clin Pharmacol* 2011; 72:454-64
131. Cella M, Danhof M, Della Pasqua O. Adaptive trials in paediatric development: dealing with heterogeneity and uncertainty in pharmacokinetic differences in children. *Br J Clin Pharmacol* 2012; 74:346-53
132. Piana C. Adherence to antiretroviral combination therapy in children: what a difference half a day makes. PhD Thesis, University of Leiden, 2013, p.162-205.
133. Folkers, GK, Fauci, AS. Controlling and ultimately ending the HIV/AIDS pandemic: a feasible goal. *JAMA* 2010; 304: 350-1

Figure 1 Main factors leading to poor adherence to antiretroviral therapy in children.

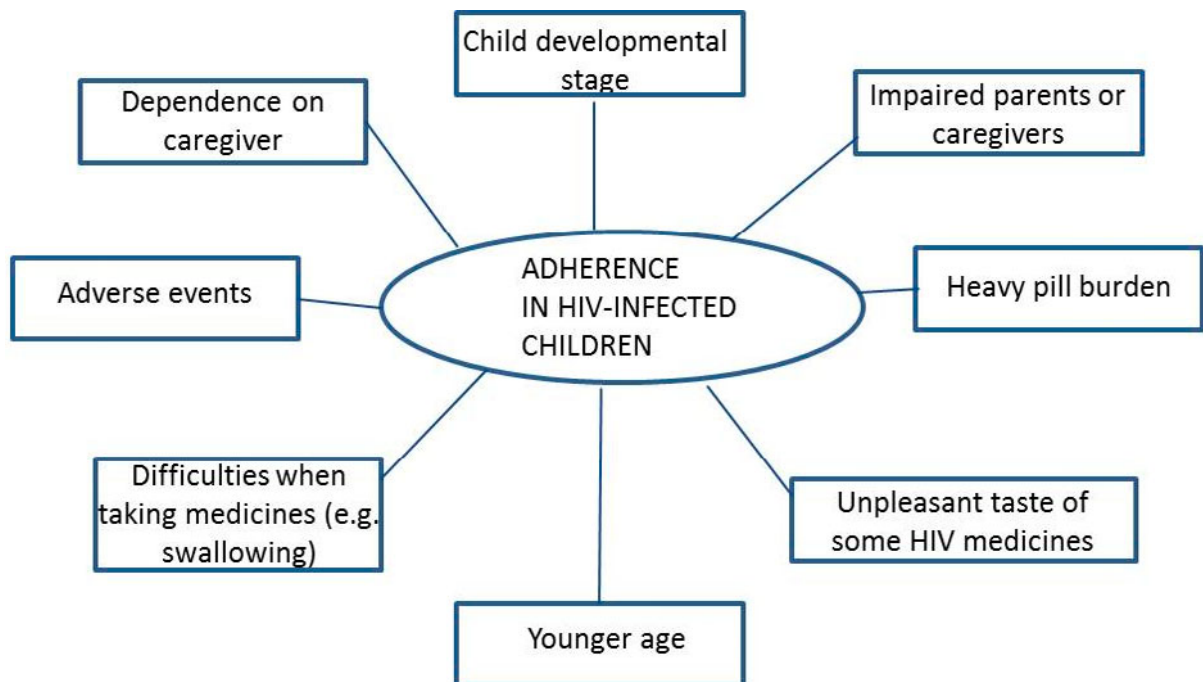


Figure 2: Schematic representation of the model developed by Bangsberg to summarise the relationship between adherence and relationship for each class of antiretroviral drugs [75].

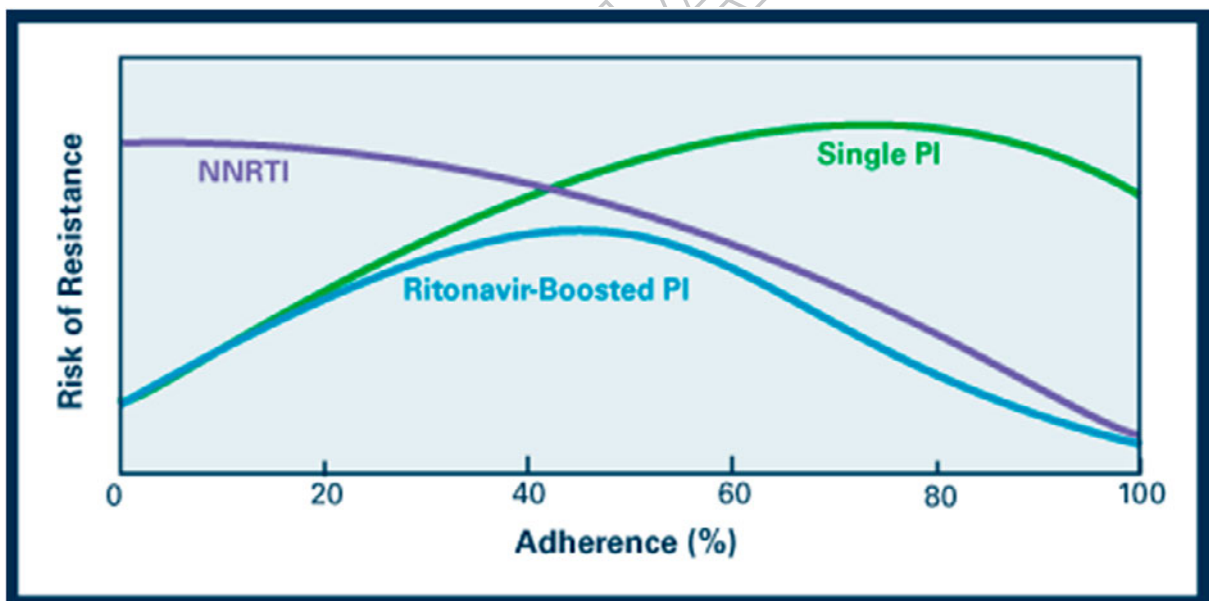
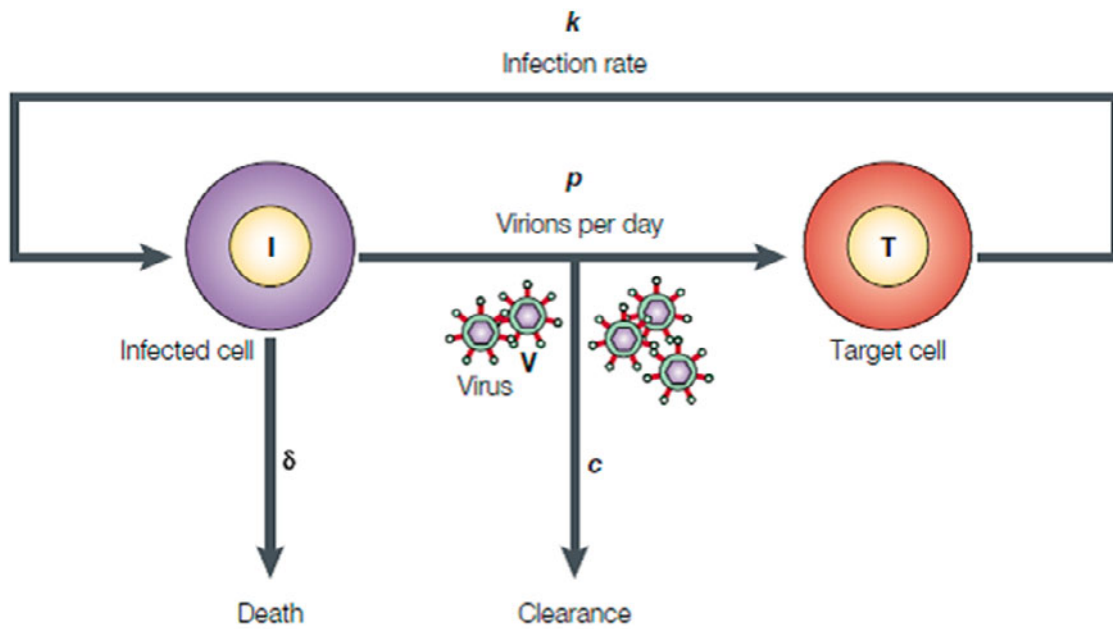


Figure 3. Basic model of viral infection by Perelson. Reprinted by permission from Macmillan Publishers Ltd: Nature Reviews Immunology [89], copyright 2016.



ACCEPTED MANUSCRIPT

Figure 3. Schematic representation of the relationship between dose and concentration (pharmacokinetics, PK) and between concentration and a pharmacological (side) effect (pharmacodynamics, PD). Important covariates that may affect both the PK and/or PD are body weight, age, disease status (e.g. critically ill versus healthy children) and genetics. Reproduced with permission from [101].

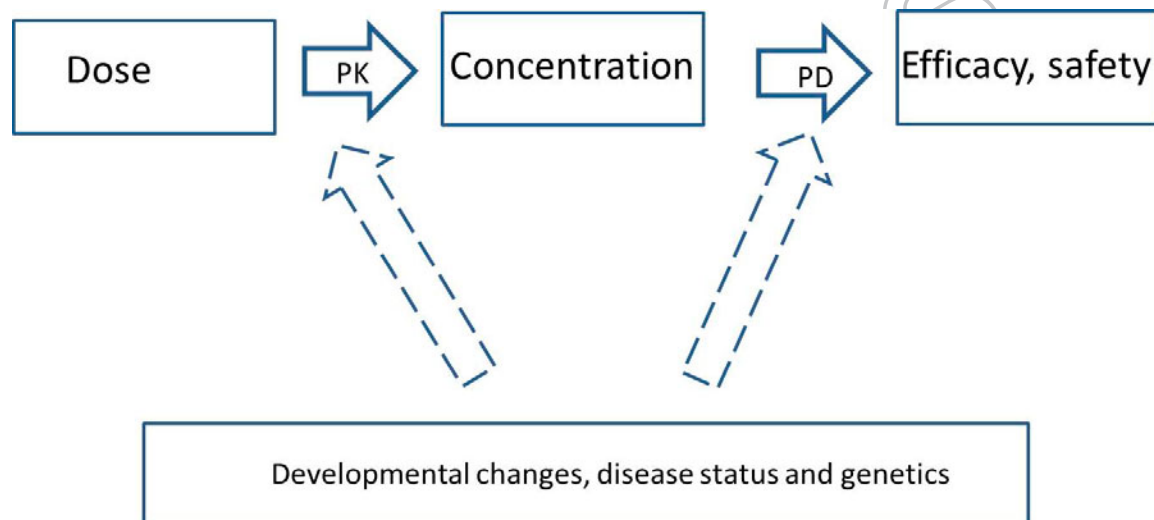


Figure 4. The diagram depicts the major components of a clinical trial simulation (CTS). In model-based drug development, CTS can be used to characterise the interactions between drug and disease, enabling among other things the assessment of disease-modifying effects, dose selection and covariate effects (e.g. age, body weight). In conjunction with a trial model, CTS allows the evaluation of such interactions, taking into account uncertainty and trial design factors, including the implications of different statistical methods for the analysis of the data. Reproduced with permission from [84].



Table 1 Antiretroviral drugs currently approved for the treatment of HIV infection in children.

ARV class	Drug	Half-life	IC <sub>50</sub>	Dose
NRTI	Zidovudine	Serum 0.9-1.4 hrs	0.003-0.013 mcg/ml [19]	4-9 kg 12 mg/kg-BID
		Intracellular 3-4 hrs [18]		9-30 kg 9 mg/kg-BID >30 kg 300 mg-BID[20]
NRTI	Lamivudine	Serum 2-6 hrs	2 nM-15uM[22]	4mg/kg -BID [20]
		Intracellular 10-15 hrs[21]		
NRTI	Abacavir	Serum 1.5 hrs	0.26-4.0uM [24]	8-10 mg/kg -BID[20]
		Intracellular 12-26 hrs[23]		
NRTI	Didanosine	0.97-1.6 hrs[25]	0.49 μM[26]	20-25 kg 200 mg -QD
				25-60 kg 250 mg-QD
				>60 kg 400 mg-QD[20]
NRTI	Stavudine	0.9-1.5 hrs[27]	0.009-4μM[28]	<30 kg 1 mg/kg-BID
				>30 kg 30 mg--BID[20]

NRTI	Emtricitabine	8-10 hrs[29]	0.0013-0.64µM[29]	<3 months 3mg/Kg-QD >3 months 6mg/Kg-QD[20]
NRTI	Tenofovir	17 hrs[30]	0.04 – 8.5 uM[31]	17-22 kg 150 mg-QD 22-28 kg 200 mg-QD 28-35 kg 250 mg-QD >35 kg 300 mg-QD[19]
NNRTI	Efavirenz	40-55 hrs after multiple doses[32]	0.51 ng/mL[33]	10-15 kg 200 mg -QD 15-20 kg 250 mg-QD 20-25 kg 300 mg-QD 25-32.5 kg 350 mg QD 32.5-40 kg 400 mg-QD >40 kg 600 mg-QD[20]
NNRTI	Nevirapine	25-30 hrs[34]	10ng/ml[34]	150-200mg/m <sup>2</sup> -BID[20]
NNRTI	Rilpivirine (>12 years)	34-55 hrs [35]	0.1-2 nM [36]	25 mg-QD [20]
Boosted PI	Lopinavir/ ritonavir	5-6 hrs[37]	0.04- 0.18ug/mL[37]	< 15 kg 12/3 mg/kg-BID > 15 kg 10/2.5 mg/kg -BID[20]

RIPT

Boosted PI	Atazanavir/ritonavir	9.9 hrs [38]	1-11 ng/ml [ 39]	5-15 kg 200/80 mg-(powder) QD 15-20 kg 150/100 mg-QD 20-40 kg 200/100 mg-QD >40 kg 300/100 mg-QD [20]
Boosted PI	Darunavir/ritonavir	6.48 hrs [38]	55 ng/mL [40]	10-11 kg 200/32 mg-BID 11-12 kg 220/32 mg-BID 12-13 kg 240/40 mg-BID 13-14 kg 260/40-BID 14-15 kg 280/48 mg-BID 15-30 kg 375/48 mg-BID 30-40 kg 450/100 mg-BID >40 kg 600/100-BID [20]
Integrase inhibitor	Raltegravir	9 hrs	5 - 12 nM	<25 Kg chewable tablet up to 400 mg - BID >25 Kg 400 mg film-coated tablet- BID [20]
Integrase inhibitor	Dolutegravir (children older than 12 years and weighing more than 40 kg	13-14 hrs [41]	2.7 nM	50 mg-QD [20]



Integrase inhibitor	Elvitegravir (fixed dose combination tablet containing elvitegravir/cobicistat/emtricitabine/ tenofovir alafenamide) (children older than 12 years and weighing more than 35 kg)	~9.5 hrs [42]	0.7 nM	150/150/200/10 mg-QD [20]
---------------------	--	---------------	--------	---------------------------

MANUSCRIPT

Table 2 Antiretroviral regimens recommended for initial therapy for HIV infection in children.

<b>Preferred Regimens</b>	
Children >14 days and <2 years	Two NRTIs <b>plus</b> lopinavir/ritonavir
Children >2 years and <3 years	Two NRTIs <b>plus</b> lopinavir/ritonavir Two NRTIs <b>plus</b> raltegravir
Children ≥3 years and <12 years	Two NRTIs <b>plus</b> efavirenz Two NRTIs <b>plus</b> lopinavir/ritonavir Two NRTIs <b>plus</b> atazanavir/ritonavir Two NRTIs <b>plus</b> darunavir/ritonavir Two NRTIs <b>plus</b> raltegravir
Adolescents aged >12 years and not sexually mature*	Two NRTIs <b>plus</b> atazanavir/ritonavir Two NRTIs <b>plus</b> dolutegravir Two NRTIs <b>plus</b> darunavir/ritonavir Two NRTIs <b>plus</b> elvitegravir in fixed-dose combination containing elvitegravir/cobicistat/emtricitabine/ tenofovir alafenamide
<b>Preferred 2-NRTI Backbone Options for Use in Combination with Additional Drugs</b>	
Children younger than 3 months	zidovudine <b>plus</b> (lamivudine <b>or</b> emtricitabine)
Children > 3months and <12 years	abacavir <b>plus</b> (lamivudine <b>or</b> emtricitabine) zidovudine <b>plus</b> (lamivudine <b>or</b> emtricitabine)
Adolescents aged ≥12 years and not sexually mature*	abacavir <b>plus</b> (lamivudine <b>or</b> emtricitabine)

\*The guidelines for adolescents and adults are applicable for adolescents aged ≥12 years and sexually mature.

Table 3. Impact of different patterns of non-adherence on the risk of development of resistance for different classes of antiretroviral drugs.

	<b>NNRTIs</b>	<b>PIs</b>	<b>Boosted PIs</b>
<b>SPORADIC MISSED DOSES</b>	low risk	high risk	low risk
<b>LONG PERIOD INTERRUPTONS</b>	high risk	low risk	low risk