

Nitric Oxide Pollutant Formation in High Hydrogen Content (HHC) Syngas Flames

K.K. J. Ranga Dinesh^{1*}, J.A. van Oijen², K.H. Luo³, X. Jiang⁴

¹ Faculty of Engineering and the Environment, University of Southampton, Southampton,
SO17 1BJ, UK.

² Combustion Technology, Department of Mechanical Engineering, Eindhoven University of
Technology, 5600 MB Eindhoven, The Netherlands.

³ Department of Mechanical Engineering, University College London, Torrington Place,
London, WC1E 7JE, UK.

⁴ Engineering Department, Lancaster University, Lancaster, Lancashire, LA1 4YR, UK.

* **Corresponding Author:** K.K.J. Ranga Dinesh, Energy Technology Research Group,
Faculty of Engineering and the Environment, University of Southampton, Southampton,
SO17 1BJ, UK.

Email: Dinesh.Kahanda-Koralage@soton.ac.uk

Tel: +44 (0) 2380598301

Revised Manuscript Prepared for the International Journal of Hydrogen Energy

August 2015

Abstract

Three-dimensional direct numerical simulations (DNS) of high hydrogen content (HHC) syngas nonpremixed jet flames with a Reynolds number of $Re=6000$ have been carried out to study the nitric oxide (NO) pollutant formation. The detailed chemistry employed is the GRI 3.0 updated with the influence of the NCN radical chemistry using flamelet generated manifolds (FGM). Preferential diffusion effects have been considered via FGM tabulation and the reaction progress variable transport equation.

The DNS based quantitative results indicate a strong correlation between the flame temperature and NO concentration for the pure hydrogen flame, in which NO formation is mainly characterised by the Zeldovich mechanism. The results also indicate a rapid decrease of maximum NO values in H_2/CO syngas mixtures due to lower temperatures associated with the CO-dilution into H_2 . Results on NO formation routes in H_2/CO syngas flames show that while the Zeldovich mechanism dominates the NO formation at low strain rates, the high NO formation rate at high strain rates is entirely caused by the NNH mechanism. We also found that the Fenimore mechanism has a least contribution on NO formation in H_2/CO syngas flames due to absence of CH radicals in the oxidation of CO. It is found that, due to preferential diffusion, NO concentration exhibits higher values near the flame base depending on the hydrogen content in H_2/CO syngas fuel mixture.

Key Words: Syngas, Direct Numerical Simulation, Preferential Diffusion, Zeldovich Mechanism, NNH Mechanism

1. Introduction

In moving towards cleaner combustion technologies, high hydrogen content (HHC) alternative fuel blends are undoubtedly significant, because they are environmentally friendly and can be used as an alternative feedstock for energy resources in clean energy conversion [1-2]. There is a significant current interest in combustion of HHC syngas fuels with a broader reactant class such as hydrogen diluted with carbon monoxide. As with any fuel, the combustion of HHC syngas fuel can produce gaseous pollutant such as nitric oxides (NO_x), carbon monoxide (CO), sulphur dioxide (SO_2), volatile organic compounds (VOCs) etc. which cause a substantial negative impact on the environment. While the HHC syngas fuel burning has abilities to lower CO_2 emissions, the NO formation is critical as a pollutant, which is sensitive to local flame temperature, O atom concentrations and residence times at the NO forming conditions [3-4]. Progress with respect to further reduction of NO levels in syngas as a major pollutant requires better understanding the burning issues of clean fuels and their correlation with the pertinent chemical kinetics. Currently there is a significant interest in better understanding the NO formation in HHC syngas flames and particularly the different NO mechanisms with respect to HHC syngas fuel variability.

Many theoretical, experimental and computational efforts have been devoted to identifying mechanisms of the NO formation in turbulent jet flames. There is a wealth of experimental investigations available for NO formation in turbulent hydrogen, methane and methane/hydrogen blended nonpremixed jet flames, which includes effects of residence time on NO levels [5], NO formation and its relationship to flame temperature [6], radiation effects on NO concentration [7], and NO formation during the flame vortex interactions [8]. Experimental investigations on NO detection in turbulent premixed flames [9-11] as well as

effects of hydrogen addition on NO formation in fuel-rich and fuel-lean ethane, propane and CH₄/O₂/N₂ flames [12, 13] were also reported in the literature.

In the meantime, several computational studies of NO concentration of turbulent jet flames were also carried out. For example, stochastic modelling of NO concentration in premixed methane combustion [14], prediction of NO concentration in hydrogen nonpremixed jet flame [15], tabulation of NO chemistry for large eddy simulation of turbulent nonpremixed combustion [16], prediction of NO concentration with radiation in nonpremixed flames [17] and prediction of NO concentration in lean premixed flames [18] were also reported. In addition, several other research questions relevant to NO formations have been addressed by numerical modelling on turbulent flames, which include recent investigations of influence of airstream dilution and jet velocity on NO emission characteristics of CH₄ bluff-body flames [19], the formation/destruction mechanisms of NO in CH₄/H₂ jet flames in a hot co-flow [20] and the effects of hydrogen addition on NO characteristics in MILD (Moderate or Intense Low-oxygen Dilution) combustion of CH₄/H₂ fuel blends [21].

However, only a few investigations focused on NO formations of hydrogen-rich to hydrogen-lean H₂/CO syngas flames for laboratory scale fundamental flames as well as practical engine like conditions. For example, experimental and numerical investigations on nitric oxide formation in laboratory scale H₂/CO jet flames have been reported in the recent literature. These include experimental investigations such as NO emission characteristics and scaling of H₂/CO syngas flames [22], assess NO production from different formation routes from syngas and biogas fuel blends [23] as well as numerical studies such as effects of syngas composition and diluents on emission characteristics of syngas nonpremixed flames [24], effects of the fuel-side nitrogen dilution on the structure and NO_x formation characteristics of syngas nonpremixed flames [25], and effects of syngas composition, pressure and dilution

gases on the NO_x emission of H_2/CO syngas nonpremixed flames [26]. Limited advances have been also made in understanding the global NO formation characteristics of H_2/CO syngas flames in practical engine like conditions, for example in industrial gas turbine combustor [27] and in spark-ignition direct-injection internal combustion engine [28]. However, detailed understanding on NO formation in turbulent flames with variable fuel compositions is still lacking, particularly with respect to hydrogen-rich to hydrogen-lean H_2/CO syngas fuel blending.

Over the last several years, computationally intensive direct numerical simulation (DNS) technique which provides detailed information on turbulent reacting flows has been successfully applied to simulate a broad range of combustion problems [29-33]. Many review articles also reported advances in DNS of turbulent combustion, for example [34, 35]. However, despite many DNS investigations of turbulent combustion problems have been carried out including hydrogen combustion, no three-dimensional DNS with detailed chemistry is reported for NO formation of HHC syngas fuel burning in turbulent flames. The aim of the present work is to study the NO formation in pure hydrogen and HHC H_2/CO syngas turbulent nonpremixed jet flames using DNS and flamelet generated manifold (FGM) tabulated chemistry [36], and to explore the possibility of better understanding the behaviour of basic mechanisms of NO formations for high hydrogen content nonpremixed syngas burning. This new work on investigation of NO formation in HHC syngas fuel mixture with the influence of preferential diffusion is a continuation of our previous DNS investigations focused on burning characteristics of H_2/CO , $\text{H}_2/\text{CO}/\text{CO}_2$, $\text{H}_2/\text{CO}/\text{CO}_2/\text{N}_2$ syngas combustion [37], effects of preferential diffusion on hydrogen-rich to hydrogen-lean H_2/CO syngas combustion [38], influence of chemical reactions on major, minor and radical species concentrations of hydrogen-rich to hydrogen-lean H_2/CO syngas burning [39], analysis of the

Wobbe index, flame index, flame normal, flame surface and a micromixing process of hydrogen-rich to hydrogen-lean H_2/CO syngas flames [40], and turbulence-chemistry interaction and the local flame extinction of CO_2 -diluted oxy-syngas combustion [41].

Given the nature of HHC turbulent nonpremixed syngas combustion, it is important to ask two key questions: (i) how does NO form with respect to hydrogen content in the HHC syngas fuel mixture in turbulent nonpremixed flames, (ii) how does preferential diffusion influence NO distribution in the HHC syngas fuel mixture in turbulent nonpremixed flames. To answer these two questions, we performed a new set of unsteady compressible three-dimensional DNS calculations including a transport equation for the NO mass fraction. The remainder of the paper is organised as follows: the governing equations, chemistry and numerical details are presented in section 2 followed by results and discussion in section 3. Finally, conclusions and recommendations for further work are presented in section 4.

2. DNS Equations, Chemistry and Numerical Implementation

The set of governing equations solved in present DNS for turbulent nonpremixed jet flames is the time-dependent compressible flow Navier-Stokes equations, the energy equations, transport equations of mixture fraction, reaction progress variable and mass fraction of nitric oxide and the state equation. The governing equations for mass, momentum, energy, mixture fraction, reaction progress variable and the state equations in their non-dimensional form can be found in [38]. It is important to note that we added an additional model term for the diffusion term in the transport equation of reaction progress variable in order to include the non-unity Lewis number effects (preferential diffusion). With an additional model term, the non-dimensional transport equation of reaction progress variable, Y can be written as:

$$\frac{\partial(\rho Y)}{\partial t} + \frac{\partial(\rho u_k Y)}{\partial x_k} - \frac{1}{\text{Re Pr}} \frac{\partial}{\partial x_k} \left(\frac{\lambda}{C_p} \frac{\partial Y}{\partial x_k} \right) - \frac{1}{\text{Re Sc}_Y} \underbrace{\frac{\partial}{\partial x_k} \left(\rho D_{Y\xi} \frac{\partial \xi}{\partial x_k} \right)}_{\text{additional model term}} - \omega_Y = 0, \quad (1)$$

Here the additional term which accounts for non-unity Lewis number explicitly (preferential diffusion) is given by $\frac{\partial}{\partial x_k} \left(\rho D_{Y\xi} \frac{\partial \xi}{\partial x_k} \right)$ [38].

The non-dimensional transport equation for NO mass fraction, Y_{NO} is given by:

$$\frac{\partial(\rho Y_{NO})}{\partial t} + \frac{\partial(\rho u_k Y_{NO})}{\partial x_k} - \frac{1}{\text{Re Pr}} \frac{\partial}{\partial x_k} \left(\frac{\lambda}{C_p} \frac{\partial Y_{NO}}{\partial x_k} \right) - \omega_{Y_{NO}} = 0. \quad (2)$$

Where t stands for time, u_j is the velocity components in the x_j direction, λ stands for heat conductivity, C_p for specific heat at constant pressure, ξ is the mixture fraction, ω_Y is the source term of the progress variable, $\omega_{Y_{NO}}$ is the source term of the NO transport equation, ρ is the density, $\rho D_{Y\xi}$ is the additional diffusion coefficient for non-unity Lewis number calculation respectively. In addition, Pr, Re and Sc_Y represent Prandtl number, Reynolds number and Schmidt number respectively.

The detailed flame chemistry of HHC syngas flames is represented by databases of the FGM tabulated chemistry [36], accounting for both chemical and transport processes using the laminar flamelet concept [42]. In order to demonstrate the NO formation mechanism with respect to reaction between N_2 and CH radicals, we employed detailed chemistry tabulation with recently identified critical radical species NCN and corresponding chemical reactions in this investigation. The FGM tables were created with updated GRI-Mech 3.0 [43] with the NCN radical chemistry. The mechanism contains 54 species, in which 53 species are from

GRI 3.0 and the NCN radical, and 329 reactions, in which 325 reactions are from GRI 3.0 and 4 reactions involving the NCN radical reactions. The resolution of the manifolds is 301 points in the mixture fraction direction and 101 points in the progress variable direction. For H₂-Air combustion, the mass fraction of H₂O was selected as the progress variable, while for H₂/CO-Air combustion, sum of the mass fractions of H₂O, CO and CO₂ was selected as the progress variable.

Turbulent nonpremixed round jet flame is adopted as a model problem. The Cartesian cubic configuration of turbulent nonpremixed jet flame including domain size and boundary conditions is shown in Fig. 1. The configuration consists of 10 jet nozzle diameters (10D) in axial direction and 7 jet nozzle diameters (7D) in radial direction. There are 640×640×640 computational grid points in the L_x×L_y×L_z cubic computational domain resulting 262 million grid points. The full compressible governing equations noted above are solved using the parallel DNS flame solver, DSTAR [37-41, 44]. The equations are discretised in space on a three-dimensional Cartesian grid with high-order finite difference numerical schemes. Derivatives are computed using centered explicit schemes of order six except at boundaries where the order is progressively reduced to four [45]. Temporal integration is realized with a Runge–Kutta algorithm of order three [46]. A Courant-Friedrichs-Levy (CFL) condition for the convective terms is treated to ensure the stability of the explicit integration and determine a suitable time step. All simulations were performed at a Reynolds number of 6,000. Boundary conditions are treated with the help of non-reflecting inflow/outflow Navier-Stokes characteristics boundary condition (NSBC) [47]. The inflow mean axial velocity is specified using a hyperbolic tangent profile with profile $\bar{w} = W_{\text{fuel}}/2\{1 - \tanh[(0.5/4\delta)(r/0.5 - 0.5/r)]\}$ with $r = \sqrt{(x-0.5L_x)^2 + (y-0.5L_y)^2}$. Here r is the radial

direction of the round jet, originating from the centre of the inlet domain ($0 \leq x \leq L_x, 0 \leq y \leq L_y$). The initial momentum thickness δ was chosen to be 10% of the jet radius. The inflow turbulent fluctuations were artificially generated in a sinusoidal form and added to all three velocity components. The boundary conditions for scalars such as mixture fraction and reaction progress at outlet boundary were specified with zero-gradient. Table 1 summarised the fuel compositions of the three numerically simulated HHC flames H, HCO1 and HCO2, their stoichiometric mixture fractions, adiabatic flame temperatures, and physical and numerical parameters for turbulent round jet configuration.

3. Results and Discussion

In the following, the NO formation mechanisms and results are presented and discussed under three sections with two principal aims. The first section discusses basic mechanisms of NO formation. The second section compares the NO formation of pure hydrogen flame H between the unity Lewis number case and the non-unity Lewis number case. This section also discusses comparison between the DNS data and the experimental measurements in order to demonstrate the accuracy of DNS based NO prediction with the influence of preferential diffusion. The third and final section discusses the NO distributions of pure hydrogen flame H, H₂/CO syngas flames HCO1 and HCO2 with the influence of preferential diffusion by highlighting corresponding basic NO mechanisms and dominant chemical reactions. The results are discussed in several forms which include instantaneous contour plots, one-point data analysis and probability density function distributions. Subsequently, important chemical reactions and mechanisms for NO formation are highlighted, where HHC fuels are unique in terms of pollutant formation during combustion.

3.1 Basic mechanisms of NO formation

Generally, there are two well-known routes for NO formation in combustion environments, namely the thermal-NO [48] and prompt-NO [49] mechanisms. Moreover, there exist two additional routes for NO formations, known as the N₂O route [50] and the NNH route [51]. The thermal NO mechanism involves breaking up N₂ triple-bond by O atoms at high temperature, which includes two principal reactions proposed by Zeldovich [48]:



and the reaction of N atom with OH radical:



The Eqs. (3), (4) and (5) involve radical species O, N, H and OH that are initially formed through decomposition or abstraction reactions. Due to the inherent stability of the N₂ molecule, considerable energy is required to oxidise N₂, and thus thermal NO is only formed in appreciable quantities at temperatures approximately above 1700K.

The Fenimore's prompt-NO mechanism [49] involves reaction between N₂ and CH radicals which was originally described through HCN such that:





However, recent studies have shown that the NCN radical is the major pathway to prompt NO for the reaction CH+N₂ [52]. In the present work, we consider the NCN radical pathway to study prompt-NO, which includes two major reactions [53]:



The N₂O route [50] is originated by the N₂O interaction with radicals H or O and yield NO and can be described by the following elementary reactions:



The NNH route [51] takes place due to the reaction of H radicals with N₂ and it is likely that the NNH route can have an important role in the hydrogen combustion primarily at short residence times [54] and includes reactions:



and the reaction of NNH and O has the following channels: NH+NO, N₂O+H and N₂+OH [51].

3.2 Preferential diffusion effects on NO formation in hydrogen flame H

In order to identify the influence of preferential diffusion on NO formation and distribution, we compare instantaneous three-dimensional NO structures, and scattered data of NO mass fraction in the mixture fraction space between the unity Lewis number and the non-unity Lewis number cases as shown in Fig.2. Three-dimensional structure of mass fraction of NO displays local increase of NO values with strong vortical structures in shear layer region and outer region layer in the non-unity Lewis number case compared to the unity Lewis number case. It is seen from the unity-Lewis number three-dimensional structure that the high NO zone is insensitive to steady straining in the absence of non-unity Lewis number. This confirms that the strain rate effects remain closely tied to non-unity Lewis number and preferential diffusion effects and therefore NO formation for hydrogen flame H. Fig. 2 (bottom) shows scattered NO values of the full domain and the near nozzle region between the unity Lewis number and the non-unity Lewis number. The scattered data of the non-unity

Lewis number case show much higher NO values compared to the unity Lewis number case for each mixture fraction range of NO values around the stoichiometric mixture fraction region, and on the fuel-lean side.

In order to evaluate the success of DNS predictions of quantitative NO values, we now discuss the comparison of mass fraction of NO values with the closest possible experimental data of turbulent nonpremixed hydrogen jet flame carried out by Barlow and Carter [6]. Fig. 3 shows comparisons for scattered data of NO values between DNS values (a1, b1, c1) and the experimental data (a2, b2, c2) at three different downstream axial locations $z=4, 8$ and 10 . It is important to note that DNS of nonpremixed hydrogen jet flame was performed at a Reynolds number of 6000, while experimental investigation was carried out at a much higher Reynolds number of 10000. With two different Reynolds numbers, one can expect differences in the jet shear layer on the developing flames. For example, the shear layer dynamics affect the internal chemical structure including NO formation. Despite the difference of Reynolds number and its influence on flow field and flame structure, the comparison between DNS data and the experimental measurements show reasonably good agreement at all three axial locations. Particularly, we observe the occurrence of peak NO values on fuel lean side close to stoichiometric mixture fraction of 0.028 for DNS data (Fig. 3 (a1, b1, c1)). This has been also observed by the experimental measurements (Fig. 3 (a2, b2, c2)). In summary, the comparison between DNS results and the experimental measurements indicates that our DNS results with the inclusion of preferential diffusion reasonably predict the NO formation and its distribution in turbulent nonpremixed hydrogen flame.

3.3 NO formation in hydrogen flame H and H₂/CO syngas flames HCO1 and HCO2 with the influence of preferential diffusion

Instantaneous cross-sectional mid-plane contour plots of flame temperature and mass fraction of NO at non-dimensional time instant $t=30$ are shown in Fig.4. To obtain an idea of the temperature distribution and NO formation more locally, and to facilitate the subsequent one-point data analysis, the flames are divided into three different zones, defined as the upstream zone A ($0 < z < 2$), intermediate zone B ($2 < z < 8$) and downstream zone C ($8 < z < 10$). The flame structures between the three cases show large differences with respect to CO-dilution, which is a regulated pollutant and a component of unburned syngas, resulting from inefficient mixing that yields equivalence ratio outside the ignition range and an incomplete combustion of hydrocarbon species in the syngas. The flame temperatures of the three flames show a decreasing maximum value but an increasing vortical level from flames H to HCO1 and HCO2, because of the decreasing hydrogen content and the increasing CO content in H₂/CO syngas fuel mixture. Moreover, temperature distributions in Fig.4 show intense burning and strong flame width for the pure hydrogen flame H, but moderate burning and relatively weak flame width for the CO-diluted HCO1 and HCO2 syngas flames depending on the CO content in syngas fuel mixture. It is important to note that the similar flame appearances were recently observed by Hwang et al. [22] in their experimental investigation for turbulent nonpremixed pure H₂, H₂-rich H₂/CO syngas, and H₂ and CO equally blended H₂/CO syngas jet flames at Reynolds number of 9000.

Furthermore, as seen in Fig. 4 the distribution of NO mass fraction exhibits some formation near the flame base in zone A for the pure hydrogen flame H. The contour plots indicate a strong correlation between the flame temperature and the mass fractions of NO, particularly for the pure hydrogen flame H. Moreover, as we move downstream in Fig. 4, pockets of high

NO values are apparent for H₂/CO syngas flames HCO1 and HCO2 at intermediate zone B and downstream zone C. The rise of NO concentration of H₂/CO syngas flames at these pockets may also correspond to regions with high scalar dissipation rate. In addition, large fluid parcels can be observed in the vortical regions of the upstream jet of all cases, as indicated by the distributions of temperature and NO mass fractions, indicating the existence of non-reacting zones associated with the flow structures in the reacting flow field.

For the pure hydrogen flame, NO is mainly formed through the Zeldovich mechanism (Eqs. (3), (4) and 5)) as the Fenimore mechanism cannot occur at all due to the absence of CH radicals. Furthermore, the formation of NO appears to be rapid for the pure hydrogen flame H, thus indicating possible reaction between H radicals and N₂ via the NNH mechanism (Eqs. (13) and (14)).

However, NO formation mechanism in H₂/CO blended syngas flames is questionable and needs further analysis. To investigate the NO formation mechanisms in hydrogen-rich H₂/CO syngas flame HCO1, laminar counterflow flames are computed by using an updated GRI 3.0 mechanism with 54 species and 329 reactions [43]. In the following, the results of two calculations having different strain rates are compared. The strain rates are selected such that one flame is close to chemical equilibrium ($a=1\text{ s}^{-1}$) and the other is close to extinction ($a=1\times 10^4\text{ s}^{-1}$). Fig.5 (a) and (b) shows the temperature and net NO formation rate as functions of mixture fraction. A high strain induces high gradients and therefore high conductive heat losses, which lead to a relatively low flame temperature. It is observed that the higher temperature of the low strained flame does not lead to a higher NO formation rate. While the Zeldovich mechanism is expected to produce more NO for the low-strained flame, the net formation rate is actually higher for the high-strained flame with the lower temperature. To further investigate this behaviour in hydrogen-rich H₂/CO syngas flame, the

contributions of various NO formation mechanisms are analysed. In Fig.6 (a) and (b) the reaction rates of different NO formation routes are plotted for the two cases. It is found that low strained H₂/CO syngas flame with the highest flame temperature, the Zeldovich mechanism accounts for almost the total NO production. Other NO formation mechanisms have a negligible contribution. However, in the high strained syngas flame, the Zeldovich formation rate is virtually zero, because of the low temperature. Fig. 6(a) and (b) also show that the Fenimore mechanism is negligible in low and high strain rates cases, because CH radicals are not formed in the oxidation of CO. Interestingly, we found that the high NO formation rate in the high strained syngas flame is almost exclusively caused by the NNH route. The high concentration of H radicals results in a high formation rate of NNH (Eq. 13). The NNH radicals then can react with O radicals to form NO and NH (Eq. 14). The NH radicals subsequently react with various partners to form NO directly or via N and HNO.

In summary, for hydrogen-rich H₂/CO syngas flames the NO formation rate is highest at low flame temperatures, i.e. at high strain (or scalar dissipation) rates. At high temperatures (i.e. at low strain), the Zeldovich mechanism is the main NO formation route, but at low temperatures the NNH route dominates. The Fenimore mechanism has a negligible contribution in low and high strained rates, because the concentration of CH radicals is practically zero. Moreover, the present findings of NO distribution in hydrogen-rich and hydrogen-lean H₂/CO syngas flames are also consistent with recent NO study carried out by Shih and Hsu [26] for their one-dimensional laminar opposed-jet syngas nonpremixed flames, in which they found that hydrogen-rich H₂/CO syngas flames produce NO emission from Zeldovich and NNH routes.

Figs. 7-9 show the instantaneous scatter plots of flame temperature, mass fraction of NO and source term of the transport equation of NO versus mixture fraction in zones A, B and C. The

scattered data of pure H₂ flame H does not exhibit local flame extinction for all three zones. It is observed that the range of mixture fraction for pure H₂ flame H is much narrower than CO-diluted flames HCO1 and HCO2. As a result of the preferential diffusion effects, the peak temperature occurs on the lean side of the stoichiometric mixture fraction, which are the strongest for the flame H. The wide range of mixture fraction distribution at a fixed temperature can be attributed to the preferential diffusion which enhances the chemical reactions at the molecular level and leads to chemical reactions at leaner conditions with high flame temperatures. However, this behaviour is starting to deviate more towards local extinction with CO addition to H₂. The scattered data of flame temperature of both the flames HCO1 and HCO2 show that a wide range of temperature is found in a range of relatively high mixture fraction compared to the pure H₂ flame H.

The scatter data of mass fraction of NO between the three flames show noticeable differences in zones A, B and C. The pure hydrogen flame H shows considerably higher flame temperatures for all three zones therefore highest NO values compared to the CO-diluted H₂/CO flames. For example, the scatter data of temperature in Figs. 7-9 show the peak values of 2637K for pure hydrogen flame H, 2480K for H₂-rich H₂/CO syngas flame HCO1 and 2434K for equally blended H₂/CO syngas flame HCO2. The NO concentration of flame H shows the peak values of 150 (ppm) in zone A, 130 (ppm) in zone B and over 150 (ppm) in zone C. This confirms the formation of high NO concentration near the flame base for the hydrogen flame due to high diffusivity, mainly via the Zeldovich mechanism with possible influence from the NNH mechanism. The scatter plots also reveal decrease of the maximum NO value due to lower temperature of the post-flame gas with respect to CO-dilution, thereby reducing the contribution of the Zeldovich mechanism. The NNH mechanism takes place in a thin area of the flame with large concentration of H radical and therefore can be the dominant

route of NO formation in H₂/CO syngas combustion. For example, the NO concentration of syngas flame HCO1 shows peak values of 90 (ppm) in zone A, 120 (ppm) in zone B and 110 (ppm) in zone C. A similar trend is also observed for the syngas flame HCO2. Furthermore, more populated NO concentration forms for the entire mixture fraction range at the upstream zone A for all three flames irrespective of the fuel mixture. However, this behaviour disappears in zone B, where NO concentrations start to compress towards fuel lean side. Similar trends with further compact NO concentrations are observed in zone C.

In addition to the differences found for the NO concentration, differences are also exhibited for the source term of the NO transport equation for all three flames. To identify the distribution between the NO concentration and the source term of the NO transport equation, scatter plots of the source term of the NO transport equation are also plotted in zones A, B and C respectively. For pure hydrogen flame H, densely populated NO source term particles are found in the fuel lean region with a Gaussian shape distribution. However, as seen in syngas flames HCO1 and HCO2, the Gaussian shape is slightly deviated with CO-dilution. It is also noticed that the negative values of NO source term occur for CO-diluted flames HCO1, HCO2, while it shows zero as a minimum value for the undiluted flame H. There is also a considerable difference in the maximum values of the NO source term between the three cases depending on the amount of CO-dilution in the fuel.

To explicitly identify the behaviour of NO formation and its relation with temperature, conditional mean value of mass fraction of NO as a function of temperature and probability density functions (pdf) of temperature and NO mass fraction are plotted. Fig. 10 shows the conditional mean values of mass fraction of NO as a function of temperature for pure hydrogen flame H and H₂/CO syngas flames HCO1 and HCO2. The conditional mean values of NO show considerably high peak for hydrogen flame H compared to syngas flames HCO1

and HCO₂ at high temperature regions with main contribution from the Zeldovich route. It is also observed in Fig. 8 that CO addition (HCO1 and HCO2) tends to reduce the strength of high NO peak value considerably. This effect is presumably due to considerable energy required to oxidise highly stable N₂ molecule as the CO-dilution lower the flame temperature and therefore energy level.

Figs. 11 and 12 show pdf of temperature and NO mass fraction for flames H, HCO1 and HCO2. The pdf distribution of pure hydrogen flame H remains fully Gaussian with significantly high NO values at high temperature. However, pdfs of H₂/CO syngas flames HCO1 and HCO2 display a relatively less-Gaussian behaviour compared to pure hydrogen flame H. From Figs. 11 and 12 one can conclude that pdf of NO mass fraction has a large variance for pure hydrogen flame H in which data points are spread out around the mean and from each other, but relatively a small variance for CO-diluted flames HCO1 and HCO2 in which data points tend to be close to the mean values and hence to each other.

It is known that the NO chemistry is sensitive to reactions governing the fuel oxidation and the present results indicate possible avenues for future studies of important interactions between emissions. In particular, further investigation on NO-CO interactions and their correlation with main CO oxidation reaction $\text{OH} + \text{CO} \leftrightarrow \text{H} + \text{CO}_2$ flame temperature and effective flame zone residence time of syngas combustion would be of great interest. In the future, NO-CO interactions via the NCN radicals will be investigated in detail, which will help us to further understand how critical pollutants interact with each other in hydrogen-rich and hydrogen-lean syngas combustion.

4. Conclusions

Nitric oxide formation in hydrogen and hydrogen-rich H₂/CO syngas turbulent nonpremixed jet flames have been investigated using direct numerical simulation and tabulated FGM chemistry. Simulations were performed at a Reynolds number of 6000. The influence of preferential diffusion on nitric oxide formation is checked by comparing DNS results between the unity Lewis number and the non-unity Lewis number cases. Statistics of instantaneous flame temperature, mass fraction of NO, source term of transport equation of NO, conditional mass fraction of NO, and probability density functions of NO from direct numerical simulations were compared for pure hydrogen flame H and two hydrogen-rich H₂/CO syngas flames.

The main conclusions are as follows:

- a. In pure hydrogen flame and hydrogen-rich syngas flames studied here, the peak temperature occurs on the lean side of the stoichiometric mixture fraction as a result of the preferential diffusion effects associated with the hydrogen content in the fuel mixture, which are the strongest for pure hydrogen flame.
- b. Comparing statistics of NO distribution between the unity Lewis number and the non-unity Lewis number showed that preferential diffusion plays a significant role in capturing accurate and higher NO levels depending on the hydrogen content in the fuel mixture.
- c. The analysis indicates a strong correlation between the flame temperature and the mass fractions of NO, particularly for the flame H, in which NO is mainly formed through the Zeldovich mechanism and partially via the NNH mechanism.
- d. The results also indicate a decrease of NO concentration values due to the lower temperature of the post-flame gas with respect to CO-dilution in the H₂/CO syngas

mixture, thereby reducing the contribution of the Zeldovich mechanism. To fill the gap, the NNH mechanism takes place in a thin area of the flame with the presence of high concentration of H radical results in a high formation rate of NNH. The Fenimore mechanism is not found due to absence of CH radical in the H₂/CO syngas mixture.

Acknowledgement

This work was sponsored by the Engineering and Physical Sciences Research Council (EPSRC), under the grant EP/L025051/1. Computing resources on UK National Supercomputer ARCHER funded by the EPSRC grant No. EP/J016381/2 are gratefully acknowledged.

References

1. Winter CJ. Hydrogen energy — Abundant, efficient, clean: A debate over the energy-system-of-change. *Int J Hydrogen Energy* 2009; 34: S1-S52.
2. Ma F, Li S, Zhao J, Qi Z, Deng J, Naeve N, He Y, Zhao S. A fractal-based quasi-dimensional combustion model for SI engines fuelled by hydrogen enriched compressed natural gas. *Int J Hydrogen Energy* 2012; 37: 9892-9901.
3. Christodoulou F, Megaritis A. Experimental investigation of the effects of separate hydrogen and nitrogen addition on the emissions and combustion of a diesel engine. *Int J Hydrogen Energy* 2013; 38: 10126-10140.
4. Christodoulou F, Megaritis A. Experimental investigation of the effects of simultaneous hydrogen and nitrogen addition on the emissions and combustion of a diesel engine. *Int J Hydrogen Energy* 2014; 39: 2692-2702.
- 5 Driscoll JF, Chen R, Yoon Y. Nitric oxide levels of turbulent jet diffusion flames: Effects of residence time and damkohler number. *Combust Flame* 1992; 88: 37-49.
6. Barlow RS, Carter CD. Relationships among nitric oxide, temperature, and mixture fraction in hydrogen jet flames. *Combust Flame* 1996; 104: 288-299.
7. Frank JH, Barlow RS, Lundquist C. Radiation and nitric oxide formation in turbulent non-premixed jet flames. *Proc Combust Inst* 2000; 28: 447-454.
8. Santoro VS, Kyritsis DC, Smooke MD, Gomez A. Nitric oxide formation during flame/vortex interaction. *Proc Combust Inst* 2002; 29: 2227-2233.
9. Williams BA, Pasternack L. The effects of nitric oxide on premixed flames of CH₄, C₂H₆, C₂H₄ and C₂H₂. *Combust Flame* 1997; 111: 87-110.
10. Konnov AA, Dyakov IV, De Ruyck J. Nitric oxide formation in premixed flames of H₂+CO+CO₂ and air. *Proc Combust Inst* 2002; 29: 2171-2177.

11. Herrmann K, Boulouchos K. Nitric oxide detection in turbulent premixed methane/air flames. *Proc Combust Inst* 2005; 30: 1517-1525.
12. Sepman AV, van Essen VM, Mokhov AV, Levinsky HB. The effects of hydrogen addition on Fenimore NO formation in low-pressure, fuel-rich-premixed, burner-stabilized CH₄/O₂/N₂ flames. *Int J Hydrogen Energy* 2008; 33:5850-5857.
13. Sepman AV, Mokhov AV, Levinsky HB. The effects of hydrogen addition on NO formation in atmospheric-pressure, fuel-rich-premixed, burner-stabilised methane, ethane and propane flames, *Int J Hydrogen Energy* 2011; 36: 4474-4481.
14. Cannon SM, Brewster BS, Smoot LD. Stochastic Modelling of CO and NO in Premixed Methane Combustion. *Combust Flame* 1998; 113: 135-146.
15. Barlow RS, Smith NSA, Chen JY, Bilger RW. Nitric oxide formation in dilute hydrogen jet flames: isolation of the effects of radiation and turbulence-chemistry submodels. *Combust Flame* 1999; 117: 4-31.
16. Skottene M, Rian KE. A study of NO_x formation in hydrogen flames. *Int J Hydrogen Energy* 2007; 32: 3572-3585.
17. Godel G, Domingo P, Vervisch L. Tabulation of NO_x chemistry for Large-Eddy Simulation of non-premixed turbulent flames. *Proc Combust Inst* 2009; 32: 1555-1561.
18. Zoller BT, Allegrini JM, Mass U, Jenny P. PDF model for NO calculations with radiation and consistent NO-NO₂ chemistry in non-premixed turbulent flames. *Combust Flame* 2011; 158: 1591-1601.
19. Roy RN, Sreedhara S. A numerical study on the influence of airstream dilution and jet velocity on NO emission characteristics of CH₄ and DME bluff-body flames. *Fuel* 2015; 142: 73-80.

20. Wang F, Li P, Zhang J, Mei Z, Mi J, Wang J. Routes of formation and destruction of nitrogen oxides in CH₄/H₂ jet flames in a hot co-flow. *Int J Hydrogen Energy* 2015; 40: 6228-6242.
21. Li P, Wang F, Mi J, Dally BB, Mei Z, Zhang J, Parente A. Mechanisms of NO formation in MILD combustion of CH₄/H₂ fuel blends. *Int J Hydrogen Energy* 2014; 39: 19187-19203.
22. Hwang J, Sohn K, Bouvet N, Yoon Y. NO_x scaling of syngas H₂/CO turbulent non-premixed jet flames. *Combust Sci Tech* 2013; 185: 1715-1734.
23. Watson GMG, Munzar JD, Bergthorson JM. NO formation in model syngas and biogas blends, *Fuel* 2014; 124: 113-124.
24. Giles DE, Som S, Aggarwal SK. NO_x emission characteristics of counterflow syngas diffusion flames with airstream dilution. *Fuel* 2006; 85: 1729-1742.
25. Lee J, Park S, Kim Y. Effects of fuel-side nitrogen dilution on structure and NO_x formation of turbulent syngas non-premixed jet flames. *Energy Fuels* 2012; 26: 3304-3315.
26. Shih HY, Hsu JR. Computed NO_x emission characteristics of opposed-jet syngas diffusion flames. *Combust Flame* 2012; 159: 1851-1863.
27. Lee MC, Seo SB, Yoon J, Kim M, Yoon Y. Experimental study on the effect of N₂, CO₂, and steam dilution on the combustion performance of H₂ and CO synthetic gas in an industrial gas turbine. *Fuel* 2012; 102:431-438.
28. Hagos, F. Y, Aziz, A.R. A, Sulaiman S.A. Syngas (H₂/CO) in a spark-ignition direct-injection engine. Part 1: combustion, performance and emissions comparison with CNG, *Int J Hydrogen Energy* 2014; 39:17884-17895.
29. Day MS, Bell JB, Gao X, Glarborg P. Numerical simulation of nitrogen oxide formation in lean premixed turbulent H₂/O₂/N₂ flames. *Proc Combust Inst* 2011; 33: 1591-1599.
30. Lee UD, Yoo CS, Chen JH, Frank JH. Effect of NO on extinction and re-ignition of vortex-perturbed hydrogen flames. *Combust Flame* 2010; 157: 217-229.

31. Hilbert R, Thevenin D. Influence of differential diffusion on maximum flame temperature in turbulent nonpremixed hydrogen/air flames. *Combust Flame* 2004; 138: 175-187.
32. Yoo CS, Sankaran R, Chen JH. Three-dimensional direct numerical simulation of a turbulent lifted hydrogen jet flame in heated co-flow: flame stabilization and structure. *J Fluid Mech* 2009; 640: 453-481.
33. van Oijen JA. Direct numerical simulation of autoigniting mixing layers in MILD combustion. *Proc Combust Inst* 2013; 34: 1163-1171.
34. Westbrook CK, Mizobuchi Y, Poinso TJ, Smith PJ, Warnatz J. Computational combustion. *Proc Combust Inst* 2005; 30: 125-157.
35. Chen JH. Petascale direct numerical simulation of turbulent combustion- fundamental insights towards predictive models. *Proc Combust Inst* 2011; 33: 99-123.
36. van Oijen JA, de Goey LPH. Modelling of premixed laminar flames using flamelet-generated manifolds. *Combust Sci Tech* 2000; 161: 113-137.
37. Ranga Dinesh KKJ, Jiang X, van Oijen JA, Bastiaans RJM, de Goey LPH. Influence of fuel variability on the characteristics of impinging nonpremixed syngas burning. *Proc Combust Inst* 2013; 34: 3219-3229.
38. Ranga Dinesh KKJ, Jiang X, van Oijen JA, Bastiaans RJM, de Goey LPH. Hydrogen-enriched nonpremixed jet flames: effects of preferential diffusion. *Int J Hydrogen Energy* 2013; 38: 4848-4863.
39. Ranga Dinesh KKJ, Jiang X, van Oijen JA. Hydrogen-enriched non-premixed jet flames: compositional structures with near-wall effects. *Int J Hydrogen Energy* 2013; 38: 5150-5164.
40. Ranga Dinesh KKJ, Jiang X, van Oijen JA. Hydrogen-enriched non-premixed jet flames: analysis of the flame surface, flame normal, flame index and Wobbe index. *Int J Hydrogen Energy* 2014; 39: 6753-6763.

41. Ranga Dinesh KKJ, Jiang X, van Oijen JA. Near-field local flame extinction of oxy-syngas non-premixed jet flames: a DNS study. *Fuel* 2014; 130: 189-196.
42. Peters N. *Turbulent combustion*. Cambridge Uni. Press. 2000.
43. Smith GP, Golden DM, Frenklach M, Moriarty NW, Eiteneer B, Goldenberg M, Bowman CT, Hanson RK, Song S, Gardiner WC, Lissianski VV, Qin Z, <http://www.me.berkeley.edu/gri_mech>.
44. Luo KH. Combustion effects on turbulence in a partially premixed supersonic diffusion flame. *Combust Flame* 1999; 119: 417-435.
45. Lele SK. Compact finite difference schemes with spectral-like resolution. *J of Comput Phy* 1992; 103: 16-42.
46. Williamson JH. Low-storage Runge-Kutta schemes. *J of Comput Phy* 1980; 35: 48-56.
47. Poinot TJ, Lele SK. Boundary conditions for direct simulations of compressible viscous flows. *J of Comput Phy* 1992; 101: 104-129.
48. Zeldovich YB. The oxidation of nitrogen in combustion and explosions, *Acta Physicochim* 1946; 21: 577-628.
49. Fenimore CP. Formation of nitric oxide in premixed hydrocarbon flames. *Symposium (Int) on Combustion* 1971; 13: 373-380.
50. Wolfrum J. Bildung von Stickstoffoxiden bei der Verbrennung. *Chem Ing-Tech* 1972; 44 :656-659.
51. Bozzelli JW, Dean AM. O+ NNH: A possible new route for NO_x formation in flames. *Int J Chem Kinet* 1995; 27: 1097-1109.
52. Moskaleva LV, Lin MC. The spin-conserved reaction CH+N₂→H+NCN: A major pathway to prompt no studied by quantum/statistical theory calculations and kinetic modelling of rate constant. *Proc Combust Inst* 2000; 28: 2393-2402.

53. Konnov AA. Implementation of the NCN pathway of prompt-NO formation in the detailed reaction mechanism. *Combust Flame* 2009; 156: 2093-2105.
54. Konnov AA, Javed MT, Kassman H, Irfan N. NO_x formation, control and reduction techniques. first ed. Wiley-VCH, 2010.

Tables:**Table 1.** Simulated test cases, flame properties, physical and numerical parameters.

Simulated Flames, Properties and Parameters	Flame H	Flame HCO1	Flame HCO2
Fuel Properties	100% H ₂ by volume	70% H ₂ by volume 30% CO by volume	50% H ₂ by volume 50% CO by volume
Stoichiometric mixture fraction	0.028	0.124	0.179
Adiabatic flame temperature	2637K	2480K	2434K
Jet Diameter (D)	5mm	5mm	5mm
Domain size (L _x ×L _y ×L _z)	35mm× 35mm× 50mm	35mm× 35mm× 50mm	35mm× 35mm× 50mm
Number of grid points (N _x ×N _y ×N _z)	640× 640× 640	640× 640× 640	640× 640× 640
Mean inlet jet velocity (U _j)	20.94 ms ⁻¹	20.94 ms ⁻¹	20.94 ms ⁻¹
Inlet Jet temperature	300K	300K	300K
Jet Reynolds number ¹ (Re=U _j ×D/ν)	6000	6000	6000
Velocity fluctuation ² (u'/U _j)	0.23	0.21	0.2
Integral length scale ^{2,3} (l ₃₃ /D)	0.36	0.37	0.39
Turbulence Reynolds number ^{2,3} (Re _t =u'l ₃₃ /ν)	230	224	218

¹ Kinematic viscosity at the inflow conditions, $\nu = 1.574e-05 \text{ m}^2\text{s}^{-1}$ is used to calculate the Reynolds number.

² The turbulence scales evolve from the artificial turbulence specified at the inflow. The u' value is evaluated at the 1/2 stream location along the jet centreline.

³ Integral length scale l_{33} is defined as the integral of the auto-correlation of the spanwise component of velocity in the spanwise direction. The u' value is evaluated at the 1/2 stream location along the jet centreline.

Figure Captions

Fig.1. Configuration of the turbulent non-premixed round jet flame. Fuel is injected from the fuel inlet with a nozzle diameter D (here we show iso-contours of flame structure of hydrogen flame H and dashed line indicates the flammable layer).

Fig.2. Comparison of iso-contours of NO mass fraction, scatter plots of NO mass fraction vs. mixture fraction at full domain ($0 \leq z \leq 10$), and scatter plots of NO mass fraction vs. mixture fraction at near nozzle region ($z \leq 2$) between unity Lewis number (a1, b1, c1) and non-unity Lewis number (a2, b2, c2) of hydrogen flame H at a non-dimensional time instant $t=30$.

Fig.3. Comparison of scatter plots of NO mass fraction vs. mixture fraction of hydrogen flame H between DNS data (a1, b1, c1) at Reynolds number of 6000, and the experimental data (a2, b2, c2) at Reynolds number of 10000, at different non-dimensional axial locations $z=4$ (a), 8 (b) and 10 (c).

Fig.4. Snapshots of flame temperature and NO mass fraction for flames H, HCO1 and HCO2 at non-dimensional time $t=30$.

Fig.5. Temperature (a) and net NO formation rate (b) as functions of mixture fraction for a low strain rate $a = 1 \text{ s}^{-1}$ and high strain rate $a = 10^4 \text{ s}^{-1}$ for syngas flame HCO1.

Fig.6. Reaction rates of different NO formation mechanisms as functions of mixture fraction (a) for a low strain rate $a = 1 \text{ s}^{-1}$ and (b) for a high strain rate $a = 10^4 \text{ s}^{-1}$ for syngas flame HCO1.

Fig.7. Scatter plots for flame temperature, NO mass fraction and source term of the transport equation of NO mass fraction vs. mixture fraction in near-inflow zone A ($0 < z < 2$) for flames H, HCO1 and HCO2 at non-dimensional time $t=30$.

Fig.8. Scatter plots for flame temperature, NO mass fraction and source term of the transport equation of NO mass fraction vs. mixture fraction in intermediate zone B ($2 < z < 8$) for flames H, HCO1 and HCO2 at non-dimensional time $t=30$.

Fig.9. Scatter plots for flame temperature, NO mass fraction and source term of the transport equation of NO mass fraction vs. mixture fraction in near-outflow zone C ($8 < z < 10$) for flames H, HCO1 and HCO2 at non-dimensional time $t=30$.

Fig.10. Conditional mean values of mass fractions of NO as a function of temperature for flames H, HCO1 and HCO2 at non-dimensional time $t=30$.

Fig.11. Probability density function (pdf) of temperature for flames H, HCO1 and HCO2 at non-dimensional time $t=30$.

Fig.12. Probability density function (pdf) of mass fractions of NO for flames H, HCO1 and HCO2 at non-dimensional time $t=30$.

Figures:

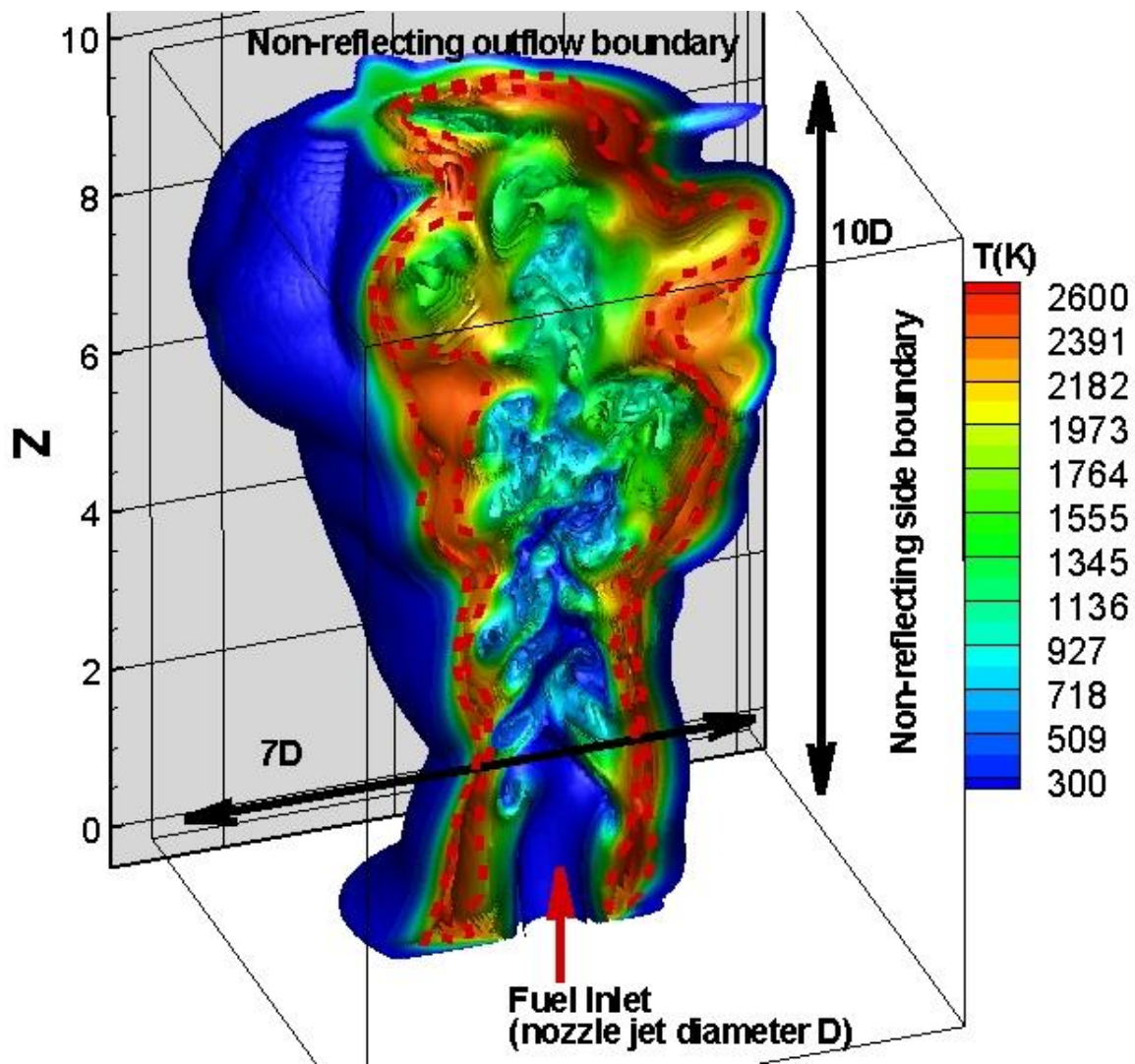


Fig.1. Configuration of the turbulent non-premixed round jet flame. Fuel is injected from the fuel inlet with a nozzle diameter D (here we show iso-contours of flame structure of hydrogen flame H and dashed line indicates the flammable layer).

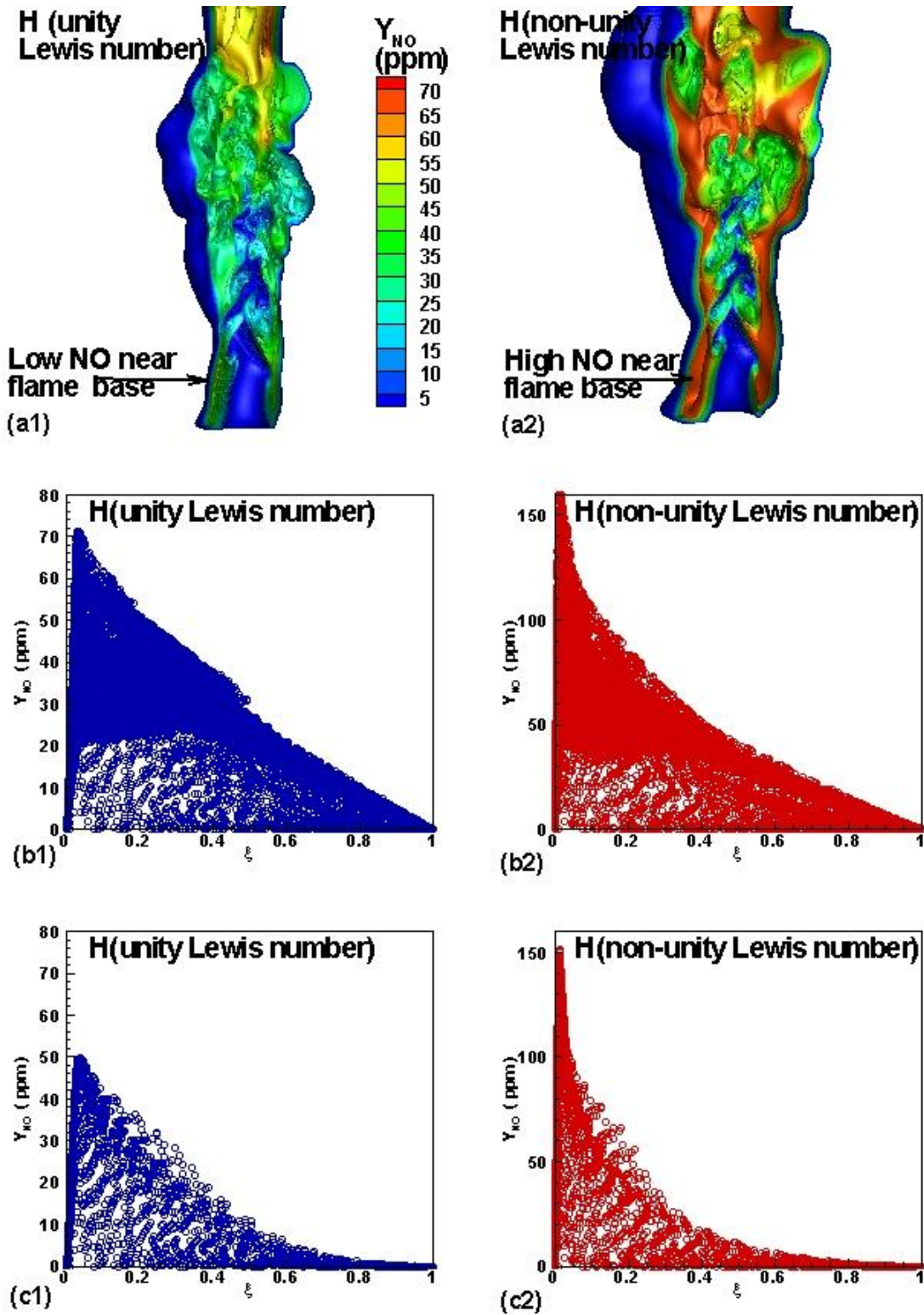


Fig.2. Comparison of iso-contours of NO mass fraction, scatter plots of NO mass fraction vs. mixture fraction at full domain ($0 \leq z \leq 10$), and scatter plots of NO mass fraction vs. mixture fraction at near nozzle region ($z \leq 2$) between unity Lewis number (a1, b1, c1) and non-unity Lewis number (a2, b2, c2) of hydrogen flame H at a non-dimensional time instant $t=30$.

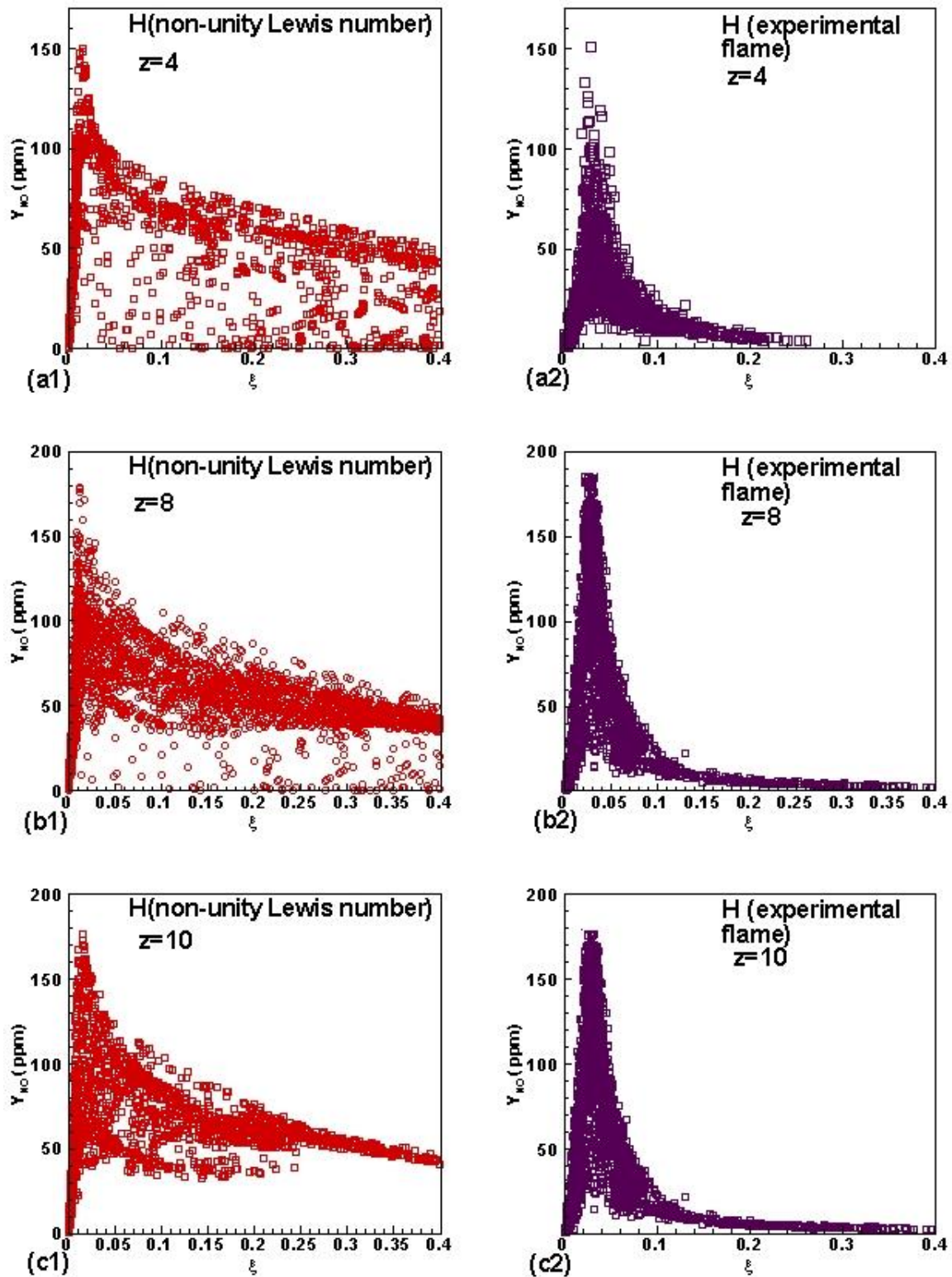


Fig.3. Comparison of scatter plots of NO mass fraction vs. mixture fraction of hydrogen flame H between DNS data (a1, b1, c1) at Reynolds number of 6000, and the experimental data (a2, b2, c2) at Reynolds number of 10000, at different non-dimensional axial locations $z=4$ (a), 8 (b) and 10 (c).

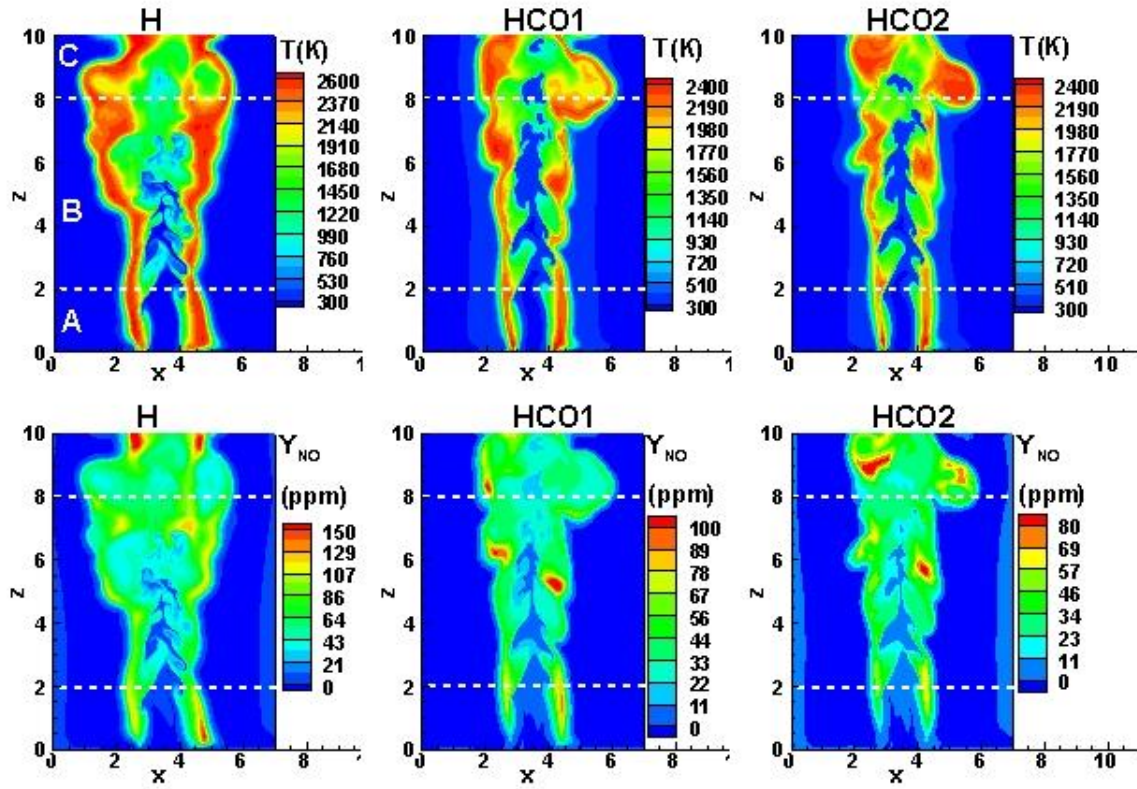
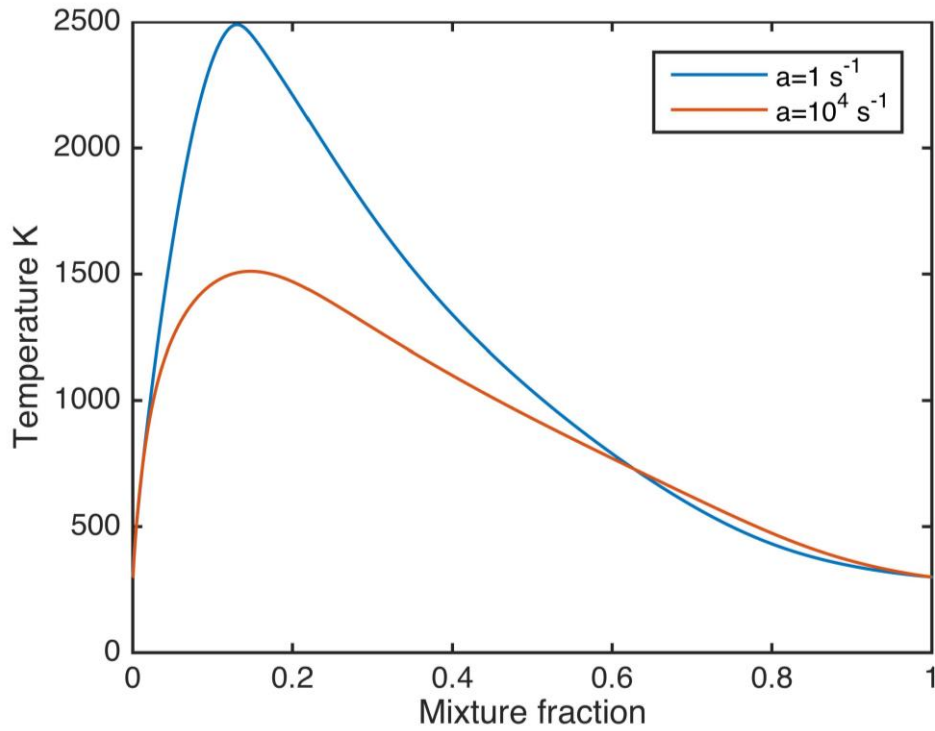
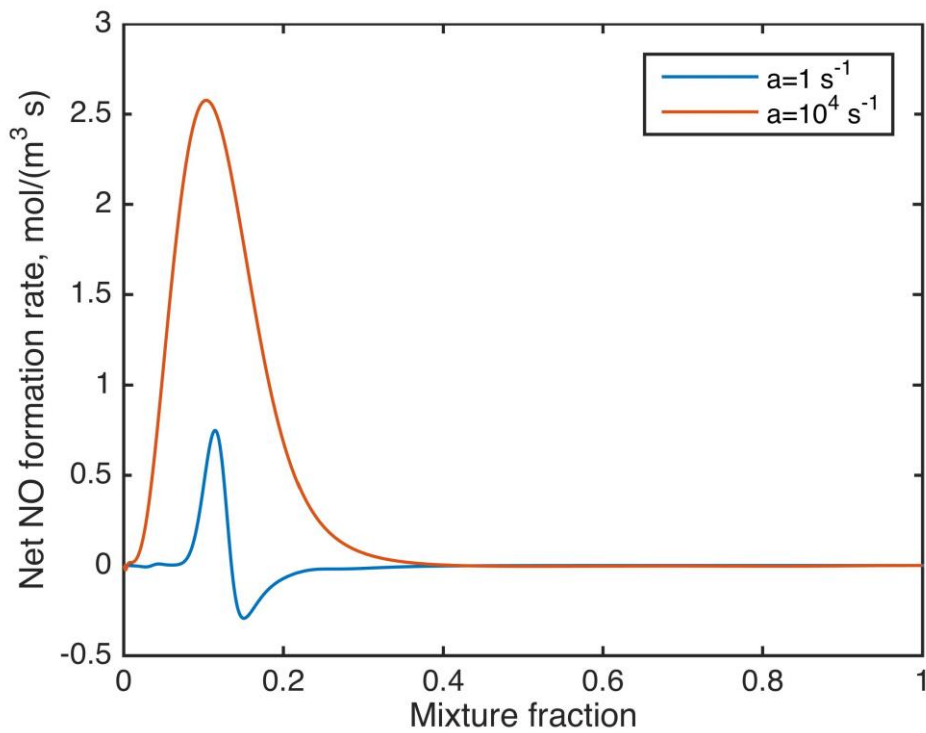


Fig.4. Snapshots of flame temperature and NO mass fraction for flames H, HCO1 and HCO2 at non-dimensional time $t=30$.

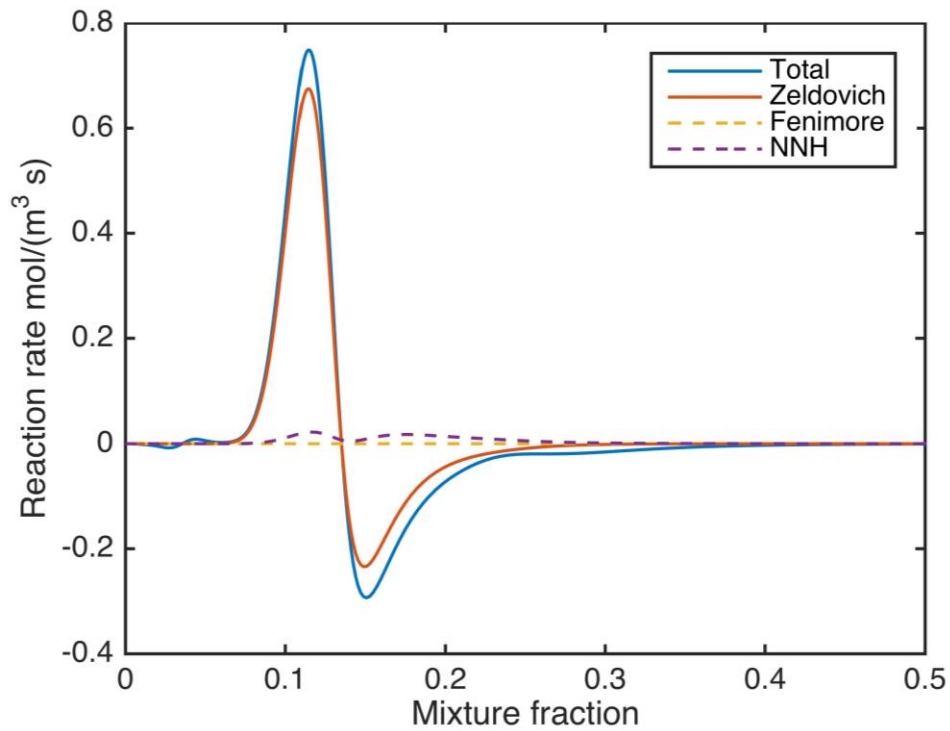


(a)

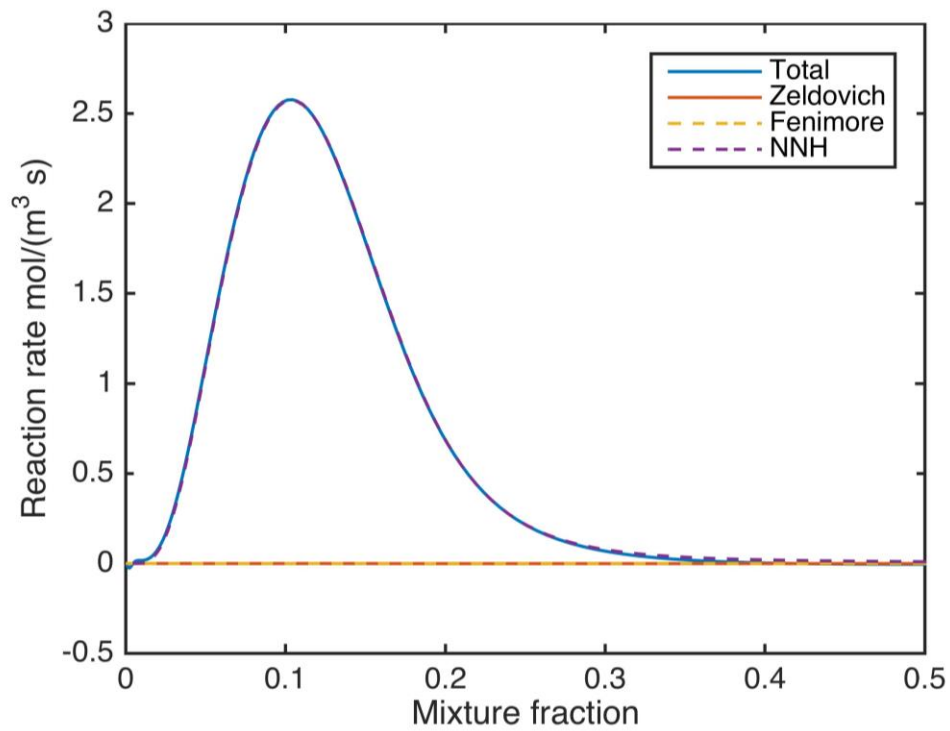


(b)

Fig.5. Temperature (a) and net NO formation rate (b) as functions of mixture fraction for a low strain rate $a=1 \text{ s}^{-1}$ and high strain rate $a=10^4 \text{ s}^{-1}$ for syngas flame HCO1.



(a)



(b)

Fig.6. Reaction rates of different NO formation mechanisms as functions of mixture fraction (a) for a low strain rate $a = 1 \text{ s}^{-1}$ and (b) for a high strain rate $a = 10^4 \text{ s}^{-1}$ for syngas flame HCO1.

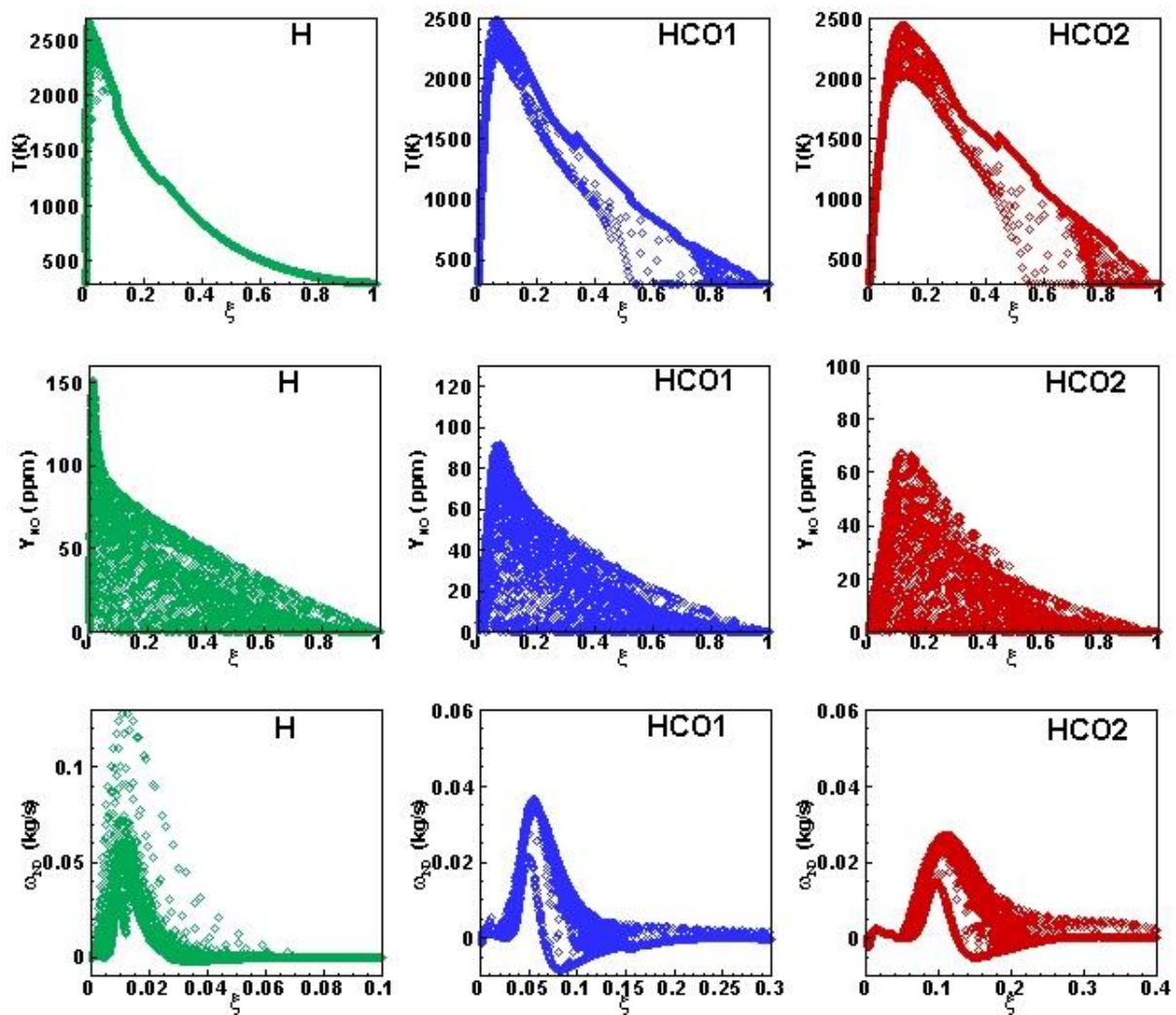


Fig.7. Scatter plots for flame temperature, NO mass fraction and source term of the transport equation of NO mass fraction vs. mixture fraction in near-inflow zone A ($0 < z < 2$) for flames H, HCO1 and HCO2 at non-dimensional time $t=30$.

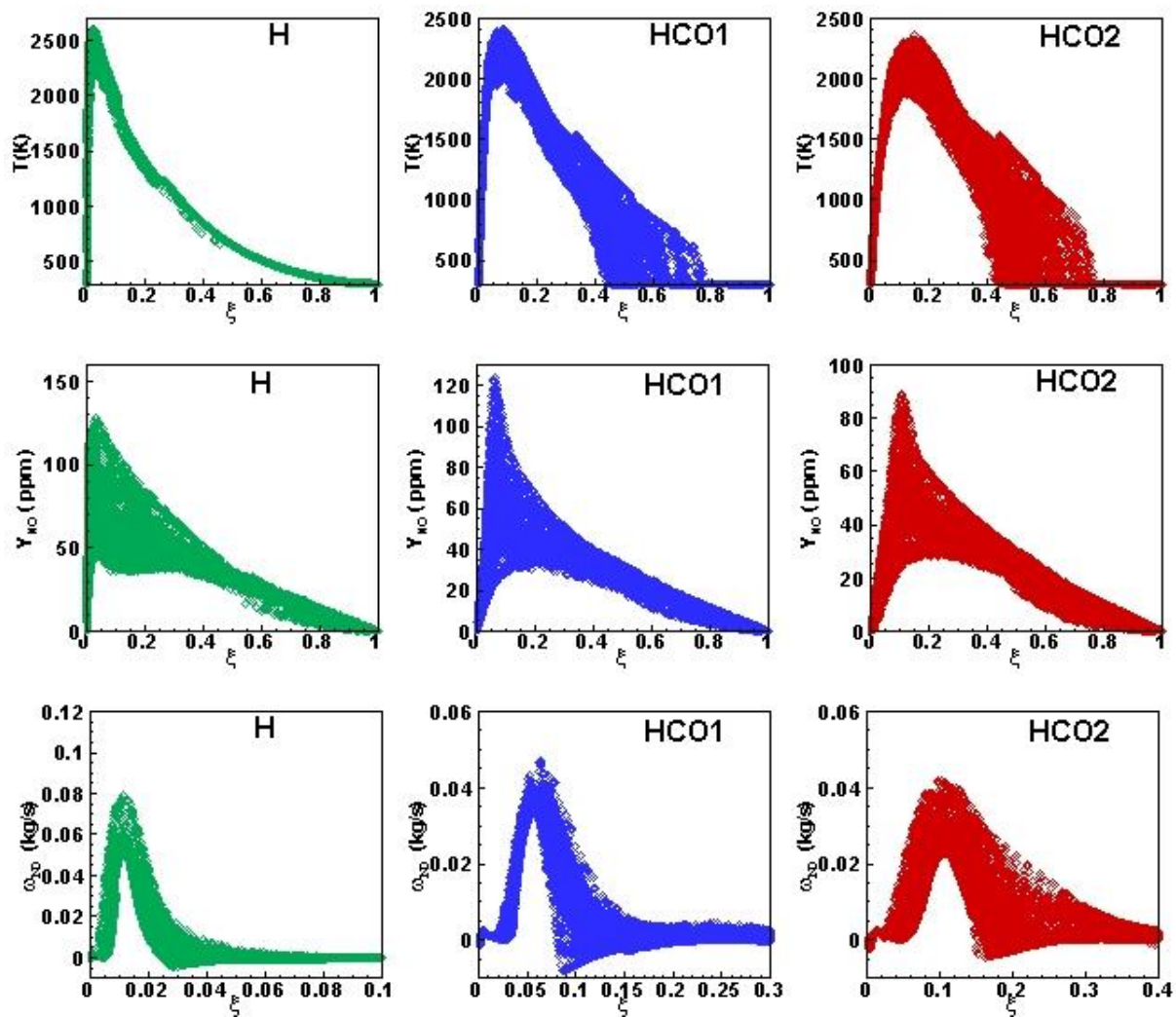


Fig.8. Scatter plots for flame temperature, NO mass fraction and source term of the transport equation of NO mass fraction vs. mixture fraction in intermediate zone B ($2 < z < 8$) for flames H, HCO1 and HCO2 at non-dimensional time $t=30$.

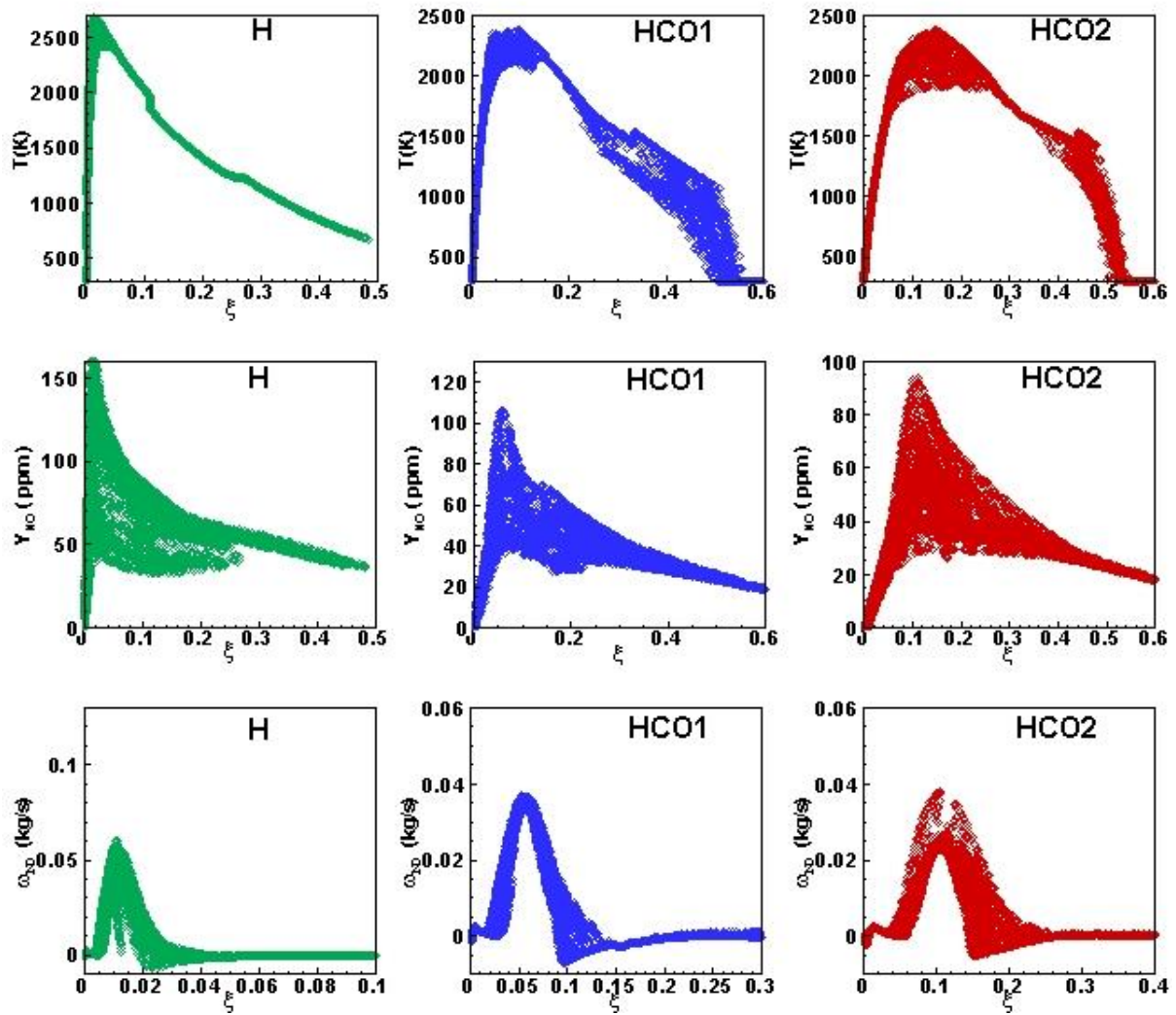


Fig.9. Scatter plots for flame temperature, NO mass fraction and source term of the transport equation of NO mass fraction vs. mixture fraction in near-outflow zone C ($8 < z < 10$) for flames H, HCO1 and HCO2 at non-dimensional time $t=30$.

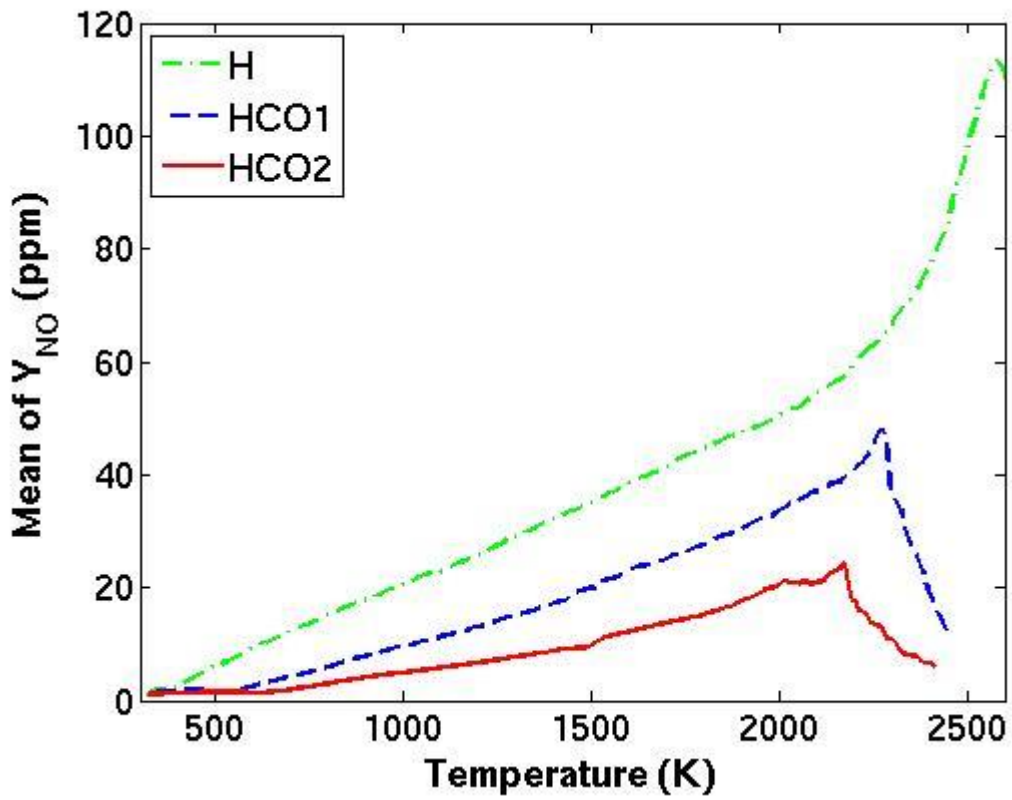


Fig.10. Conditional mean values of mass fractions of NO as a function of temperature for flames H, HCO1 and HCO2 at non-dimensional time $t=30$.

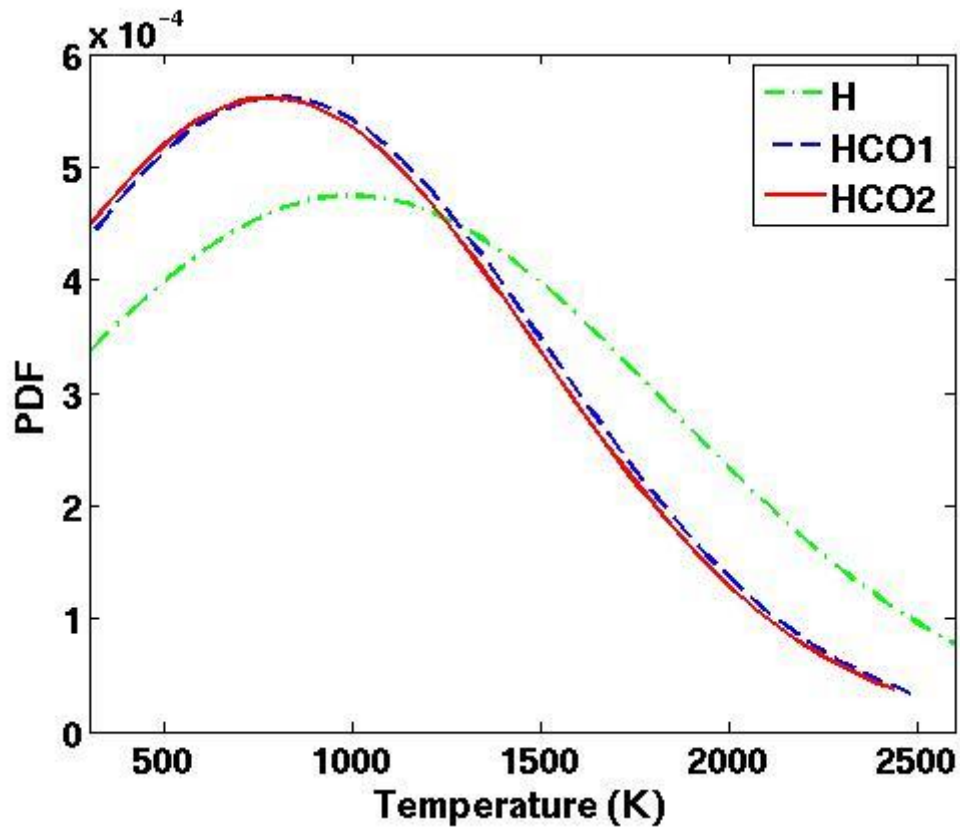


Fig.11. Probability density function (pdf) of temperature for flames H, HCO1 and HCO2 at non-dimensional time $t=30$.

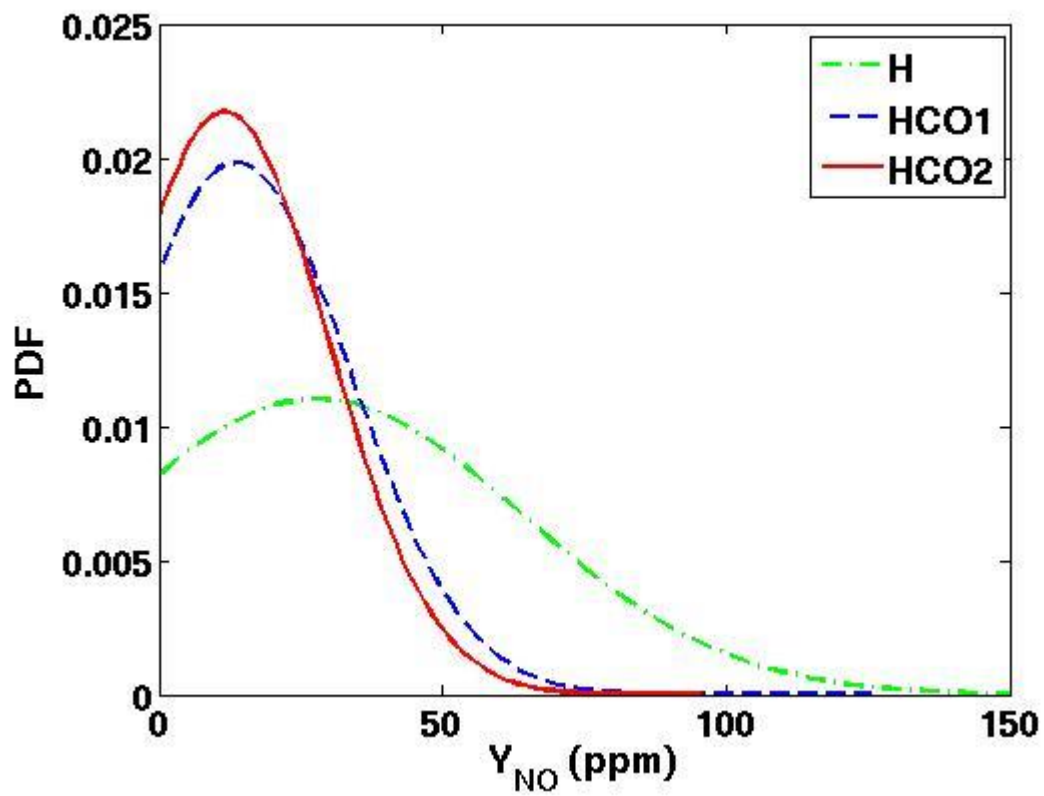


Fig.12. Probability density function (pdf) of mass fractions of NO for flames H, HCO1 and HCO2 at non-dimensional time $t=30$.