

Early and Long term Outcome of Infants born Extremely Preterm

Samantha Johnson¹ *PhD, CPsychol, AFBPsS* and Neil Marlow² *DM, FMedSci*.

¹Department of Health Sciences, University of Leicester, Leicester, UK;

²Institute for Women's Health, University College London, London, UK.

Corresponding author: Dr Samantha Johnson, Reader in Developmental Psychology, University of Leicester, Department of Health Sciences, Centre for Medicine, University Road, LE1 7RH. Email: sjj19@leicester.ac.uk; Tel: 0116 252 5798; Fax: 0116 252 3272.

Keywords: preterm, outcomes, cognitive development, neurodevelopmental disability, special educational needs, psychiatric disorders

Word count: 3073

No of tables: 0

No of figures: 3

Funding: Neil Marlow receives part funding from the Department of Health's NIHR Biomedical Research Centre's funding scheme at UCLH/UCL.

Conflict of Interest: The authors have no conflicts of interest to disclose.

Abbreviations: ADHD Attention Deficit/Hyperactivity Disorder; ASD Autism Spectrum Disorder; CP Cerebral palsy; ELBW Extremely low birthweight; EP Extremely preterm; IQ Intelligence Quotient; SEN Special educational needs; VLBW Very low birthweight; VP Very preterm.

Summary

There is no question that birth at extremely low gestational ages presents a significant threat to an infant's survival, health and development. Growing evidence suggests that gestational age may be conceptualised as a continuum in which births before 28 weeks of gestation (extremely preterm: EP) represent the severe end of a spectrum of health and developmental adversity. Although comprising just 1%-2% of all births, EP deliveries pose the greatest challenge to neonatal medicine and to health, education and social services for the provision of ongoing support for survivors with additional needs. Studying the outcomes of these infants remains critical for evaluating and enhancing clinical care, planning long term support, and for advancing our understanding of the life course consequences of immaturity at birth. Here we review literature relating to early and long term neurodevelopmental, cognitive, behavioural and educational outcomes following EP birth focusing on key themes and considering implications for intervention.

Survival and neonatal outcomes

Neonatal survival is in continuous evolution, particularly at extremely low gestational ages. Survival at the lowest gestational ages (23-24 weeks) varies in population-based reports, primarily as different countries and hospitals assume contrasting stances as to the provision of active care (Figure 1). Data from the USA most vividly demonstrates this variation(1); survival is highest in situations where more active obstetric and neonatal management is practiced.(2) Interpreting survival without knowing the proportion of live births for whom active stabilisation was given is impossible and reports need to be explicit with regard to this. Using population data, neonatal survival in England after birth at 22-25 weeks gestation increased by 13% from 39% (95% CI 35% to 43%) in 1995 to 52% (95% CI 49% to 55%) in 2006(3), and routine data suggests that has continued since. Survival is highly dependent on the place of birth, being better in larger neonatal services which more frequently undertake active care.(4) In contrast, the prevalence of major neonatal morbidities – bronchopulmonary dysplasia, periventricular brain injury, retinopathy of prematurity and sepsis/necrotising enterocolitis – is essentially unchanged, despite continually evolving and less invasive strategies.(3)

INSERT FIGURE 1

Neurodevelopmental outcomes over the first two years

Most neonatal services now monitor neurodevelopmental outcomes to 2-3 years. Using similar techniques EPICure-2 demonstrated increases in survival without disability for babies admitted for neonatal care at 23 weeks (OR 1.4 (95% CI 0.68 to 2.7)), 24 weeks (OR 1.8 (95% CI 1.2 to 2.7)) and 25 weeks gestation (1.9 (95% CI 1.4 to 2.6)) between 1995 and 2006, whereas the prevalence of severe disability was unchanged (18% (95% CI 14% to 24%) in 1995 and 19% (95% CI 14% to 23%) in 2006).(5) Key conditions are cerebral palsy, developmental impairment and, to a lesser extent, sensory impairment. The prevalence of such impairments among survivors appears to be independent of differences in survival between studies.(6) Although the individual predictive value of early assessments is relatively poor, in population terms the proportions with severe and moderate impairment have remained very stable over childhood,(7) making such data useful to support parental

counselling.

The prevalence of cerebral palsy in the EP population and in those of extremely low birthweight (ELBW; <1000g) is declining across Europe.(8) In the EPICure-2 study of birth ≤ 26 weeks gestation in 2006, the proportion with moderate to severe cerebral palsy (with Gross Motor Function Classification Scale levels 3-5) comprised 9% of survivors at 22-23 weeks, 5% at 24 weeks, falling to 2% at 26 weeks. Most survivors with neurological abnormality had only mild functional impairment. Changes in the prevalence of developmental impairment over time are more challenging to assess as consecutive editions of developmental tests are not equivalent. The current edition of the Bayley Scales (the Bayley-III) in particular produces higher scores compared to its predecessor and seems to be less discriminatory in the lower performance range(9), clearly the important area of assessment. However, using a correction algorithm, the EPICure-2 study demonstrated an 8 (95% CI 5 to 10) point increase in scores between 1995 and 2006 at 2 to 3 years of age, particularly for those born at 24 and 25 weeks of gestation. It is unclear as yet whether this will translate into improved school age outcomes.

Sensory impairments are much less prevalent and are less well understood. In EPICure-2, only 1% of survivors had severe visual or hearing impairments, and moderate impairment was found in 6% and 5%, respectively at 2 to 3 years. The origin of these impairments is unclear. Most visual impairment, for example, appears to be central in origin rather than the result of retinopathy, which is in the main treatable. Important somatic impairments – long-term respiratory impairment(10) or increases in cardiovascular risk(11) for example – are common in such populations but it is difficult to quantify their impact in infancy and early childhood, although these may become more important in later life.

Outcomes in childhood and adolescence

Cognition

Cognitive impairments far surpass rates of neurosensory disabilities in EP populations. Meta-analyses have identified weighted mean differences of 11 to 12 IQ points in preterm versus term-born children,

equating to 0.7 SD to 0.8 SD deficits relative to controls.(12, 13) IQ is significantly associated with gestational age at birth, with a 14-point weighted mean difference (~1 SD) reported for cohorts with mean gestational age <28 weeks.(13) Even greater deficits have been reported for those born nearer the limits of viability with a 20-point (95% CI -23 to -17) deficit for children born <26 weeks, of which 40% had intellectual disability compared with just 1.3% of controls at 11 years of age.(14) It is as yet unclear whether there is a linear relationship between IQ and gestational age for those born below 33 weeks only(15) or for all gestations below full term(13), or whether there is an exponential relationship with gestational age as evidenced in educational data.(16) Low IQ is the product of social disadvantage, genetic influences and prematurity with the effects of environmental factors exerting a greater role over time.

There has been increasing interest in studying neuropsychological outcomes and, in particular, in understanding the specific cognitive deficits associated with EP birth in order to elucidate targets for intervention. Numerous studies have reported significant deficits in a range of basic cognitive processes including short term memory, processing speed, visual-perceptual skills, sensorimotor integration and attention in EP children relative to term-born controls.(17) Such deficits have been observed from school entry through adolescence.(17-20) In particular, there is growing interest in executive functions, a set of inter-related cognitive processes that allow individuals to respond flexibly to the environment and to engage in purposeful, goal-directed behaviour. Such processes are variously defined and often include, but are not limited to, inhibition, planning, shifting or cognitive flexibility, working memory and verbal fluency. Identifying pure measures of executive functions and the task dependent nature of performance on such tests can make comparisons between studies problematic. However, meta-analyses of data from studies of very preterm (VP; <32 weeks)/very low birthweight (VLBW; <1500g) cohorts have reported small to medium effect sizes (0.25 SD to 0.57 SD) for deficits in inhibition, working memory, planning, cognitive flexibility and verbal fluency(21, 22), with greater deficits observed in children born <26 weeks gestation.(21) Deficits in executive functions have also been observed on parent and teacher reports in EP/ELBW children and appear to persist over time.(19, 23, 24) It is also thought that these may be core cognitive deficits that underlie

much of the psychiatry morbidity and learning difficulties in this population and are thus being explored as targets for intervention.

Behavioural, social and emotional outcomes

Compared with neurodevelopmental sequelae, there is much less evidence regarding early behavioural, social and emotional outcomes. Where studies exist, these have typically focused on outcomes from two years of age when the availability of standardised rating scales affords a more reliable assessment. Studies utilising these measures have shown that EP children are at risk for a range of behavioural sequelae with greatest evidence for attention problems and poor socio-emotional competence in the preschool years.(25) Three studies using the Strengths and Difficulties

Questionnaire have reported that EP children have a significant excess of problems in all four domains assessed (emotional, conduct, inattention/hyperactivity and peer relationship problems) and, in each study, attention and peer relationship problems were most frequently reported.(26-28)

Similarly, using a different measure, ELBW children had significantly more Attention Deficit/Hyperactivity Disorder (ADHD) symptoms, peer relationship problems and poorer social competence as rated by their kindergarten teachers at 5 years of age, and a 2.5 times increased risk for ADHD reported by parents, with no excess of problems in other domains.(29)

Authors have also reported that 21%-41% of EP children screen positive for the risk for autism spectrum disorders (ASD) at two years corrected age on the Modified Checklist for Autism in Toddlers (M-CHAT)(30) parent questionnaire.(31, 32) However, although these rates are higher than the 9% generally reported in unselected samples (30, 33), the true proportion with ASD is likely to be lower as infants may screen positive due to the range of neurodevelopmental impairments commonly observed after EP birth rather than autistic features per se.(31, 32, 34) Where the M-CHAT follow-up interview is used to improve specificity, as prescribed by the authors, a positive screen rate of 13% has been reported in EP infants and a 1.8% prevalence of diagnoses at 2-4 years.(35) The M-CHAT is therefore likely to identify children at risk for a range of developmental disorders and should be used with caution when screening for ASD until its predictive validity for later diagnoses is ascertained.

These early outcomes have continuity with the larger number of studies in middle childhood and adolescence from which a clear preterm behavioural phenotype characterised by attention, anxiety and social difficulties has emerged.(36) Although prevalence estimates for clinically significant problems vary widely using parent- or teacher-completed rating scales(25), prevalence estimates for psychiatric disorders are more consistent at 23% to 24%(37, 38) equating to a 3 times increased risk compared with term-born controls.(25, 39) This behavioural phenotype is also evidenced in the pattern of psychiatric disorders observed in EP cohorts, in which there is a significant excess of ADHD (typically symptoms of inattention rather than hyperactivity/impulsivity), emotional disorders (typically anxiety rather than depression) and ASD (typically problems with social interaction and communication).(36) Notably, the excess of these disorders occurs in the absence of an increased risk for conduct disorders, a pattern that is also observed using behavioural rating scales.(40) The international and temporal consistency in outcomes suggests that universal biological factors underlie the development of behavioural, social and emotional problems in this population, and the association of psychiatric disorders with cognitive impairments and indices of brain structure and function suggest that these may be mediated by adverse neurodevelopment following extremely preterm birth.(36, 38, 41) Studies have also shown that the commonly observed deficits in executive functions described above may mediate the relationship between EP birth and psychiatric morbidity, in particular, attention problems. (29, 42-44)

Educational outcomes

Large population-based studies of the effects of gestation at birth have shown that EP children are less likely to complete basic school education and are more likely to have poorer academic attainment than both their term-born peers and their more mature preterm counterparts.(45, 46) Birth cohort studies have also shown that these deficits are evident on both standardised attainment tests(14, 47-50) and teacher reports(23, 49-51), and from the earliest years of schooling throughout adolescence. There are also significantly and substantially increased rates of learning difficulties (14, 47, 48, 52), even among those without neurosensory impairments and after adjustment for socio-economic factors. Consequently, 39%-62% of EP/ELBW children are reported to have special educational needs

(SEN)(14, 47, 52); thus, it is unsurprising that after neonatal care the greatest costs associated with support for EP children lie in education.(53)

Data from the UK EPICure study of births <26 weeks gestation illustrate the deficits observed in educational outcomes. At 6 years of age, 50% of EP children were rated by teachers as having below average attainment compared with 5% of term-born classmates (OR 17.9, 95% CI 8.3 to 38.9)(54), with a similar deficit observed at 11 years of age (50% vs. 5%; OR 18.2, 95% CI 8.0 to 41.4).(51) Attainment in all school subjects was also significantly poorer than term-born controls (Figure 2). Overall, 30% of EP children had learning difficulties in reading versus 2% of their term-born classmates (OR 22; 95% CI 6.6 to 70.0) and 44% versus 1.3% had mathematics learning difficulties (OR 59; 95% CI 14 to 243).(14) These data and those of other studies show that, of all subjects studied at school, EP children appear to have greatest difficulties in mathematics (Figure 2)(47, 52) and, unlike reading difficulties, these are not fully accounted for by low IQ. Similar to the findings relating to behavioural outcomes, specific deficits in executive functions may also underlie very preterm children's difficulties with mathematics.(43, 52, 55)

INSERT FIGURE 2

Outcomes in adulthood

The majority of data relating to outcomes in adulthood are provided by registry-based studies or are from VP/VLBW cohorts assembled in the 1970s and 1980s. Although these have fewer EP survivors than contemporary cohorts, they do provide an index of what we might expect life to be like for EP adults today. These typically show a clear gestational age related gradient in outcomes with EP adults remaining at increased risk for CP and other neurosensory disabilities.(56-59) Recent reports also show that VP/VLBW adults do not outgrow their cognitive problems and that deficits are still present to a similar magnitude as in earlier assessments, including significantly poorer performance on tests of IQ and executive functions and increased rates of intellectual disabilities.(60, 61) The profile of cognitive abilities in early adulthood is also similar to that reported in childhood.(61)

The educational attainment of VP/VLBW young adults is also generally poorer than term-born adults with fewer completing higher education and a greater proportion opting to undertake vocational education or training.(59, 61) There is also evidence of an increased risk for psychiatric disorders in adulthood, including ASD(59), ADHD(62, 63) and mood disorders(59, 64, 65) demonstrating continuity with outcomes reported in childhood (Figure 3). A number of studies have also reported reduced social interactions and risk taking behaviours in VP/VLBW adolescents(66, 67) and higher introversion, autistic features and neuroticism which may underpin some of the social difficulties in this population. Fewer VP/VLBW adults are also married or cohabiting and reproductive rates may be lower than observed in term-born adults.(57) Longitudinal studies have also shown that cognitive and behavioural problems in VP/VLBW individuals are more stable over time than in adults born at term.(60, 68)

INSERT FIGURE 3

Despite the persistence of health and neurodevelopmental sequelae, VP/VLBW adults are perhaps functioning better than might have once been expected with a significant majority leading independent and self-supportive lives.(57) Although VP/VLBW adults may have lower wealth and job-related income, they have similar rates of employment to term-born adults(56, 59) and self-perceived quality of life is similar to controls with many managing the transition to adulthood as well as adults born at more mature gestations.(57) These results are encouraging and the clinical and academic communities are eagerly anticipating publication of outcomes in adulthood for the earliest EP cohorts assembled in the 1990s and beyond.

Implications for intervention

The persistence of neurodevelopmental sequelae from infancy to adulthood underscores the need for preventive intervention. Increased recognition of the association of sensitive and responsive parenting with later school-age outcomes suggests that interventions to improve parent-infant interaction might be beneficial.(69) However, evidence for the efficacy of post-discharge programmes for enhancing

cognitive and developmental outcomes is limited; even where short term effects have been reported these are rarely sustained beyond the period of intervention delivery and into school age.(70) In recent years attention has turned to the potential for working memory training to improve cognitive and educational outcomes in preterm populations. However, although these might show short-term gain in terms of improved working memory, there is as yet no evidence of generalisation to other outcomes either in preterm children or those with working memory deficits.(71, 72) Given the heterogeneity in outcomes and the wide range of deficits experienced by EP children, interventions that are delivered during the school years and those that target the multiple cognitive processes affected by EP birth may be beneficial. Such efforts might focus on the development of new population-specific interventions or on trialling the efficacy of existing teaching strategies in EP children.

Given the preterm behavioural phenotype described above, EP children are often characterised as anxious and inattentive, but not as hyperactive or disruptive in the classroom. As such, EP children with difficulties may not come to the teacher's attention as readily as other children with externalising behaviour problems or with other SEN. Thus informing education professionals about the special constellation of problems following EP birth may help them to identify those with difficulties and provide appropriate support in the classroom.(73) From a parent's perspective, delaying school entry might be considered as a potential intervention to help improve their child's performance at school, especially for those who feel their child is developmentally immature and/or is born in the summer months. However recent evidence suggests that delaying school entry is unlikely to benefit preterm children's academic attainment and that starting school at the age-appropriate time and ensuring support for those with difficulties may be more appropriate.(74) However more research is needed to provide a definitive answer as to whether delaying school entry might benefit children's academic, emotional and social outcomes in the long term.

Conclusions

Improved survival rates for EP births over recent decades have not yet been matched by clear evidence of a reduction in rates of neurodevelopmental disability. A high prevalence of intellectual

disabilities, behavioural, social and emotional problems and learning difficulties continues to dominate the literature relating to childhood outcomes and recent reports have confirmed that these difficulties persist into adult life. Neuropsychological deficits appear to mediate the relationship between EP birth and long term outcomes and may represent potential targets for intervention, though evidence for the long term efficacy of early intervention efforts remains limited. Longitudinal studies with follow-up into adulthood are needed to determine the impact of EP birth in relation to contemporary care and to identify whether ongoing improvements in neonatal medicine have translated into improved outcomes across the lifespan. Although a substantial proportion of EP survivors are likely to need intervention to facilitate their performance at school and to support their mental health and wellbeing throughout childhood and adolescence, outcomes may be better than once anticipated with most EP adults living independently and with a good self-reported quality of life.

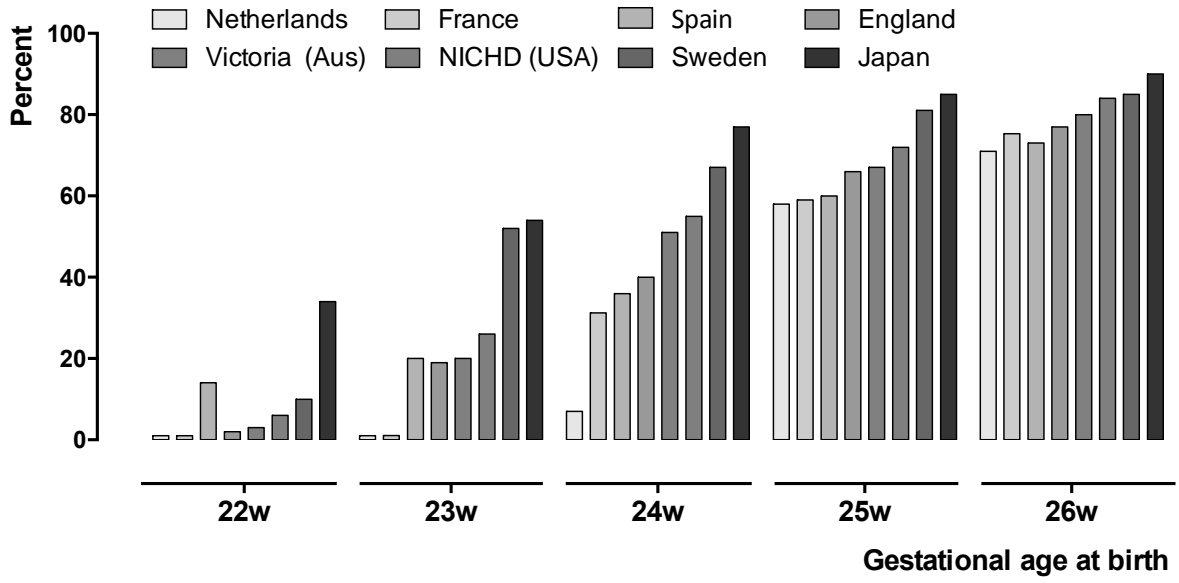


Figure 1. Survival of livebirths in large population-based studies 2003-2011.

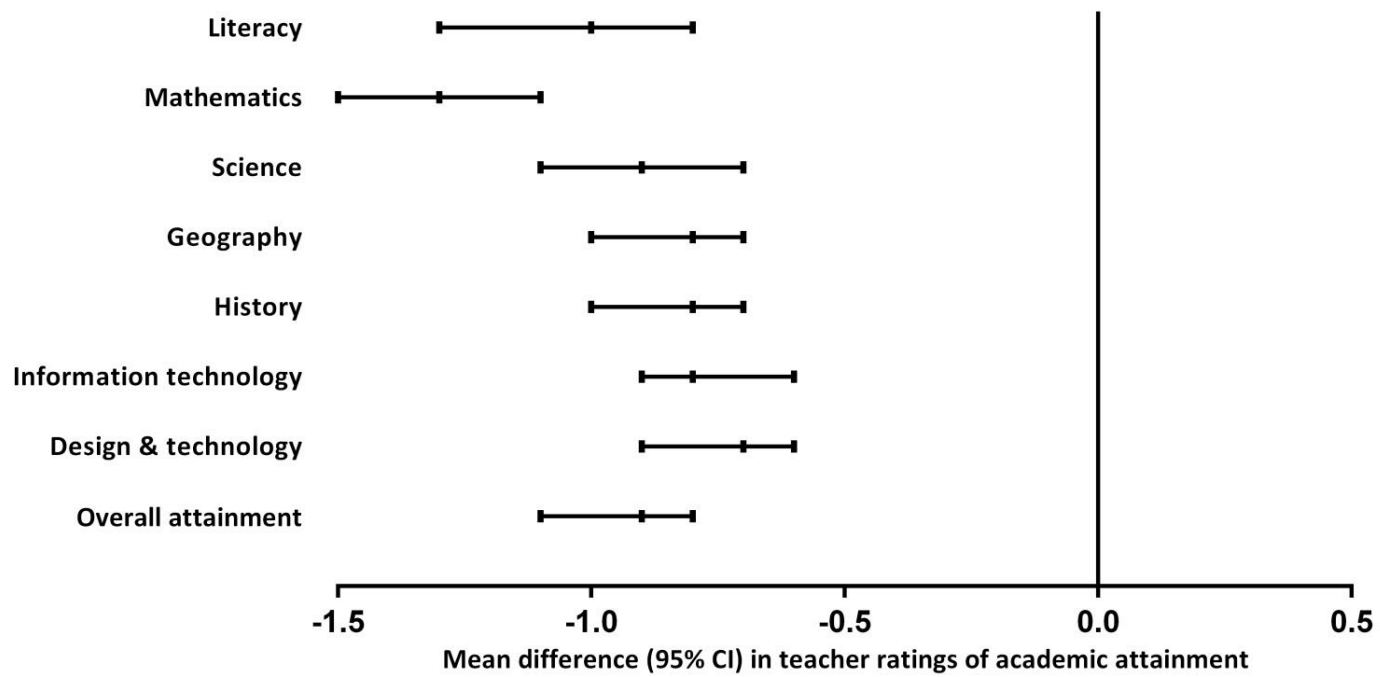


Figure 2. Mean difference (95% CI) in teacher ratings of academic attainment for 145 extremely preterm children (< 26 weeks gestation) and 171 term-born controls assessed at 11 years of age in the UK & Ireland EPICure Study.(51)

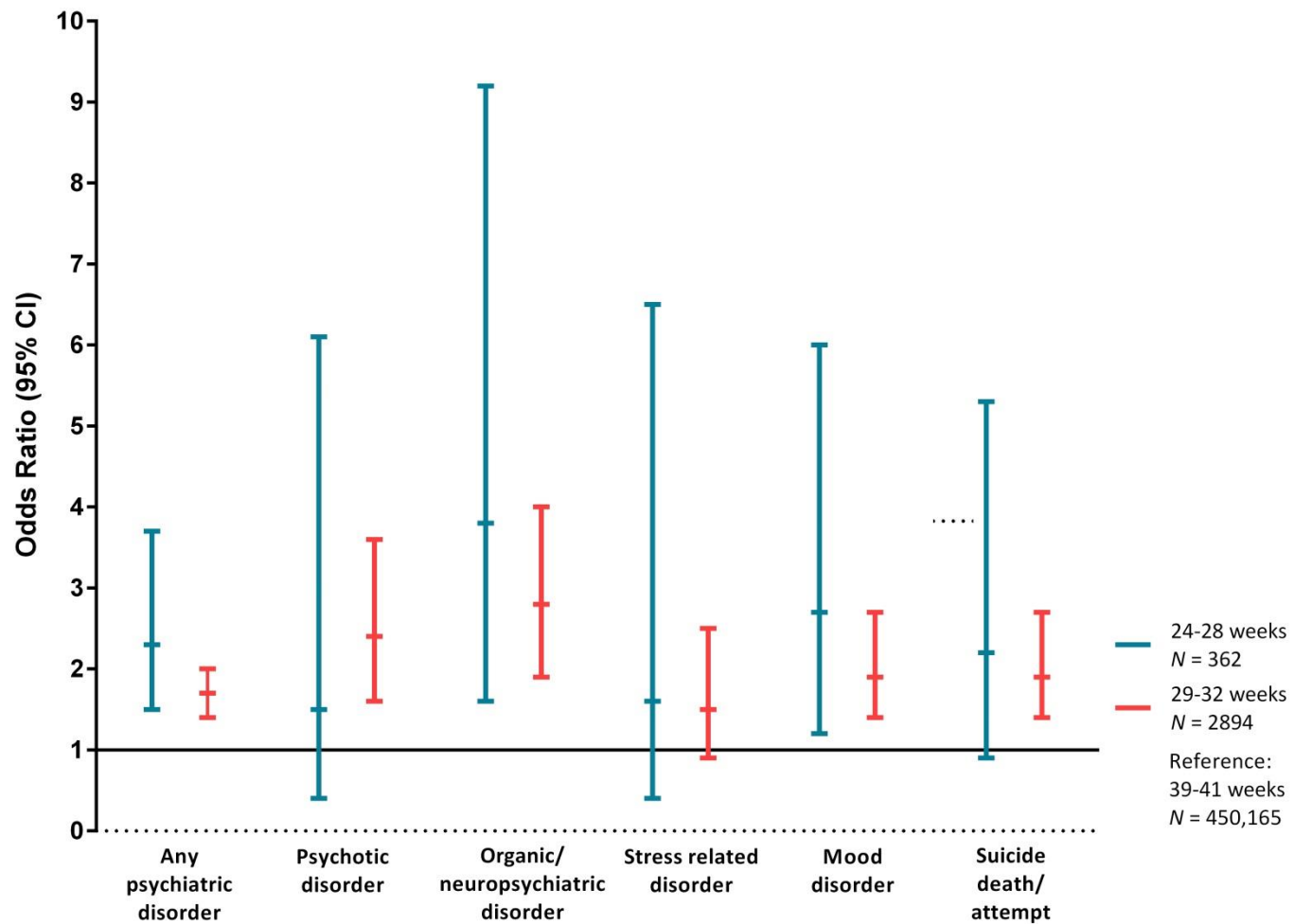


Figure 3. Psychiatric morbidity in adolescents and young adults born very preterm. (Figure created using data from Lindstrom et al., Psychiatric morbidity in adolescents and young adults born preterm: A Swedish national cohort study. *Pediatrics* 2009;123(1):e47-e53.)

References

1. Rysavy MA, Li L, Bell EF, *et al.* Between-hospital variation in treatment and outcomes in extremely preterm infants. *The New England journal of medicine.* 2015;**372**:1801-11.
2. Serenius F, Sjors G, Blennow M, *et al.* EXPRESS study shows significant regional differences in 1-year outcome of extremely preterm infants in Sweden. *Acta paediatrica.* 2014;**103**:27-37.
3. Costeloe KL, Hennessy EM, Haider S, Stacey F, Marlow N, Draper ES. Short term outcomes after extreme preterm birth in England: comparison of two birth cohorts in 1995 and 2006 (the EPICure studies). *Bmj.* 2012;**345**:e7976.
4. Marlow N, Bennett C, Draper ES, Hennessy EM, Morgan AS, Costeloe KL. Perinatal outcomes for extremely preterm babies in relation to place of birth in England: the EPICure 2 study. *Archives of disease in childhood Fetal and neonatal edition.* 2014;**99**:F181-8.
5. Moore T, Hennessy EM, Myles J, *et al.* Neurological and developmental outcome in extremely preterm children born in England in 1995 and 2006: the EPICure studies. *BMJ.* 2012;**345**:e7961.
6. Marlow N. Interpreting regional differences in neonatal outcomes for extremely preterm babies. *Acta paediatrica.* 2014;**103**:4-5.
7. Johnson S, Fawke J, Hennessy E, *et al.* Neurodevelopmental disability through 11 years of age in children born before 26 weeks of gestation. *Pediatrics.* 2009;**124**:e249-57.
8. Sellier E, Platt MJ, Andersen GL, *et al.* Decreasing prevalence in cerebral palsy: a multi-site European population-based study, 1980 to 2003. *Developmental medicine and child neurology.* 2016;**58**:85-92.
9. Moore T, Johnson S, Haider S, Hennessy E, Marlow N. Relationship between test scores using the second and third editions of the Bayley Scales in extremely preterm children. *The Journal of pediatrics.* 2012;**160**:553-8.
10. Fawke J, Lum S, Kirkby J, *et al.* Lung function and respiratory symptoms at 11 years in children born extremely preterm: the EPICure study. *American Journal of respiratory and critical care medicine.* 2010;**182**:237-45.

11. McEniery CM, Bolton CE, Fawke J, *et al.* Cardiovascular consequences of extreme prematurity: the EPICure study. *Journal of hypertension*. 2011;**29**:1367-73.
12. Bhutta A, Cleves M, Casey P, Cradock M, Anand K. Cognitive and behavioral outcomes of school-aged children who were born preterm. A meta-analysis. *Journal of the American Medical Association*. 2002;**288**:728-37.
13. Kerr-Wilson CO, Mackay DF, Smith GC, Pell JP. Meta-analysis of the association between preterm delivery and intelligence. *J Public Health (Oxf)*. 2012;**34**:209-16.
14. Johnson S, Hennessy E, Smith R, Trikic R, Wolke D, Marlow N. Academic attainment and special educational needs in extremely preterm children at 11 years. The EPICure Study. *Archives of Disease in Childhood Fetal and Neonatal Edition*. 2009;**94**:F283-F9.
15. Wolke D, Strauss VY, Johnson S, Gilmore C, Marlow N, Jaekel J. Universal gestational age effects on cognitive and basic mathematic processing: 2 cohorts in 2 countries. *The Journal of pediatrics*. 2015;**166**:1410-6 e1-2.
16. MacKay DF, Smith GC, Dobbie R, Pell JP. Gestational age at delivery and special educational need: retrospective cohort study of 407,503 schoolchildren. *PLoS Med*. 2010;**7**:e1000289.
17. Anderson PJ. Neuropsychological outcomes of children born very preterm. *Seminars in fetal & neonatal medicine*. 2014;**19**:90-6.
18. Anderson PJ, De Luca CR, Hutchinson E, *et al.* Attention problems in a representative sample of extremely preterm/extremely low birth weight children. *Dev Neuropsychol*. 2011;**36**:57-73.
19. Burnett AC, Scratch SE, Lee KJ, *et al.* Executive function in adolescents born <1000 g or <28 weeks: a prospective cohort study. *Pediatrics*. 2015;**135**:e826-34.
20. Orchinik LJ, Taylor HG, Espy KA, *et al.* Cognitive outcomes for extremely preterm/extremely low birth weight children in kindergarten. *Journal of the International Neuropsychological Society : JINS*. 2011;**17**:1067-79.
21. Mulder H, Pitchford NJ, Hagger MS, Marlow N. Development of executive function and attention in preterm children: a systematic review. *Dev Neuropsychol*. 2009;**34**:393-421.

22. Aarnoudse-Moens CS, Weisglas-Kuperus N, van Goudoever JB, Oosterlaan J. Meta-analysis of neurobehavioral outcomes in very preterm and/or very low birth weight children. *Pediatrics*. 2009;**124**:717-28.
23. Farooqi A, Hagglof B, Serenius F. Behaviours related to executive functions and learning skills at 11 years of age after extremely preterm birth: a Swedish national prospective follow-up study. *Acta Paediatr*. 2013;**102**:625-34.
24. Anderson PJ, Doyle LW. Executive functioning in school-aged children who were born very preterm or with extremely low birth weight in the 1990s. *Pediatrics*. 2004;**114**:50-7.
25. Johnson S, Marlow N. Growing up after extremely preterm birth: lifespan mental health outcomes. *Seminars in fetal & neonatal medicine*. 2014;**19**:97-104.
26. Delobel-Ayoub M, Kaminski M, Marret S, *et al*. Behavioural outcome at 3 years of age in very preterm infants: The EPIPAGE Study. *Pediatrics*. 2006;**117**:1996-2005.
27. Elgen SK, Leversen KT, Grundt JH, *et al*. Mental health at 5 years among children born extremely preterm: a national population-based study. *Eur Child Adolesc Psychiatry*. 2012;**21**:583-9.
28. Woodward LJ, Moor S, Hood KM, *et al*. Very preterm children show impairments across multiple neurodevelopmental domains by age 4 years. *Archives of disease in childhood Fetal and neonatal edition*. 2009;**94**:F339-44.
29. Scott MN, Taylor HG, Fristad MA, *et al*. Behavior disorders in extremely preterm/extremely low birth weight children in kindergarten. *Journal of developmental and behavioral pediatrics : JDBP*. 2012;**33**:202-13.
30. Robins DL, Fein D, Barton ML, Green JA. The Modified Checklist for Autism in Toddlers: an initial study investigating the early detection of autism and pervasive developmental disorders. *Journal of Autism and Developmental Disorders*. 2001;**31**:131-44.
31. Moore T, Johnson S, Hennessy E, Marlow N. Screening for autism in extremely preterm infants: problems in interpretation. *Dev Med Child Neurol*. 2012;**54**:514-20.
32. Kuban KCK, O'Shea TM, Allred EN, Tager-Flusberg H, Goldstein DJ, Leviton A. Positive Screening on the Modified Checklist for Autism in Toddlers (M-CHAT) in Extremely Low Gestational Age Newborns *The Journal of pediatrics*. 2009;**154**:535-40.

33. Guy A, Seaton SE, Boyle EM, *et al.* Infants born late/moderately preterm are at increased risk for a positive autism screen at 2 years of age. *The Journal of pediatrics*. 2015;**166**:269-75 e3.
34. Luyster RJ, Kuban KCK, O'Shea TM, *et al.* The Modified Checklist for Autism in Toddlers in extremely low gestational age newborns: individual items associated with motor, cognitive, vision and hearing limitations. *Paediatric and Perinatal Epidemiology*. 2011;**25**:366-76.
35. Pritchard MA, de Dassel T, Beller E, *et al.* Autism in Toddlers Born Very Preterm. *Pediatrics*. 2016;**137**:1-8.
36. Johnson S, Marlow N. Preterm Birth and Childhood Psychiatric Disorders. *Pediatric Research*. 2011;**69**:11r-8r.
37. Johnson S, Hollis C, Kochhar P, Hennessy E, Wolke D, Marlow N. Psychiatric Disorders in Extremely Preterm Children: Longitudinal Finding at Age 11 Years in the EPICure Study. *Journal of the American Academy of Child & Adolescent Psychiatry*. 2010;**49**:453-63.e1.
38. Treyvaud K, Ure A, Doyle LW, *et al.* Psychiatric outcomes at age seven for very preterm children: rates and predictors. *Journal of child psychology and psychiatry, and allied disciplines*. 2013;**54**:772-9.
39. Burnett AC, Anderson PJ, Cheong J, Doyle LW, Davey CG, Wood SJ. Prevalence of psychiatric diagnoses in preterm and full-term children, adolescents and young adults: A meta-analysis. *Psychological Medicine*. 2011;**41**:2463-74.
40. Farooqi A, Hagglof B, Sedin G, Gothefors L, Serenius F. Mental health and social competencies of 10- to 12-year-old children born at 23 to 25 weeks of gestation in the 1990s: a Swedish national prospective follow-up study. *Pediatrics*. 2007;**120**:118-33.
41. Ure AM, Treyvaud K, Thompson DK, *et al.* Neonatal brain abnormalities associated with autism spectrum disorder in children born very preterm. *Autism research : official journal of the International Society for Autism Research*. 2015.
42. Mulder H, Pitchford NJ, Marlow N. Inattentive behaviour is associated with poor working memory and slow processing speed in very pre-term children in middle childhood. *The British journal of educational psychology*. 2011;**81**:147-60.

43. Aarnoudse-Moens CS, Weisglas-Kuperus N, Duivenvoorden HJ, van Goudoever JB, Oosterlaan J. Executive function and IQ predict mathematical and attention problems in very preterm children. *PLoS One*. 2013;**8**:e55994.
44. Loe IM, Feldman HM, Huffman LC. Executive function mediates effects of gestational age on functional outcomes and behavior in preschoolers. *Journal of developmental and behavioral pediatrics : JDBP*. 2014;**35**:323-33.
45. Quigley MA, Poulsen G, Boyle E, *et al*. Early term and late preterm birth are associated with poorer school performance at age 5 years: a cohort study. *Archives of disease in childhood Fetal and neonatal edition*. 2012;**97**:F167-73.
46. Mathiasen R, Hansen BM, Andersen AM, Forman JL, Greisen G. Gestational age and basic school achievements: a national follow-up study in Denmark. *Pediatrics*. 2010;**126**:e1553-61.
47. Saigal S, den Ouden L, Wolke D, *et al*. School-age outcomes in children who were extremely low birth weight from four international population-based cohorts. *Pediatrics*. 2003;**112**:943-50.
48. Hutchinson EA, De Luca CR, Doyle LW, Roberts G, Anderson PJ, Victorian Infant Collaborative Study G. School-age outcomes of extremely preterm or extremely low birth weight children. *Pediatrics*. 2013;**131**:e1053-61.
49. Anderson P, Doyle LW. Neurobehavioral outcomes of school-age children born extremely low birth weight or very preterm in the 1990s. *JAMA-Journal Of The American Medical Association*. 2003;**289**:3264-72.
50. Taylor HG, Klein N, Anselmo MG, Minich N, Espy KA, Hack M. Learning problems in kindergarten students with extremely preterm birth. *Archives of pediatrics & adolescent medicine*. 2011;**165**:819-25.
51. Johnson S, Wolke D, Hennessy E, Marlow N. Educational outcomes in extremely preterm children: neuropsychological correlates and predictors of attainment. *Dev Neuropsychol*. 2011;**36**:74-95.
52. Litt JS, Gerry Taylor H, Margevicius S, Schluchter M, Andreias L, Hack M. Academic achievement of adolescents born with extremely low birth weight. *Acta Paediatr*. 2012;**101**:1240-5.

53. Petrou S, Abangma G, Johnson S, Wolke D, Marlow N. Costs and health utilities associated with extremely preterm birth: evidence from the EPICure study. *Value in health : the journal of the International Society for Pharmacoeconomics and Outcomes Research*. 2009;**12**:1124-34.
54. Wolke D, Samara M, Bracewell M, Marlow N. Specific language difficulties and school achievement in children born at 25 weeks of gestation or less. . *Journal of Pediatrics*. 2008;**152**:256-62.
55. Simms V, Cragg L, Gilmore C, Marlow N, Johnson S. Mathematics difficulties in children born very preterm: current research and future directions. *Archives of disease in childhood Fetal and neonatal edition*. 2013;**98**:F457-63.
56. Lindstrom K, Winbladh B, Haglund B, Hjern A. Preterm Infants as Young Adults: A Swedish National Cohort Study. *Pediatrics*. 2007;**120**:70-7.
57. Saigal S. Functional outcomes of very premature infants into adulthood. *Seminars in Fetal and Neonatal Medicine*. 2014;**19**:125-30.
58. Hack M. Young adult outcomes of very-low-birth-weight children. *Seminars in fetal & neonatal medicine*. 2006;**11**:127-37.
59. Moster D, Lie RT, Markestad T. Long-Term Medical and Social Consequences of Preterm Birth. *N Engl J Med*. 2008;**359**:262-73.
60. Eryigit Madzwamuse S, Baumann N, Jaekel J, Bartmann P, Wolke D. Neuro-cognitive performance of very preterm or very low birth weight adults at 26 years. *Journal of child psychology and psychiatry, and allied disciplines*. 2015;**56**:857-64.
61. Lohaugen GC, Gramstad A, Evensen KA, *et al*. Cognitive profile in young adults born preterm at very low birthweight. *Dev Med Child Neurol*. 2010;**52**:1133-8.
62. Burnett A, Davey CG, Wood SJ, *et al*. Extremely preterm birth and adolescent mental health in a geographical cohort born in the 1990s. *Psychol Med*. 2013:1-12.
63. Halmoy A, Klungsoyr K, Skjaerven R, Haavik J. Pre- and perinatal risk factors in adults with attention-deficit/hyperactivity disorder. *Biol Psychiatry*. 2012;**71**:474-81.
64. Lindstrom K, Lindblad F, Hjern A. Psychiatric Morbidity in Adolescents and Young Adults Born Preterm: A Swedish National Cohort Study. *Pediatrics*. 2009;**123**:e47-53.

65. Nosarti C RAMRM, et al. Preterm birth and psychiatric disorders in young adult life. *Archives of General Psychiatry*. 2012;**69**:610-7.
66. Hallin AL, Stjernqvist K. Follow-up of adolescents born extremely preterm: self-perceived mental health, social and relational outcomes. *Acta Paediatr*. 2011;**100**:279-83.
67. Eryigit-Madzwamuse S, Strauss V, Baumann N, Bartmann P, Wolke D. Personality of adults who were born very preterm. *Archives of disease in childhood Fetal and neonatal edition*. 2015;**100**:F524-9.
68. Breeman LD, Jaekel J, Baumann N, Bartmann P, Wolke D. Attention problems in very preterm children from childhood to adulthood: the Bavarian Longitudinal Study. *Journal of child psychology and psychiatry, and allied disciplines*. 2016;**57**:132-40.
69. Treyvaud K, Doyle LW, Lee KJ, et al. Parenting behavior at 2 years predicts school-age performance at 7 years in very preterm children. *Journal of child psychology and psychiatry, and allied disciplines*. 2015;.
70. Spittle A, Orton J, Anderson PJ, Boyd R, Doyle LW. Early developmental intervention programmes provided post hospital discharge to prevent motor and cognitive impairment in preterm infants. *The Cochrane database of systematic reviews*. 2015;**11**:CD005495.
71. Melby-Lervag M, Hulme C. Is working memory training effective? A meta-analytic review. *Dev Psychol*. 2013;**49**:270-91.
72. Roberts G, Quach J, Spencer-Smith M, et al. Academic Outcomes 2 Years After Working Memory Training for Children With Low Working Memory: A Randomized Clinical Trial. *JAMA pediatrics*. 2016.
73. Johnson S, Gilmore C, Gallimore I, Jaekel J, Wolke D. The long-term consequences of preterm birth: what do teachers know? *Dev Med Child Neurol*. 2015;**57**:571-7.
74. Jaekel J, Strauss VY, Johnson S, Gilmore C, Wolke D. Delayed school entry and academic performance: a natural experiment. *Dev Med Child Neurol*. 2015.