

Stereoselective Syntheses of the Antihistaminic Drug Olopatadine and its *E*-isomer

Joan Bosch*^[a], Jordi Bachs^[b], Antonia M. Gómez^[a], Rosa Griera^[a], Marta Écija^[a], and Mercedes Amat^[a]

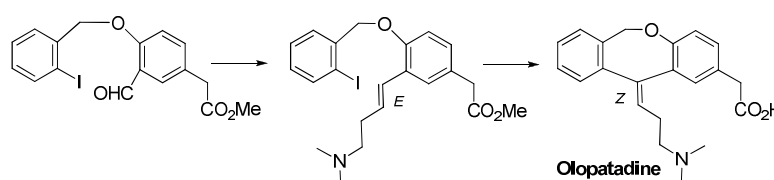
^[a]Laboratory of Organic Chemistry, Faculty of Pharmacy, and Institute of Biomedicine (IBUB), University of Barcelona, Av. Joan XXIII s/n, 08028 Barcelona

^[b]Urquima, S.A., Arnau de Vilanova 22-42, 08105 Sant Fost de Campsentelles (Barcelona)

joanbosch@ub.edu

RECEIVED DATE (will be automatically inserted after manuscript is accepted)

Practical stereoselective synthetic routes to the antihistaminic drug olopatadine and its *E*-isomer have been developed, the key steps being a *trans* stereoselective Wittig olefination using a nonstabilized phosphorus ylide and a stereoselective Heck cyclization. The stereoselectivity of the Wittig reaction depends on both the phosphonium salt anion and the cation present in the base used to generate the ylide.

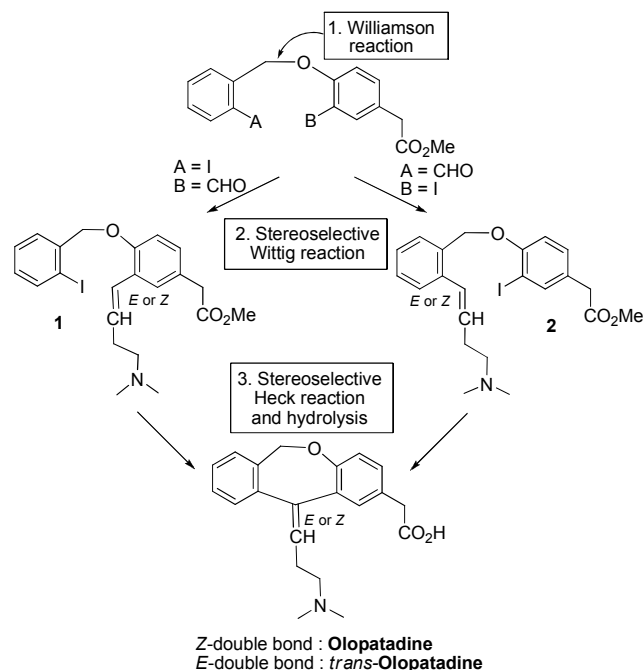


Olopatadine is a non-sedating histamine H₁-receptor antagonist with mast cell stabilizing properties. This dual action allows seasonal allergic conjunctivitis and rhinitis signs and symptoms to be controlled.¹ Structurally, olopatadine is a dibenzo[*b,e*]oxepin derivative bearing a *Z*-configured (dimethylamino)propylidene substituent and an acetic acid chain at the C-11 and C-2 positions, respectively, of the tricyclic system. Previous synthetic approaches to olopatadine² involve the

generation of the trisubstituted exocyclic double bond from a tricyclic dibenz[*b,e*]oxepin ketone, which represents a drawback in terms of *Z/E* stereoselectivity.³

We herein report short and practical stereoselective syntheses of olopatadine and its *E*-isomer (*trans*-olopatadine), based on a common strategy involving successive stereoselective Wittig and intramolecular Heck reactions as the key steps.⁴ After a Williamson reaction to assemble the benzyl aryl ether moiety, the Wittig olefination would lead to the key intermediates **1** or **2**, depending on the aromatic aldehyde and aryl iodide derivatives used as the starting materials (Scheme 1). Taking into account that in particular cases, by choosing the appropriate reaction conditions, high selectivity for (*E*)- and/or (*Z*)-alkene can be attained in the Wittig reaction of nonstabilized phosphorus ylides with aldehydes⁵ and that the Heck reaction usually involves a *syn*-addition/*syn*-elimination mechanism,⁶ the above Williamson-Wittig-Heck strategy could provide stereoselective access to both olopatadine and its *E*-isomer.

SCHEME 1. Synthetic Strategy. A Wittig/Heck Approach to Olopatadine and its *E*-isomer



The starting aldehyde **5** was prepared from 2-iodobenzyl chloride **3** and 3-formyl-4-hydroxyphenylacetic ester **4**⁷ under the reaction conditions indicated in Scheme 2. The Wittig reaction from **5** was initially performed using the ylide generated from the commercially available phosphonium bromide **6** (X = Br) by treatment with KHMDS in toluene (Table 1, entry 1),⁸ giving a mixture of *E/Z* alkenes in a 1:3 ratio. Similar results were obtained starting from the iodide salt **6** (X = I)⁹ (entry 2). Notably, the use of the lithium base LHMDS to generate the ylide from phosphonium iodide **6** (X = I) produced a dramatic change in the stereoselectivity of the Wittig reaction, leading to a 9:1 *E/Z* ratio of alkenes **1** in 73% yield (entry 3).¹⁰ A similar effect, although less pronounced (4:1 *E/Z* ratio), was observed from the bromide salt **6** (X = Br) (entry 4). In contrast, the use of phosphonium chloride **6** (X = Cl)¹¹ as the ylide precursor gave poor results in terms of both selectivity and chemical yield (entry 5).

SCHEME 2. The Wittig Reaction from Aldehyde **5**

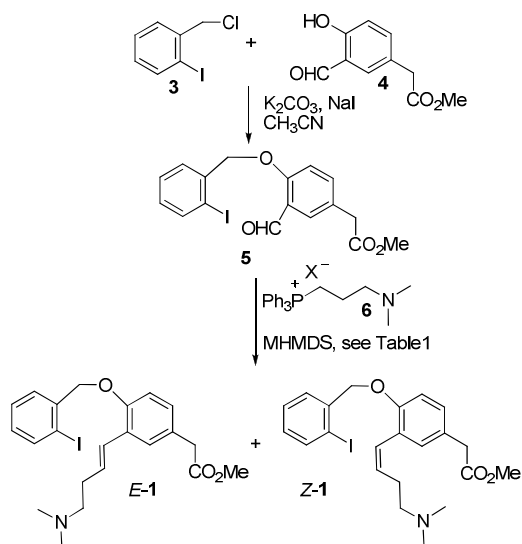


TABLE 1. Stereochemistry Dependence on the Cation in the Wittig Reaction^a

entry	base, M	6, X	<i>E/Z</i> ratio ^b	1, yield (%)
1	K	Br	1:3	60
2	K	I	1:3	85 ^c
3	Li	I	9:1	73
4	Li	Br	4:1	77 ^c
5	Li	Cl	1:1.5	37 ^c

^aReaction conditions: aldehyde **5** (0.02 M in anhydrous toluene), phosphonium salt **6** (4.2 equiv), MHMDS (4.2 equiv), rt.

^bCalculated by ¹H NMR and HPLC.

^cCalculated by HPLC from the crude reaction mixture.

The above *trans* selectivity is worthy of comment as Wittig olefination reactions of nonstabilized phosphorus ylides with aromatic aldehydes usually produce the thermodynamically less stable *cis* isomer as the major product.⁵ The presence of a nucleophilic group (for instance, amino) in the side chain of these ylides causes a shift in the stereochemistry of the alkene product towards the *trans* isomer,¹² whose production is also increased by lithium ions.¹³

The pronounced effect of the lithium cation on alkene stereochemistry was also observed in the Wittig reaction from benzaldehyde **9**, which was prepared from 2-formylbenzyl bromide **7**¹⁴ and 4-hydroxy-3-iodophenylacetic ester **8**¹⁵ (Scheme 3). Thus, alkenes **2** were produced in an *E/Z* ratio of 1:3 when the ylide was generated in toluene solution from phosphonium iodide **6** (X = I) using KHMDS as the base (Table 2, entry 1). Neither the use of THF as the solvent (entry 2) nor starting from the bromide salt (entry 3) substantially modified the *E/Z* ratio. However, when using the lithium base LHMDS to generate the ylide from iodide **6** (X = I), the stereoselectivity was reversed, with a significant enhancement of *E* stereochemistry, leading to a *E/Z* ratio of 3.5:1 (entry 4).

SCHEME 3. The Wittig Reaction from Aldehyde 9

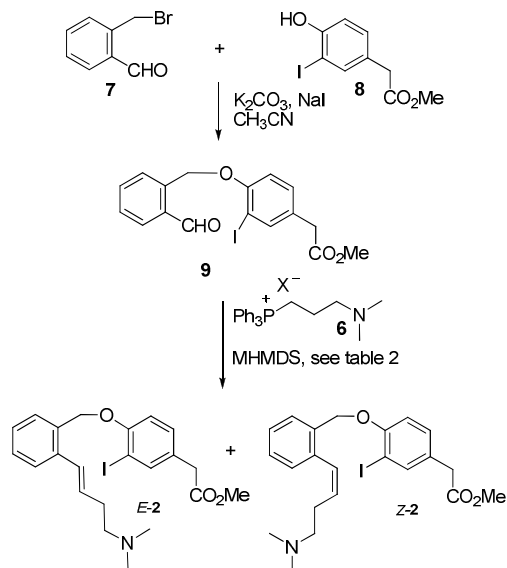


TABLE 2. Stereochemistry Dependence on the Cation in the Wittig Reaction^a

entry	base, M	6 , X	solvent	<i>E/Z</i> ratio ^b	2 , yield ^c (%)
1	K	I	toluene	1:3	73
2	K	I	THF	1:4	64
3	K	Br	toluene	1:3	86
4	Li	I	toluene	3.5:1	88

^aReaction conditions: aldehyde **9** (0.02 M in anh toluene or THF), phosphonium salt **6** (4.2 equiv), MHMDS (4.2 equiv), rt.

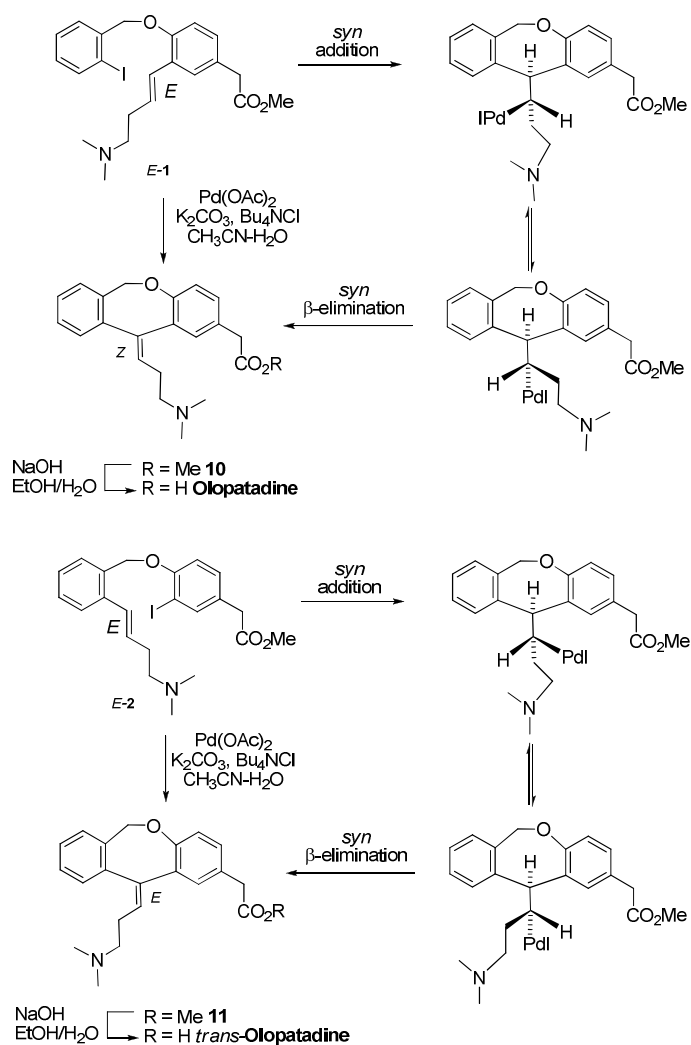
^bCalculated by ¹H NMR and HPLC.

^cCalculated by HPLC from the crude reaction mixture.

From the synthetic standpoint, with four different alkenes now in hand, prepared in acceptable yield and good (*E*-1) to acceptable (*Z*-1, *E*-2, *Z*-2) stereoselectivity, we were ready to tackle the key Heck cyclization. The intramolecular Heck reaction from iodo alkene *E*-1 was performed under solid-liquid phase transfer conditions, using a stoichiometric quantity of Bu_4NCl as the transfer agent¹⁶ and K_2CO_3 as the base,¹⁷ in the presence of a catalytic amount of $\text{Pd}(\text{OAc})_2$ (without phosphine ligands¹⁸) in an

acetonitrile-water mixture.¹⁹ A single dibenzoxepin derivative **10**, bearing a *Z*-configured double bond, was formed with complete stereoselectivity in 60% yield. A similar Pd-catalyzed cyclization from iodoalkene *E*-**2** stereoselectively afforded *E* dibenzoxepin **11** in 55% yield. The above results were not unexpected and are consistent with a *syn*-addition of the initially formed arylpalladium intermediate to the alkene, with a subsequent *syn* β -elimination of a hydridopalladium halide, as outlined in Scheme 4.

SCHEME 4. Stereoselective Heck Reactions



However, in contrast with the high stereoselectivity observed in the above Heck arylations from *trans* alkenes *E-1* and *E-2*, the Heck cyclization from *cis* alkenes *Z-1* and *Z-2* was not stereoselective, leading to mixtures of the cyclized products **10** and **11** (approximate ratios 3:2).

Finally, alkaline hydrolysis of the cyclized products **10** and **11** furnished the target drug olopatadine and its *E*-isomer, respectively.

In summary, we have developed practical synthetic routes to the antihistaminic drug olopatadine and its *E*-isomer based on a common strategy involving successive highly stereoselective Wittig olefination and Heck cyclization reactions as the key steps.

Experimental Section

(3-Dimethylaminopropyl)triphenylphosphonium Iodide (6, X = I). A mixture of 3-(dimethylamino)-1-propyl chloride hydrochloride (20 g, 126 mmol), PPh₃ (33 g, 126 mmol), and NaI (19 g, 126 mol) in acetonitrile (80 mL) was heated at reflux for 5.5 days. After cooling at rt, H₂O–acetonitrile (2:1, 360 mL) was added, and the mixture was stirred at 45 °C for 0.5 h. The resulting suspension was filtered, solid K₂CO₃ was added to the filtrate until pH 9-10, and the solution was extracted with CH₂Cl₂ (3x150 mL). The combined organic extracts were dried and concentrated, and the resulting oil was dissolved in CH₂Cl₂ (25 mL). AcOEt (120 mL) was added, and the mixture was stirred until the formation of a white solid, which was collected by filtration (52 g, 87%): mp 138-141 °C; ¹H NMR (300 MHz, CDCl₃) δ 1.75-1.87 (m, 2H), 2.13 (s, 6H), 2.54 (t, *J* = 5.9 Hz, 2H), 3.65-3.75 (m, 2H), 7.70-7.87 (m, 15H); ¹³C NMR (75.4 MHz, CDCl₃) δ 20.4 (d, *J* = 52.2 Hz), 20.5 (d, *J* = 3.3 Hz), 45.2 (s), 58.2 (d, *J* = 16.0 Hz), 117.9 (d, *J* = 86.2 Hz), 130.3 (d, *J* = 12.6 Hz), 133.3 (d, *J* = 10.5 Hz), 134.9 (d, *J* = 2.7 Hz); IR (KBr) 995, 1111, 1438 cm⁻¹. Anal. Calcd for C₂₃H₂₇NIP: C, 58.11; H, 5.73; N, 2.95; I, 26.70. Found: C, 58.13; H, 5.66; N, 2.90; I, 26.58.

(3-Dimethylaminopropyl)triphenylphosphonium Chloride (6, X = Cl). A mixture of 3-(dimethylamino)-1-propyl chloride hydrochloride (10 g, 63 mmol) and PPh₃ (16.5 g, 63 mmol) in 1-butanol (40 mL) was heated at reflux for 4 days. The mixture was cooled at rt, toluene–Et₂O (1:1, 50 mL) was added, and the solution was kept in the refrigerator for a night. The solid formed was filtered and washed with toluene–Et₂O and Et₂O to give pure 6·HCl (X = Cl) (15.6 g, 59%) as a white powder. A solution of this hydrochloride in 2 N aqueous K₂CO₃ (50 mL) was extracted with CH₂Cl₂ (3x30 mL). The combined organic extracts were dried and concentrated to give an oil, which was cooled in the refrigerator for 2 days to afford 6, (X =Cl) as a hygroscopic white solid (12.4 g, 90%): mp 188-191 °C; ¹H NMR (300 MHz, CDCl₃) δ 1.74-1.87 (m, 2H), 2.12 (s, 6H), 2.53 (t, *J* = 6.0 Hz, 2H), 3.77-3.89 (m, 2H), 7.69-7.89 (m, 15H); ¹³C NMR (75.4 MHz, CDCl₃) δ 19.9 (d, *J* = 52.2 Hz), 20.5 (d, *J* = 3.3 Hz), 45.0 (s), 58.2 (d, *J* = 16.0 Hz), 118.0 (d, *J* = 86.2 Hz), 130.2 (d, *J* = 12.6 Hz), 133.2 (d, *J* = 9.9 Hz), 134.7 (d, *J* = 2.8 Hz); IR (KBr) 995, 1112, 1434 cm⁻¹. Anal. Calcd for C₂₃H₂₇NCIP: C, 71.96; H, 7.09; N, 3.65; Cl, 9.24. Found: C, 71.93; H, 7.15; N, 3.52; Cl, 9.45.

Methyl [3-Formyl-4-(2-iodobenzyloxy)phenyl]acetate (5). A solution of methyl (3-formyl-4-hydroxyphenyl)acetate (16.7 g, 85.9 mmol) in acetonitrile (68 mL) was slowly added at rt to a mixture of 1-(chloromethyl)-2-iodobenzene (21.7 g, 85.9 mmol), K₂CO₃ (13.1 g, 94.5 mmol), and NaI (3.22 g, 21.5 mmol) in acetonitrile (273 mL), and the mixture was heated at reflux for 3 h. The solid was separated by filtration and the filtrate was concentrated. The resulting residue was dissolved in toluene (330 mL), and the organic solution was washed with 0.1 N aqueous NaOH and H₂O, dried, and concentrated. The residue was dissolved in acetone (330 mL) and poured into H₂O (500 mL). The mixture was filtered and the resulting solid was crystallized from toluene-cyclohexane to afford 5 (24.7 g, 70%): mp 68-70 °C; ¹H NMR (300 MHz, CDCl₃) δ 3.61 (s, 2H), 3.70 (s, 3H), 5.15 (s, 2H), 7.00-7.10 (m, 2H), 7.37-7.42 (m, 1H), 7.48-7.51 (m, 2H), 7.77 (d, *J* = 2.1 Hz, 1H), 7.90 (dd, *J* = 7.8, 1.2 Hz, 1H), 10.55 (s, 1H); ¹³C NMR (75.4 MHz, CDCl₃) δ 39.9 (CH₂), 52.1 (CH₃), 74.4 (CH₂), 97.2 (C), 113.3

(CH), 124.9 (C), 126.9 (C), 128.4 (CH), 128.6 (CH), 129.2 (CH), 129.8 (CH), 136.6 (CH), 138.0 (C), 139.4 (CH), 159.6 (C), 171.5 (C), 189.2 (CH); IR (NaCl) 1158, 1249, 1683, 1736, 2700, 2900 cm^{-1} . Anal. Calcd for $\text{C}_{17}\text{H}_{15}\text{IO}_4$: C, 49.78; H, 3.69. Found: C, 49.67; H, 3.66.

Methyl [4-(2-Formylbenzyloxy)-3-iodophenyl]acetate (9). Operating as above, from 2-(bromomethyl)benzaldehyde (11 g, 55.3 mmol), methyl (4-hydroxy-3-iodophenyl)acetate (16.1 g, 55 mmol), K_2CO_3 (8.36 g, 60.5 mmol), and NaI (2.07 g, 13.8 mmol) in acetonitrile (220 mL), compound **9** (18 g, 80%) was obtained after crystallization from acetone– H_2O : mp 93–97 $^\circ\text{C}$; ^1H NMR (300 MHz, CDCl_3) δ 3.54 (s, 2H), 3.70 (s, 3H), 5.55 (s, 2H), 6.90 (d, $J = 8.4$ Hz, 1H), 7.46 (dd, $J = 8.2, 2.2$ Hz, 1H), 7.54 (dd, $J = 7.8, 7.5$ Hz, 1H), 7.67–7.74 (m, 2H), 7.88 (dd, $J = 6.0, 1.3$ Hz, 1H), 8.08 (d, $J = 7.8$ Hz, 1H), 10.15 (s, 1H); ^{13}C NMR (75.4 MHz, CDCl_3) δ 39.6 (CH_2), 52.1 (CH_3), 68.6 (CH_2), 86.4 (C), 112.3 (CH), 127.4 (CH), 127.7 (CH), 128.4 (C), 130.4 (CH), 132.4 (C), 134.2 (CH), 134.5 (CH), 138.8 (C), 140.0 (CH), 156.0 (C), 171.6 (C), 193.4 (CH); IR (KBr) 1252, 1691, 1731, 2750, 2833 cm^{-1} . Anal. Calcd for $\text{C}_{17}\text{H}_{15}\text{IO}_4$: C, 49.78; H, 3.69; I, 30.94. Found: C, 49.81; H, 3.53; I, 31.24.

Methyl 3-[4-(Dimethylamino)but-1-enyl]-4-(2-iodobenzyloxy)phenylacetate (1). LHMDS (1 M in THF, 51.5 mL, 51.5 mmol) was added dropwise to a suspension of **6** ($X = \text{I}$) (24.3, 51.2 mmol) in anhydrous toluene (300 mL), and the resulting mixture was stirred at rt for 1h. A solution of **5** (5.00 g, 12.2 mmol) in anhydrous toluene (170 mL) was added and the resulting mixture was stirred at rt for 2.5 h. The reaction was quenched with H_2O (150 mL), and the aqueous layer was extracted with toluene. The combined organic extracts were extracted with 2 N aqueous HCl (150 mL), and then solid K_2CO_3 was added to the aqueous phase until pH 9. The alkaline solution was extracted with EtOAc, and the extracts were dried and concentrated. Column chromatography (Al_2O_3 , hexane–EtOAc 95:5 to 75:25) afforded compound **1** (4.26 g, 73%; *E/Z* 9:1) as an oil. Pure samples of both isomers were obtained after additional column chromatography.

Data for E-1: ^1H NMR (300 MHz, CDCl_3) δ 2.27 (s, 6H), 2.39-2.45 (m, 4H), 3.55 (s, 2H), 3.68 (s, 3H), 5.04 (s, 2H), 6.18-6.29 (m, 1H), 6.81 (d, $J = 8.7$ Hz, 1H), 6.84 (d, $J = 16.2$ Hz, 1H), 6.99-7.09 (m, 2H), 7.34-7.39 (m, 2H), 7.50 (dd, $J = 7.5, 1.8$ Hz, 1H), 7.86 (dd, $J = 7.9, 1.2$ Hz, 1H); ^{13}C NMR (75.4 MHz, CDCl_3) δ 31.8 (CH_2); 40.4 (CH_2), 45.4 (2 CH_3); 52.0 (CH_3), 59.4 (CH_2), 74.4 (CH_2), 96.9 (C), 112.8 (CH), 125.1 (CH), 126.6 (C), 127.2 (C), 127.3 (CH), 128.3 (CH), 128.4 (CH), 128.6 (CH), 129.3 (CH), 129.4 (CH), 139.1 (CH), 139.2 (C), 154.1 (C), 172.2 (C); IR (NaCl) 1245, 1737 cm^{-1} . Anal. Calcd for $\text{C}_{22}\text{H}_{26}\text{NIO}_3$: C, 55.12; H, 5.47; N, 2.92. Found: C, 55.12; H, 5.48; N, 2.83.

Data for Z-1: ^1H NMR (300 MHz, CDCl_3) δ 2.22 (s, 6H), 2.36-2.51 (m, 4H), 3.57 (s, 2H), 3.68 (s, 3H), 5.02 (s, 2H), 5.74 (dt, $J = 11.4, 6.8$ Hz, 1H), 6.67 (d, $J = 11.4$ Hz, 1H); 6.84 (d, $J = 8.7$ Hz, 1H), 6.97-7.13 (m, 2H), 7.20 (d, $J = 1.8$ Hz, 1H), 7.32-7.40 (m, 1H), 7.48-7.51 (m, 1H), 7.84 (dd, $J = 7.8, 1.2$ Hz, 1H); ^{13}C NMR (75.4 MHz, CDCl_3) δ 27.1 (CH_2), 40.4 (CH_2), 45.3 (2 CH_3), 52.0 (CH_3), 59.4 (CH_2), 74.2 (CH_2), 96.7 (C), 112.3 (CH), 125.2 (CH), 126.0 (C), 127.0 (C), 128.3 (2CH), 128.7 (CH), 129.3 (CH), 130.4 (CH), 130.9 (CH), 139.0 (CH), 139.2 (C), 154.9 (C), 172.1 (C); IR (NaCl) 1244, 1738 cm^{-1} . Anal. Calcd for $\text{C}_{22}\text{H}_{26}\text{NIO}_3$: C, 55.12; H, 5.47; N, 2.92. Found: C, 55.17; H, 5.54; N, 2.87.

Methyl 4-{2-[4-(Dimethylamino)but-1-enyl]benzyloxy}-3-iodophenylacetate (2). Operating as above, from aldehyde **9**, under the reaction conditions of Table **2**, mixtures of *E*-**2** and *Z*-**2** were obtained. Column chromatography (Al_2O_3 , hexane–EtOAc 95:5 to 75:25) afforded the pure isomers as oils.

Data for E-2: ^1H NMR (300 MHz, CDCl_3) δ 2.27 (s, 6H), 2.41-2.44 (m, 4H), 3.52 (s, 2H), 3.69 (s, 3H), 5.14 (s, 2H), 6.08-6.19 (m, 1H), 6.72 (d, $J = 15.6$ Hz, 1H), 6.83 (d, $J = 8.4$ Hz, 1H), 7.18-7.31 (m, 3H), 7.46-7.53 (m, 2H), 7.71 (d, $J = 2.1$ Hz, 1H); ^{13}C NMR (75.4 MHz, CDCl_3) δ 31.8 (CH_2), 39.6 (CH_2), 45.5 (2 CH_3), 52.1 (CH_3), 59.3 (CH_2), 69.4 (CH_2), 86.7 (C), 112.5 (CH), 126.1 (CH), 127.0 (CH), 127.5 (CH), 128.2 (CH), 128.2 (C), 128.4 (CH), 130.2 (CH), 131.5 (CH), 132.6 (C), 136.6 (C), 140.1 (CH), 156.3 (C), 171.7 (C); IR (NaCl) 1249, 1488, 1738 cm^{-1} . Anal. Calcd for $\text{C}_{22}\text{H}_{26}\text{NIO}_3$: C, 55.12; H, 5.47; I, 26.47; N, 2.92. Found: C, 54.97; H, 5.43; I, 26.63; N, 2.85.

Data for Z-2: ^1H NMR (300 MHz, CDCl_3) δ 2.17 (s, 6H), 2.29-2.35 (m, 4H), 3.51 (s, 2H), 3.68 (s, 3H), 5.05 (s, 2H), 5.76-5.85 (m, 1H), 6.60 (d, $J = 11.40$ Hz, 1H), 6.78 (d, $J = 8.1$ Hz, 1H), 7.16-7.31 (m, 4H), 7.63-7.66 (m, 1H), 7.70 (d, $J = 2.4$ Hz, 1H); ^{13}C NMR (75.4 MHz, CDCl_3) δ 26.9 (CH_2), 39.6 (CH_2), 45.3 (2 CH_3), 52.0 (CH_3), 59.3 (CH_2), 68.9 (CH_2), 86.6 (C), 112.2 (CH), 127.1 (CH), 127.4 (2CH), 127.5 (CH), 128.1 (C), 129.1 (CH), 130.1 (CH), 131.8 (CH), 134.0 (C), 135.6 (C), 140.0 (CH), 156.3 (C), 171.6 (C); IR (NaCl) 1250, 1489, 1738 cm^{-1} . Anal. Calcd for $\text{C}_{22}\text{H}_{26}\text{NIO}_3$: C, 55.12; H, 5.47; I, 26.47; N, 2.92. Found: C, 55.21; H, 5.68; I, 25.16; N, 2.87.

(Z)-Methyl 11-[3-(Dimethylamino)propylidene]-6,11-dihydrodibenz[*b,e*]oxepin-2-acetate (10). A mixture of the compound of *E-1* (600 mg, 1.25 mmol), K_2CO_3 (436 mg, 3.15 mmol), and Bu_4NCl (349 mg, 1.25 mmol) in 10:1 acetonitrile– H_2O (24 mL) was stirred at rt for 15 min $\text{Pd}(\text{OAc})_2$ (57 mg, 0.25 mmol) was added, and the mixture was stirred at 60 °C for 24 h. The solvent was removed under reduced pressure, and the resulting residue was dissolved in EtOAc (40 mL) and washed with saturated aqueous NaHCO_3 and aqueous NaCl solutions. The organic phase was dried, filtered, and concentrated. Column chromatography (Al_2O_3 , hexane–EtOAc 95:5 to 75:25) of the residue afforded **10** (264 mg, 60%) as an oil: ^1H NMR (300 MHz, CDCl_3) δ 2.22 (s, 6H), 2.41-2.46 (m, 2H), 2.56-2.63 (m, 2H), 3.52 (s, 2H), 3.66 (s, 3H), 5.18 (br, 2H), 5.71 (t, $J = 7.2$ Hz, 1H), 6.80 (d, $J = 8.4$ Hz, 1H), 7.02-7.09 (m, 2H), 7.22-7.30 (m, 4H); ^{13}C NMR (75.4 MHz, CDCl_3) δ 28.0 (CH_2), 40.2 (CH_2), 45.4 (2 CH_3), 51.9 (CH_3), 59.4 (CH_2), 70.3 (CH_2), 119.6 (CH), 123.8 (C), 125.5 (C), 126.1 (CH), 127.3 (2CH), 128.9 (CH), 129.8 (CH), 130.7 (CH), 131.9 (CH), 133.5 (C), 139.5 (C), 145.5 (C), 154.4 (C), 172.0 (C); IR (NaCl) 1225, 1489, 1739 cm^{-1} . Anal. Calcd for $\text{C}_{22}\text{H}_{25}\text{NO}_3 \cdot 1/4\text{H}_2\text{O}$: C, 74.24; H, 7.22; N, 3.94. Found: C, 74.59; H, 7.14; N, 3.77.

(E)-Methyl 11-[3-(Dimethylamino)propylidene]-6,11-dihydrodibenz[*b,e*]oxepin-2-acetate (11). Operating as in the above preparation of **10**, from *E-2* (100 mg, 0.21 mmol), compound **11** (40 mg, 55%) was obtained as an oil after column chromatography (Al_2O_3 , hexane–EtOAc 95:5 to 75:25): ^1H

NMR (300 MHz, CDCl₃) δ 2.16 (s, 6H), 2.28-2.43 (m, 4H), 3.53 (s, 2H), 3.67 (s, 3H), 4.78 (br, 1H), 5.54 (br, 1H), 6.03 (t, $J = 6.9$ Hz, 1H), 6.70 (d, $J = 8.4$ Hz, 1H), 7.20 (dd, $J = 8.5, 2.2$ Hz, 1H), 7.17-7.37 (m, 5H); ¹³C NMR (75.4 MHz, CDCl₃) δ 27.7 (CH₂), 40.2 (CH₂), 45.3 (2CH₃), 52.0 (CH₃), 59.2 (CH₂), 70.0 (CH₂), 119.3 (CH), 126.1 (C), 127.2 (C), 127.7 (CH), 127.8 (CH), 128.1 (CH), 128.4 (CH), 129.6 (CH), 130.2 (CH), 130.7 (CH), 134.1 (C), 139.6 (C), 141.0 (C), 154.1 (C), 172.2 (C); IR (NaCl) 1224, 1489, 1738 cm⁻¹. Anal. Calcd for C₂₂H₂₅NO₃: C, 75.19; H, 7.17; N, 3.99. Found: C, 74.82; H, 7.14; N, 3.81.

(Z)-11-[3-(Dimethylamino)propylidene]-6,11-dihydrodibenz[*b,e*]oxepin-2-acetic Acid Hydrochloride. 5 N aqueous NaOH (6.2 mL, 31.0 mmol) was added to a solution of **10** (3.32 g, 9.45 mmol) in MeOH (105 mL) and H₂O (21 mL). The mixture was stirred at rt for 3 h, neutralized with 2 N aqueous HCl, and concentrated to dryness. The resulting residue was dissolved in H₂O and the solution was filtered through an ionic exchange resin DIAION HP-20 (H₂O until negative test of AgNO₃ and then MeOH as eluents). The methanolic fractions gave olopatadine (2.64 g, 83%). 37% HCl (1 mL, 12.0 mmol) was added to a stirred solution of the above olopatadine in THF (65 mL), and the mixture was stirred for 5 min. The solid formed was filtered and suspended in acetone (60 mL). The suspension was refluxed for 30 min, cooled, and filtered to give olopatadine hydrochloride as a solid (2.33 g, 66% overall): mp 231-233 °C (dec); ¹H NMR (300 MHz, CD₃OD) δ 2.86 (s, 6H), 2.83-2.91 (m, 2H), 3.28-3.34 (m, 2H), 3.57 (s, 2H), 5.19 (br, 2H), 5.67 (t, $J = 7.3$ Hz, 1H), 6.81 (d, $J = 8.4$ Hz, 1H), 7.07-7.13 (m, 2H), 7.26-7.37 (m, 4H); ¹³C NMR (75.4 MHz, CD₃OD) δ 26.4 (CH₂), 40.5 (CH₂), 43.4 (2CH₃), 58.0 (CH₂), 71.5 (CH₂), 120.3 (CH), 124.8 (C), 126.5 (CH), 127.0 (CH), 128.4 (C), 128.5 (CH), 129.0 (CH), 130.1 (CH), 131.7 (CH), 132.8 (CH), 135.1 (C), 144.5 (C), 145.6 (C), 155.9 (C), 175.7 (C); IR (KBr) 1225, 1491, 1716, 2927 cm⁻¹. Anal. Calcd for C₂₁H₂₄NClO₃ · H₂O: C, 64.36; H, 6.69; N, 3.57. Found: C, 64.59; H, 6.30; N, 3.63.

(E)-11-[3-(Dimethylamino)propylidene]-6,11-dihydrodibenz[*b,e*]oxepin-2-acetic Acid

Hydrochloride. Operating as above, from ester **11** (973 mg, 2.77 mmol), *trans*-olopatadine hydrochloride was obtained as a white solid (728 mg, 70%): mp 170-173 °C; ¹H NMR (300 MHz, CD₃OD) δ 2.56-2.63 (m, 2H), 2.75 (s, 6H), 3.13 (t, *J* = 7.6 Hz, 2H), 3.53 (s, 2H), 4.78 (br, 1H), 5.51 (br, 1H), 5.98 (t, *J* = 7.2 Hz, 1H), 6.69 (d, *J* = 8.4 Hz, 1H), 7.06 (dd, *J* = 8.3, 2.3 Hz, 1H), 7.25-7.44 (m, 5H); ¹³C NMR (75.4 MHz, CD₃OD) δ 26.0 (CH₂), 40.8 (CH₂), 43.3 (2CH₃), 57.9 (CH₂), 70.9 (CH₂), 120.3 (CH), 125.9 (CH), 127.6 (C), 128.5 (C), 128.6 (CH), 129.5 (2CH), 130.0 (CH), 131.5 (CH), 132.0 (CH), 135.8 (C), 141.3 (C), 144.2 (C), 155.6 (C), 175.7 (C); IR (KBr) 1223, 1484, 1725, 2960 cm⁻¹. Anal. Calcd for C₂₁H₂₄NClO₃ · H₂O: C, 64.36; H, 6.69; N, 3.57. Found: C, 64.66; H, 6.47; N, 3.56.

Acknowledgment: We thank the AGAUR, Generalitat de Catalunya, for Grant 2009-SGR-1111.

Supporting Information Available: Copies of the ¹H and ¹³C NMR spectra of all compounds. This material is available free of charge via the Internet at <http://pubs.acs.org>.

References

- (1) Yanni, J. M.; Stephens, D. J.; Miller, S. T.; Weimer, L. K.; Graff, G. Parnell, D.; Lang, L. S.; Spellman, J. M.; Brady, M. T.; Gamache, D. A. *J. Ocular Pharmacol. Ther.* **1996**, *60*, 389-400.
- (2) Ohshima, E.; Otaki, S.; Sato, H.; Kumazawa, T.; Obase, H.; Ishii, A.; Ishii, H.; Ohmori, K.; Hirayama, N. *J. Med. Chem.* **1992**, *35*, 2074-2084.
- (3) For a recent synthesis of olopatadine involving the stereoselective Pd-catalyzed tandem cyclization—hydride capture of an acetylenic aryl iodide, see: Nishimura, K.; Kinugawa, M. *Org. Process Res. Dev.* **2012**, *16*, 225-231.
- (4) Bosch, J.; Bachs, J.; Gómez, A.; Alonso, Y.; Bessa, M. PCT Int. Appl. WO/2006/010459 A1.

- (5) For a review, see: Maryanoff, B. E.; Reitz, A. B. *Chem. Rev.* **1989**, *89*, 863-927.
- (6) For reviews, see: (a) Link, J. T.; Overman, E. In *Metal-catalyzed Cross-Coupling Reactions*; Diedrich, F.; Stang, P. J. Ed. Wiley: Weinheim, 1998; pp. 231-269. (b) Beletskaya, I. P.; Cheprakov, A. V. *Chem. Rev.* **2000**, *100*, 3009-3066. (c) Larhed M.; Hallberg, A. In *Handbook of Organopalladium Chemistry for Organic Synthesis*; Negishi, E., Ed.; Wiley: New York, 2002; Vol. 1, pp. 1133-1178.
- (7) Aldehyde **4** was prepared by formylation of methyl 4-hydroxyphenylacetate following a procedure (paraformaldehyde, anh. MgCl₂, and triethylamine in acetonitrile) reported for the *ortho*-formylation of related phenols: Hofsløkken, N. U.; Saktebøl, L. *Acta Chem. Scand.* **1999**, *53*, 258-262.
- (8) For the reaction of this ylide with a hindered aldehyde to stereoselectively form a *Z*-olefin, see: Corey, E. J.; Desai, M. C. *Tetrahedron Lett.* **1985**, *26*, 5747-5748.
- (9) Phosphonium iodide **6** (X = I) was prepared by reaction of 3-(dimethylamino)propyl chloride hydrochloride with PPh₃ in refluxing acetonitrile in the presence of NaI.
- (10) The yields were lower when using less excess of ylide. Heating at 60 °C resulted in less clean crude reaction mixtures.
- (11) Phosphonium chloride **6** (X = Cl) was prepared by reaction of 3-(dimethylamino)propyl chloride hydrochloride with PPh₃ in refluxing 1-butanol. This procedure proved to be more satisfactory than the one previously reported: de Castro Dantas, T. N.; Laval, J. P.; Lattes, A. *Phosphorus Sulfur* **1982**, *13*, 97-105.
- (12) (a) Linderman, R. J.; Meyers, A. I. *Tetrahedron Lett.* **1983**, *24*, 3043-3046. (b) Maryanoff, B. E.; Reitz, A. B.; Duhl-Emswiler, B. A. *J. Am. Chem. Soc.* **1985**, *107*, 217-226; and references cited therein.
- (13) Reitz, A. B.; Nortey, S. O.; Jordan, A. D.; Mutter, M. S.; Maryanoff, B. E. *J. Org. Chem.* **1986**, *51*, 3302-3308.
- (14) Zhang, X.-X.; Lippard, S. J. *J. Org. Chem.* **2000**, *65*, 5298-5305.

(15) Pilkington, B. L.; Armstrong, S.; Barnes, N. J.; Barnett, S. P.; Clarke, E. D.; Crowley, P. J.; Fraser, T. E. M.; Hughes, D. J.; Mathews, C. J.; Salmon, R.; Smith, S.C.; Viner, R.; Whittingham, W.; Williams, J.; Whittle, A. J.; Mound, W. R.; Urch, C. J. PCT Int. Appl. WO/01/90105 A1.

(16) Tetraalkylammonium salts have been used to enhance the reactivity in Heck-type reactions: Jeffery, T. *J. Chem. Soc., Chem. Commun.* **1984**, 1287-1289.

(17) Jeffery, T. *Tetrahedron Lett.* **1985**, 26, 2667-2670.

(18) The addition of PPh₃ resulted in more complex crude mixtures.

(19) Jeffery, T. *Tetrahedron* **1996**, 52, 10113-10130.