



Swansea University
Prifysgol Abertawe



Cronfa - Swansea University Open Access Repository

This is an author produced version of a paper published in :

EPJ Web of Conferences

Cronfa URL for this paper:

<http://cronfa.swan.ac.uk/Record/cronfa31611>

Paper:

Foka, Y., Aarts, G., Allton, C., De Boni, D., Hands, S., Praki, C., Jäger, B., Skullerud, J., Brambilla, N. & Kovalenko, V. (2017). Parity doubling of nucléons, Delta and Omega baryons across the deconfinement phase transition. *EPJ Web of Conferences*, 137, 07004

<http://dx.doi.org/10.1051/epjconf/201713707004>

This article is brought to you by Swansea University. Any person downloading material is agreeing to abide by the terms of the repository licence. Authors are personally responsible for adhering to publisher restrictions or conditions. When uploading content they are required to comply with their publisher agreement and the SHERPA RoMEO database to judge whether or not it is copyright safe to add this version of the paper to this repository.

<http://www.swansea.ac.uk/iss/researchsupport/cronfa-support/>

Parity doubling of nucleons, Delta and Omega baryons across the deconfinement phase transition

Gert Aarts¹, Chris Allton¹, Davide De Boni^{1,a}, Simon Hands¹, Chrisanthi Praki¹, Benjamin Jäger^{1,2,b}, and Jon-Ivar Skullerud³

¹Department of Physics, College of Science, Swansea University, Swansea SA2 8PP, United Kingdom

²ETH Zürich, Institute for Theoretical Physics, Wolfgang-Pauli-Str. 27, 8093 Zürich, Switzerland

³Department of Mathematical Physics, National University of Ireland Maynooth, Maynooth, Country Kildare, Ireland

Abstract. In this work we analyse positive- and negative-parity channels for the nucleon (spin 1/2 octet), Δ and Ω baryons (spin 3/2 decuplet) using lattice QCD. In Nature, at zero temperature, chiral symmetry is spontaneously broken, causing positive- and negative-parity ground states to have different masses. However, chiral symmetry is expected to be restored (for massless quarks) around the crossover temperature, implying that the two opposite parity channels should become degenerate. Here we study what happens in a temperature range which includes both the hadronic and the quark gluon plasma (QGP) phase. By analysing the correlation and spectral functions via exponential fits and the Maximum Entropy Method respectively, we have found parity doubling for the nucleon and Δ baryon channels in the QGP phase. For the Ω baryon we see a clear signal of parity doubling at the crossover temperature, which is however not complete, due to the nonzero strange quark mass. Moreover, in-medium effects in the hadronic phase are evident for all three baryons, in particular for the negative-parity ground states. This might have implications for the hadron resonance gas model. In this work we used the FASTSUM anisotropic $N_f = 2 + 1$ ensembles.

^ae-mail: d.de-boni.840671@swansea.ac.uk

^b2 = current address

1 Introduction

In Nature, at zero temperature, a considerable mass difference between the negative-parity ground state of the baryons and the positive-parity one is understood from chiral symmetry breaking. In the case of the nucleon and Δ baryon, this mass difference is far too big to be explained by the small explicit breaking of chiral symmetry due to the light u and d quarks. In fact it is well-known that the mass difference between the opposite-parity ground states is mainly a consequence of the spontaneous breaking of chiral symmetry. Since in the case of massless quarks chiral symmetry is expected to be restored above the deconfinement temperature, one would expect to see parity doubling in the QGP phase.

On the other hand, chiral symmetry restoration is not fully realised for the Ω baryon because of the relatively large mass of the strange quark. Therefore it would be very interesting to investigate what happens to the opposite parity channels of this particle at high temperatures. While there are many works on chiral symmetry at finite temperature in the mesonic sector (see e.g. [1]), surprisingly only a few quenched analyses are available in the baryonic sector [2–4]. Our aim here is to analyse parity doubling in the unquenched baryonic sector, in particular for the nucleon, Δ and Ω baryons. We study both correlators and spectral functions below and above the crossover temperature T_c . Our previous analyses for the nucleon sector can be found in [5, 6] and, more recently, [7] for the Δ baryon.

2 Baryonic correlators and spectral functions

In general a baryonic correlator is written as (see for instance [8, 9])

$$C(x) = \langle O^\alpha(x) \bar{O}^\alpha(0) \rangle, \quad (1)$$

with an implicit sum over the spin index α . The simplest annihilation operators for the nucleon, Δ and Ω baryons are respectively

$$O_N^\alpha(x) = \epsilon_{abc} u_a^\alpha(x) (d_b^\top(x) C \gamma_5 u_c(x)), \quad (2)$$

and [10, 11]

$$O_\Delta^\alpha(x) = \epsilon_{abc} \left[2 u_a^\alpha(x) (d_b^\top(x) C \gamma_i u_c(x)) + d_a^\alpha(x) (u_b^\top(x) C \gamma_i u_c(x)) \right], \quad (3)$$

$$O_\Omega^\alpha(x) = \epsilon_{abc} \left[s_a^\alpha(x) (s_b^\top(x) C \gamma_i s_c(x)) \right], \quad (4)$$

where the Lorentz index i is not summed and C corresponds to the charge conjugation matrix. We then project to a definite parity state by taking into account the interpolator $O_{N^\pm} = P_\pm O_N$ (analogously for the Δ and Ω baryons) in (1), where

$$P_\pm = \frac{1}{2} (\mathbb{1} \pm \gamma_4) \quad (5)$$

projects to positive or negative parity. We consider solely zero three-momentum correlators

$$C_\pm(\tau) = \int d\mathbf{x} C_\pm(\tau, \mathbf{x}). \quad (6)$$

Each correlator contains both parity channels since $C_-(\tau) = -C_+(1/T - \tau)$. This means that the positive-parity channel propagates forwards in time, whereas the negative-parity one propagates backwards in time. For massless quarks one can prove [9, 12] that a chiral rotation on the quark fields gives $C_\pm(\tau) = -C_\mp(\tau)$, implying that the two parity channels are degenerate.

Table 1. Simulation parameters used in this work. The available statistics for each ensemble is $N_{\text{cfg}} \times N_{\text{src}}$. The sources were chosen randomly in the four-dimensional lattice. The value $N_{\text{cfg}} = 139.5$ means that there are 139 configurations with 16 sources and 1 with 8.

N_s	N_τ	T [MeV]	T/T_c	N_{src}	N_{cfg}
24	128	44	0.24	16	139.5
24	40	141	0.76	4	501
24	36	156	0.84	4	501
24	32	176	0.95	2	1000
24	28	201	1.09	2	1001
24	24	235	1.27	2	1001
24	20	281	1.52	2	1000
24	16	352	1.90	2	1001

Using the Maximum Entropy Method (MEM) [13], we reconstruct the baryonic spectral functions $\rho(\omega)$, which are related to the baryonic correlators through the spectral relation [12]

$$C_\pm(\tau) = \int_{-\infty}^{+\infty} \frac{d\omega}{2\pi} \rho_\pm(\omega) \frac{e^{-\omega\tau}}{1 + e^{-\omega/T}}. \quad (7)$$

It is straightforward to prove that $\rho_+(-\omega) = -\rho_-(\omega)$, therefore positive (negative) frequencies of ρ_+ correspond to the positive (negative) parity channel. Moreover $\rho_\pm(\omega)$ are even functions in case of parity doubling. The MEM procedure demands that the spectral function be positive. One can prove that $\rho_+(\omega) \geq 0 \quad \forall \omega \in \mathbb{R}$ [12].

3 Lattice setup

The configurations used here are created by the FASTSUM collaboration [14–16], with 2+1 flavours of non-perturbatively-improved Wilson fermions. The configurations and the correlation functions have been generated using the CHROMA software package [11], via the SSE optimizations when possible [17]. Tab. 1 shows the simulation parameters based on the setup of the Hadron Spectrum Collaboration [18]. The masses of the u and d quarks produce an unphysical pion with a mass of 384(4) MeV [19]. The strange quark has been tuned to its physical value, therefore we expect the mass of the Ω baryon to be close to the physical one. In order to better reconstruct the spectral function from the correlator, we used an anisotropic lattice with $a_s/a_\tau = 3.5$ and $a_s = 0.1227(8)$ fm. This allows us to have a sufficiently large number of points in the Euclidean time direction even at high temperatures. From the calculation of the renormalized Polyakov loop one extracts the crossover temperature $T_c = 183$ MeV, which is higher than in Nature, due to the large pion mass.

Concerning the baryonic correlators, gaussian smearing [20] has been employed to increase the overlap with the ground state. In order to have a positive spectral weight, we apply the smearing on both source and sink, i.e.

$$\psi' = \frac{1}{A} (\mathbb{1} + \kappa H)^n \psi, \quad (8)$$

where A is an appropriate normalization and H is the spatial hopping part of the Dirac operator. We tuned the parameters to the values $n = 60$ and $\kappa = 4.2$, for maximising the length of the plateau for the effective mass of the ground state in the $N_s^3 \times N_t = 24^3 \times 128$ lattice. The hopping term contains APE smeared links [21] using $\alpha = 1.33$ and one iteration. The smearing procedure is only used in the spatial directions and applied equally to all temperatures and ensembles.

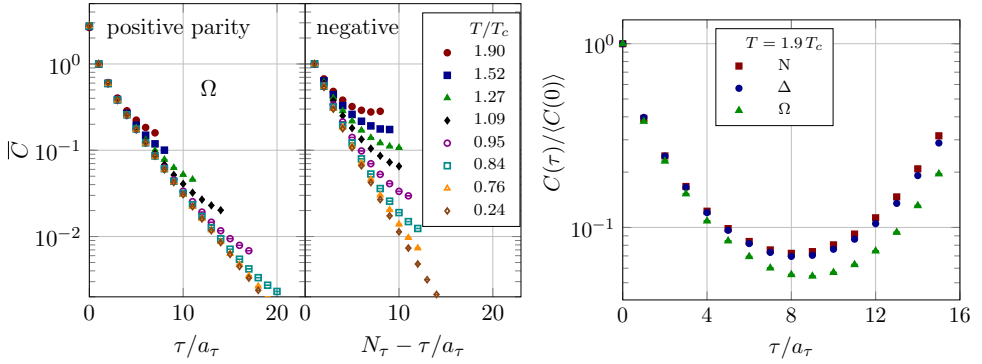


Figure 1. On the left: Ω -baryon correlators for the positive and negative parity channels at different temperatures. On the right: Correlators of the nucleon, Δ and Ω baryons at the highest temperature for our lattice.

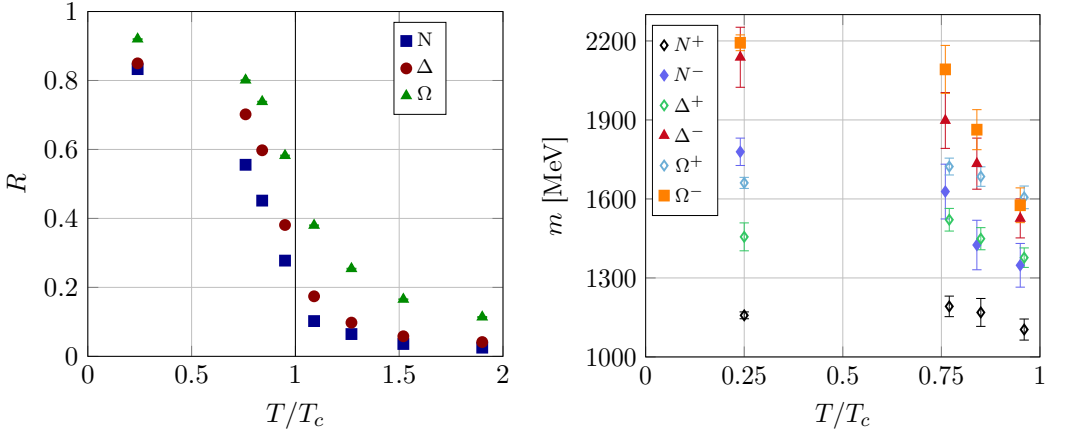


Figure 2. On the left: Temperature dependence of the R factors of the nucleon, Δ and Ω baryons. On the right: Ground state masses obtained using exponential fits to the nucleon, Δ - and Ω -baryon correlators at temperatures below T_c . The data for the positive-parity ground states are slightly shifted to the right in order to better compare with the other values.

4 Results for N , Δ and Ω baryons

The correlator of the Ω baryon is shown on the left panel of Fig. 1, in which the positive- and negative-parity channels are plotted separately. The correlators for the nucleon and Δ baryon are shown in [7], and their temperature behaviour is very similar to the one of the Ω baryon correlator. The correlators have been normalised to the first Euclidean time $\tau = a_\tau$ ($\tau = N_\tau a_\tau - a_\tau$) for the positive-(negative-) parity partner, i.e. (we write $C = C_+$ for ease of notation)

$$\overline{C}_+(\tau) = \frac{C(\tau)}{\langle C(a_\tau) \rangle} \quad \text{and} \quad \overline{C}_-(\tau) = \frac{C(N_\tau a_\tau - \tau)}{\langle C(N_\tau a_\tau - a_\tau) \rangle}. \quad (9)$$

Table 2. Ground state masses obtained using exponential fits to the nucleon, Δ and Ω baryons correlators for temperatures below T_c . The masses of the positive and negative parity ground states include an estimate for statistical and systematic uncertainties. The ratios δ_N , δ_Δ and δ_Ω are defined as $\delta = (m_- - m_+)/ (m_- + m_+)$. Note that δ_Ω is not accessible because m_Ω^- is still unknown.

T/T_c	0 [PDG]	0.24	0.76	0.84	0.95
m_N^+ [MeV]	939	1158(13)	1192(39)	1169(53)	1104(40)
m_N^- [MeV]	1535(10)	1779(52)	1628(104)	1425(94)	1348(83)
m_Δ^+ [MeV]	1232(2)	1456(53)	1521(43)	1449(42)	1377(37)
m_Δ^- [MeV]	1710(40)	2138(114)	1898(106)	1734(97)	1526(74)
m_Ω^+ [MeV]	1672.4(0.3)	1661(21)	1723(32)	1685(37)	1606(43)
m_Ω^- [MeV]	2250? 2380? 2470?	2193(30)	2092(91)	1863(76)	1576(66)
δ_N	0.241(1)	0.212(15)	0.155(35)	0.099(40)	0.100(35)
δ_Δ	0.162(14)	0.190(31)	0.110(31)	0.089(31)	0.051(28)
δ_Ω	0.147? 0.175? 0.192?	0.138(9)	0.097(23)	0.050(23)	-0.009(25)

This normalisation allows us to better compare the data at different temperatures. The right panel of Fig. 1 shows approximately symmetric correlators for both the nucleon and Δ baryon at the highest temperature we consider. This means that the two parity channels are degenerate. Moreover, the N and Δ correlators are almost identical, suggesting that they represent quasi-free u and d quarks, and do not distinguish the different spin dependence in the two channels.

The left panel of Fig. 2 shows the summed ratios of the three baryons, defined as

$$R \equiv \frac{\sum_{n=1}^{N_\tau/2-1} R(\tau_n)/\sigma^2(\tau_n)}{\sum_{n=1}^{N_\tau/2-1} 1/\sigma^2(\tau_n)}, \quad (10)$$

where

$$R(\tau) \equiv \frac{C(\tau) - C(N_\tau a_\tau - \tau)}{C(\tau) + C(N_\tau a_\tau - \tau)}. \quad (11)$$

By definition the R factor lies between 0 and 1, and $R = 0$ corresponds to a symmetric correlator. We use the statistical uncertainties as weights in eq.(10). On the left of Fig. 2 we see a clear signal of parity doubling around the crossover temperature T_c for all the three baryons, with possibly a slightly delayed effect for the Ω particle. The R factor is very close to zero at $T = 1.9 T_c$ for the nucleon and Δ baryon, indicating that their correlation functions become almost symmetric in the QGP phase (as already shown on the right of Fig. 1). On the other hand, the R factor for the Ω baryon remains finite at our highest temperature. This is expected from what is shown on the right plot of Fig. 1, in which the Ω correlator is still asymmetric. This indicates that we do not have a complete parity doubling for the Ω baryon at these temperatures, due to the finite strange quark mass of approximately 100 MeV. In Tab. 2 and in the right panel of Fig. 2 we show the ground state masses in the confined phase extracted from a simple exponential fit of the correlation function, that is

$$C_+(\tau) = A_+ e^{-m_+\tau} + A_- e^{-m_-(N_\tau a_\tau - \tau)}. \quad (12)$$

In order to estimate the systematic uncertainties of the four fit parameters, we have considered various Euclidean time intervals. To further suppress excited states, we have excluded very small times. The so-called Extended Frequentist Method [22, 23] has been used for carrying out the statistical analysis.

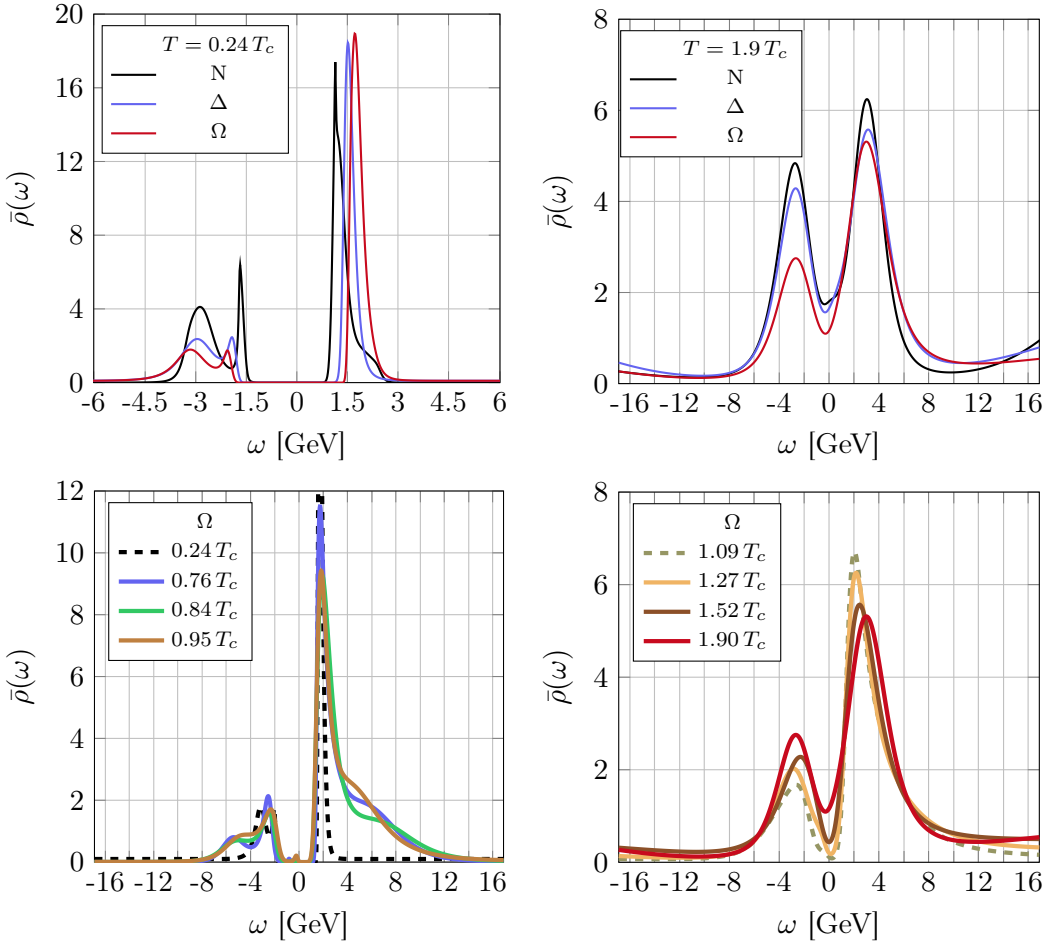


Figure 3. Top: On the left (right), comparison between the normalised spectral functions obtained using MEM at the lowest (highest) temperature on our lattice for the three baryons. Bottom: On the left (right), normalised spectral functions below (above) T_c for the Ω baryon. The dimensionless object $\bar{\rho}(\omega)$ is obtained from the normalised correlator $C(\tau)/(a_\tau \langle C(\tau = 0) \rangle)$.

This method considers all possible variations and weights the final results according to the obtained p -value, which measures how extreme an outcome is. Further information on this method can be found in [22, 23].

The lattice spacing was set by using the zero-temperature mass of the positive-parity ground state of the Ω baryon [19], therefore, by construction, the value we found at $T = 0.24 T_c$ has to be in agreement with the value of 1672.4(0.3) MeV found in Nature [24]. The ground state mass of the negative-parity channel is still unknown in the PDG and there are three possible candidates. The value we obtained in Tab. 2 at $T = 0.24 T_c$ seems to favour the candidate with the lowest mass. However, a systematic analysis (continuum extrapolation and physical u and d quarks) is necessary to make a prediction.

One can see that in-medium effects are more important in the negative-parity channel for all three

baryons, since the mass of the negative-parity ground state decreases considerably when temperature is increased, whereas the mass of the positive-parity partner is almost unaffected by temperature. The spectral function of the Ω baryon at different temperatures is plotted in the lower panels of Fig. 3. A similar plot for the other two baryons can be found in [7]. The positive-parity channel corresponds to $\omega > 0$, whereas $\omega < 0$ refers to the negative-parity channel. The spectral functions of the Ω baryon are not even functions of ω , either below or above T_c , indicating that the opposite parity channels are not degenerate. But one can still see a signal of parity doubling above T_c , since the spectral function becomes more symmetric with respect to the origin when temperature increases. In order to have a clear plot of many spectral functions in the same figure, error bars are not displayed. However, they do not modify what have been said above about the results.

At the top of Fig. 3 we show a comparison between the spectral functions of the three baryons for the lowest and highest temperatures on our lattice. Below T_c all the spectral functions are very asymmetric, whereas above T_c the spectral functions of the nucleon and Δ baryon are almost symmetric. Moreover, as a consequence of the almost identical nucleon and Δ -baryon correlator at $T = 1.9 T_c$, the corresponding spectral functions are nearly identical.

5 Conclusions

By studying the temperature dependence of the correlators, spectral functions and R factor, we clearly observe a signal of parity doubling of the ground state across the crossover temperature for the nucleon and Δ baryon, with parity doubling realised almost completely at the highest temperature on our lattice. In the Ω -baryon case the opposite parity ground states remain still distinct, but we still observe a tendency towards parity doubling. For the nucleon and Δ particle, the asymmetry in the parity partners at zero temperature is mainly due to spontaneous breaking of chiral symmetry, hence the observed parity doubling can be understood from the restoration of chiral symmetry, which is expected to occur at high temperature. We note that there is still a small explicit breaking of chiral symmetry since we are using massive u and d quarks in the Wilson formulation. On the other hand, the explicit breaking is not negligible in the case of the Ω baryon, which contains s quarks with physical mass of the order of T_c . Therefore the fact that parity doubling is not fully realised for this particle can be understood from this explicit breaking of chiral symmetry due to the massive s quark.

Acknowledgements

This work used the DiRAC Blue Gene Q Shared Petaflop system at the University of Edinburgh, operated by the Edinburgh Parallel Computing Centre on behalf of the STFC DiRAC HPC Facility (www.dirac.ac.uk). This equipment was funded by BIS National E-infrastructure capital grant ST/K000411/1, STFC capital grant ST/H008845/1, and STFC DiRAC Operations grants ST/K005804/1 and ST/K005790/1. DiRAC is part of the National E-Infrastructure. We acknowledge also STFC grant ST/L000369/1 and ICHEC. We are grateful to the Royal Society, the Wolfson Foundation and the Leverhulme Trust for support.

References

- [1] R. Rapp and J. Wambach, *Adv. Nucl. Phys.* **25** (2000) 1,
- [2] C. E. DeTar and J. B. Kogut, *Phys. Rev. Lett.* **59** (1987) 399; *Phys. Rev. D* **36** (1987) 2828.
- [3] S. Datta, S. Gupta, M. Padmanath, J. Maiti and N. Mathur, *JHEP* **1302** (2013) 145
- [4] I. Pushkina et al. [QCD-TARO Collaboration], *Phys. Lett. B* **609** (2005) 265,
- [5] G. Aarts, C. Allton, S. Hands, B. Jäger, C. Praki and J.-I. Skullerud, *Phys. Rev. D* **92** (2015) 014503 [1502.03603]
- [6] G. Aarts, C. Allton, S. Hands, B. Jäger, C. Praki and J.-I. Skullerud, *PoS LATTICE2015* (2015) 183 [1510.04040]
- [7] G. Aarts, C. Allton, D. De Boni, S. Hands, B. Jäger, C. Praki and J.-I. Skullerud, *PoS LATTICE2016* (2016) 037 [1610.07439]
- [8] I. Montvay and G. Münster, *Quantum Fields on a Lattice* (Cambridge University Press, 1997) 1–491
- [9] C. Gattringer and C. B. Lang, *Quantum Chromodynamics on the Lattice* (Springer, Heidelberg, 2010) 1–343
- [10] D. B. Leinweber, W. Melnitchouk, D. G. Richards, A. G. Williams and J. M. Zanotti, *Lect. Notes Phys.* **663** (2005) 71–112
- [11] SciDAC, LHPC, UKQCD collaboration, R. G. Edwards and B. Joo, *Nucl. Phys. Proc. Suppl.* **140** (2005) 832
- [12] G. Aarts, C. Allton, D. De Boni, S. Hands, B. Jäger, C. Praki and J.-I. Skullerud, *Work in progress*
- [13] M. Asakawa, T. Hatsuda and Y. Nakahara, *Prog. Part. Nucl. Phys.* **46** (2001) 459–508
- [14] G. Aarts, C. Allton, T. Harris, S. Kim, M. P. Lombardo, S. M. Ryan et al., *JHEP* **07** (2014) 097
- [15] G. Aarts, C. Allton, A. Amato, P. Giudice, S. Hands and J.-I. Skullerud, *JHEP* **02** (2015) 186
- [16] A. Amato, G. Aarts, C. Allton, P. Giudice, S. Hands and J.-I. Skullerud, *Phys. Rev. Lett.* **111** (2013) 172001
- [17] C. McClendon, *Optimized Lattice QCD Kernels for a Pentium 4 Cluster* Jlab preprint, JLAB-THY-01-29
- [18] R. G. Edwards, B. Joo and H.-W. Lin, *Phys. Rev. D* **78** (2008) 054501
- [19] H.-W. Lin et al., *Phys. Rev. D* **79** (2009) 034502
- [20] S. Güsken, U. Löw, K. H. Mütter, R. Sommer, A. Patel and K. Schilling, *Phys. Lett. B* **227** (1989) 266–269
- [21] APE collaboration, M. Albanese et al., *Phys. Lett. B* **192** (1987) 163–169
- [22] PARTICLE DATA GROUP collaboration, W. M. Yao et al., *J. Phys. G* **33** (2006) 1–1232
- [23] S. Dürr et al., *Journal Science* **322**, (2008) 1224-1227
- [24] PARTICLE DATA GROUP collaboration, K. A. Olive et al., *Review of Particle Physics*, *Chin. Phys. C* **38** (2014) 090001