

The British Association of Plastic Surgeons (2005) 58, 116-119



ELSEVIER



## SHORT REPORTS AND CORRESPONDENCE

# Carpal tunnel decompression. The impact of tourniquet, anaesthesia type, and operating team on patient satisfaction scores

A. Gulati<sup>a</sup>, I.S. Whitaker<sup>b,\*</sup>, M. Jaggard<sup>c</sup>, B.N. Arch<sup>d</sup>,  
J. Hopkinson-Woolley<sup>e</sup>

<sup>a</sup>Department of Emergency Medicine, Addenbrooke's Hospital NHS Trust, Cambridge, UK

<sup>b</sup>University of Cambridge, Cambridge, UK

<sup>c</sup>Queen's Medical Centre, Nottingham, UK

<sup>d</sup>Department of Medical Statistics, University of Cambridge, Cambridge, UK

<sup>e</sup>Ipswich Hospital, Ipswich, UK

Received 5 May 2004; accepted 10 June 2004

Carpal tunnel syndrome is a frequently encountered cause of upper extremity discomfort and disability, with an annual incidence of 0.1% in the general population<sup>1</sup> and over 2% in high-risk occupations.<sup>2</sup> A large proportion of patients fail to respond to conservative treatment with wrist splints, analgesics, lifestyle modification and corticosteroid injection.<sup>3</sup> In this group of patients, surgical release of the flexor retinaculum is indicated in order to decompress the carpal tunnel, as first described by Learmonth in 1933.<sup>4</sup> Surgical decompression of the carpal tunnel can be performed under local or general anaesthetic and with or without a tourniquet. A variety of techniques have been described, each with its individual merits and drawbacks. The increasing role of clinical governance in modern day practice places an even greater emphasis on the need to establish whether specific interventions meet patients' expectations. Previous studies have evaluated outcome following surgical decompression of the carpal tunnel using physical findings, disease specific questionnaires, and electromyography,

with reported success rates ranging from 70 to 90%.<sup>5</sup>

We used a validated patient completed questionnaire<sup>6</sup> to assess patient satisfaction following unilateral and bilateral carpal tunnel decompression in a large sample of patients in a district general hospital setting. We also investigated the impact of anaesthesia type, tourniquet usage and operating team on the clinical outcome. All patients in the study group were diagnosed by a consultant hand surgeon, using a mixture of clinical history, clinical tests and EMG recordings.

## Patients and methods

Two hundred and eighty nine consecutive patients who underwent carpal tunnel release between February 2000 and June 2001 were posted the PEM (Patient Evaluation Measure) questionnaire.<sup>3</sup> All patients were at least 6 months post-operative. The response rate was high with an 86% response rate (249). Two hundred and thirty, one sets of notes were reviewed and the following operative

\*Corresponding author.

E-mail address: [iaian\\_whitaker@yahoo.com](mailto:iaian_whitaker@yahoo.com)

variables were noted: operating team (hand team vs other), operating site (unilateral vs bilateral), anaesthetic type (general vs local) and tourniquet usage (tourniquet present vs absent). The results were statistically analysed using the Mann-Whitney *U* Test.

### The questionnaire

The PEM questionnaire was devised in 1995<sup>7</sup> and has since been shown to be a reliable, valid and responsive tool for assessing outcomes of disorders of the hand.<sup>6</sup> It uses a simple layout with the questions asked in a visual analogue form. Patients are required to circle a number from one to seven to determine the magnitude of each answer, with a low score signifying a higher level of satisfaction in each case.

### Results

The sample consisted of 231 patients of which 160 (69.3%) were female. The mean age was 57.2 (SD 15.7). Most patients were operated on by a hand team (63.6%), were given a local anaesthetic (84.0%), were operated on at the unilateral site (72.7%) and had a tourniquet used (79.2%). The median (IQR) PEM score was 26 (17.0,44.5). The frequency distribution of the total PEM score was negatively skewed with patients tending to have low scores indicating a high level of satisfaction. Neither age nor gender was associated with total PEM score.

None of the four operative variables tested were associated with the total PEM score (Table 1). Thus there were no significant differences between the median scores for the different operating team ( $p = 0.68$ , Fig. 1), operating site ( $p = 0.63$ , Fig. 2), anaesthetic type ( $p = 0.32$ , Fig. 3) or tourniquet usage ( $p = 0.70$ , Fig. 4). Patients who were not operated on by the hand team (Fig. 1) or who had a local anaesthetic (Fig. 3) were noted to be more variable in their scores.

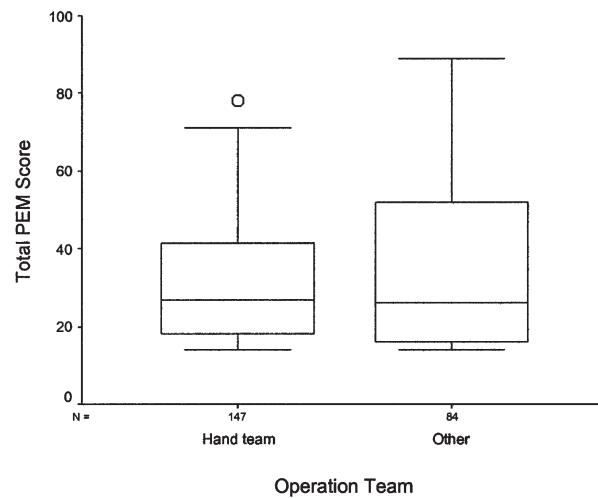


Figure 1 Boxplot showing distribution of total score by operation team.

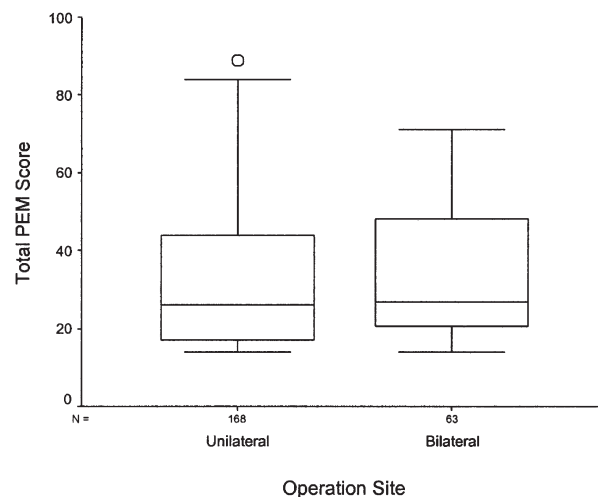


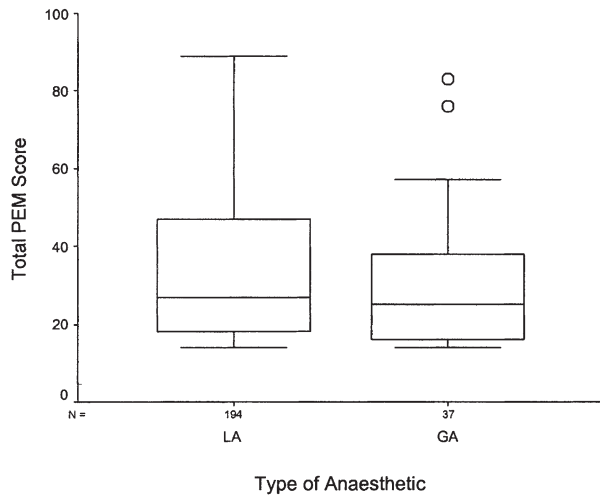
Figure 2 Boxplot showing distribution of total score by operation site.

### Discussion

The low median PEM score (26) and negatively skewed PEM score distribution both correlate with a high level of patient satisfaction following carpal tunnel decompression. This observation is consistent with the findings of several other studies, which have used patient administered questionnaires to assess the results of carpal tunnel releases.<sup>5,8,9</sup>

Table 1 Median (interquartile range) PEM scores for different operative variables and corresponding *p*-values (Mann-Whitney *U* Test)

Variable	Median PEM Score		<i>p</i> -value
Hand team/other	27(18,41.5)	26(16,52)	0.68
Unilateral/bilateral	26(17,44)	27(20.5,48)	0.63
Local/general anaesthetic	27(18,47)	25(16,38)	0.32
Tourniquet used/not used	26(18.5,45)	26.5(16.5,42.5)	0.70



**Figure 3** Boxplot showing distribution of total score by anaesthetic type.

Such questionnaires are more sensitive to the clinical alteration produced by surgical carpal tunnel decompression, as compared with physical assessment.<sup>10</sup> Although the opinions of surgeons are useful in evaluating post-operative outcome, patient satisfaction remains the standard for measuring the success of surgery.

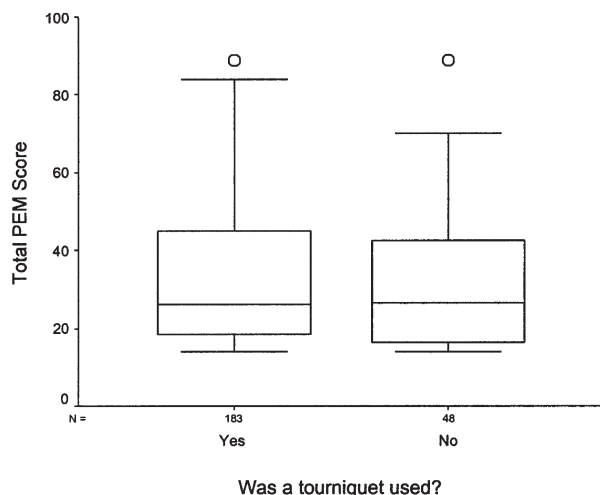
We found the PEM questionnaire to be an efficient way of collecting information on outcome for audit purposes. The advantage of such generic assessment is that the impact of disease on patients' quality of life is also considered, a factor which may be overlooked with disease-specific tools such as the Levine questionnaire for carpal tunnel syndrome.<sup>9</sup> The questionnaire's simple

analogue scale was well-received by the patients in this study, reflected by the high response rate (86%) achieved.

There is an increasing trend towards sub-specialisation within surgery with the result that patients benefit from the increased levels of knowledge and competence on offer. However, at the same time the dangers of over-specialisation have been well discussed.<sup>11</sup> This study compared the results of three different specialist hand teams against all the other orthopaedic operating teams. In our study, specialist hand teams achieve no greater patient satisfaction. A significant proportion of patients in this study (27.3%) exhibited bilateral symptoms. Patients sometimes poorly tolerate bilateral carpal tunnel decompression and are occasionally disappointed when one hand fails to show the dramatically rapid recovery that the other does. However, in this study simultaneous carpal tunnel release at both wrists produced an equivalent level of patient satisfaction to those patients who were operated on only one hand.

Several previous studies have addressed the merits and drawbacks of performing carpal tunnel decompression using different anaesthetic techniques. Phalen in 1966<sup>12</sup> first raised the possibility of carrying out carpal tunnel decompression under local anaesthesia. Local anaesthesia is well tolerated,<sup>13</sup> can be performed by surgeons themselves, is suitable for outpatient surgery and is quick and safe to administer in the small quantities required.<sup>14</sup> The use of a tourniquet for carpal tunnel decompression has been the source of much interest. Tourniquet control creates a bloodless field, which assists anatomic dissection and enables better visualisation of important structures. It may be argued that this is of limited value due to the predictable nature and limited dissection involved in carpal tunnel release. Tourniquet application may cause subclinical, temporary changes in the forearm muscles, constraining available operative time and contributing to post-operative hand oedema.<sup>15</sup>

Although much attention has been paid to the safety and efficacy of carpal tunnel decompression under local or general anaesthetic and with or without a tourniquet, there is little information on whether these variables actually affect patient satisfaction and clinical outcome. Our results suggest that surgical division of the flexor retinaculum produces a high level of patient satisfaction in individuals with carpal tunnel syndrome. The precise operative factors and specialist hand teams have not been shown in this study to yield a superior clinical outcome.



**Figure 4** Boxplot showing distribution of total score by tourniquet use.

## Acknowledgement

We would like to thank the Clinical Audit Department at Ipswich Hospital for their help in data collection.

## References

1. Stevens JC, Sun S, Beard CM, O'Fallon WM, Kurland LT. Carpal tunnel syndrome in Rochester, Minnesota, 1961 to 1980. *Neurology* 1988;**38**:134–8.
2. Franklin GM, Haug J, Heyer N, Checkoway H, Peck N. Occupational carpal tunnel syndrome in Washington State, 1984–1988. *Am J Public Health* 1991;**81**(6):741–6.
3. Kaplan SJ, Glickel SZ, Eaton RG. Predictive factors in the non-surgical treatment of carpal tunnel syndrome. *J Hand Surg* 1990;**15B**(1):106–8.
4. Learmonth JR. The principle of decompression in treatment of certain diseases of peripheral nerves. *Surg Clin North Am* 1933;**13**:905–13.
5. Rege AJ, Sher JL. Can the outcome of carpal tunnel release be predicted? *J Hand Surg* 2001;**26B**(2):148–50.
6. Dias JJ, Bhowal B, Wildin CJ, Thompson JR. Assessing the outcome of disorders of the hand. Is the patient evaluation measure reliable, valid, responsive and without bias? *J Bone Joint Surg* 2001;**83B**(2):135–40.
7. Macey AC, Burke FD, Abbott K, et al. Outcomes of hand surgery. British Society for Surgery of the Hand. *J Hand Surg* 1995;**20B**(6):841–55.
8. Katz JN, Gelberman RH, Wright EA, Abrahamsson SO, Lew RA. A preliminary scoring system for assessing the outcome of carpal tunnel release. *J Hand Surg* 1994;**19A**(4):531–8.
9. Levine DW, Simmons BP, Koris W, et al. A self-administered questionnaire for the assessment of severity of symptoms and functional status in carpal tunnel syndrome. *J Bone Joint Surg* 1993;**75A**(11):1585–92.
10. Amadio PC, Silverstein MD, Ilstrup DM, Schleck CD, Jensen LM. Outcome assessment for carpal tunnel surgery: the relative responsiveness of generic, arthritis-specific, disease-specific, and physical examination measures. *J Hand Surg* 1996;**21A**(3):338–46.
11. Loeffler U. The drawbacks of overspecialisation. *J R Coll Surg Edinb* 1999;**44**:11–12.
12. Phalen GS. The carpal-tunnel syndrome. Seventeen years' experience in diagnosis and treatment of six hundred fifty-four hands. *J Bone Joint Surg* 1966;**48A**(2):211–28.
13. Altissimi M, Mancini GB. Surgical release of the median nerve under local anaesthesia for carpal tunnel syndrome. *J Hand Surg* 1988;**13B**(4):395–6.
14. Gibson M. Outpatient carpal tunnel decompression without tourniquet: a simple local anaesthetic technique. *Ann R Coll Surg Engl* 1990;**72**(6):408–9.
15. Tzarnas CD. Carpal tunnel release without a tourniquet. *J Hand Surg* 1993;**18A**(6):1041–3.