

Coupling of Vinylic Tellurides with Alkynes Catalyzed by Palladium Dichloride: Evaluation of Synthetic and Mechanistic Details

Cristiano Raminelli,[†] Martin H. G. Precht,[†] Leonardo S. Santos,[‡]
Marcos N. Eberlin,[‡] and João V. Comasseto^{*,†}

Instituto de Química, Universidade de São Paulo, Av. Prof. Lineu Prestes, 748, CEP 05508-900, São Paulo, SP, Brazil, and Instituto de Química, Universidade Estadual de Campinas, CEP 13083-970, Campinas, SP, Brazil

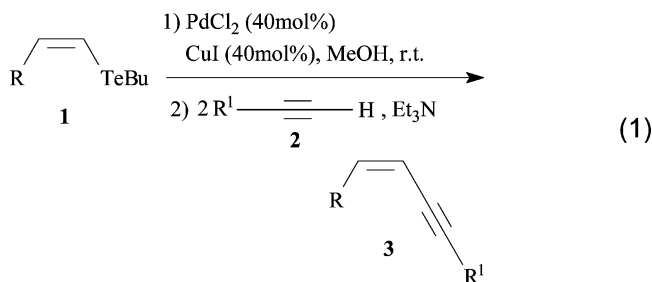
Received March 17, 2004

Under palladium dichloride catalysis, vinylic tellurides couple efficiently with alkynes with retention of the double-bond geometry. Herein we show that the amount of the PdCl₂ catalyst can be reduced from 40 mol % to 10 mol % by using copper(II) chloride as an oxidizing agent. Under these conditions, an inert atmosphere is no longer required and the reaction occurs quite efficiently in the presence of air, leading to the enynes in 40–82% isolated yields. Mass and tandem mass spectrometric experiments using electrospray ionization were performed, and Pd–Te cationic intermediates were, for the first time, intercepted and transferred to the gas phase for structural characterization. An expanded catalytic cycle for this important method for enyne synthesis is proposed.

Introduction

In the last two decades, the ability of organotellurium compounds to promote the stereocontrolled formation of carbon–carbon bonds has been widely explored.¹ Most of the methods developed for this purpose are stoichiometric processes and involve the transformation of the organotellurium compound into a reactive organometallic, mainly organolithium^{1–5} and organocopper^{1,6–8} reagents. In the context of green chemistry, the development of catalytic methods to promote carbon–carbon bond formation is highly recommended;⁹ hence, our group has been exploring the use of catalytic processes in organic tellurium chemistry. Several years ago Uemura published his pioneering report on the carbodetelluration of organotellurium compounds catalyzed by a palladium(II) salt.¹⁰ In this and subsequent works^{11–13} Uemura emphasized the influence of the substrate structure and the reaction medium in the

course of the catalyzed transformations. In 1999, we reported the alkynylation reaction of butyl vinyl tellurides (**1**) promoted by PdCl₂/CuI (eq 1).¹⁴ Shortly



thereafter Dabdoub and Marino reported the coupling of vinylic tellurides with alkynylzinc catalyzed by palladium.¹⁵ More recently, Zeni et al. reported several couplings of alkynes with vinylic and aromatic tellurides promoted by palladium dichloride.^{16–24} The Pd-catalyzed

* To whom correspondence should be addressed. Tel: +55 11 30912176. Fax: +55 11 38155579. E-mail: jvcomass@iq.usp.br.

[†] Universidade de São Paulo.

[‡] Universidade Estadual de Campinas.

(1) Comasseto, J. V.; Barrientos-Astigarraga, R. E. *Aldrichim. Acta* **2000**, 33(2), 66.

(2) Kauffmann, T. *Angew. Chem., Int. Ed. Engl.* **1982**, 21, 410.

(3) Hiuro, T.; Kambe, N.; Ogawa, A.; Miyoshi, N.; Murai, S.; Sonada, N. *Angew. Chem., Int. Ed. Engl.* **1987**, 26, 1187.

(4) Barros, S. M.; Comasseto, J. V.; Berriel, J. *Tetrahedron Lett.* **1989**, 30, 7353.

(5) Dabdoub, M. J.; Dabdoub, V. M. B.; Comasseto, J. V. *Tetrahedron Lett.* **1992**, 33, 2261.

(6) Comasseto, J. V.; Berriel, J. *Synth. Commun.* **1990**, 20, 1681.

(7) Tucci, F. C.; Chieffi, A.; Comasseto, J. V. *J. Org. Chem.* **1996**, 61, 4975.

(8) de Araújo, M. A.; Comasseto, J. V. *Synlett* **1995**, 1145.

(9) Anastas, P. T.; Kirchhoff, M. M. *Acc. Chem. Res.* **2002**, 35, 686.

(10) Uemura, S.; Wakasugi, M.; Okano, M. *J. Organomet. Chem.* **1980**, 194(3), 277.

(11) Uemura, S.; Takahashi, H.; Ohe, K. *J. Organomet. Chem.* **1992**, 423, C9–C12.

(12) Nishibayashi, Y.; Cho, C. S.; Uemura, S. *J. Organomet. Chem.* **1996**, 507, 197.

(13) Nishibayashi, Y.; Cho, C. S.; Ohe, K.; Uemura, S. *J. Organomet. Chem.* **1996**, 526, 335.

(14) Zeni, C.; Comasseto, J. V. *Tetrahedron Lett.* **1999**, 40, 4619.

(15) Dabdoub, M. J.; Dabdoub, V. B.; Marino, J. P. *Tetrahedron Lett.* **2000**, 41, 437.

(16) Zeni, G.; Menezes, P. H.; Moro, A. V.; Braga, A. L.; Silveira, C. C. *Synlett* **2001**, 9, 1473.

(17) Zeni, G.; Nogueira, C. W.; Panatieri, R. B.; Silva, D. O.; Menezes, P. H.; Braga, A. L.; Silveira, C. C.; Stefani, H. A.; Rocha, J. B. T. *Tetrahedron Lett.* **2001**, 42, 7921.

(18) Braga, A. L.; de Andrade, L. H.; Silveira, C. C.; Moro, A. V.; Zeni, G. *Tetrahedron Lett.* **2001**, 42, 8563.

(19) Zeni, G.; Lüdtke, D. S.; Nogueira, C. W.; Panatieri, R. B.; Braga, A. L.; Silveira, C. C.; Stefani, H. A.; Rocha, J. B. T. *Tetrahedron Lett.* **2001**, 42, 8927.

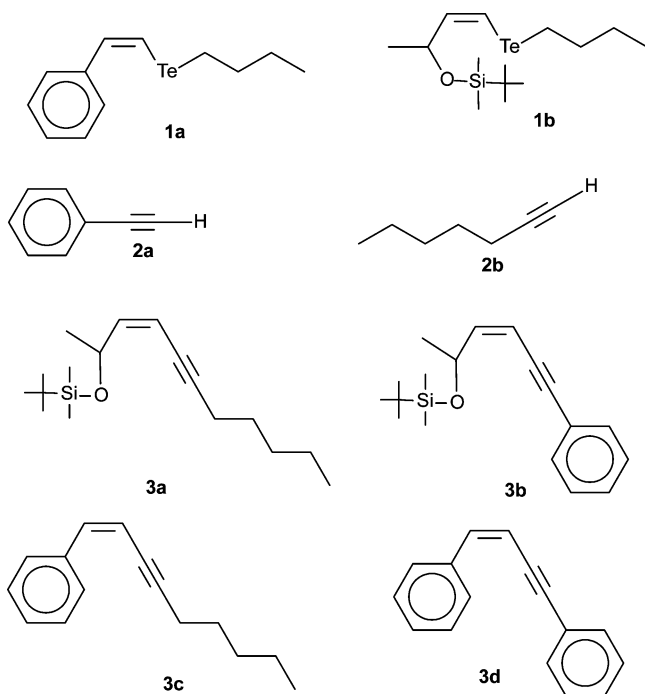
(20) Zeni, G.; Perin, G.; Cella, R.; Jacob, R. G.; Braga, A. L.; Silveira, C. C.; Stefani, H. A. *Synlett* **2002**, 6, 975.

(21) Braga, A. L.; Vargas, F.; Zeni, G.; Silveira, C. C.; de Andrade, L. H. *Tetrahedron Lett.* **2002**, 43, 4399.

(22) Zeni, G.; Nogueira, C. W.; Silva, D. O.; Menezes, P. H.; Braga, A. L.; Stefani, H. A.; Rocha, J. B. T. *Tetrahedron Lett.* **2003**, 44, 685.

(23) Zeni, G.; Nogueira, C. W.; Silva, D. O.; Menezes, P. H.; Braga, A. L.; Stefani, H. A.; Rocha, J. B. T. *Tetrahedron Lett.* **2003**, 44, 1387.

Chart 1

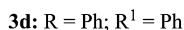
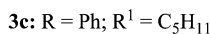
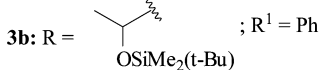
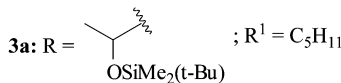
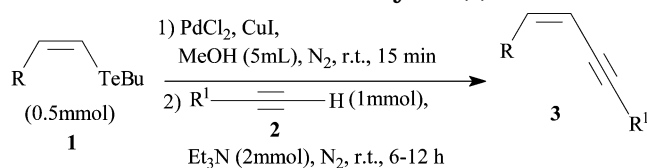


alkynylation has been recently reviewed and is nowadays one of the most important methods for the synthesis of alkynes.²⁵ The reaction developed in our laboratory (eq 1) uses 40 mol % of both PdCl₂ and CuI. Owing to its high cost, it is mandatory to downsize the amount of palladium dichloride necessary to promote the coupling reaction in good yields if one plans to use this reaction in cost-effective preparative organic chemistry. Many catalytic reactions are also highly sensitive to small changes in experimental conditions; therefore, the general reaction procedure must be carefully established to allow reproducibility. Toward this end, a systematic evaluation of the reaction variables (eq 1) must be done to shed light on the limiting factors of this interesting coupling reaction. To perform such an evaluation, we have chosen two butyl vinyl tellurides, one aromatic (**1a**) and one aliphatic presenting some degree of steric hindrance at C₃ (**1b**), and phenylacetylene (**2a**) and 1-heptyne (**2b**) as the alkynes. The products formed were the enynes **3a–d** (Chart 1). The solvent, the base, and the temperature remained the same, and the amounts of PdCl₂ and CuI were varied as described in Table 1 (entries 1–5). The reaction was also performed in the absence of CuI (Table 1, entries 6–8). Finally, several oxidizing agents or additives other than CuI were tested. In this paper we report the results of this systematic study with full experimental details and mechanistic reevaluation.

Results and Discussion

We initiated this study by performing the coupling reaction under anhydrous conditions and under a nitrogen atmosphere. The reaction of the vinylic telluride **1** with the alkyne **2** in the presence of PdCl₂ and

Table 1. Influence of the Amount of PdCl₂ and CuI in the Coupling Reaction of Vinylic Tellurides (1**) with Terminal Alkynes (**2**)**



entry	amt (mol %)		conversion ^c (%)			
	PdCl ₂	CuI	3a ^d	3b ^d	3c ^e	3d ^e
1	20	20	19	30	45	26
2	40	40	49	54	80	75
3	60	60	60	94	>99	97
4	80	80	95	98	>99	99
5 ^a	100	100	>99	>99	>99 ^f	98
6 ^b	20	20	18	24	22	27
7 ^b	40	40	56	58	54	62
8 ^b	100	100	>99	98	>99 ^g	>99

^a This reaction was carried out using 1 mmol of the vinylic telluride **1**, 2 mmol of the alkyne **2**, 4 mmol of Et₃N, and 10 mL of MeOH. Isolated yields: 89% (**3a**), 92% (**3b**), 93% (**3c**), and 93% (**3d**). ^b The reaction was performed in the absence of CuI. ^c Determined by gas chromatography relative to the starting materials (**1a, b**) after workup. ^d Reaction time 12 h. ^e Reaction time 6 h. ^f Compound **3c** was not obtained when the reaction was carried out without PdCl₂. ^g Carried out using 1 mmol of **1a**, 2 mmol of **2b**, 4 mmol of Et₃N, and 10 mL of MeOH. Isolated yield: 75%.

CuI, leading to the enyne **3**, was performed as described in Table 1. The best results were obtained when stoichiometric amounts of PdCl₂ and CuI were used (entry 5). Under these conditions the isolated yields were in the range of 90% for all compounds prepared. By using 80 and 60 mol % of PdCl₂ and CuI, the conversion was still high, except for compound **3a**, indicating the lower reactivity of the aliphatic alkyne **2b** relative to **2a**. When the amount of PdCl₂ and CuI was reduced to 40 mol %, the conversions were still acceptable for **3c** and **3d**, but they dropped considerably for **3a** and **3b** (entry 2). At 20 mol % of the catalysts the conversions are low in all cases (entry 1). In all experiments the homocoupling product alkyne–alkyne was observed as a byproduct, in agreement with other reports in which similar conditions were employed.²⁶ Next, we examined the influence of CuI by performing the reaction with no addition of this salt. The results (Table 1, entries 6–8) showed that CuI has little effect in the conversion of **1** into **3**. As in the reaction in the presence of CuI, the homocoupling alkyne–alkyne product was also formed, as well as other unidentified byproducts. Searching for better conditions to perform the coupling reaction, we tested several oxidizing agents or additives as attempts to reduce the amount of PdCl₂. The same general procedure described in Table 1 was used, and the results are summarized in Table 2. The

(24) Zeni, G.; Nogueira, C. W.; Pena, J. M.; Pilissão, C.; Menezes, P. H.; Braga, A. L.; Rocha, J. B. T. *Synlett* **2003**, 4, 579.

(25) Zeni, G.; Braga, A. L.; Stefani, H. A. *Acc. Chem. Res.* **2003**, 36(10), 731.

(26) Negishi, E.; Anastasia, L. *Chem. Rev.* **2003**, 103, 1979.

Table 2. Influence of the Oxidizing Agent or Additive in the Palladium-Catalyzed Coupling Reaction of the Vinylic Telluride 1a with Alkyne 2b

1) PdCl₂, oxidizing agent or additive,
solvent (10mL), N₂, r.t., 15 min

1a (1mmol) → 3c

2) 2b (2mmol), Et₃N (4mmol),
N₂, r.t., 1-24 h

entry	amt of PdCl ₂ (mol %)	oxidizing agent or additive ^c	solvent	time (h) ^g	conversn (%) ^j
1	10	K ₂ S ₂ O ₈ ^d	MeOH	1 ^h	80
2	10	CH ₃ COOAg ^e	MeOH	3 ^h	12
3	10	FeCl ₃	MeOH	1 ^h	25
4	10	CuI	MeOH	1 ^h	24
5	10	ZnCl ₂	MeOH	1 ^h	11
6	10	CuCl ₂	MeOH	24 ⁱ	91 ^k
7 ^a	10	CuCl ₂	MeOH	24 ⁱ	94 ^k
8	20	CuCl ₂	MeOH	24 ⁱ	90
9	10	CuCl ₂	DMF/THF ^f	24 ⁱ	71
10 ^b	10	CuCl ₂	MeOH	24 ⁱ	93

^a Carried out with 4 mmol of CuCl₂. ^b Carried out under dry conditions in the absence of an inert atmosphere, without stirring for 15 min after the addition of the reagents and using 1.1 mmol of 1-heptyne. Isolated yield: 63%. ^c The amount used was 2 mmol in all cases. ^d Added after the PdCl₂ and not flame-dried under a stream of deoxygenated and dry nitrogen. ^e Added after the PdCl₂, not flame-dried under a stream of deoxygenated and dry nitrogen, and carried out in the absence of light. ^f DMF/THF = 6 mL/6 mL. ^g Determined by GC. ^h After this time conversions did not increase. ⁱ The reaction was stopped after stirring for the reported time. ^j Determined by GC. ^k Average value of two runs.

Table 3. Yields of the Enynes 3a–d for the Coupling Reaction of 1a,b and 2a,b Using PdCl₂ and CuCl₂ in the Absence of an Inert Atmosphere

PdCl₂ (10mol%),
CuCl₂ (2mmol), R¹—C≡C—H,
Et₃N (4mmol), MeOH, r.t.

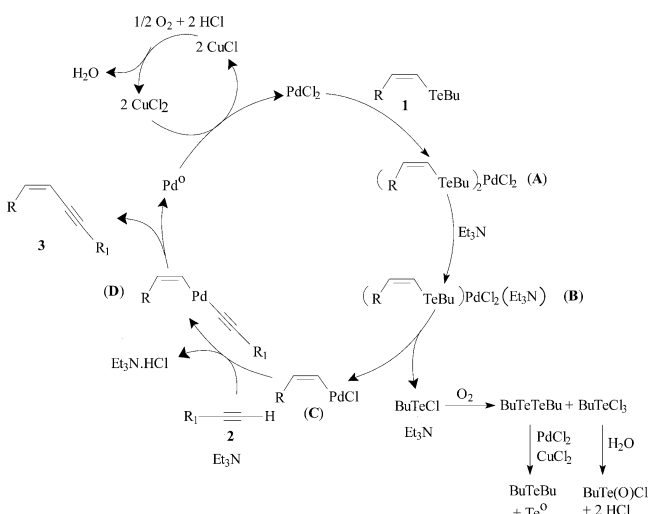
1 (1mmol) → 3 (2)

entry	yield (%) ^a			
	3a	3b	3c	3d
1 ^b	47	30	63	58
2 ^c	68 ^d	40	82 ^e	79

^a Isolated yield. ^b Reaction performed with 1.1 equiv of the alkyne (2a,b). Reaction time 24 h. ^c Reaction performed with 2 equiv of the alkyne (2a,b). Reaction time: 48 h (3a), 48 h (3b), 36 h (3c), and 40 h (3d). ^d The homocoupling alkyne-alkyne product was obtained in a yield of 33%. ^e Compound 3c was not obtained when the reaction was carried out without PdCl₂.

best results were achieved when CuCl₂ was used (entries 6–8 and 10). In one case (entry 10), the reaction was carried out using the same general procedure described in Table 1, except that an inert atmosphere was not used. Good conversion was still observed. In view of this result, we performed the reaction using these new experimental conditions and using 1.1 and 2.0 equiv of the alkynes 2a,b (Table 3, eq 2, entries 1 and 2, respectively). In this last case, improved yields were indeed observed (Table 3, entry 2).

Three main features of this reaction must be emphasized. The homocoupling alkyne-alkyne compound was formed as a byproduct. No bad-smelling compound evolved during the workup, indicating that dibutyl ditelluride, a common byproduct of the transmetalation reaction, was not obtained. Analyses of the black precipitate formed showed that the solid contained carbon and hydrogen, as indicated by microanalysis, as

Scheme 1. Proposed Mechanism for the Coupling of Vinylic Tellurides with Alkynes Catalyzed by Palladium Dichloride in the Presence of CuCl₂ and Air

well as Pd, Te, and Cu, as indicated by flame spectrometry analysis.

An important observation was the extraction of dibutyl telluride of the black precipitate after stirring with ethyl acetate for 48 h. Following this observation, dibutyl ditelluride was stirred for 24 h under the same reaction conditions shown in Table 3, except that no alkyne was added. In this way dibutyl telluride was obtained after addition of brine and extraction of the mixture with ethyl acetate.

A possible mechanism that accommodates the features of the coupling reaction is illustrated by the catalytic cycle of Scheme 1. This cycle was initially proposed in analogy with a published one.^{11–13} The palladium(II) would be recovered by oxidation of palladium(0) through a Wacker process.²⁷

Mass Spectrometric Experiments. Looking for experimental support to validate the catalytic cycle proposed in Scheme 1, we decided to investigate the coupling reaction of vinylic tellurides with alkynes promoted by PdCl₂ by means of mass spectrometry techniques. Atmospheric pressure ionization (API) techniques such as electrospray (ESI),²⁸ atmospheric pressure photon (APPI),²⁹ and chemical ionization (APCI)³⁰ gently transfer ions and neutral molecules from the reaction medium directly to the gas phase for mass spectrometric measurements. API-MS techniques are therefore useful tools to establish mechanistic pathways.³¹ We applied ESI to “fish” Pd- and Te-containing cationic intermediates involved in the reaction described in eq 2 directly from the reaction medium to the gas phase for ESI-MS and ESI-MS/MS analysis. Reaction of telluride 1a with alkyne 2b was performed according to eq 2 to give 3c (Table 3). The reaction mixture was

(27) Tsuji, J. In *Palladium Reagents and Catalysts—Innovations in Organic Synthesis*; Wiley: New York, 1999.

(28) *Electrospray Ionization Mass Spectrometry*; Cole, R. B., Ed.; Wiley: New York, 1997.

(29) (a) Robb, D. B.; Covey, T. R.; Bruins, A. P. *Anal. Chem.* **2000**, *72*, 3653. (b) Kauppila, T. J.; Kuuranne, T.; Meurer, E. C.; Eberlin, M. N.; Kotiaho, T.; Kostianen, R. *Anal. Chem.* **2002**, *74*, 5470.

(30) Horning, E. C.; Carroll, D. I.; Dzidic, I.; Haegele, K. D.; Horning, M. D.; Stillwell, R. N. *J. Chromatogr. Sci.* **1974**, *12*, 725.

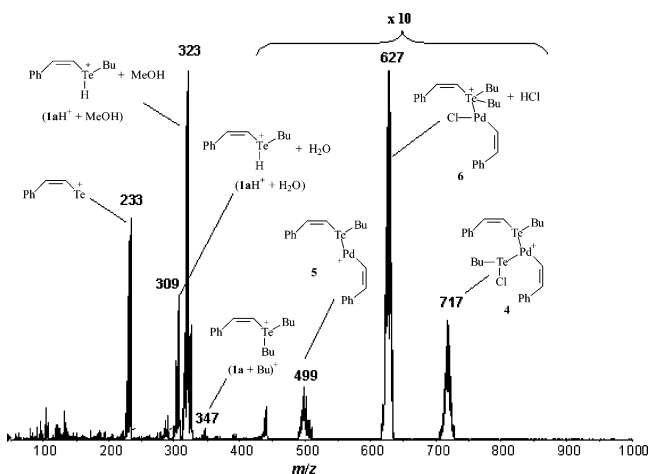


Figure 1. ESI(+)-MS spectrum acquired after 1 h of reaction of **1a** with **2b**, using the coupling conditions described in Table 3 (eq 2, entry 2). Note that several cationic Pd–Te intermediates are detected.

electrosprayed via the ESI source operated in the positive ion mode,³² and the cationic species were monitored by MS analysis up to 36 h of reaction. After it was stirred for 1 h, the mixture gave the ESI(+)-MS spectrum shown in Figure 1. A number of ions were detected which could be attributed to the species shown in Figure 1. The isotopic pattern of all ions matched the calculated ones for the suggested species, in particular for those containing the multi-isotope elements tellurium and palladium. The reported m/z ratios are those of the most abundant isotopologue ions. The m/z 323 ion is likely to be the methanol adduct of the protonated starting butyl vinyl telluride **1a**, $[1aH + MeOH]^+$. ESI(+)-MS/MS shows that $[1aH + MeOH]^+$ dissociates by loss of MeOH, giving $1aH^+$ at m/z 291, and further by butane (BuH) loss to form an ion at m/z 233 ($PhCH=CHTe^+$). The ion at m/z 233 is therefore likely derived from in-source CID of $[1aH + MeOH]^+$ at m/z 323, a process that we tried to minimize by sampling ions with relatively low kinetic energies, but it still occurred due

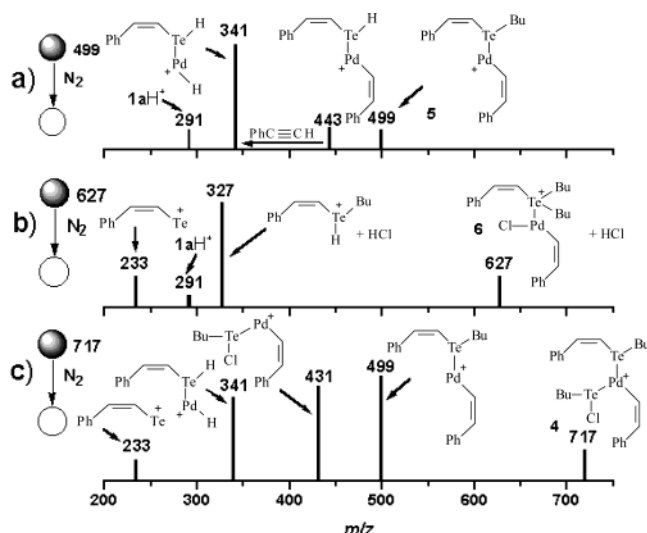
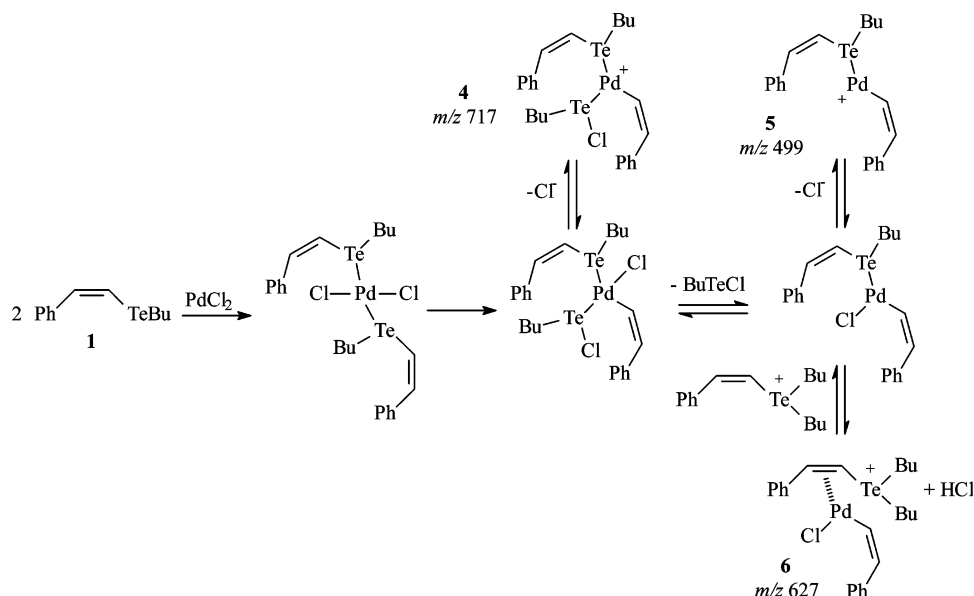


Figure 2. ESI(+)-MS/MS product ion mass spectra for low-energy (near 15 eV) collision-induced dissociation of the mass-selected cationic Pd- and Te-containing intermediates **5** (m/z 499), **6** (m/z 627), and **4** (m/z 717).

to the loosely bonded $[1aH + MeOH]^+$ species. The ion at m/z 347 was identified as $[1a + Bu]^+$. Its tandem ESI(+)-MS/MS spectrum showed dissociation by sequential loss of butene and butane that yields the ion at m/z 233 ($PhCH=CHTe^+$). These ions were also detected in a ESI(+)-MS spectrum of a solution containing solely **1a** and MeOH. The most relevant data for the validation of the proposed catalytic cycle was the detection of three Te- and Pd-containing cationic complexes; **4** at m/z 717, **5** at m/z 499, and **6** at m/z 627 (Figure 1). Ions **4–6** were probably formed by solution ionization of the neutral species L_nPdCl_2 : that is, $L_nPdCl_2 \rightarrow L_nPdCl^+ + Cl^-$. Cations analogous to **4–6** have been suggested³³ using NMR and cyclic voltammetry in reactions where $ArPd^+$ complexes were postulated.

To structurally characterize such important cationic intermediates, ESI(+)-MS/MS experiments were performed (Figure 2). Ion **5** at m/z 499 (Figure 2a) dissoci-

Scheme 2. Proposed Mechanism for the Generation and Solution Equilibria of Pd–Te-Containing Intermediates



coupling of vinylic tellurides with alkynes catalyzed by palladium dichloride is proposed in Scheme 3.

Conclusion

The efficiency of the coupling of vinylic tellurides with alkynes catalyzed by palladium dichloride greatly depends on the amount of PdCl₂ used and, most interestingly, on the presence of CuCl₂, which reconverts Pd(0) into Pd(II). Whereas anhydrous conditions are essential, an inert atmosphere is not crucial and the reaction can be performed in the presence of air. On the basis of the unprecedented interception and structural characterization of intermediates by electrospray ionization and mass and tandem mass experiments (ESI-MS/MS), the reaction follows the catalytic cycle shown in Scheme 3, in which the reaction of **1** with alkyne **2** is used as a typical example.

Experimental Section

Materials. All reagents and solvents used were previously purified and dried, in agreement with the literature.³⁸ THF was distilled from sodium/benzophenone under N₂ immediately before use.³⁸ *n*-BuLi reagent was titrated using 1,10-phenanthroline as indicator prior to use.³⁹ Tellurium metal (200 mesh) was obtained from Aldrich Chemical Co. and dried overnight in an oven at 100 °C. Palladium dichloride and copper(I) iodide were purchased from Aldrich Chemical Co. and dried in a desiccator containing CaCl₂ and P₂O₅ under vacuum. Chromatographic column separations were carried out with Acros Organics silica gel (230–80 mesh). N₂ gas used in the reactions was deoxygenated and dried as described in the literature.^{7,38} All operations were carried out in flame-dried glassware. The following reagents were prepared according to the literature procedures: *tert*-butyldimethyl((1-methylprop-2-ynyl)oxy)silane (**7**)⁴⁰ and dibutyl ditelluride.⁷ The remaining chemicals were obtained from commercial sources. All glassware and magnetic bars used in reactions with palladium dichloride were cleaned by immersion into concentrated sulfuric acid for a few minutes and then washed with water and soap.

Instrumentation. ¹H and ¹³C NMR spectra were obtained on a Bruker AC-200 (200 MHz, ¹H; 50 MHz, ¹³C) or DRX-500 spectrometer (500 MHz, ¹H; 125 MHz, ¹³C) or on a Varian INOVA 300 spectrometer (300 MHz, ¹H; 75 MHz, ¹³C). All spectra were taken in CDCl₃, and the chemical shifts were given in ppm with respect to tetramethylsilane (TMS) used as internal standard. ¹²⁵Te NMR spectra were obtained on a Bruker DRX-500 spectrometer (157 MHz, ¹²⁵Te) using CDCl₃ as solvent. The chemical shifts were referenced to diphenyl ditelluride, (PhTe)₂, in CDCl₃ (1 mol L⁻¹) (δ 420 ppm at 25 °C) as external standard. Low-resolution mass spectra were obtained on a Shimadzu CG-17A/CGMS-QP5050A instrument. ESI-MSⁿ analyses were performed on a Q-Trap Applied Biosystem MDS spectrometer. The tandem mass spectrometric (MS/MS) experiments were performed using ESI and Q1 mass selection of the desirable product ion, q2 collision-induced dissociation (CID) with N₂, and linear ion-trap mass analysis of the CID ionic fragments. The collision energy ranged from

5 to 15 eV, depending on the dissociation liability of the precursor ion. The reaction was performed as described and analyzed by spraying aliquots of the reaction mixture through the ESI source. As the postulated intermediates in mechanisms (Scheme 1) could have basic sites (tellurium) or cationic intermediates, we selected the positive mode of ion detection. Near-IR spectra were obtained on a Bomem MB-100 spectrometer. Elemental analyses were performed at the Microanalytical Laboratory of the Institute of Chemistry, Universidade de São Paulo. Tellurium, palladium, and copper were analyzed on a Spectro spectroflame in the same laboratory of the Institute of Chemistry, Universidade de São Paulo. The IUPAC names were obtained using the software ISIS/Draw, version 2.4.

General Procedure. Preparation of the Vinylic Tellurides.⁷ To a solution of the dibutyl ditelluride (5.54 g, 15 mmol) and the appropriate acetylene (**2a**, **7**) (30 mmol) in absolute ethanol (150 mL) under deoxygenated and dry nitrogen and magnetic stirring was added NaBH₄ (1.6 g, 42 mmol) in small portions until the solution turned from dark red to pale yellow. The mixture was then refluxed for 4 h. After that, the solvent was evaporated under reduced pressure. To the residue was added 100 mL of brine, and the organic material was extracted with ethyl acetate (3 × 100 mL). The combined organic phases were dried with magnesium sulfate and filtered. The organic solvent was evaporated under reduced pressure, and the residue was purified by column chromatography on silica gel with hexane as eluent.

(2-Butyltellanyl-(Z)-viny)benzene (1a). Yield: 6.99 g (81%). The spectral data agreed with those from the literature.⁷

***tert*-Butyl((3-(butyltellanyl)-1-methyl-(Z)-allyloxy)-dimethylsilane (1b).** Yield: 5.55 g (50%). 500 MHz ¹H NMR (CDCl₃; ppm): 6.55 (d, *J* = 9.7 Hz, 1H), 6.23 (dd, *J* = 9.7 Hz, 7.1 Hz, 1H), 4.30 (quint_{ap}, *J* = 6.3 Hz, 1H), 2.69–2.59 (m, 2H), 1.76 (quint, *J* = 7.5 Hz, 2H), 1.39 (sext, *J* = 7.4 Hz, 2H), 1.18 (d, *J* = 6.3 Hz, 3H), 0.92 (t, *J* = 7.4 Hz, 3H), 0.89 (s, 9H), 0.08 (s, 3H), 0.07 (s, 3H). 125 MHz ¹³C NMR (CDCl₃; ppm): 143.70, 100.30, 71.97, 34.11, 25.98, 24.93, 23.42, 18.23, 13.40, 6.98, -4.34, -4.67. 157 MHz ¹²⁵Te NMR (CDCl₃; ppm): 264.89. LRMS (*m/z* (relative intensity)): 372 (M⁺, 6.7%), 370 (M⁺ - 2, 6.2%), 368 (M⁺ - 4, 3.8%), 315 (12.0%), 313 (11.3%), 311 (6.9%), 241 (8.1%), 239 (6.0%), 237 (4.4%), 185 (17.6%), 127 (100.0%), 73 (78.3%). near-IR (film; cm⁻¹): 2958 (s), 2929 (s), 2857 (s), 1598 (w), 1466 (m), 1366 (m), 1253 (s), 1092 (s), 834 (s). Anal. Calcd for C₁₄H₃₀OSiTe: C, 45.44; H, 8.17. Found: C, 45.38; H, 8.05.

Preparation of Compounds 3a–d using PdCl₂ and CuI (See Table 1). A 25 mL two-necked round-bottomed flask was flame-dried under a flow of deoxygenated and dry nitrogen. PdCl₂ was added and was flame-dried under a flow of the same gas. Then, CuI was added and the drying procedure was repeated. Afterward, under an inert atmosphere, dry methanol and then the appropriate vinylic telluride (**1a**, **b**) were added. An orange mixture was obtained and was stirred for 15 min at room temperature. After that, the appropriate freshly distilled terminal alkyne (**2a**, **b**) and dry triethylamine were added. The addition of dry triethylamine turned the mixture from orange to black. The reaction mixture was stirred under an inert atmosphere at room temperature for the time indicated in Table 1. Then, the solids were filtered off over Celite and washed many times with methanol. The solvent was evaporated under reduced pressure. To the residue was added brine (50 mL), and the mixture was extracted with ethyl acetate (3 × 50 mL). The combined organic phases were dried with magnesium sulfate and then filtered. The conversions were determined by GC (entries 1–5, Table 1). For entry 5 in Table 1, the organic solvent was evaporated under reduced pressure and the residue was purified by column chromatography on silica gel using hexane or pentane as eluent.

(Z)-*tert*-Butyldimethyl((1-methyldec-2-en-4-ynyl)oxy)-silane (3a). Eluent: hexane. Yield: 0.249 g (89%). 500 MHz

(36) Sonogashira, K.; Tohda, Y.; Hagihara, N. *Tetrahedron Lett.* **1975**, 4467.

(37) (a) Rossi, R.; Carpita, A.; Belina, F. *Org. Proc. Int.* **1995**, 27, 129. (b) Campbell, I. B. In *Organocopper Reagents*; Taylor, R. J. K., Ed.; IRL Press: Oxford, U.K., 1994; pp 217–235. (c) Frosch, W.; Back, S.; Kohler, K.; Lang, H. *J. Organomet. Chem.* **2000**, 601, 226.

(38) Perrin, D. D.; Armarego, W. L. F. In *Purification of Laboratory Chemicals*; Pergamon Press: Oxford, U.K., 1980.

(39) Watson, S. C.; Eastham, J. F. *J. Organomet. Chem.* **1967**, 9, 165.

(40) Corey, E. J.; Venkateswarlu, A. *J. Am. Chem. Soc.* **1972**, 94(17), 6190.

^1H NMR (CDCl_3 ; ppm): 5.79 (dd, $J = 10.8$ Hz, 8.3 Hz, 1H), 5.36 (dtd, $J = 10.8$, 2.2, 1.0 Hz, 1H), 4.81 (dq, $J = 8.3$, 6.3, 1.0 Hz, 1H), 2.33 (td, $J = 7.0$, 2.2 Hz, 2H), 1.54 (quint, $J = 7.1$ Hz, 2H), 1.43–1.30 (m, 4H), 1.22 (d, $J = 6.3$ Hz, 3H), 0.91 (t, $J = 7.2$ Hz, 3H), 0.89 (s, 9H), 0.08 (s, 3H), 0.06 (s, 3H). 125 MHz ^{13}C NMR (CDCl_3 ; ppm): 146.36, 107.74, 95.58, 76.65, 67.18, 31.08, 28.49, 25.92, 23.85, 22.23, 19.46, 18.22, 13.99, –4.54, –4.85. Near-IR (film; cm^{-1}): 3025 (w), 2958 (s), 2932 (s), 2898 (m), 2861 (s), 2216 (w), 1616 (w), 1465 (m), 1366 (w), 1253 (m), 1071 (s), 996 (m), 837 (s). LRMS (m/z (relative intensity)): 265 (0.6%), 223 (5.2%), 147 (19.0%), 75 (100.0%). Anal. Calcd for $\text{C}_{17}\text{H}_{32}\text{OSi}$: C, 72.79; H, 11.50. Found: C, 73.09; H, 11.42.

(Z)-tert-Butyldimethyl((1-methyl-5-phenylpent-2-en-4-ynyl)oxy)silane (3b). Eluent: hexane. Yield: 0.263 g (92%). 500 MHz ^1H NMR (CDCl_3 ; ppm): 7.43–7.41 (m, 2H), 7.33–7.31 (m, 3H), 5.94 (dd, $J = 10.8$, 8.4 Hz, 1H), 5.61 (dd, $J = 10.8$, 0.7 Hz, 1H), 4.91 (quint_{ap} d, $J = 7.3$, 0.7 Hz, 1H), 1.28 (d, $J = 6.3$ Hz, 3H), 0.90 (s, 9H), 0.11 (s, 3H), 0.08 (s, 3H). 125 MHz ^{13}C NMR (CDCl_3 ; ppm): 147.71, 131.35, 128.34, 128.21, 123.38, 107.26, 94.27, 85.49, 67.25, 25.90, 23.87, 18.21, –4.49, –4.80. Near-IR (film; cm^{-1}): 3060 (w), 3027 (w), 2956 (m), 2931 (m), 2890 (w), 2857 (m), 2199 (w), 1597 (w), 1490 (w), 1467 (w), 1443 (w), 1397 (w), 1365 (w), 1254 (m), 1080 (s), 836 (s), 777 (s), 754 (s). LRMS (m/z (relative intensity)): 286 (M^+ , 0.1%), 229 (54.4%), 155 (29.8%), 75 (100.0%). Anal. Calcd for $\text{C}_{18}\text{H}_{26}\text{OSi}$: C, 75.46; H, 9.15. Found: C, 75.58; H, 9.10.

(Z)-Non-1-en-3-ynylbenzene (3c). Eluent: pentane. Yield: 0.184 g (93%). The spectral data agreed with those from the literature.¹⁴

(Z)-1,4-Diphenylbut-1-en-3-yne (3d). Eluent: hexane. Yield: 0.190 g (93%). The spectral data agreed with those from the literature.⁴¹

Preparation of Compounds 3a–d using PdCl_2 in the Absence of CuI (See Table 1). The reactions were performed in the absence of CuI , as indicated in Table 1 using the procedure described above. The conversions were determined by GC (entries 6–8, Table 1). Compound **3c** (entry 8, Table 1) was extracted and purified as described above. Yield: 0.149 g (75%).

Preparation of Compound 3c using a Catalytic Amount of PdCl_2 and Several Oxidizing Agents or Additives (See Table 2). The reactions were performed in the presence of oxidizing agents or additives, as indicated in Table 2, using the procedure described above. The conversions were determined by GC (entries 1–10, Table 2). Compound **3c** (entry 10, Table 2) was extracted and purified as described above. Yield: 0.125 g (63%).

Preparation of Compound 3c using PdCl_2 and CuI in the Absence of an Inert Atmosphere and without Previous Stirring for 15 min. The reaction (entry 5, Table 1, compound **3c**) was performed in the absence of an inert atmosphere. The terminal alkyne **2a** and dry triethylamine

were added to the reaction mixture immediately after the addition of the vinylic telluride **1a**. Compound **3c** was extracted and purified. Yield: 0.188 g (95%). The conversion, determined by GC, was >99%.

Preparation of Compounds 3a–d using PdCl_2 and CuCl_2 in the Absence of an Inert Atmosphere (See Entry 1, Table 3). A 25 mL two-necked round-bottomed flask was flame-dried with magnetic stirring and under a flow of deoxygenated and dry nitrogen. CuCl_2 (0.269 g, 2 mmol) was added and was flame-dried under a flow of the same gas until it became brown. Then, PdCl_2 (0.018 g, 0.1 mmol) was added and the drying procedure was repeated. Afterward, in the absence of an inert atmosphere, dry methanol (10 mL) was added. A green mixture was obtained. Then, the appropriate vinylic telluride (**1a,b**; 1 mmol) was added. The addition of the vinylic telluride (**1a,b**) turned the mixture from green to brown. After that, the appropriate freshly distilled terminal alkyne (**2a,b**; 1.1 mmol) and dry triethylamine (0.404 g, 0.6 mL, 4 mmol) were added. The addition of dry triethylamine turned the mixture from brown to black. The reaction mixture was stirred in the absence of an inert atmosphere under anhydrous conditions at room temperature for 24 h. Then, the solids were filtered off over Celite, being washed many times with methanol. The solvent was evaporated under reduced pressure. To the residue was added brine (50 mL), and it was extracted with ethyl acetate (3×50 mL). The combined organic phases were dried with magnesium sulfate and then filtered. The organic solvent was evaporated under reduced pressure, and the residue was purified by column chromatography on silica gel using the appropriate eluent. **3a**: eluent hexane; yield 0.132 g (47%). **3b**: eluent hexane; yield 0.086 g (30%). **3c**: eluent pentane; yield: 0.125 g (63%). **3d**: eluent hexane; yield 0.118 g (58%).

Preparation of Compounds 3a–d using PdCl_2 and CuCl_2 in the Absence of an Inert Atmosphere (See Entry 2, Table 3). The reactions were performed using 2 mmol of the appropriate terminal alkyne (**2a,b**), as indicated in Table 3 using the last procedure described above. The compounds (entry 2, Table 3) were extracted and purified: **3a**: reaction time 48 h; eluent hexane; yield 0.190 g (68%). **3b**: reaction time 48 h; eluent hexane; yield 0.114 g (40%). **3c**: reaction time 36 h; eluent pentane; yield 0.163 g (82%). **3d**: reaction time 40 h; eluent hexane; yield 0.161 g (79%).

Acknowledgment. We acknowledge the following Brazilian foundations for financial support: Brazilian National Science Council (CNPq), Instituto do Milênio de Materiais complexos (FINEP-MST), and São Paulo State Science Foundation (FAPESP). The DAAD is acknowledged for an undergraduate fellowship to M.H.G.P. from the University of Wuppertal, Wuppertal, Germany. J.V.C. thanks Prof. Liliana Marzorati for the critical revision of the paper.

(41) Galli, C.; Gentili, P.; Rappoport, Z. *J. Org. Chem.* **1994**, *59*, 6786.