

Ligand-free copper(i) oxide nanoparticle-catalysed amination of aryl halides in ionic liquids

Cite this: *Catal. Sci. Technol.*, 2014, 4, 102

Michael T. Keßler, Silas Robke, Sebastian Sahler and Martin H. G. Prechtl*

Received 24th July 2013,
Accepted 7th October 2013

DOI: 10.1039/c3cy00543g

www.rsc.org/catalysis

In the following, we present a simple and feasible methodology for a C–N coupling reaction using nanoscale Cu₂O catalysts incorporated in *n*-Bu₄POAc ionic liquid media. It is shown that a wide range of amines and aryl halides can be coupled selectively in high yields, without the use of ligands or additives (bases) and without precautions against water or air. All catalyses can be carried out with a nanoparticle catalyst loading as low as 5 mol%, based on the used precursor.

Introduction

Cross coupling reactions belong to the most important and synthetically versatile reactions in chemical synthesis. C–N coupling reactions have been known for years and can easily be conducted with (noble) metal catalysts, *e.g.* palladium or nickel.^{1,2} Unfortunately, these catalysts are, though used in low loadings, extremely expensive or suffer from the disadvantage of toxicity.^{3,4} In the last decade, scientific research has focussed on the development of inexpensive and less toxic metals such as iron^{5–8} and copper.^{9–11} One promising catalyst turns out to be copper(i) oxide which showed remarkable activity in homogeneous as well as heterogeneous C–N bond formation reactions.^{12–14} Homogeneously driven copper(i) catalysed C–N bond formation sometimes requires only homeopathic catalyst loadings, but the use of ligands, base or other additives as well as inert conditions are usually necessary.^{15–17} Heterogeneous C–N cross coupling catalysed by copper(i) requires rather harsh reaction conditions but does not need ligands and shows a good reaction workup.^{18,19}

However, up to now nanoscale copper(i) catalysed cross coupling reactions, especially C–N bond formation, have rarely been reported in scientific literature^{13,20–22} or show drawbacks in versatility and catalyst loadings.^{20,22–25} Furthermore, it would be more convenient to conduct catalysis at temperatures right below the boiling point of water without the necessity for ligands, additives and inert reaction conditions.²⁶ Nonetheless, we want to establish a Cu₂O-nanocatalyst which combines the advantages of classical homogeneous and heterogeneous catalyses. On the one hand, Cu(i) nanocatalysts show good yields and high TONs under moderate reaction conditions; on the other hand, excellent

reaction workup and low product contamination are secured. Apart from a few publications,^{20,23} Cu₂O nanoparticles (Cu₂O-NPs) were considered as rather unreactive and non-versatile catalysts, which was why they seemed to be useless in C–N coupling reactions. As a rather toxic alternative with adequate activity and versatility, CuI is widely employed.^{21,27}

Usually solvents can alter the chemo-physical properties of catalysts.²⁸ Ionic liquids (ILs) are widely known as so-called “designer solvents”. They can act as promoters and activators,^{29,30} as protecting agents and stabilisers,^{28,30–35} as reducing agents^{11,30,35} and certainly as (co-)solvents themselves for molecular and nanoscale species.^{36–39} Only limited reports about the use and influence of ionic liquids as solvents for nanocatalytic C–N cross coupling reactions are known.^{40,41} To the best of our knowledge, publications about the incorporation and stabilisation of Cu₂O nanoparticles in ionic liquid media and their use for catalytic amination reaction have not been reported yet.

Herein we established a new approach to catalytic C–N couplings with Cu₂O-NP in ionic liquid media. With regard to future applications for a recyclable catalytic system, we tried in particular to simplify the reaction process. The influence of the reaction parameters such as reaction time, temperature and catalyst loading as well as the influence of additives, solvents or inert atmosphere were investigated. Finally, we could establish a versatile methodology for the coupling of iodo- and bromobenzenes with a broad scope of amines and ammonia with a remarkable selectivity. It has to be pointed out that the synthesis of the Cu₂O nanoparticles proceeds directly in the used ionic liquid from cheap precursors like basic CuCO₃ with subsequent C–N coupling reactions. The as-synthesised nanoparticles are not separated or purified in an additional step but can be directly used as catalysts for amination reactions. In contrast to many other homogeneous and heterogeneous catalyses, the presented coupling reaction in ionic liquid medium turns out to have

Department of Chemistry, Institute of Inorganic Chemistry, University of Cologne, GreinstraÙe 6, 50939 Cologne, Germany. E-mail: martin.prechtl@uni-koeln.de; Web: <http://catalysis.uni-koeln.de>; Fax: +49 221 4701788

no necessity for ligands, additional base, additives or an inert atmosphere and can even proceed in the presence of water at temperatures below 80 °C.

Synthesis of the catalytic nanoparticle phase

In addition to thermal decomposition,³⁵ laser ablation or sputtering methods,⁴² reduction with hydrogen or hydrazine solution^{43,44} using ionic liquid as a reducing agent for the synthesis of Cu₂O nanoparticles in terms of reduction of the precursor is a potential alternative. We have recently published a low-temperature synthesis of Cu₂O nanoparticles in *n*-Bu₄POAc elsewhere.¹¹ The obtained nanoparticles had an average diameter of 5.5 nm (±1.2 nm), pointing out that basic CuCO₃ usually decomposes to CuO at 295 °C.⁴⁵ In our low-temperature synthesis, CuCO₃ is converted to Cu₂O-NPs *via* an “ionic liquid-induced” reduction at 120 °C (Scheme 1).¹¹



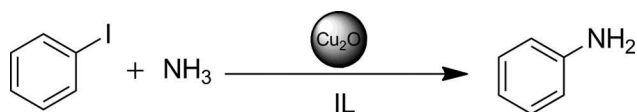
Scheme 1 Synthesis of Cu(I) oxide nanoparticles by thermal reduction of copper(II) carbonate in ionic liquid medium.

Amination reactions with ammonia

Amination reactions of iodobenzene and its derivatives with aqueous ammonia solution belong to the most common and most desired reactions in chemical synthesis. Both reactants are inexpensive, easy to handle and readily available. It is well known that Cu(I) in homogeneous^{46,47} as well as in heterogeneous^{48,49} catalysis promotes cross coupling reactions.

In our case, we were pleased to see that iodobenzene couples smoothly even with ammonia in aqueous solution, in the presence of a ligand-free Cu₂O nanocatalyst in *n*-Bu₄POAc (Scheme 2). It is quite uncommon that the yields were satisfactory or high at temperatures of about 75–85 °C within 24 h even in the absence of an additional base (see Table 1, entries 7 and 10–13).

Different ionic liquids as reaction media were investigated by varying the anion as well as the cation to change the polarity of the ionic liquid. Polarity, basicity and acidity, which are crucial attributes for application in catalysis, are summarized in the so-called *Kamlet–Taft* parameters. We tried other polar ionic liquids with different *Kamlet–Taft* parameters⁵⁰ for the synthesis of Cu₂O from CuCO₃, pointing out that the



Scheme 2 Amination of iodobenzene with aqueous ammonia solution as a test reaction for the activity of the Cu₂O NPs in IL.

Table 1 Variation of the reaction parameters and a selection of ionic liquids as reaction media for the arylation of ammonia

Entry	IL	T (°C)	t (h)	Cat.-loading ^b (mol%)	Additives	Conv. ^c (%)
1	bmim NTf ₂	85	24	100 ^a		0
2	bmmim NTf ₂	85	24	100 ^a		0
3	bmim OAc	85	24	100		38
4	bmpyrr OAc	85	24	100		<1
5	bmim Cl	85	24	100 ^a		34
6	(<i>n</i> -Bu ₄ P) ₂ SO ₄	85	24	100		0
7	<i>n</i> -Bu ₄ POAc	85	24	100		61
8	<i>n</i> -Bu ₄ POAc	85	24	100	K ₂ CO ₃	63
9	<i>n</i> -Bu ₄ POAc	85	24	100	KI	59
10	<i>n</i> -Bu ₄ POAc	85	16	100		64
11	<i>n</i> -Bu ₄ POAc	85	16	10		83
12	<i>n</i> -Bu ₄ POAc	100	24	100		40
13	<i>n</i> -Bu ₄ POAc	75	16	10		92

Reaction conditions: 1 mmol iodobenzene, 1 ml NH₃ (aq., 20%, 12 mmol), Cu-cat in 1 g IL.^a No Cu₂O-NPs detectable. ^b Based on used precursor amount (CuCO₃). ^c Conversions were determined using ¹H NMR with hexamethyldisilane as the internal standard.

particles obtained in *n*-Bu₄POAc were the most active. Rather apolar ionic liquids such as 1-butyl-3-methylimidazolium *N,N*-bistrifluoromethylsulfonylimide (bmim NTf₂) and 1-butyl-2,3-dimethylimidazolium *N,N*-bistrifluoromethylsulfonylimide (bmmim NTf₂) are not capable of reducing the Cu(II) species.¹¹ Therefore, we were not surprised that we could not detect any nanoparticles in the ionic liquids. Furthermore, Cu(II) salts do not support the amination of aryl halides very well (Table 1, entries 1 and 2). However, highly polar ionic liquids often suffer from high melting points ((*n*-Bu₄P)₂SO₄) and seem to be impractical as reaction media (Table 1, entry 6). The obtained reaction mixtures show high viscosities, leading to a rather inhomogeneous intermixture of educts and the catalytic IL-phase. Nevertheless, acetate-based ionic liquids combine both low melting points and the ability to form Cu₂O. The catalytic activities of the formed copper(I) species, 1-butyl-3-methylimidazolium acetate (bmim OAc) and butylmethylpyrrolidinium acetate (bmpyrr OAc), are rather low (Table 1, entries 3 and 4); only the high polarity of the reaction medium seems to support the amination reaction (Table 1, entry 5). Interestingly, only the nanoparticles generated in *n*-Bu₄POAc show good results in the amination of iodobenzene with a yield of about 61% (Table 1, entries 7 and 10–13).

With *n*-Bu₄POAc as our reaction medium of choice, we investigated the influence on the reaction time towards the yield. We observed that the conversion of iodobenzene to aniline increases drastically with time and a maximum conversion could be reached after 16 h (64%) (Fig. 1, Table 1, entry 10).

Investigation of the catalyst loading showed that a decrease in the amount of Cu₂O raised the yield drastically. The maximum value of about 83% was achieved using only 10 mol% of the catalyst (Table 1, entry 11). The catalyst loading is referred to as the amount of catalyst precursor applied. In fact, due to the high surface/volume ratio of the particles, the amount of real active catalyst is even lower.^{11,41} Loadings of the catalyst below 10 mol% as well as loadings higher than

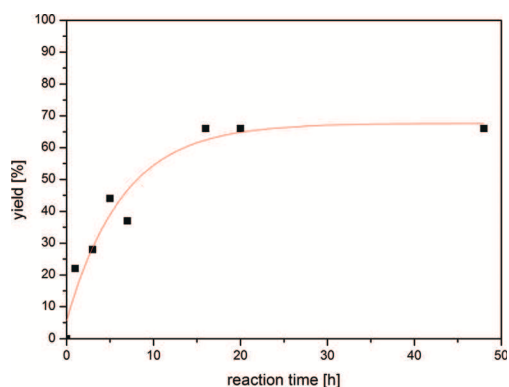


Fig. 1 Plot of reaction time and corresponding yield of aniline. The maximum yield is reached within 16 h at 85 °C.

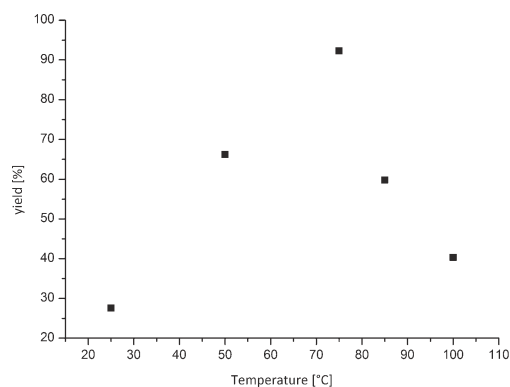


Fig. 2 Correlation between reaction temperature and corresponding yield of aniline. The best results could be achieved at 75 °C within 16 h and a catalyst loading of 10 mol%.

10 mol% lowered the yield of aniline. Moreover, with high catalyst loadings, the system's miscibility probably suffers due to the higher viscosity of the liquid phase. Analogous to several other publications dealing with Pd- or Ni-NPs, it is possible that the Cu₂O-NPs act as a catalyst reservoir for Cu(I), and a molecular species might act as the active species.^{32,51} There are different ways of how a molecular species can theoretically be leached from the particle surface as Beletskaya and co-workers have revealed. Usually there is an equilibrium between leaching and the Ostwald-ripening of the particles. In this context, the synonym “nanosalt” is introduced for metal-chalcogen nanoparticles.⁵¹ Up to now, the mechanism for the leaching effect has not been intensively investigated, but usually the Ar-X species is believed to generate molecular metal species by oxidative addition.²⁶ During the extraction of the reaction mixture using *n*-pentane, copper species can be leached out of the catalytic phase and contaminate the final product. In order to investigate the amount of copper in the organic phase, ICP-OES measurements revealed that the extract contains only a maximum of 0.041 μmol (lowest value found: 0.00029 μmol) copper. Based on the utilised amount of catalyst precursor (CuCO₃ 0.05 mmol), the leached copper amount is equivalent to a maximum of 0.082%, which is remarkably low.

Moreover, the outcome of the amination reaction catalysed by Cu(I) oxide nanoparticles could be improved further by adjusting the reaction temperature. The yields can effectively be increased to an excellent yield of 92% at temperatures as low as 75 °C (Table 1, entry 13). The higher conversions at lower temperatures are most likely related to the low boiling point of ammonia; thus, the concentration in the liquid phase is higher at lower temperature. It is a remarkable fact that a ligand- and additive-free approach shows best results far below the boiling point of water, which makes the reaction also possible in water. Most other ligand-free approaches need temperatures between 100 °C and 135 °C.¹⁶ A further increase in the reaction temperature affects the yield of aniline negatively (Fig. 2).

The addition of additives like a base (K₂CO₃) or KI (Table 1, entries 8 and 9) to change the pH-value or to

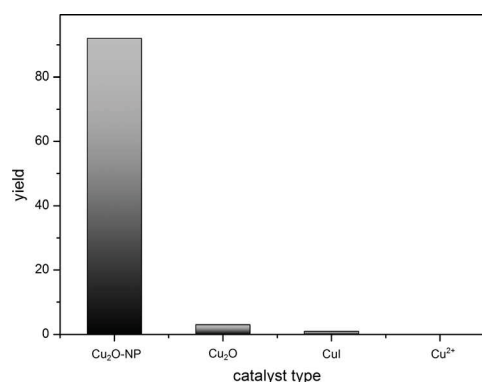


Fig. 3 Correlation between yield and copper catalyst for the amination of iodobenzene.

simulate a different copper(I)-species did not improve the yield of aniline measurably. Obviously it is not necessary to neutralise the HX species,^{16,19} which is produced during the reaction process, by an additional base. On the one hand, the acetate ionic liquid may act as a buffer reagent and keep the pH-value constant, and on the other hand, ammonia can act as a proton scavenger as well.

In comparison to the used copper(I) oxide nanoparticles, we investigated different (bulk) copper salts in oxidation states (I) and (II) (Fig. 3). In contrast to ref. 17, we could not show activity for Cu²⁺ species in our reaction sequence. All used Cu(II) salts (Cu(NO₃)₂, CuSO₄, CuCl₂, Cu(OAc)₂ and CuF₂) failed completely in catalysing the amination of iodobenzene with ammonia under the same conditions. A competing reaction might be the formation of a stable Cu(NH₃)₄²⁺ complex which colours the reaction mixture immediately. CuI (as used in other manuscripts)²² and bulk Cu₂O applied in ionic liquid media showed very poor activity of <1% and 3% yields, respectively.

Reactions with primary and secondary amines

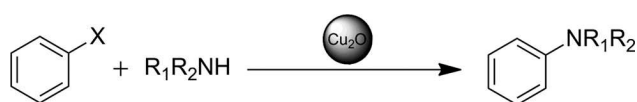
In order to show the versatility of our catalytic system, aryl halides were coupled with primary and secondary amines as

well. Due to the increasing electron density at the nitrogen atom, there is a distinct tendency for per-*N*-substitution reactions to give mono-, di- and tri-substituted amines, as well as quaternary ammonium salts in an undesirable product mixture.⁵² Hence the reaction sequence, the reaction conditions as well as the workup must prevent per-arylation and guarantee the selective synthesis of only one product (Scheme 3).

As a starting point, *N*-arylation reactions of iodobenzene with primary amines were chosen with a catalyst loading of 10 mol%. The results of the arylation experiments are listed in Table 2, showing remarkable results concerning yields and catalyst loadings. We were pleased to find out that we could reduce the loading of the copper-catalyst to 5 mol% without a significant loss in activity (Table 2, entry 2).

The best results could be obtained with linear and branched alkyl amines (65%–99%, Table 2, entries 2–4 and 6–8), followed by cyclic (77%, Table 2, entry 5) and aryl amines (65%, Table 2, entry 9). The low yields of the coupling between iodobenzene and methyl amine can be explained by the rather low electron density (*e.g.* compared to *n*-butyl amine). No further arylation of the desired secondary amine was detectable, which might be in correlation with the high excess of primary amine in the reaction mixture. A similar screening with secondary amines is shown in Table 3.

In summary, the conversions of the coupling between secondary amines and aryl halides are slightly lower in comparison to the conversions of the coupling between primary amines and aryl halides. This might be due to emerging



$R_1/R_2 = \text{H, alkyl, aryl, heteroaryl}$

Scheme 3 Amination of aryl halides with primary and secondary amines.

Table 2 Variation of primary amines for the coupling with iodobenzene under optimised reaction conditions

Entry	Amine	Cat.-loading ^b (mol%)	Conversion (sec. amine) ^a (%)
1	CH ₃ -NH ₂	10	65
2	CH ₃ -NH ₂	5	65
3	<i>n</i> -Bu-NH ₂	5	71
4	iso-Bu-NH ₂	5	95
5	cHex-NH ₂	5	77
6	<i>n</i> -Oct-NH ₂	5	90
7	iso-Pr-NH ₂	5	99
8	<i>tert</i> -Bu-NH ₂	5	57
9	C ₆ H ₅ -NH ₂	5	65

Reaction conditions: 1 mmol iodobenzene, 1 ml prim. amine (CH₃-NH₂ (40 wt%) 12.9 mmol, *n*-Bu-NH₂ 10.1 mmol, iso-Bu-NH₂ 10.6 mmol, cHex-NH₂ 8.7 mmol, *n*-Oct-NH₂ 6.0 mmol, iso-Pr-NH₂ 11.6 mmol, *tert*-Bu-NH₂ 9.5 mmol, C₆H₅-NH₂ 10.7 mmol), Cu-cat in 1 g (3.1 mmol) IL, reaction temperature: 75 °C, reaction time: 16 h.^a Conversions were determined using ¹H NMR with hexamethyldisilane as the internal standard. ^b Based on used precursor amount (CuCO₃). No by-products could be detected.

Table 3 Variation of secondary amines for the coupling with iodobenzene at optimised reaction conditions

Entry	Amine	Cat.-loading ^b (mol%)	Conversion (tert. amine) ^a (%)
1	Et ₂ NH	5	65
2	<i>n</i> -Bu ₂ NH	5	16
3	Piperidine	5	99
4	Ph ₂ NH	5	0
5	Morpholine	5	99
6	L-Prolin	5	33

Reaction conditions: 1 mmol iodobenzene, 1 ml sec. amine (Et₂NH 9.6 mmol, *n*-Bu₂NH 5.9 mmol, piperidine 10.1 mmol, Ph₂NH 6.9 mmol, morpholine 11.5 mmol, L-Prolin 11.7 mmol), Cu-cat in 1 g (3.1 mmol) IL, reaction temperature: 75 °C, reaction time: 16 h.^a Conversions were determined using ¹H NMR with hexamethyldisilane as the internal standard. ^b Based on used precursor amount (CuCO₃). No by-products could be detected.

steric effects. The starting materials (secondary amines) and products (tertiary amines) are much bulkier and thus slightly disfavoured in the transmetallation steps. Diethylamine gave a satisfactory yield of 65% (Table 3, entry 1). There was on the contrary no conversion detectable when diphenylamine was used as the amination reagent (Table 3, entry 4). Nevertheless, there are also some examples which verify the versatility of this method with good to excellent results (*e.g.* morpholine and piperidine, both 99%, Table 3, entries 3 and 5). These heterocyclic compounds are less bulky than common secondary alkyl amines due to their fixed ring structure. No by-products, such as perarylated ammonium derivatives, could be detected in the reaction mixture.

Screening of different aryl halides

We were also able to show that our catalytic system was capable of coupling different substituted bromo- and iodoaryl derivatives with both ammonia and amines. The reaction tolerates functionalities like OH-, alkyl or methoxy groups on

Table 4 Variation of aryl halides for the coupling with ammonia, diethylamine and piperidine at optimized reaction parameters

Entry	Aryl-X	Amine	Cat.-loading ^b (mol%)	Conversion ^a (%)
1	C ₆ H ₅ Br	NH ₃	10	12
2	3-Iodoanisole	NH ₃	5	92
3	4-Iodotoluene	NH ₃	10	79
4	1,2-Dichlorobenzene	Et ₂ NH	5	0
5	C ₆ H ₅ Br	Et ₂ NH	5	10
6	2-Iodophenol	Et ₂ NH	5	0
7	2-Iodoanisole	Et ₂ NH	5	0
8	3-Iodoanisole	Et ₂ NH	5	24
9	2-Iodotoluene	Et ₂ NH	5	0
10	4-Iodotoluene	Et ₂ NH	5	33
11	3-Iodoanisole	Piperidine	5	93
12	4-Iodotoluene	Piperidine	5	85

Reaction conditions: 1 mmol aryl halide, 1 ml piperidine (10.1 mmol), diethylamine (9.6 mmol) or ammonia solution (20%, 12 mmol), Cu-cat in 1 g (3.1 mmol) IL, reaction temperature: 75 °C, reaction time: 16 h.^a Conversions were determined using ¹H NMR with hexamethyldisilane as the internal standard. ^b Based on used precursor amount (CuCO₃). No by-products could be detected.

the aromatic ring. Although the yields are rather low in some cases, the reaction tolerates some common functional groups. Again, steric effects caused by substituents in the vicinity of the halide (Table 4, entries 6, 7, and 9) seem to hamper the amination completely. Aryl chlorides do not undergo amination reaction at temperatures as low as 75 °C (Table 4, entry 4).

Conclusions

In conclusion, we established an efficient C–N coupling reaction catalysed by Cu₂O nanoparticles. Therefore we consciously avoided rather toxic catalyst materials, for example, CuI. We could show the versatility of this method in about 30 examples. The coupling of aryl halides with ammonia or primary or secondary amines gave exclusively the corresponding primary, secondary or tertiary amines in satisfactory to excellent yields and selectivity. The nanoparticle catalyst was synthesised in *n*-Bu₄POAc – a polar ionic liquid with low melting point – which acted as a reaction medium, reductant and stabilising agent. Additionally the as-prepared catalyst did not require any workup and could subsequently be used for the amination reaction. The catalyst loading was as low as 5 mol%, and the whole reaction as well as the workup requires neither inert conditions nor any additional ligands, base or further additives. In sum, this protocol shows benefits in versatility, selectivity, effectivity and preparative demand which clearly distinguishes it from previous publications. Our future work will focus on a recyclable catalytic system.

Experimental

General

An aqueous solution of *n*-Bu₄POH (40 wt%) and basic CuCO₃, as well as all other copper salts and LiNTf₂, was obtained from ABCR Chemicals®. 1-chlorobutane, 1,2-dimethylimidazole and methylimidazole, and all primary and secondary amines, as well as all aryl halides, were purchased from Sigma Aldrich®. Sulphuric acid, acetic acid, aqueous NH₃ solution (20%), K₂CO₃ and KI were obtained from the chemical stock of the institute. All chemicals were used without further purification, and all reactions were conducted under non-inert conditions. ¹H-NMR and ³¹P-NMR spectra were recorded using a Bruker® AVANCE II 300 spectrometer at 298 K (300.1 MHz, external standard tetramethylsilane (TMS)). The obtained Cu₂O nanoparticles were analysed using a powder X-ray diffractometer (STOE®-STADI MP, Cu-Kα irradiation, λ = 1.540598 Å) and a TEM Phillips® EM 420, 120 kV as described in ref. 11. The ionic liquid *n*-Bu₄POAc and the Cu₂O nanoparticles were prepared according to our previous report.¹¹ All other ILs were synthesized according to literature-known methods.^{30,33,34,53,54} All ICP-OES measurements (Cu leaching) were performed on an AMETEK Spectro Arcos equipped with an ESI SC4-DX autosampler and run using the Spectro Smart Analyser Vision

software. Two identical reaction samples were prepared for the amination of iodobenzene with ammonia. The reaction mixtures were extracted with *n*-pentane according to the procedure for amination reactions (see above). *n*-Pentane was completely removed under reduced pressure, and the residue was digested in 2 ml of 65% HNO₃ at 90 °C for 3 h to give a clear yellow solution. The crude solution was allowed to cool to room-temperature and diluted to 1:50 and 1:100 (sample 1), as well as to 1:50 and 1:500 (sample 2). Every probe was measured three times and correlated with a reference material and a blank probe. The characteristic spectral lines at 224.7 nm and 324.7 nm were used to determine the amount of leached copper-catalyst.

Ionic liquid synthesis¹¹

The synthesis of *n*-Bu₄POAc is adapted from ref. 11 and modified to our preparative demands. In a 100 ml round bottom flask, 50 ml of 40 wt% tetrabutylphosphonium hydroxide solution (72.4 mmol; *n*-Bu₄POH) is mixed with 4.12 ml (72.4 mmol) of 99% acetic acid under vigorous stirring. After further stirring for 25 min, the residual water is removed under reduced pressure at 60 °C. The resulting ionic liquid is subsequently dried under reduced pressure for at least 72 h leaving a colourless hygroscopic and waxy solid behind. Yield, 20.8 g (95%). ¹H-NMR (300 MHz, rt, CDCl₃): δ (ppm) = 2.07–2.18m (8H), 1.48–1.58q (8H), 1.36–1.48q (8H), 0.86–0.93t (12H). ³¹P-NMR (60 MHz, rt, CDCl₃): δ (ppm) = 33.25.

Nanoparticle synthesis¹¹

The Cu₂O nanoparticles were synthesised in an oven-dried 25 ml crimp top vial equipped with a butyl-rubber septum and a glass stirring bar. 0.05 mmol (11 mg) of basic CuCO₃ was suspended in 1 g (3.1 mmol) IL and heated to 120 °C for 12 h while stirring at 500 rpm in a vial holder. The resulting catalytic phase was a brownish red dispersion of Cu₂O nanoparticles in IL. The particles in IL could be easily dispersed in acetone, ethanol or isopropanol.

Procedure for amination reactions

The as-prepared nanoparticle dispersion was allowed to cool down to room temperature in the 25 ml crimp-top vial. Then 1 mmol aryl halide and 1 ml of amine or ammonia solution (NH₃ (20 wt%) 12 mmol, CH₃-NH₂ (40 wt%) 12.9 mmol, *n*-Bu-NH₂ 10.1 mmol, iso-Bu-NH₂ 10.6 mmol, cHex-NH₂ 8.7 mmol, *n*-Oct-NH₂ 6.0 mmol, iso-Pr-NH₂ 11.6 mmol, *tert*-Bu-NH₂ 9.5 mmol, C₆H₅-NH₂ 10.7 mmol, Et₂NH 9.6 mmol, *n*-Bu₂NH 5.9 mmol, piperidine 10.1 mmol, Ph₂NH 6.9 mmol, morpholine 11.5 mmol and L-Prolin 11.7 mmol) were added with vigorous stirring. The vial was closed again and heated up to 75 °C for 16 h. The reaction mixture was cooled and extracted with *n*-pentane (3 × 5 ml). The organic phases were combined, and the solvent was evaporated under reduced pressure. The residue was analysed using ¹H-NMR techniques

(internal standard: hexamethyldisilane, 0.1 mmol, 20 μ l) and compared with literature data.

Acknowledgements

We acknowledge the Ministerium für Innovation, Wissenschaft und Forschung NRW (MIWF-NRW) for financial support (M. H. G. Precht). Furthermore, the Evonik® Foundation is acknowledged for a scholarship (M. T. Keßler) and the Robert-Lösch-Foundation for a project grant. J.-H. Choi is acknowledged for helpful discussion. For access to ICP-OES analysis, we thank M. Staubwasser and J. Scheld (UoC, Inst. of Geology).

Notes and references

- 1 M. H. Ali and S. L. Buchwald, *J. Org. Chem.*, 2001, **66**, 2560–2565.
- 2 S. Nagao, T. Matsumoto, Y. Koga and K. Matsubara, *Chem. Lett.*, 2011, **40**, 1036–1038.
- 3 G. K. Bielmyer, C. Decarlo, C. Morris and T. Carrigan, *Environ. Toxicol. Chem.*, 2013, **32**, 1354–1359.
- 4 E. Patel, C. Lynch, V. Ruff and M. Reynolds, *Toxicol. Appl. Pharmacol.*, 2012, **258**, 367–375.
- 5 S. Gulak and A. Jacobi von Wangelin, *Angew. Chem., Int. Ed.*, 2012, **51**, 1357–1361.
- 6 M. Mayer, A. Welther and A. Jacobi von Wangelin, *ChemCatChem*, 2011, **3**, 1567–1571.
- 7 A. Welther, M. Bauer, M. Mayer and A. Jacobi von Wangelin, *ChemCatChem*, 2012, **4**, 1088–1093.
- 8 A. Welther and A. Jacobi von Wangelin, *Curr. Org. Chem.*, 2013, **17**, 326–335.
- 9 P. P. Arquilliere, C. C. Santini, P. H. Haumesser and M. Aouine, *ECS Trans.*, 2011, **35**, 11–16.
- 10 P. Arquilliere, P. H. Haumesser and C. C. Santini, *Microelectron. Eng.*, 2012, **92**, 149–151.
- 11 M. T. Kessler, C. Gedig, S. Sahler, P. Wand, S. Robke and M. H. G. Precht, *Catal. Sci. Technol.*, 2013, **3**, 992–1001.
- 12 R. T. Gephart, D. L. Huang, M. J. B. Aguila, G. Schmidt, A. Shahu and T. H. Warren, *Angew. Chem., Int. Ed.*, 2012, **51**, 6488–6492.
- 13 S. J. Ahmadi, S. Sadjadi, M. Hosseinpour and M. Abdollahi, *Monatsh. Chem.*, 2011, **142**, 801–806.
- 14 P. J. Ji, J. H. Atherton and M. I. Page, *J. Org. Chem.*, 2012, **77**, 7471–7478.
- 15 S. L. Buchwald and C. Bolm, *Angew. Chem., Int. Ed.*, 2009, **48**, 5586–5587.
- 16 Z.-J. Liu, J.-P. Vors, E. R. F. Gesing and C. Bolm, *Green Chem.*, 2011, **13**, 42–45.
- 17 P.-F. Larsson, A. Correa, M. Carril, P.-O. Norrby and C. Bolm, *Angew. Chem., Int. Ed.*, 2009, **48**, 5691–5693.
- 18 J. W. Tye, Z. Weng, A. M. Johns, C. D. Incarvito and J. F. Hartwig, *J. Am. Chem. Soc.*, 2008, **130**, 9971–9983.
- 19 A. Correa and C. Bolm, *Adv. Synth. Catal.*, 2007, **349**, 2673–2676.
- 20 S. Uk Son, I. Kyu Park, J. Park and T. Hyeon, *Chem. Commun.*, 2004, 778–779.
- 21 H. J. Xu, Y. F. Liang, Z. Y. Cai, H. X. Qi, C. Y. Yang and Y. S. Feng, *J. Org. Chem.*, 2011, **76**, 2296–2300.
- 22 B. C. Ranu, R. Dey, T. Chatterjee and S. Ahammed, *ChemSusChem*, 2012, **5**, 22–44.
- 23 S. Jammi, S. Krishnamoorthy, P. Saha, D. S. Kundu, S. Sakthivel, M. A. Ali, R. Paul and T. Punniyamurthy, *Synlett*, 2009, 3323–3327.
- 24 B. X. Tang, S. M. Guo, M. B. Zhang and J. H. Li, *Synthesis-Stuttgart*, 2008, 1707–1716.
- 25 M. Kidwai, S. Bhardwaj and S. Poddar, *Beilstein J. Org. Chem.*, 2010, **6**, 35.
- 26 I. P. Beletskaya and A. V. Cheprakov, *Organometallics*, 2012, **31**, 7753–7808.
- 27 G. Lefevre, G. Franc, C. Adamo, A. Jutand and I. Ciofini, *Organometallics*, 2012, **31**, 914–920.
- 28 M. H. G. Precht, J. D. Scholten and J. Dupont, *J. Mol. Catal. A: Chem.*, 2009, **313**, 74–78.
- 29 C. C. Cassol, A. P. Umpierre, G. Machado, S. I. Wolke and J. Dupont, *J. Am. Chem. Soc.*, 2005, **127**, 3298–3299.
- 30 M. H. G. Precht, P. S. Campbell, J. D. Scholten, G. B. Fraser, G. Machado, C. C. Santini, J. Dupont and Y. Chauvin, *Nanoscale*, 2010, **2**, 2601–2606.
- 31 J. Dupont and J. D. Scholten, *Chem. Soc. Rev.*, 2010, **39**, 1780–1804.
- 32 C. S. Consorti, F. R. Flores and J. Dupont, *J. Am. Chem. Soc.*, 2005, **127**, 12054–12065.
- 33 C. C. Cassol, G. Ebeling, B. Ferrera and J. Dupont, *Adv. Synth. Catal.*, 2006, **348**, 243–248.
- 34 M. H. G. Precht, M. Scariot, J. D. Scholten, G. Machado, S. R. Teixeira and J. Dupont, *Inorg. Chem.*, 2008, **47**, 8995–9001.
- 35 R. Venkatesan, M. H. G. Precht, J. D. Scholten, R. P. Pezzi, G. Machado and J. Dupont, *J. Mater. Chem.*, 2011, **21**, 3030–3036.
- 36 V. Calo, A. Nacci, A. Monopoli and P. Cotugno, *Angew. Chem., Int. Ed.*, 2009, **48**, 6101–6103.
- 37 V. Calo, A. Nacci, A. Monopoli and P. Cotugno, *Chem.–Eur. J.*, 2009, **15**, 1272–1279.
- 38 C. Amiens, B. Chaudret, M. Respaud and P. Lecante, *Actual. Chim.*, 2005, 19–27.
- 39 L. M. Lacroix, S. Lachaize, F. Hue, C. Gatel, T. Blon, R. P. Tan, J. Carrey, B. Warot-Fonrose and B. Chaudret, *Nano Lett.*, 2012, **12**, 3245–3250.
- 40 C. T. Yang, Y. Fu, Y. B. Huang, J. Yi, Q. X. Guo and L. Liu, *Angew. Chem., Int. Ed.*, 2009, **48**, 7398–7401.
- 41 I. Geukens, J. Franssaer and D. E. De Vos, *ChemCatChem*, 2011, **3**, 1431–1434.
- 42 H. Wender, L. F. de Oliveira, P. Migowski, A. F. Feil, E. Lissner, M. H. G. Precht, S. R. Teixeira and J. Dupont, *J. Phys. Chem. C*, 2010, **114**, 11764–11768.
- 43 M. Ranjbar, S. Fardindoost, S. M. Mahdavi, A. I. Zad and N. Tahmasebi G, *Sol. Energy Mater. Sol. Cells*, 2011, **95**, 2335–2340.
- 44 M. H. G. Precht, J. D. Scholten and J. Dupont, *Molecules*, 2010, **15**, 3441–3461.

- 45 H. Henmi, T. Hirayama, N. Mizutani and M. Kato, *Thermochim. Acta*, 1985, **96**, 145–153.
- 46 S. M. Islam, S. Mondal, P. Mondal, A. S. Roy, K. Tuhina and M. Mobarok, *Inorg. Chem. Commun.*, 2011, **14**, 1352–1357.
- 47 Y. Zou, H. Lin, P. A. Maggard and A. Deiters, *Eur. J. Inorg. Chem.*, 2011, 4154–4159.
- 48 P. Liu, P. H. Li and L. Wang, *Synth. Commun.*, 2012, **42**, 2595–2605.
- 49 X. Qi, L. Zhou, X. Jiang, H. Fan, H. Fu and H. Chen, *Chin. J. Catal.*, 2012, **33**, 1877–1882.
- 50 P. G. Jessop, D. A. Jessop, D. B. Fu and L. Phan, *Green Chem.*, 2012, **14**, 1245–1259.
- 51 V. P. Ananikov and I. P. Beletskaya, *Organometallics*, 2012, **31**, 1595–1604.
- 52 G. Verardo, A. G. Giumanini and P. Strazzolini, *Synth. Commun.*, 1994, **24**, 609–627.
- 53 D. B. Zhao, Z. F. Fei, T. J. Geldbach, R. Scopelliti and P. J. Dyson, *J. Am. Chem. Soc.*, 2004, **126**, 15876–15882.
- 54 Y. G. Cui, I. Biondi, M. Chaubey, X. Yang, Z. F. Fei, R. Scopelliti, C. G. Hartinger, Y. D. Li, C. Chiappe and P. J. Dyson, *Phys. Chem. Chem. Phys.*, 2010, **12**, 1834–1841.