

Massachusetts Institute of Technology
Engineering Systems Division

Working Paper Series

ESD-WP-2006-04

UNDERSTANDING & MODELING STATE STABILITY:
EXPLOITING SYSTEM DYNAMICS

**Nazli Choucri, Christi Electris, Daniel Goldsmith, Dinsha Mistree,
Stuart E. Madnick, J. Bradley Morrison, Michael D. Siegel,
and Margaret Sweitzer-Hamilton**

**MIT Sloan School of Management
30 Wadsworth Street, Cambridge, MA 02142**

February 2006

Understanding & Modeling State Stability: Exploiting System Dynamics

Nazli Choucri
Christi Electris
Daniel Goldsmith
Dinsha Mistree
Stuart E. Madnick
J. Bradley Morrison
Michael D. Siegel
Margaret Sweitzer-Hamilton

Working Paper CISL# 2006-02

January 2006

Composite Information Systems Laboratory (CISL)
Sloan School of Management, Room E53-320
Massachusetts Institute of Technology
Cambridge, MA 02142

Understanding & Modeling State Stability: Exploiting System Dynamics

Nazli Choucri
Christi Electris
Daniel Goldsmith
Dinsha Mistree
Stuart E. Madnick
J. Bradley Morrison
Michael D. Siegel

Margaret Sweitzer-Hamilton
MIT Sloan School of Management

30 Wadsworth Street, Cambridge, MA 02142, USA

{nchoucri, electris, dmistree, smadnick, msiegel,}@mit.edu

dgoldsmi@brandeis.edu, Margaret_Sweitzer-Hamilton@brown.edu, jbm@kurtsalmon.com

<http://context2.mit.edu/coin>

Abstract—The potential loss of state stability in various parts of the world is a source of threat to U.S. national security. Every case is unique, but there are common processes. Accordingly, we develop a system dynamics model of state stability by representing the nature and dynamics of ‘loads’ generated by insurgency activities, on the one hand, and by articulating the core features of state resilience and its ‘capacity’ to withstand these ‘loads’, on the other. The problem is to determine and ‘predict’ when threats to stability override the resilience of the state and, more important, to anticipate propensities for ‘tipping points’, namely conditions under which small changes in anti-regime activity can generate major disruptions. On this basis, we then identify appropriate actionable mitigation factors to decrease the likelihood of ‘tipping’ and enhance prospects for stability.

understand how grave this threat can be, and did not adjust their policies, plans, and practices to deter or defeat it” [1: xvi]. Given current realities and uncertainties, “better preparedness” can be achieved by identifying, controlling and managing the linkages and situational factors that fuel hostilities and undermine stability and cohesion.

Over the course of six months from April to October (2005), researchers from MIT and elsewhere worked with DARPA³ to develop computational social science models for understanding the nature of state stability as well as propensities for state failure and collapse. The MIT team developed a system dynamics model to understand and represent sources and consequences of stability, as well as ways in which the potential for disruptions could be reduced, managed or mitigated. In this report, we review the way in which we have modeled (and ‘predicted’) how and when threats to stability tend to override the resilience of the state and to undermine its overall capabilities and performance. More specifically, we isolate the ‘tipping points’ – conditions under which small changes in anti-regime activity can generate major disruptions – and then seek to identify appropriate actionable mitigation factors to reduce the potential for ‘tipping’ and enhance prospects for stability.

TABLE OF CONTENTS^{1,2}

1. INTRODUCTION	1
2. BACKGROUND AND CONTEXT	1
3. MODELING STATE STABILITY	3
4. PROOF OF CONCEPT MODEL	4
5. RESULTS OF PROOF OF CONCEPT MODEL	7
CONCLUSION	8
REFERENCES	9
BIOGRAPHY	10

2. BACKGROUND AND CONTEXT

1. INTRODUCTION

The potential loss of state stability in various parts of the world is a major source of threat to U.S. national security. While every case is unique, there are common processes tending toward instability. In its Preface, *The 9/11 Commission Report* states: “*We learned that the institutions charted with protecting ...national security did not*

We begin by placing the key issues in context, first by noting insights from the social sciences and then by highlighting some key system dynamics modeling features.

2.1 State Stability

The stability of a state is a process, in that states can be at different stages of ‘stability’ and subject to different pressures toward instability. There are multiple modes of fragility as well as different paths toward a range of ‘end

¹ 0-7803-9546-8/06/\$20.00© 2006 IEEE

² IEEEAC paper #1278, Version 5, Updated December 24, 2005

³ Defense Advanced Research Projects Agency

points'. It is well known that studies of state stability (and fragility) are closely connected to a wide range of issues in the social and the computational sciences such analyses of civil war, political mobilization, social disturbances, institutional development (or lack thereof), economic performance, social cohesion, ethnic violence and a range of issue areas that bear directly on the resilience of states and their capabilities, as well as on the pressures upon the state and the types of threats to its integrity and stability.

One of the most recognizable indications of state instability is the onset of civil war. While it may be impossible to predict an individual catalyst for a civil war, there are many elements that make a state predisposed towards the breakout of civil war. For instance, time and again we have seen that the most likely states for civil war are those states that have recently undergone another war, states whose neighbors are involved in civil war, and states that are economically weak [2]. However, many social scientists and policy-makers identify the best device for preventing civil war as democracy [3; 4]. Yet, on a global basis, Siegle, Weinstein and Halperin show that the evidence regarding which comes first, democracy or development, is still contentious [5]. By the same token, Hegre, et al. show that the greatest likelihood of civil war is not in a state which is the least-democratic, but rather civil war is much more likely to break out in a state which is semi-democratic [6].⁴ Our approach to state stability takes this divergent perspective into account, but adopts a rather different approach.

Given the wide range of contentions regarding sources and consequences of state stability, an initial step is to define the core proposition in order to render precision and direction for the computational and modeling strategy. The proposition is this:

A state is stable to the extent that its resilience (capabilities) is greater than the load (or pressures) exerted upon it.

Embedded in a high level model of state stability, this proposition helps guide formulation of the system dynamics model.

Social scientists in general, and political scientists in particular, are in general agreement regarding the nature of the state, its fundamental features, and its generic attributes – irrespective of specific manifestations or characteristics shaped by time or location. Rooted in the basic contributions of Aristotle's *Politics* all states consist of, and are governed by, a complex body of relationships and institutions framed and guided by a constitution [7]. Many centuries later, Almond and Powell put forth a formal approach to state capacities by defining a set of specific capabilities (namely, extractive, regulative, responsive, distributive, and symbolic) [8]. These points support our premise that a state is stable to the extent that the loads or

pressures upon it can be managed by its prevailing capabilities or performance capacities.

2.2 System Dynamics

System dynamics is an approach for modeling and simulating (via computer) complex physical and social systems and experimenting with the models to design policies for management and change [9]. The core of the modeling strategy is representation of system structure in terms of *stocks* and of *flows*. In this connection, *feedback* loops are the building blocks for articulating the dynamics of these models and their interactions can represent and explain system behavior.

Created by Jay Forrester, system dynamics modeling (SDM) has been used as a method of analysis, modeling and simulation for almost 50 years. SDM has been used for a wide range of purposes, such as to capture the dynamic relationship of energy and the economy [10], to model the world petroleum market over a period of thirty decades [11], to explore dynamics of economic growth [12] to analyze the environmental implications of international trade [13], to understand supply-chain management [14], to analyze different policies for nation-building [15], to model software development [16], and to examine the intricacies of the air force command and control systems [17].

SDM offers unique capabilities to contribute to social science, economics, or political science modes of analysis. SDM recognizes the complex interactions among many feedback loops, rejects notions of linear cause-and-effect, and requires the analyst to view a complete system of relationships whereby the 'cause' might also be affected by the 'effect'. SDM enables analysts to uncover 'hidden' dynamics. Moreover, SDM allows the analyst an increased level of flexibility as SDM utilizes both conceptual understanding as well as empirical data collection. As Forrester explains, "the first step [in SDM] is to tap the wealth of information that people possess in their heads. The mental data base is a rich source of information about the parts of a system, about the information available at different points in a system, and about the policies being followed in decision making". [18: 5]. The modeling process in system dynamics translates these elements of causal logic into systems of difference equations and differential equations [19]. Empirical analysis is also used to explain the relationships between individual elements in the overall system. By understanding the dynamics of a state system, including interactions among actors, actions, structures and processes in complex environments, one can better identify how to reinforce state capabilities while diminishing the loads and pressures exerted upon it.

⁴ This one-dimensional scale was originally constructed by Ted Robert Gurr in conjunction with the Polity project. Visit <http://www.cidcm.umd.edu/inscr/polity/> for the complete dataset.

3. MODELING STATE STABILITY

3.1 Overview of Process

For modeling purposes, the first step is to define the *overall domain* and system of elements tending toward state stability and the sources of instability. This high level view is used for framing purposes, consistent with dominant lines of thinking in the social sciences. The value of system dynamics is that it also provides a method for empirical model grounding as well as policy crafting. Next is to select and ‘drill down’ to the most important, sensitive and *short-term processes* that shape the more immediate threats to stability and enhance the propensities for instability. The task after that is to formulate a computational *system dynamics model* for simulation, and ‘predictive’ purposes based on empirical data and observable cases. Drawing upon data from two real-world cases, we developed and then used the SDM model to make further predictions about insurgency recruiting, recognize different policy implications, and make informed policy decisions based upon empirical measurements.

3.2 The High-Level Diagram

The first step in identifying our operational approach to modeling state stability is to define the key system-features and to create a high-level causal loop diagram that captures the key elements of the system in question including the major feedback loops. Unlike in traditional social science, in this diagram there is no one ‘dependent variable’ that reflects the overall stability status of the state; rather there are a whole range of potentially significant joint dependencies (and feedback dynamics) that capture overall system behavior and performance over time.

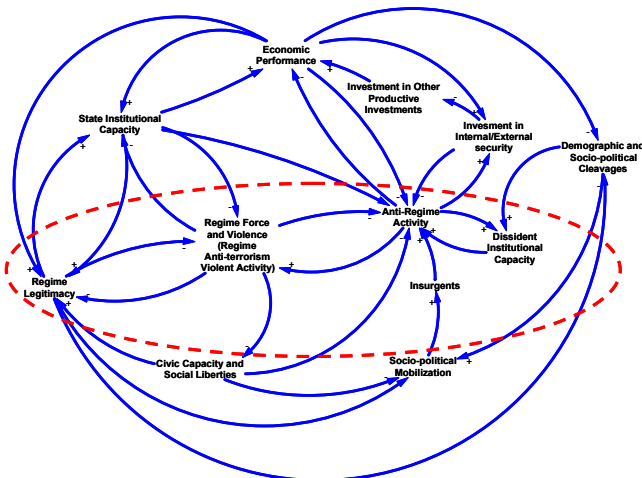


Figure 1. High-Level Diagram of State Stability. (Circled section signals the segments for detailed system dynamics modeling)

Figure 1 presents the High-Level Diagram of overall state stability. We seek here only to define broadly the *overall domain* as well as the *SDM model focus* (encompassed

within the dashed lines). In this diagram, the arrows show causal relationships between variables. A plus sign (+) indicates that a change in the first variable (at the tail of the arrow) causes a change in the second variable (at the head of the arrow) in the same directions. A minus sign (-) indicates that a change in the first variable causes a change in the second variable in the opposite directions. A path that begins at any variable and traces from arrow to arrow to returns to the original variable forms a feedback loop.

In many cases, there were large bodies of literature that described each of the key relationships. Framed thus, we sought only to reflect some of the most dominant sets of relationships reflected in the literature, by way of developing an integrated device for representing the complexities of underlying dynamics.

3.3 Drilling Deeper

In Figure 1, the dotted line delineates several elements in the High-Level Diagram. that we chose as the place to start the modeling process. Choosing to analyze these sets of systems also yielded three other important benefits. First, we sought to determine how system dynamics could best be applied to capturing and understanding state stability. Analysis of system dynamics is strongest when applied to situations where long-term ramifications are usually hidden by short-term drivers. We wanted to choose a case where this would be especially pronounced. Second, our goal was to develop a model that would yield results in the short run: that is, we wanted to be able to make predictions based upon the internal logic of the model and to be able to use the model to explain the strengths and weaknesses of different policy options. Third, we sought to focus on a specific set of system-features that would best illustrate the contributions of system dynamics and demonstrate the broad value of social science. Based on all these considerations we elected to focus on modeling the dynamics of dissident and insurgent recruiting given the resilience of the state and its capacity to manage anti-regime activities.⁵ This focus on insurgency-vs.-state-resilience would become our Proof of Concept Model.

⁵ Many of these subjects were saved in case we had the opportunity to pursue future modeling. They ranged from analyzing instances of famine and food shortage to the mobilization and propagation of fundamental terrorism.

literature and earlier studies in the computational social sciences, as well as “by tapping into the wealth of information that people possess in their heads” [18].⁷ The formulated model includes about 140 equations. The remainder of this section looks at each component of the model, one at a time, and seeks to articulate the basic logic as the behavior of the system ‘unfolds,’ so to speak.

4.2 Sources of Insurgents

We begin with the assumption that, in any given state with a given number of people, there are some peaceful anti-regime elements (dissidents) and there are some violent anti-regime elements (insurgents). Thus, we divide the population into three stocks, labeled Population, Dissidents, and Insurgents, and shown as rectangles in Figure 3. The model shows transitions from one stock to the other with icons resembling pipes and valves. People in the general population may become dissidents and after some time these dissidents may become insurgents. There are two direct ways to curb this transition, however. First, dissidents might become appeased by the state and return to the general population. A peaceful regime change or a policy change may placate these dissidents into regime supporters. Alternatively, dissidents who become insurgents can be removed from the system by the state. This could occur through arrests, detentions, or state violence. These approaches to reduce dissidents and insurgents are shown as the “Appeasement Rate” and “Removing Insurgents,” respectively, in Figure 3.

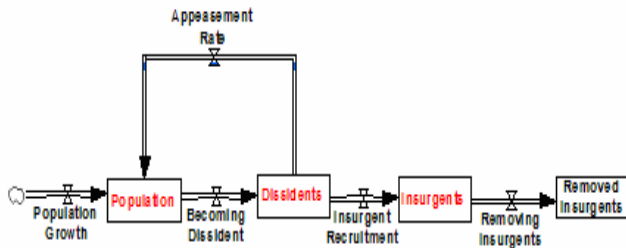


Figure 3. Overview of Conflict Model

However, there are notable other conditions affecting the Population-to-Insurgent flows. There are several different elements that can affect the transition of a normal member of society to a dissident to an insurgent. Figure 4 introduces the next level of complexity. For example, when considering the component of removing insurgents, we must also consider the removal effectiveness, the indicated force strength, and the desired time to remove insurgents in order to assess how well insurgents are removed. Even though several of these variables are exogenous to our model, they can nonetheless be affected by different policy levers that will affect the overall system.

⁷ For literature used to justify the model, please contact the authors. We also relied heavily upon interviews, news sources, and databases.

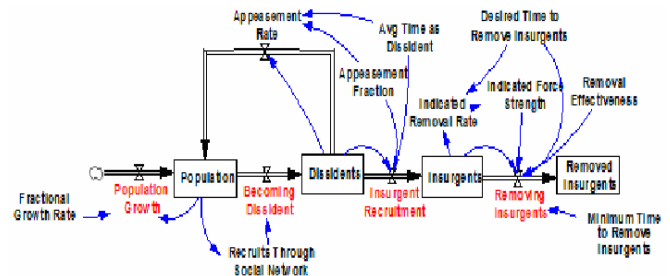


Figure 4. Ways to Affect the Population-to-Insurgent Flow

4.4 Anti-Regime Messaging and Flow of Communication

In Figure 5, we expand the model to show that dissidents and insurgents generate anti-regime messages through anti-regime incidents. Such incidents include protests, targeted attacks, or even civil war. ‘Messages’ include both formal and informal communications between individuals in a regime. An anti-regime message based upon an intense incident might proclaim that the regime violently cracked down on *innocent* protestors, or that the regime can no longer effectively handle insurgent movements in a certain part of the country and is therefore incapable of controlling the state. Messages of this sort can undermine the legitimacy of the regime and represent one form of loads on state capacity.

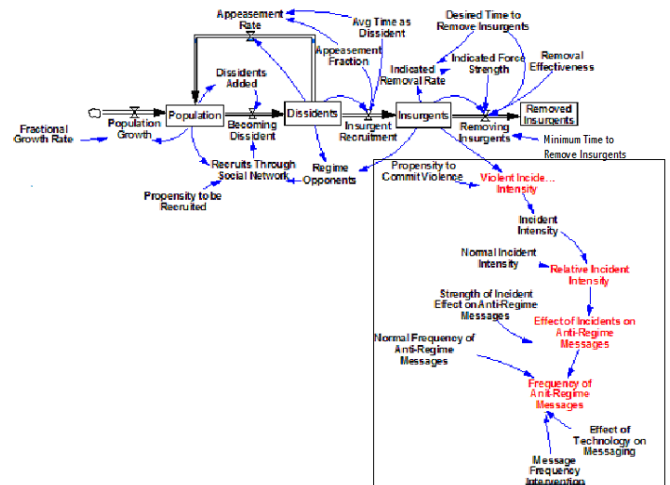


Figure 5. Message Production Generated by Dissident and Insurgent Incidents

Once again, there are many policy options available for limiting the flow of anti-regime messages. Such options are often utilized, in countries as diverse as France, (which imposed curfews on its citizens to quell riots in October and November of 2005), and Thailand (where the South has been in a state of martial law since March of 2005). At the same time, we recognize that perceptions may be different from actual behavior. Accordingly, in Figure 6, we take into account the perceived intensity of anti-regime messages and the relative frequency of anti-regime messages.

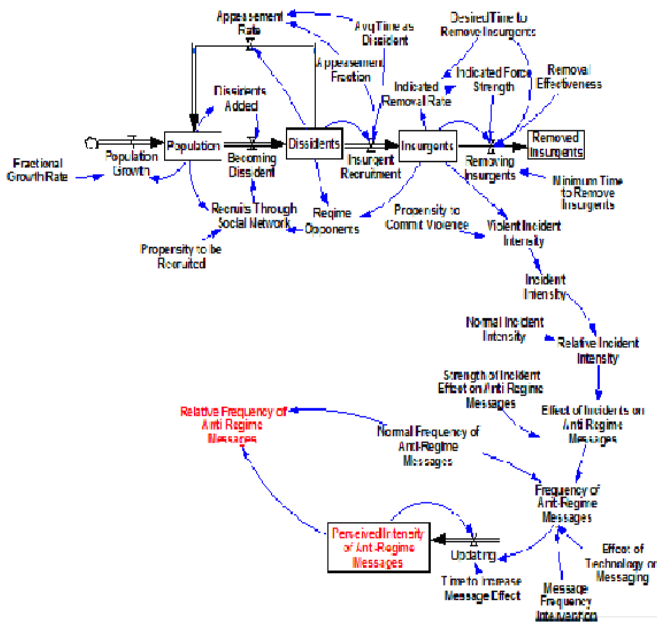


Figure 6. Accounting for Perceptions

4.5 Regime Resilience

The critical constraint on insurgency expansion is the resilience of the state. The SDM model represents state resilience through an empirically derived function of key determinants, as indicated in the social science literature. Specifically, we draw upon economic performance, regime legitimacy, political capacity, and social capacity, as shown at the lower left of Figure 7, to compute the aggregate regime resilience, via the relationship:

$$Regime_Resilience_i = \alpha_i * \beta_i * \gamma_i * \delta_i * \epsilon_i$$

Polity Index: $\alpha_i = |Polity_i / Polity_{1980}|$

Civil Liberties Index: $\beta_i = Civil_Liberties_i / Civil_Liberties_{1980}$

GDP Index: $\gamma_i = (GDP_i / Population_i) / (GDP_{1980} / Population_{1980})$

Employment Index: $\delta_i = Emp_per_Capita_i / Emp_per_Capita_{1980}$

Literacy Index: $\epsilon_i = Literacy_i / Literacy_{1980}$

The effects of anti-regime messages on dissident recruitment are taken into account, as shown in Figure 7. Considering our earlier discussion of capacities versus loads, regime resilience can be considered as a measure of the long-term capacities of a state.

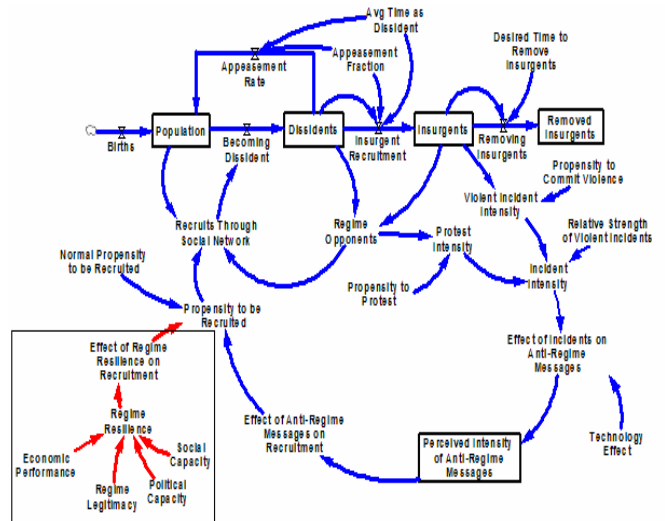


Figure 7. Regime Resilience in Computational Terms

The literature notes that the resilience of a state is inversely related to the occurrence of civil war. We find empirical support for this relationship when comparing the state resilience function to the determinants of civil war as determined by Hegre et al. [6]. Hegre, et al. looked at all occurrences of civil wars across the world over the last several decades. They were able to produce a measure that determines the likelihood of a civil war breaking out. As we would expect, for the case of Country A, the Relative Risk of Civil War drops precipitously as the computed Resilience index rises, as shown in Figure 8. This suggests that insurgent movements are being contained from further breakouts at the national level.

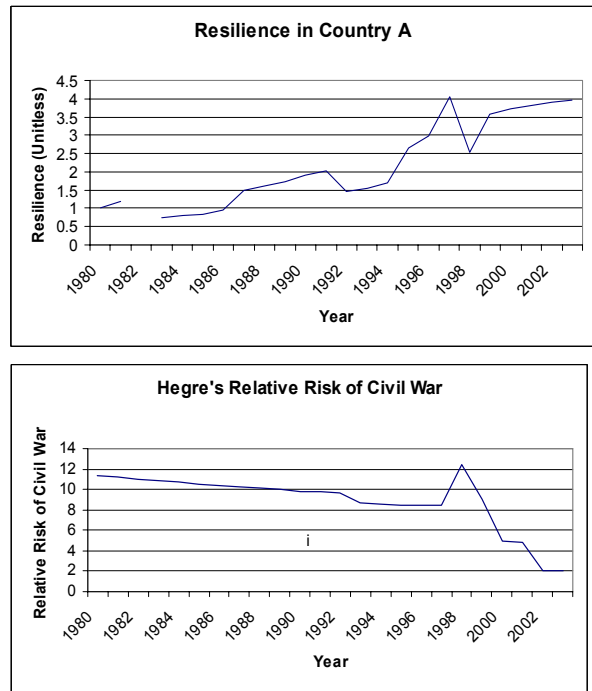


Figure 8. Regime Resilience vs. Relative Risk of Civil War

4.6 Review of Loads-vs.-Resilience

Regime resilience can mitigate against insurgent recruitment, thereby reducing a load on the stability of the system. For example, when the economy is doing well or when the regime is perceived as having increased legitimacy, the likelihood of an individual becoming a dissident or an insurgent becomes much smaller. The focus of the loads and capacities of the system are highlighted in Figure 9.

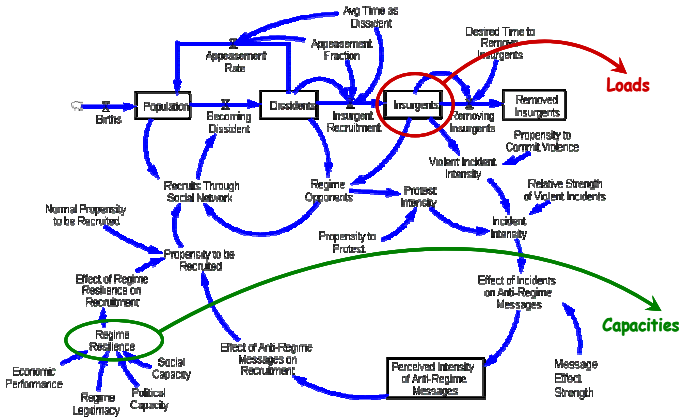


Figure 9. Identifying Loads and Capacities

Re-examining the usage of policies specifically designed to stem message flows through reductions in civil liberties, we see that in the short-term such policies can reduce the messaging capabilities but in the long-term such policies can undermine the social capacity of a state and will therefore undermine the regime resilience. As a result, while there are fewer avenues for messages to circulate, these messages are more effective at converting individuals into dissidents and insurgents as individuals are less happy with the regime. Therefore the state and the regime should be wary of enforcing short-term controls with deleterious effects and should instead create and foster policies focused on improving the capacities of the state, which in turn will balance the loads.

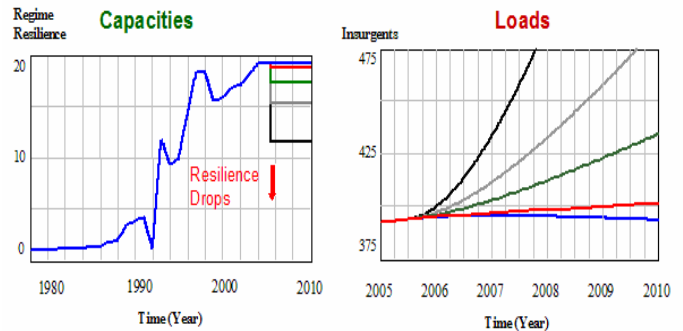
5. RESULTS OF PROOF OF CONCEPT MODEL

We show here two sets of SDM results, namely (a) illustrations of tipping points and (b) examples of some policy prescriptions.

5.1 Tipping Point Caused by Reduction in Regime Resilience

Recall that we are interested in identifying tipping points at which the loads on the system exceed the capacities to manage the loads. At such points, regime resilience will no longer be able to ‘fend off’ insurgency behavior. In Figures

10a and 10b, we present the regime resilience and the corresponding insurgents that are generated by reductions in the state capacity. Specifically, these figures show the resulting growth in insurgency with various changes in long-term state capacities (known as Regime Resilience in the model). These figures are based upon observations, estimates, and predictions in a specific region of Country A, where insurgency has fluctuated for the last several years.



Figures 10a and 10b. Capacities and Loads

As one can see from Figure 10, initially small declines in the capacities of the state produce small increases in the number of insurgents, i.e. the load on the system. But, at some point, further declines in the capacities, produce dramatic increases in the projection of insurgent growth – thus a ‘tipping point.’⁸ This shows the critical nature of choosing the correct policy prescriptions required for state stability.

5.2 Policy Alternatives: Removing Insurgents vs. Reducing Anti-Regime Messages

Using SDM, we can compare different policy alternatives. In Figure 11, we identify two policy prescriptions:

- (1) the state might become better at removing insurgents, and
- (2) the state might improve its ability to respond to anti-regime messages, dampening the message strength.

Earlier, we identified that controlling the circulation of anti-regime messages (through curfews and other civil liberty limitations) would reduce the number of anti-regime messages in the short-term. Considering the broader system, we see that a policy prescription which encourages choking messages through the suppression of liberties would undermine regime resilience, and in the long run, such a policy prescription would cause more harm than good. Increasing the ‘Regime Voice’ is different. It implies that the strength of the anti-regime messages might become diluted in an acceptable fashion.

⁸ The numbers presented in Figures 10a and 10b on the axes are based upon a specific case study. The true value of system dynamics does not come from empirical statements such as “if you reduce the economy 10%, you will increase insurgents by 10%,” but rather “if the economy drops, one can expect to see an increase in insurgents, and based upon previous situations, if something is not done to re-establish the capacities, the state may tip into an unsustainable situation.”

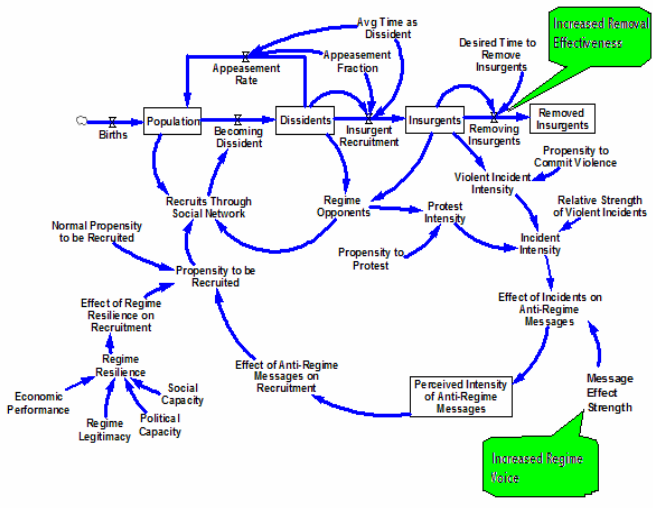


Figure 11. The Potential Effects of Increased Removal Effectiveness (Intelligence Sharing) versus Weakening the Message Strength (Moderate Rhetoric)

For example, one such way to increase the regime voice is to sponsor a public campaign against the insurgents (to undermine their legitimacy). As we recently observed in Jordan in November of 2005, as a result of extreme terrorist acts by Al Qaeda, the state was able to garner public sentiment. That can become a very successful method for controlling anti-regime elements. There are many ways that states can increase the regime voice to counter the threats. In Figure 11, we compare the results of changes in each of these inputs.

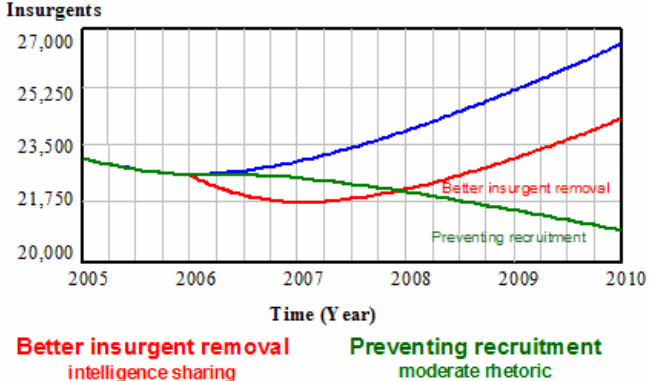


Figure 11. Increasing the Regime Voice vs. Increased Removal Effectiveness

The upper line shows the expected growth in insurgents if no action is taken. Both of the proposed actions produce a reduction from this projected growth. However, as the figure shows, although the use of better insurgent removal policies does reduce the number of insurgents at any given time relative to the base case, the basic trajectory is not changed and insurgents do continue to grow. On the other hand, when the state focuses on preventing recruitment through improving rhetoric, insurgent recruitment slows and

insurgent levels actually decline, as shown as the lowest line.

CONCLUSION

This research focused on particular segments of an overall modeling strategy designed to help better understand the sources and consequences of state stability. We hope to create an integrative computational model, one that addresses all of the key features of the High Level Diagram. Such an effort would enable us to integrate the dynamics of insurgency and dissidence within a more detailed and realistic representation of overall stability – all of the key loads vs. the entire major capacities. In this paper, we illustrated the underlying interplay between critical elements that can produce useful predictions, and we have shown that system dynamics can yield fruitful results for policy prescriptions, in this case on combating insurgent recruitment.

The strength of SDM lies in being able to understand, recognize and compare both short-term and the long-term effects of different elements on other elements, as well as the effects of different relationships on other relationships, while simplifying such complex dynamics. Framing elements in such a model will garner key insights from non-traditional information sources. Scholars have been analyzing states, security, policy decisions, and nation-building for years: the military planners and policy analysts could gain insights from such work, much as the SDM modeling initiatives reported in this paper have benefited from interactions with, and contributions of, our collaborators in this project. Finally, the combination of SDM and social science is a natural marriage in the nature of computational social sciences: There is a long history of understanding states as complex systems in the social sciences, and understanding the dynamics of the systems involved in a state may produce the most robust predictive value for planning.

REFERENCES

- [1] The 9/11 *Commission Report*, 2004.
- [2] Collier, P., V. L. Elliot, H. Hegre, A. Hoeffler, M. Reynal-Querol, N. Sambanis. (2003). *Breaking the Conflict Trap: Civil War and Development Policy*. Washington DC: The World Bank.
- [3] Doyle, M. W. (1986). "Liberalism and World Politics." *American Political Science Review*, 80(December): 1151-69.
- [4] Russett, B. M. (1993). *Grasping the Democratic Peace: Principles for a Post-Cold War World*. Princeton, New Jersey: Princeton University Press.
- [5] Siegle, J., M. Weinstein, M. Halperin. (2004). "Why Democracies Excel." *Foreign Affairs*, Vol. 83, No. 5 (September/October): 57-71.
- [6] Hegre, H., T. Ellingsen, S. Gates, N. Gleditsch, "Toward a Democratic Civil Peace? Democracy, Political Change, and Civil War, 1816-1992," *American Political Science Review*, Vol. 95, Issue 1, March, 2001: 33-48. Available online: <http://www.worldbank.org/research/conflict/papers/CivilPeace2.pdf> (Accessed November 27, 2005).
- [7] Aristotle, *Politics, Book 4*. Translated by Benjamin Jowett. Available online: <http://classics.mit.edu/Aristotle/politics.4.four.html> (Accessed November 27, 2005).
- [8] Almond, G. A. and H. B. Powell. (1966). *Comparative Politics: A Developmental Approach*. Boston, MA: Little, Brown and Co.
- [9] Forrester, J. W. (1958) "Industrial Dynamics--A Major Breakthrough for Decision Makers." *Harvard Business Review*, 36(4), 37-66.
- [10] Sterman, J. D. (1981). *The Energy Transition and the Economy: A System Dynamics Approach*. In partial fulfillment of a Doctorate of Philosophy, Sloan School of Management, Massachusetts Institute of Technology.
- [11] Choucri, N. (1981). *International Energy Futures : Petroleum Prices, Power, and Payments*. Cambridge, MA : MIT Press.
- [12] Choucri, N. and M. Bousefield (1978). "Alternative Futures: An Exercise in Forecasting," in Choucri, N. and T. W. Robinson, eds., *Forecasting in International Relations*. Cambridge, MA. San Francisco: W. H. Freeman and Co.: 308-326.
- [13] Lofdahl, C. L. (2002). *Environmental Impacts of Globalization and Trade: A Systems Study*. Cambridge, MA: MIT Press.
- [14] Angerhofer, B., and M. Angelides. (2000). "System Dynamic Modeling in Supply Chain Management: Research Review." *Proceedings of the 2000 Winter Simulation Conference*, J. A. Joines, R.R. Barton, K. Kang, and P.A. Fishwick, eds. Available online: <http://64.233.161.104/search?q=cache:5-p-kFpsZMJ:www.informssim.org/wsc00papers/049.PDF+Angerhofer+and+angelides&hl=en> (Accessed November 27, 2005).
- [15] Robbins, M. (2005). *Investigating the Complexities of Nationbuilding: A Sub-National Regional Perspective*. In partial fulfillment of a Master of Science, Air Force Institute of Technology.
- [16] Abdel-Hamid, T. and S. E. Madnick. (1991). *Software Project Dynamics: An Integrated Approach*. Englewood Cliffs, NJ: Prentice Hall.
- [17] Lofdahl, C. L. (2005). "Envisioning C2 Systems Through Simulation: An Air Force Example." Presented at the 10th International Command and Control Research Symposium: The Future of C2. Available online: <http://www.dodccrp.org/events/2005/10th/CD/papers/219.pdf> (Accessed November 27, 2005).
- [18] Forrester, J. W. (1991). "System Dynamics and the Lessons of 35 Years," in *The Systemic Basis of Policy Making in the 1990s*, Kenyon B De Greene, ed. Available online: <http://www.echelon4.com/content%20files/forrester%20d4224.pdf> (Accessed November 27, 2005).
- [19] Forrester, J. W. (1980). *Principles of Systems, 2nd Preliminary Edition*. Cambridge, MA: MIT Press.

BIOGRAPHY

Dr. Nazli Choucri is Professor of Political Science at the



Massachusetts Institute of Technology, and Director of the Global System for Sustainable Development (GSSD) a distributed multi-lingual knowledge networking system to facilitate uses of knowledge for the management of dynamic strategic challenges. To date, GSSD is mirrored (i.e. synchronized and replicated) in

China, Europe, and the Middle East in Chinese, Arabic, French and English. As a member of the MIT faculty for over thirty years, Professor Choucri's area of expertise is on modalities of conflict and violence in international relations. She served as General Editor of the International Political Science Review and is the founding Editor of the MIT Press Series on Global Environmental Accord. The author of nine books and over 120 articles Professor Choucri's core research is on conflict and collaboration in international relations. Her present research focus is on 'connectivity for sustainability', including e-learning, e-commerce, and e-development strategies. Dr. Choucri is Associate Director of MIT's Technology and Development Program, and Head of the Middle East Program. She has been involved in research, consulting, or advisory work for national and international agencies, and in many countries, including: Abu Dhabi, Algeria, Canada, Colombia, Egypt, France, Germany, Greece, Honduras, Japan, Kuwait, Mexico, North Yemen, Pakistan, Qatar, Sudan, Switzerland, Syria, Tunisia, Turkey.

Christi Electriss is currently pursuing two Masters' degrees, in MIT's Technology and Policy Program and at Tufts University's Fletcher School of Law and Diplomacy. She holds a Bachelor's degree from the University of Pennsylvania in Computer Science with minors in mathematics and cognitive science. She has worked at MIT Lincoln Laboratory in the Advanced Concepts and Technologies division of the Ballistic Missile Defense department, and is currently studying international sustainable development through technology and knowledge.

Daniel Goldsmith is a second year MBA student at the International Business School at Brandeis University who earned his Bachelor of Arts degree in Government from the University of Virginia. He has worked as a staff assistant at the U.S. Senate Armed Services Committee in Washington, D.C., conducting analysis of the U.S. defense budget. Daniel plans to pursue a career as an economic consultant.

Dr. Stuart Madnick is the John Norris Maguire Professor of Information Technology, Sloan School of Management and Professor of Engineering Systems, School of Engineering at the Massachusetts Institute of Technology. He has been a faculty member at MIT since 1972. He has served as the head of MIT's Information Technologies Group for more than twenty years. He has also been a member of MIT's Laboratory




for Computer Science, International Financial Services Research Center, and Center for Information Systems Research. Dr. Madnick is the author or co-author of over 250 books, articles, or reports including the classic textbook, Operating Systems, and the book, The Dynamics of Software Development. His current research interests include connectivity among disparate distributed information systems, database technology, software project management, and the strategic use of information technology. He is presently co-Director of the PROductivity From Information Technology Initiative and co-Heads the Total Data Quality Management research program. He has been active in industry, as a key designer and developer of projects such as IBM's VM/370 operating system and Lockheed's DIALOG information retrieval system. He has served as a consultant to corporations, such as IBM, AT&T, and Citicorp. He has also been the founder or co-founder of high-tech firms, including Intercomp, Mitrol, and Cambridge Institute for Information Systems, iAggregate.com and currently operates a hotel in the 14th century Langley Castle in England. Dr. Madnick has degrees in Electrical Engineering (B.S. and M.S.), Management (M.S.), and Computer Science (Ph.D.) from MIT. He has been a Visiting Professor at Harvard University, Nanyang Technological University (Singapore), University of Newcastle (England), Technion (Israel), and Victoria University (Australia).

Dinsha Mistree is pursuing a joint Bachelor's and Master's Degree in Political Science at MIT. He has worked on a variety of research projects from understanding how technology can reduce corruption and enable development to researching labor issues at multinational corporations and the creation and enforcement of proper monitoring standards.

Dr. Brad Morrison is Assistant Professor of Management at the International Business School at Brandeis University. He studies dynamically complex problems in organizations, organizational change and management using the tools of system dynamics. His research focuses on implementation problems, which he has studied in several contexts, such as process improvement settings and firms adopting the practices of lean manufacturing. For example, why do apparently well-intended actions often lead to outcomes that differ so much from people's intentions? How do the actions some managers take foster the very problems they

are attempting to solve? His research is strongly rooted in organizational theory, with a methodological emphasis on interpretation through the lens of system dynamics. Over his 20-year career with a leading management consulting firm, Dr. Morrison has assisted dozens of organizations wrestling with change in areas such as product development and supply chain management. He has extensive experience in Asia, where he has worked in 11 countries on projects for his clients from North America, Asia and Europe. Professor Morrison teaches courses in business dynamics, operations management, and supply chain management in the MBA program at Brandeis University's International Business School. He also teaches in Executive Education programs at the MIT Sloan School of Management and in the MIT Undergraduate Practice Opportunities Program. He has recently been a Senior Scientist in the Pre-Conflict Anticipation and Shaping research team at MIT. He holds a Ph.D. in Management (System Dynamics and Organization Studies) from the Sloan School of Management at MIT, an MBA (Finance) from the University of Chicago Graduate School of Business, and undergraduate degrees in Chemistry and Management Science from MIT.

Dr. **Michael Siegel** is a Principal Research Scientist at the



MIT Sloan School of Management. He is currently the Director of the Financial Services Special Interest Group at the MIT Center For eBusiness. Dr. Siegel's research interests include the use of information technology in financial risk management and global financial systems, eBusiness and financial services, global ebusiness

opportunities, financial account aggregation, ROI analysis for online financial applications, heterogeneous database systems, managing data semantics, query optimization, intelligent database systems, and learning in database systems. He has taught a range of courses including Database Systems and Information Technology for Financial Services. He currently leads a research team looking at issues in strategy, technology and application for eBusiness in Financial Services.

Margaret Sweitzer-Hamilton: Margaret recently graduated from Brown University with degrees in Biology and Development Studies. With a strong background in system dynamics, Margaret is currently working on development-related research in Puerto Rico.