

Nucleon-gold collisions at 200A GeV using tagged $d + \text{Au}$ interactions in the PHOBOS detector

B. B. Back,¹ M. D. Baker,² M. Ballintijn,³ D. S. Barton,² B. Becker,² R. R. Betts,⁴ A. A. Bickley,⁵ R. Bindel,⁵ W. Busza,³ A. Carroll,² M. P. Decowski,³ E. García,⁴ T. Gburek,⁶ N. George,² K. Gulbrandsen,³ S. Gushue,² C. Halliwell,⁴ J. Hamblen,⁷ A. S. Harrington,⁷ C. Henderson,³ D. J. Hofman,⁴ R. S. Hollis,⁴ R. Holyński,⁶ B. Holzman,² A. Jordanova,⁴ E. Johnson,⁷ J. L. Kane,³ N. Khan,⁷ P. Kulinich,³ C. M. Kuo,⁸ J. W. Lee,³ W. T. Lin,⁸ S. Manly,⁷ A. C. Mignerey,⁵ R. Nouicer,^{2,4} A. Olszewski,⁶ R. Pak,² I. C. Park,⁷ H. Pernegger,³ C. Reed,^{3,*} C. Roland,³ G. Roland,³ J. Sagerer,⁴ P. Sarin,³ I. Sedykh,² W. Skulski,⁷ C. E. Smith,⁴ P. Steinberg,² G. S. F. Stephens,³ A. Sukhanov,² M. B. Tonjes,⁵ A. Trzupek,⁶ C. Vale,³ G. J. van Nieuwenhuizen,³ R. Verrier,³ G. I. Veres,³ F. L. H. Wolfs,⁷ B. Wosiek,⁶ K. Woźniak,⁶ B. Wystouch,³ and J. Zhang³

(PHOBOS Collaboration)

¹Argonne National Laboratory, Argonne, Illinois 60439-4843, USA

²Brookhaven National Laboratory, Upton, New York 11973-5000, USA

³Massachusetts Institute of Technology, Cambridge, Massachusetts 02139-4307, USA

⁴University of Illinois at Chicago, Chicago, Illinois 60607-7059, USA

⁵University of Maryland, College Park, Maryland 20742, USA

⁶Institute of Nuclear Physics, Kraków, Poland

⁷University of Rochester, Rochester, New York 14627, USA

⁸National Central University, Chung-Li, Taiwan

(Received 25 May 2015; published 23 September 2015)

Forward calorimetry in the PHOBOS detector has been used to study charged hadron production in $d + \text{Au}$, $p + \text{Au}$, and $n + \text{Au}$ collisions at $\sqrt{s_{NN}} = 200$ GeV. The forward proton calorimeter detectors are described and a procedure for determining collision centrality with these detectors is detailed. The deposition of energy by deuteron spectator nucleons in the forward calorimeters is used to identify $p + \text{Au}$ and $n + \text{Au}$ collisions in the data. A weighted combination of the yield of $p + \text{Au}$ and $n + \text{Au}$ is constructed to build a reference for $\text{Au} + \text{Au}$ collisions that better matches the isospin composition of the gold nucleus. The p_T and centrality dependence of the yield of this improved reference system is found to match that of $d + \text{Au}$. The shape of the charged-particle transverse momentum distribution is observed to extrapolate smoothly from $p + \bar{p}$ to central $d + \text{Au}$ as a function of the charged-particle pseudorapidity density. The asymmetry of positively and negatively charged hadron production in $p + \text{Au}$ is compared to that of $n + \text{Au}$. No significant asymmetry is observed at midrapidity. These studies augment recent results from experiments at the CERN Large Hadron Collider and BNL Relativistic Heavy Ion Collider facilities to give a more complete description of particle production in $p + A$ and $d + A$ collisions, essential for the understanding the medium produced in high-energy nucleus-nucleus collisions.

DOI: [10.1103/PhysRevC.92.034915](https://doi.org/10.1103/PhysRevC.92.034915)

PACS number(s): 25.75.Dw, 25.75.Gz

I. INTRODUCTION

The PHOBOS detector [1] at the BNL Relativistic Heavy Ion Collider (RHIC) [2] is one of several experiments [3–5] that have measured the invariant yield of charged hadrons in collisions of deuterons with gold nuclei at a nucleon-nucleon center-of-mass energy of $\sqrt{s_{NN}} = 200$ GeV.¹ In the referenced papers, charged-hadron production is studied as a function of both transverse momentum (p_T) and collision centrality (a measure correlated with the impact parameter of the deuteron). The particle yields for p_T above about 1.5–2.0 GeV/c are similar to, or possibly slightly enhanced above, those observed in $p + \bar{p}$ collisions at the same energy [6], somewhat reminiscent of the so-called Cronin effect seen in proton-nucleus collisions [7]. Previous analyses of the $d + \text{Au}$

charged-hadron spectra by PHOBOS [6] and the other RHIC experiments [8–12] have demonstrated that this enhancement stands in stark contrast to the observed suppression of high- p_T hadrons in the (central) $\text{Au} + \text{Au}$ collision system at $\sqrt{s_{NN}} = 200$ GeV [13–16]. Because no suppression is found in $d + \text{Au}$ collisions, the effect seen in central $\text{Au} + \text{Au}$ interactions has been interpreted as evidence of final-state effects, in particular parton energy loss. It should be noted that evidence of possible collective effects in systems such as $d + \text{Au}$ and $p + \text{Pb}$ have been found recently, but only for events with very high final-state particle multiplicity (see, as one example, Ref. [17]).

The choice of the reference system used in comparing to $\text{Au} + \text{Au}$ data and that of the centrality measure are both of critical importance to the understanding of the observed suppression. The data and Monte Carlo (MC) simulations presented in this paper are used to study the choice of centrality measure, as well as the choice of reference system. Centrality measures based on the multiplicity of particles in the high-pseudorapidity region as well as on the number of spectators in the gold nucleus are examined. To study the chosen reference system, a calorimetry-based technique is used to identify, on an event-by-event basis, the subsets of

* cjreed@uci.edu

¹The value of 200 GeV per nucleon is used in adherence to the convention of RHIC papers so far. The actual $\sqrt{s_{NN}}$ value is 200.7 GeV, from a deuteron beam energy of 100.7 GeV per nucleon and a Au beam energy of 100 GeV per nucleon.

$d + \text{Au}$ collisions in which only the proton or only the neutron participated in the collision. Specifically, a calorimeter on the side of the interaction region where the Au beam exits is used as part of the determination of collision centrality while a second calorimeter on the other side is used in the selection of $n + \text{Au}$ and $p + \text{Au}$ interactions. Similar tagging of the nucleon + Au component of the $d + \text{Au}$ data has also been investigated by the PHENIX collaboration [18,19]. These nucleon-nucleus collisions are used to construct an ideal reference system for comparison with Au + Au collisions. Further, the charged-hadron yields of $n + \text{Au}$ and $p + \text{Au}$ are compared to study the ability of nucleon-nucleus collisions to transport charge to the midrapidity region.

II. THE PHOBOS DETECTOR

The PHOBOS experiment makes use of multiple detector components to measure particles produced by collisions at RHIC. Silicon-pad detectors near the interaction point are used for particle tracking and collision vertex determination; see Sec. IV. Additional silicon-pad detectors provide full azimuth and large pseudorapidity coverage, as described in Sec. III. Collision triggering is provided by plastic scintillator arrays at high pseudorapidity (see Sec. III) and by calorimeters measuring the number of neutral spectator nucleons, described below. More detail on these subsystems may be found in Ref. [1].

To study nucleon-nucleus collisions, two calorimeters were added to the PHOBOS experiment prior to the 2003 $d + \text{Au}$ physics run at RHIC. These detectors extend the measurement of forwardgoing nuclear fragments. Complementing the pre-existing zero-degree calorimeters (“ZDCs”) that collect energy from spectator neutrons [20], the proton calorimeter (“PCAL”) detectors measure energy from free spectator protons. Each PCAL detector is assembled from lead-scintillator bricks originally constructed for the E864 experiment [21] at the BNL Alternating Gradient Synchrotron. The bricks are 117 cm in length with a 10×10 -cm cross section facing the interaction point. Each brick has an array of 47×47 scintillating fibers running along its entire length. All of the fibers from a single detector element are read out by a Phillips XP 2262B phototube at the back.

The PCAL detector on the Au-exit side of the collision (see plan view in Fig. 1) consists of an array 8 bricks wide by 10 bricks high. The d-exit-side PCAL (not shown in the figure) is a small 2×2 array. As mentioned above, the former is used for centrality determination while the latter is used, along with the ZDC, for tagging $n + \text{Au}$ and $p + \text{Au}$ interactions. Both calorimeters are centered at the beam height and the smaller calorimeter is mounted with its elements at the same location transverse to the beam as the two closest elements shown in Fig. 1.

Because of their higher charge to mass ratio (compared to the deuteron and Au nuclei, as well as nuclear fragments), spectator protons emerging from either side of the interaction are bent out of the beam pipe and into a PCAL detector by the RHIC DX magnets. The primary purpose of these DX magnets is to direct the deuteron and gold ion beams into and out of the interaction region.

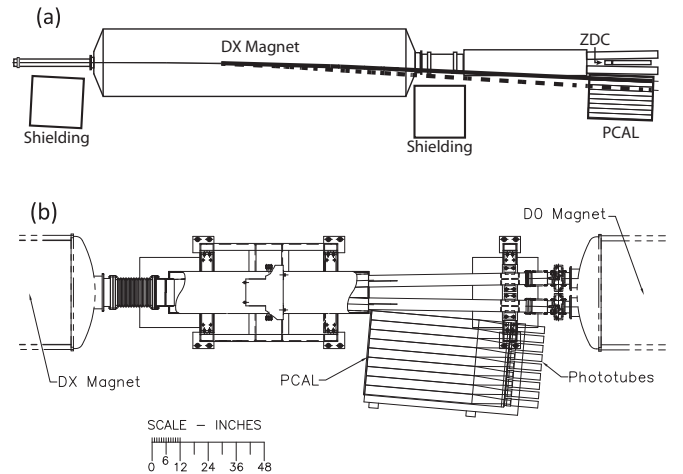


FIG. 1. (a) Schematic overview of the PHOBOS Au-PCAL, also showing the shielding and ZDC. The solid (dashed) lines show the approximate trajectories followed by spectator protons from the Au nucleus with momenta of 100 (50) GeV/c as they are bent by the DX magnet into the calorimeter. (b) Detailed expanded view of the PCAL region (right half of the upper figure), including the DX and D0 accelerator magnets. The scale shown applies only to this detailed view. The shielding and ZDC detector are not shown in the bottom image.

The larger Au-PCAL covers a pseudorapidity region $-3.6 < \eta < -5.2$ and therefore could be struck by produced particles in addition to the spectator protons it was designed to detect. To prevent this, two shields consisting of 44-cm-thick concrete blocks were installed between the calorimeter and the interaction region.

The energy coming from Au-side spectator protons (E_{PCAL}) is calculated using bricks in the Au-PCAL which are located in the two rows at beam height, as well as the outer four columns away from the beam. The two rows at beam height are found to contain a majority of the hadronic shower energy in simulations of single nucleons having momenta comparable to nuclear thermal and fragmentation emission. The columns away from the beam supplement the shower containment. The remaining bricks, in columns near the beam but above and below beam height, are not included in E_{PCAL} . This reduces contamination from particles emitted in the neutron-induced hadronic showers which escape the ZDC.

The Au-PCAL modules have been calibrated relative to each other using energy deposited by cosmic rays. Fast scintillator detectors are installed above and below the Au-PCAL detector to serve as cosmic ray triggers during dedicated calibration data taking. Modules in the d-PCAL have been calibrated relative to each other by minimizing the width of the single-proton peak in the d-PCAL energy distribution.

III. COLLISION RECONSTRUCTION

A. Collision selection

Deuteron-gold interactions are identified using a set of selection criteria designed to minimize background (i.e., beam-gas interactions) and enhance the sample of collisions which

could produce particles inside the spectrometer acceptance. First, at least one hit is required in both of the 16-scintillator arrays (see Ref. [1] for more details on this and other detector elements) which cover a pseudorapidity range of $3 < |\eta| < 4.5$. Then, the longitudinal collision vertex, as determined by a single-layer silicon detector covering the beam pipe in the range, is required to be within 10 cm of the nominal interaction point. Further, this vertex is required to be in reasonable agreement (within 25 cm) with that found by the simple timing difference of two sets of fast Cherenkov counters, located at $-4.9 < \eta < -4.4$ and $3.6 < \eta < 4.1$ ($\eta > 0$ being in the deuteron direction). Finally, events that appeared to have signals from either a previous or following collision are removed. If two events occur within $5 \mu\text{s}$, the later event is rejected as containing pileup signals in the silicon. If two events occur within 500 ns, as determined using the fast trigger detectors, then both are rejected as pileup.

B. Centrality determination

Two experimental observables have been used as centrality measures by the analysis presented in this paper. The first variable, “ E_{ring} ”, is a measure of the total energy recorded in “rings,” end-cap silicon detectors. The rings have nearly 2π coverage in azimuth and cover η ranges of $-5.4 < \eta < -3.0$ and $3.0 < \eta < 5.4$. The second variable, E_{PCAL} , is described in Sec. II and measures the energy of Au protons that do not participate in inelastic collisions with the deuteron. Thus, E_{PCAL} measures protons near beam rapidity, $y = 5.36$.

The distribution of each of these variables in the $d + \text{Au}$ data can be used to determine the fractional cross-section centrality bins. Details on this procedure may be found in Refs. [22,23]. The extraction of average values of collision parameters, such as the number of participant nucleons (N_{part}), as well as the determination of the centrality-dependent efficiency of the collision event selection requires a set of simulations. Models of $d + \text{Au}$ collisions from both the HIJING [24] and AMPT [25] packages have been studied. The detector simulation has been performed using the GEANT package [26]. In addition to N_{part} , other centrality parameters have been studied using these simulations, including $N_{\text{part}}^{\text{Au}}$ and N_{part}^d , the number of participants in the gold and deuteron, respectively, N_{coll} , the number of nucleon-nucleon collisions in the interaction, and ν , the average number of collisions per deuteron participant.

The efficiency of the collision selection can be determined from the simulations as a function of the chosen centrality variable. This is done by counting the fraction of simulated events that pass the event selection as a function of centrality. Because the event selection contains a vertex cut, the fraction is calculated as the number of events passing the event selection divided by the number of events having a true interaction vertex within 10 cm of the nominal interaction point. The efficiency as a function of the E_{ring} centrality variable, obtained using AMPT simulations, is shown in Fig. 2. Note that the efficiency does not approach unity, even for central events, owing to the small acceptance of the detectors that determine the collision vertex as part of the trigger.

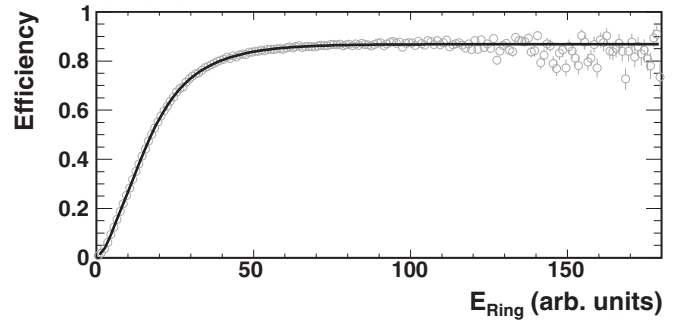


FIG. 2. The event selection efficiency as a function of the E_{ring} centrality variable. Gray points show the fraction of events simulated using AMPT that pass the event selection (see text for details). The black line represents a smooth fit to the points.

This efficiency is used to unbiased the centrality variable distribution measured in the data. The unbiased distribution is then divided into fractional cross-section bins, using the method described in Ref. [27].

The efficiency function presented in Fig. 2 is also used to correct, on an event-by-event basis, the measurements of the charged-hadron spectra presented in this article. This accounts for the variation of the selection efficiency within a centrality bin, whereas the application of the average efficiency in a centrality bin would not.

For both the HIJING and the AMPT collision generators, a Glauber model has been used to determine the average values of centrality parameters, such as N_{part} , which cannot be measured directly. A Hulthén wave function [28] has been used to model the deuteron profile, while the gold nucleus density has been modeled using a Woods-Saxon distribution. The value of the inelastic nucleon-nucleon cross section used in the Glauber model is 41 mb. The average value of the chosen centrality parameter can then be determined for each fractional cross section bin; for details on this procedure, see Ref. [29].

The systematic uncertainties of the various (unbiased) centrality parameters, such as N_{part} , have been studied. The dependence on simulations has been quantified by varying the centrality efficiency, for example, that shown in Fig. 2 for E_{ring} centrality bins. The amount by which the efficiency can vary is estimated by dividing the simulated events into vertex bins. The dependence on the deuteron wave function has been studied by using both a Hulthén wave function, as well as a Woods-Saxon distribution. The uncertainty of the centrality parameters resulting from the choice of collision simulation model has been studied by comparing to simple Glauber MCs. Uncertainties in using the efficiency function to unbiased the centrality parameters have been accounted for by smearing the centrality measure (i.e., E_{ring}) prior to applying the efficiency correction. Finally, the centrality parameters coming from different collision simulation packages are compared.

The centrality parameters determined from E_{ring} centrality bins are presented in Table I. The values for $p + \text{Au}$ and $n + \text{Au}$ tagged events, described in Sec. III D, are also shown. The systematic uncertainties of $\langle N_{\text{part}} \rangle$ and $\langle N_{\text{coll}} \rangle$ are typically slightly different, with that for $\langle N_{\text{coll}} \rangle$ usually larger. The table lists the larger of the two uncertainties.

TABLE I. Centrality parameters determined using E_{ring} and E_{PCAL} based centrality bins and AMPT collision simulations. Centrality bins represent the fraction of the total $d + \text{Au}$ cross section, even for the $p + \text{Au}$ and $n + \text{Au}$ collision systems (see Sec. III E). Values in parentheses are the RMS of their respective parameters. For the E_{PCAL} bins, the weighted E_{ring} method has been used (see Sec. III C). $\langle b \rangle$ is the average impact parameter, $\langle N_{\text{part}} \rangle$ is the average number of participant nucleons, $\langle N_{\text{coll}} \rangle$ is the average number of collisions, and $\langle \nu \rangle$ is the average number of collisions per deuteron participant. The last row lists systematic uncertainties in $\langle N_{\text{part}} \rangle$ and $\langle N_{\text{coll}} \rangle$. See text for discussion.

Parameter	System(s)	E_{ring} bins				E_{PCAL} (from E_{ring}) bins			
		0%–20%	20%–40%	40%–70%	70%–100%	0%–20%	20%–40%	40%–70%	70%–100%
$\langle b \rangle$ (fm)	$d + \text{Au}$	3.3(1.4)	4.7(1.5)	6.3(1.4)	7.6(1.3)	4.1(1.8)	4.9(2.0)	6.0(1.9)	7.3(1.6)
	$p + \text{Au}, n + \text{Au}$	6.1(1.4)	6.4(1.3)	7.2(1.3)	8.0(1.3)	6.9(1.4)	7.2(1.4)	7.6(1.4)	7.9(1.3)
$\langle N_{\text{part}} \rangle$	$d + \text{Au}$	15.4(3.8)	10.6(2.9)	6.3(2.4)	3.1(1.3)	12.8(4.9)	10.4(4.9)	7.4(4.3)	4.1(2.5)
	$p + \text{Au}, n + \text{Au}$	9.4(3.4)	7.7(2.5)	4.7(1.9)	2.7(1.0)	5.8(3.0)	4.8(2.6)	3.9(2.1)	3.0(1.4)
$\langle N_{\text{coll}} \rangle$	$d + \text{Au}$	14.5(4.2)	9.4(3.3)	5.0(2.5)	2.0(1.2)	11.8(5.2)	9.3(5.2)	6.1(4.5)	3.0(2.5)
	$p + \text{Au}, n + \text{Au}$	8.4(3.4)	6.7(2.5)	3.7(1.9)	1.7(1.0)	4.8(3.0)	3.8(2.6)	2.9(2.1)	2.0(1.4)
$\langle \nu \rangle$	$d + \text{Au}$	7.6(2.1)	5.2(1.8)	3.3(1.5)	1.7(0.9)	6.3(2.6)	5.2(2.5)	3.7(2.3)	2.2(1.4)
	$p + \text{Au}, n + \text{Au}$	8.4(3.4)	6.7(2.5)	3.7(1.9)	1.7(1.0)	4.8(3.0)	3.8(2.6)	2.9(2.1)	2.0(1.4)
Systematic error	$d + \text{Au}$	7.5%	10%	15%	30%	15%	15%	20%	30%
	$p + \text{Au}, n + \text{Au}$	10%	12%	17%	31%	31%	31%	31%	31%

C. Proton calorimeter centrality determination

The Au-PCAL detector facilitates the determination of the centrality of $d + \text{Au}$ collisions using a variable, E_{PCAL} , which is independent of the measured multiplicity. As has been shown previously [22,23], multiplicity measurements in a particular region of pseudorapidity may be biased if the centrality of collisions is determined using (multiplicity based) observables in a similar pseudorapidity region. The E_{ring} observable is measured at high pseudorapidity, allowing measurements at midrapidity to be minimally biased by such autocorrelations. Centrality derived from the number of spectator nucleons should be free of such biases. A measurement of the charged hadron spectral shape in centrality bins from both E_{ring} and E_{PCAL} is presented in Sec. VI.

Centrality bins could, in principle, be derived from E_{PCAL} signals using the same procedure as for the other observables. However, the breakup of the gold nucleus is not modeled by either the MC event generators, HIJING and AMPT, or the GEANT detector simulation. As a result, an alternative procedure has been developed that exploits the monotonic correlation in the $d + \text{Au}$ data between the E_{PCAL} signal and the signal of another (well-modeled) detector, E_{ring} . This correlation is shown in Fig. 3.

The method for deriving event selection efficiency for a given value of E_{PCAL} uses the known efficiency of E_{ring} . Using each event in the data, two distributions of E_{PCAL} are generated: one simply counting events and one counting events but weighted by the inverse of the known efficiency of the correlated observable, $1/\epsilon_{E_{\text{ring}}}$. The efficiency as a function of E_{PCAL} is determined from the ratio of the simple-count distribution divided by that using weighted counts. This efficiency is used in the standard procedure to evaluate E_{PCAL} cutoff values for the centrality bins. Figures 4 and 5 show the event selection efficiency as a function of E_{PCAL} and the resulting E_{PCAL} centrality bins, respectively, obtained by using E_{ring} .

Two different procedures have been developed to estimate the average number of nucleons participating in the

inelastic collision, N_{part} , for a given E_{PCAL} centrality bin. Both procedures exploit the correlation of E_{PCAL} with E_{ring} and then of E_{ring} with N_{part} . The same procedures are used to estimate other collision parameters as well, such as the number of nucleon-nucleon collisions, N_{coll} , or the impact parameter, b .

The simpler approach involves fitting the mean N_{part} in small bins of E_{ring} , as shown in Fig. 6. The fit is used to estimate the average value of N_{part} given the value of E_{ring} in an event. These values are then used to obtain N_{part} distributions for each E_{PCAL} centrality bin.

The second approach begins by dividing the E_{ring} distribution for events in a given E_{PCAL} centrality bin by the distribution for all events to determine the probability of any particular value of E_{ring} in that bin. Then, for each centrality bin, all MC events are weighted according to the appropriate probability for their value of E_{ring} and the distribution of N_{part} is determined with these weights applied.

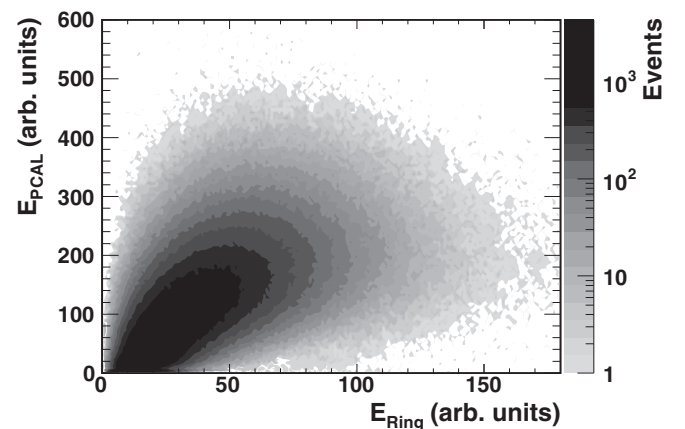


FIG. 3. The correlation between E_{PCAL} and E_{ring} used to obtain E_{PCAL} centrality bins.

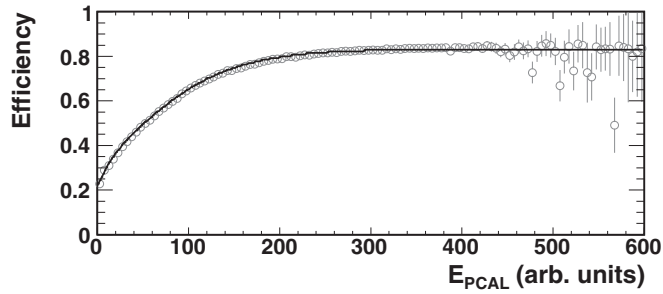


FIG. 4. The event selection efficiency as a function of the E_{PCAL} centrality variable. Points represent the ratio between the number of events in an E_{PCAL} bin and the number of events expected for a perfectly efficient detector, obtained using the E_{ring} efficiency function (see text for details). The black line is a smooth fit to the points.

The results of the two techniques are compared for the most central E_{PCAL} bin in Fig. 7. In the first procedure (open histogram), the spread of N_{part} in the resulting distribution depends only on the width of the correlation of E_{PCAL} and E_{ring} , while in the second (gray histogram) it is also affected by the correlation of E_{ring} and N_{part} . The latter is almost certainly an overestimate of the width of N_{part} in a given centrality bin, while the former may underestimate the spread. However, in the analysis of spectra and yields, this difference in width is only significant to the degree that it affects the mean value. The differences of the means found using the two techniques are included in the systematic uncertainty estimate for the values of N_{part} . Analogous systematic uncertainties are determined for the other centrality parameters, such as N_{coll} or b . The weighting and fit procedures differ by about 5% in central $d + Au$ and about 25% in peripheral $p + Au$.

The systematic uncertainty inherent in the procedure used to determine centrality from the E_{PCAL} variable has been studied. This has been done by applying the indirect procedure described above for E_{PCAL} to well-modeled detectors at midrapidity, for which the direct procedure described in

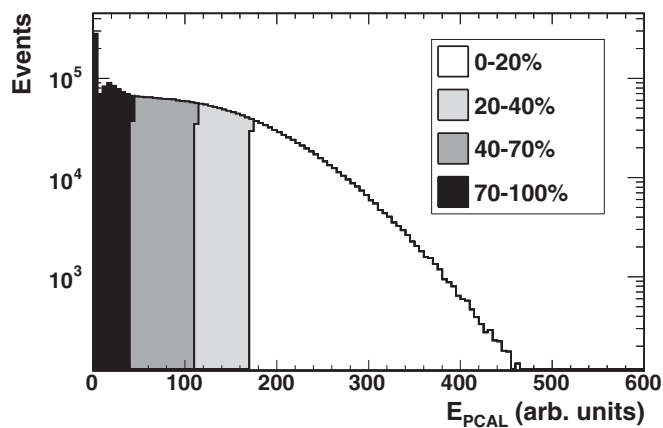


FIG. 5. The centrality bins obtained using the known E_{ring} efficiency. Each slice of the histogram shows the distribution of E_{PCAL} within the specified fractional cross-section bin. The kinks in the shaded histograms arise from the edge of a fractional cross section bin falling inside a histogram bin.

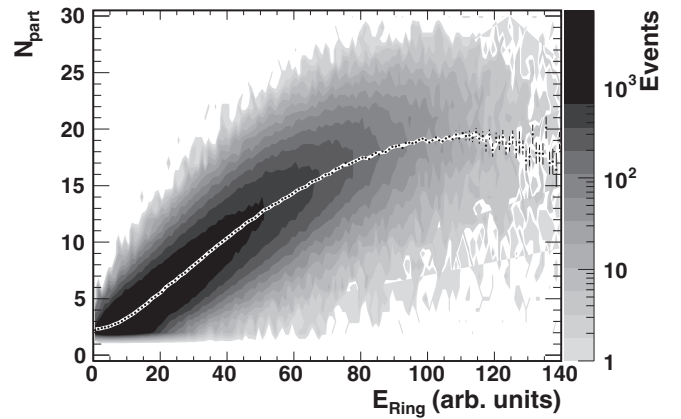


FIG. 6. N_{part} dependence on E_{ring} in the MC. The white line shows the fit to the mean N_{part} in each E_{ring} bin.

Sec. III B can also be used. Discrepancies between centrality parameters obtained via the direct and indirect methods are used to quantify the systematic uncertainties on this procedure. This uncertainty is in addition to those described in Sec. III B.

The centrality parameters found in the E_{PCAL} centrality bins are presented in Table I. The parameters have been determined using the weighting method. The table also lists the values for $p + Au$ and $n + Au$ tagged events, which are described in Sec. III D.

D. Deuteron-nucleon tagging

The low binding energy of the deuteron nucleus (1.11 MeV per nucleon) facilitates the analysis presented in this paper. Because the deuteron is so weakly bound, it is possible for the nucleons to be relatively far apart at the moment the deuteron collides with the gold nucleus. This can result in only one nucleon of the deuteron participating in the (inelastic hadronic) collision. Furthermore, the binding energy is so small compared to the beam energy that the remaining spectator nucleon can emerge from the collision almost completely unperturbed. Thus, such a collision can be treated

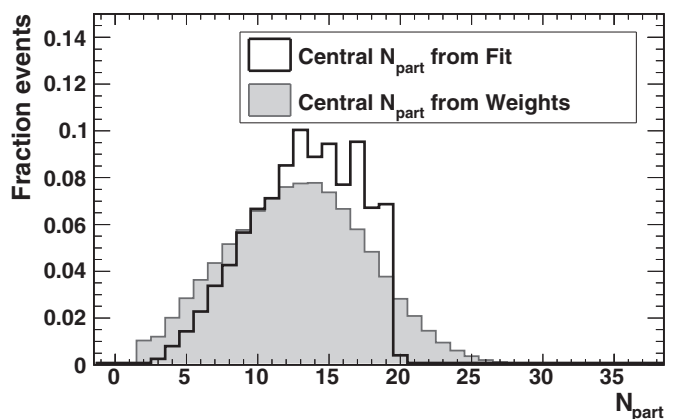


FIG. 7. The N_{part} distribution in the 0%–20% central E_{PCAL} bin found using the N_{part} vs E_{ring} fit method (open histogram) compared to that from the weighting method (gray histogram). Each distribution is (independently) normalized.

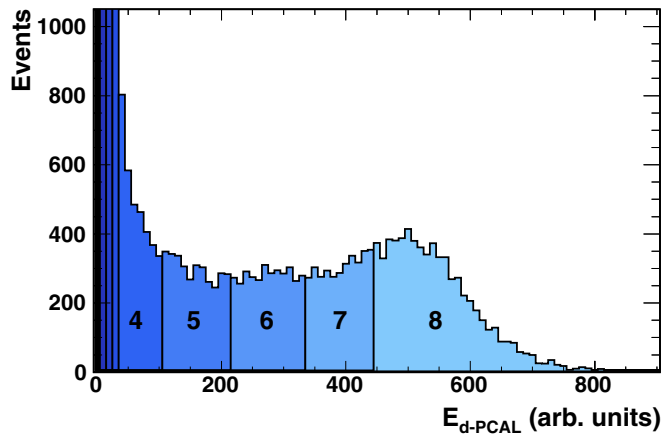


FIG. 8. (Color online) Regions used to study the characteristics of events with different total charge deposited in the d-PCAL. Region 0 is the black colored bin located at the lowest detected E_{d-PCAL} signal.

as an effective collision between a single nucleon and a gold nucleus.

Although the size of a deuteron is relatively large, the proton-neutron separation is typically not larger than the size of the Au target. As a result, the nucleon-gold collisions that form a subset of the deuteron-gold data are not equivalent to minimum bias nucleon-gold data. Rather, they are biased towards more peripheral interactions. Further investigations of this bias and the techniques used to address it in the present analysis are discussed below.

The subset of $d + Au$ collisions matching $p + Au$ and $n + Au$ interactions have been identified through the observation of the spectator nucleon of the deuteron. The deuteron spectators are measured in PHOBOS using both the PCAL and ZDC detectors on the deuteron-exit side of the collision. Qualitatively, a collision in which the d-PCAL registered a spectator and the d-ZDC did not is labeled an $n + Au$ interaction (and vice versa for $p + Au$ interactions).

The observation of a spectator by one of the detectors is established from the amount of energy deposited in that calorimeter. Because the response of these calorimeters has not been simulated in the PHOBOS $d + Au$ MC, the efficiency and purity of the chosen signal cuts cannot be studied directly. Instead, the effect of the cuts on an independent centrality measure (E_{ring}) has been explored. This alternative method is motivated by the expectation that tagging nucleon-nucleus collisions should produce a data set that is biased toward interactions with larger impact parameters than the full $d + Au$ data set.

The distribution of energy deposited in the d-PCAL, E_{d-PCAL} , is shown in Fig. 8 which has been divided into an arbitrary set of regions numbered 0–8. While regions 7 and 8 show evidence of a proton peak, events from all regions with nonzero energy deposition (regions 1–8) show similar centrality characteristics, as discussed below. Only events in region 0 show a bias toward more central collisions and are therefore assumed to completely lack a proton spectator.

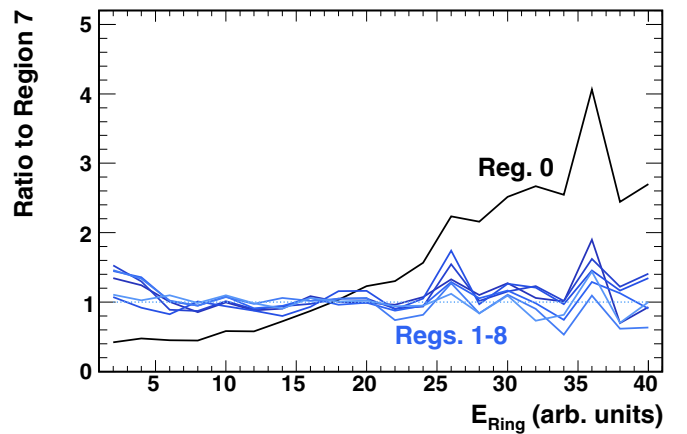


FIG. 9. (Color online) The ratio of the E_{ring} distribution for events in each region of Fig. 8 to that of region 7, which is partially under the proton peak. The color of the lines follows the same scheme as used in Fig. 8. Region 0, in which no energy is deposited into the d-PCAL, shows a bias toward higher values of E_{ring} , which is associated with more central collisions.

The presence or absence of a centrality bias in the regions displayed in Fig. 8 is seen in Fig. 9, which shows the variation in the shape of the E_{ring} distribution for events depositing different amounts of charge in the d-PCAL. Each line represents the ratio between a particular region of Fig. 8 and region 7. Collisions that deposit no energy into the d-PCAL show a striking bias towards more central (higher E_{ring}) interactions. Collisions in regions 1–8 all show similar E_{ring} distributions. This suggests that even small values of E_{d-PCAL} are attributable to a proton spectator from the deuteron.

Furthermore, the observation that the shape of the E_{ring} distribution is the same for all collisions which deposit energy in the d-PCAL supports the idea that these collisions are all of the same type, namely $n + Au$. As expected, the centrality of $d + Au$ and tagged $n + Au$ collisions differ, but the centrality of $n + Au$ does not depend on the amount of energy that the spectator *proton* deposits in the calorimeter.

A similar procedure has been followed to determine the range of energy deposited in the d-ZDC that corresponds to a neutron spectator. The final regions in which $n + Au$ and $p + Au$ interactions are identified is shown in Fig. 10. The minimum value of energy deposition in the d-PCAL is well above region 0, but ensures a very clean $n + Au$ sample.

E. Centrality of nucleon-nucleus collisions

The centrality of the tagged $p + Au$ and $n + Au$ collision data sets are quantified (by parameters such as N_{coll}) within the fractional cross-section bins determined for $d + Au$. This is necessary because the forward calorimeters are not included in the simulations of the detector response, which precludes an event-tagging procedure based on the simulated energy deposition of those detectors.

Within a $d + Au$ fractional cross-section bin in the MC, the centrality parameters of tagged events, such as N_{part} in $p + Au$ collisions, are obtained using the true subset of simulated $d + Au$ events identified as $p + Au$ or $n + Au$. These subsets are

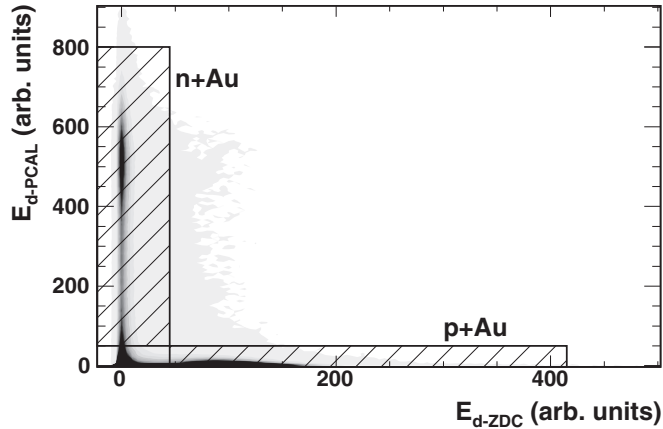


FIG. 10. The $E_{d\text{-PCAL}}$ signal versus the $E_{d\text{-ZDC}}$ signal. The boxes (at high $E_{d\text{-PCAL}}$, low $E_{d\text{-ZDC}}$, and vice versa) show the regions in which collisions can be identified as $p + \text{Au}$ or $n + \text{Au}$. Note that the quadrant near (0,0) is not used to identify pure $d + \text{Au}$ collisions, because it also contains nucleon-nucleus collisions (as the calorimeters are not perfectly efficient).

identified by the presence of a neutron or proton, respectively, emerging from the collision with a longitudinal momentum of 100 GeV/c.

The use of a tagging procedure based on true simulated momenta is valid under the assumption that the event-tagging procedure used in data has an efficiency that does not depend on the centrality of the collision. That is, the average value of N_{coll} in $p + \text{Au}$ is the same whether the tagging efficiency is 80% or 100%, as long as the tagging procedure does not alter the shape of the N_{coll} distribution (but merely scales its normalization).

The validity of this assumption rests on three reasonable conjectures. First is that it is not possible for a nucleon to both interact inelastically and to still deposit a measurable amount of energy into a forward calorimeter. Note that the Au-PCAL acceptance covers only protons having no transverse momentum and a longitudinal momentum $|p_z| \gtrsim 20$ GeV/c and that the smaller d-PCAL will observe only protons with even higher momenta. Second is that if a spectator nucleon is present, it will be detected by a forward calorimeter with an efficiency that is independent of the collision centrality. Third is that the forward calorimeter on the deuteron side detects only deuteron spectators and not produced particles.

These conjectures imply that the tagging efficiency is independent of the centrality of the $d + \text{Au}$ collisions. This allows nucleon-nucleus collisions to be extracted from the $d + \text{Au}$ (AMPT) simulations, analogous to the tagging procedure used for data. Simulated nucleons emerging from the interaction at the nucleon beam energy are taken to be spectators. The centrality parameters extracted using this method are presented in Table I.

The $p + \text{Au}$ and $n + \text{Au}$ events from the simulations have been used to obtain a rough estimate of the tagging efficiencies. Taking the ratio of $p + \text{Au}$ ($n + \text{Au}$) to $d + \text{Au}$ collisions that passed the event selection in the simulation gives the fraction of $p + \text{Au}$ ($n + \text{Au}$) events in the $d + \text{Au}$ sample that would be

tagged with a perfectly efficient detector. Dividing the actual ratio of tagged $p + \text{Au}$ ($n + \text{Au}$) to $d + \text{Au}$ events found in the data by the fraction expected from simulation gives an estimate of the efficiency. It is found that $\sim 63\%$ of $p + \text{Au}$ interactions and $\sim 46\%$ of $n + \text{Au}$ interactions are tagged using the procedure described above. The lower $n + \text{Au}$ efficiency may be at least partly attributable to the relatively large minimum d-PCAL energy required in the tagging procedure (see Sec. III D).

IV. HADRON SPECTRA EXTRACTION

The transverse momentum spectra of charged hadrons have been extracted from tracks reconstructed using hits in the 16 layers of silicon detectors that make up the two-arm magnetic spectrometer. Hit position information is obtained both inside and outside the 2-T magnetic field. Details of the vertex determination and particle tracking, as used in previous PHOBOS $d + \text{Au}$ hadron spectra analyses, have been described in Refs. [6,16]. However, the current studies make use of an expanded set of data and an updated reconstruction procedure. Because the $d + \text{Au}$ collision trigger (described in Sec. III A) does not include a high- p_T particle trigger, as employed in Ref. [6], a less-biased data sample has been used in the present analysis. To improve the efficiency of the particle reconstruction, the final minimization step of the tracking has been performed multiple times for each track. This helps prevent the reconstruction from falling into a local minimum, which reduces the number of both poor-quality track fits and ghost tracks.

In an effort to more accurately apply acceptance and efficiency corrections, several changes have been made to the procedure used to extract the hadron momentum spectra described in Ref. [6]. First, the geometrical acceptance and tracking efficiency correction have been applied separately for each of the two spectrometer arms. To account for acceptance effects as accurately as possible, the correction factors as a function of p_T have been applied as interpolated spline functions of the track-embedding results (described in Ref. [16]), rather than as smooth analytic functions. Further, the minimum p_T of acceptable tracks has been lowered to correspond to the p_T value at which the acceptance and efficiency corrections are roughly 30% of their maximal value. This leads to a minimum p_T value of 0.3 to 0.4 GeV/c, depending on the longitudinal collision vertex position, for hadrons bending towards higher η (out of the PHOBOS spectrometer acceptance) and a minimum p_T of about 0.1 GeV/c for hadrons bending towards negative η . Corrections for dead and hot channels in the spectrometer have also been applied independently for each spectrometer arm, to account for discrepancies on the level of 1% in the hot and dead channel fraction of the two arms. The number of ghost and secondary tracks passing the reconstruction cuts are corrected for as a function of p_T . Owing to improvements in the reconstruction software since the publication of Ref. [6], these corrections are on the order of 1%. Finally, corrections have been applied for the momentum resolution of the tracking and the variable bin sizes of the spectra. These corrections are determined using a dedicated simulation of single particles

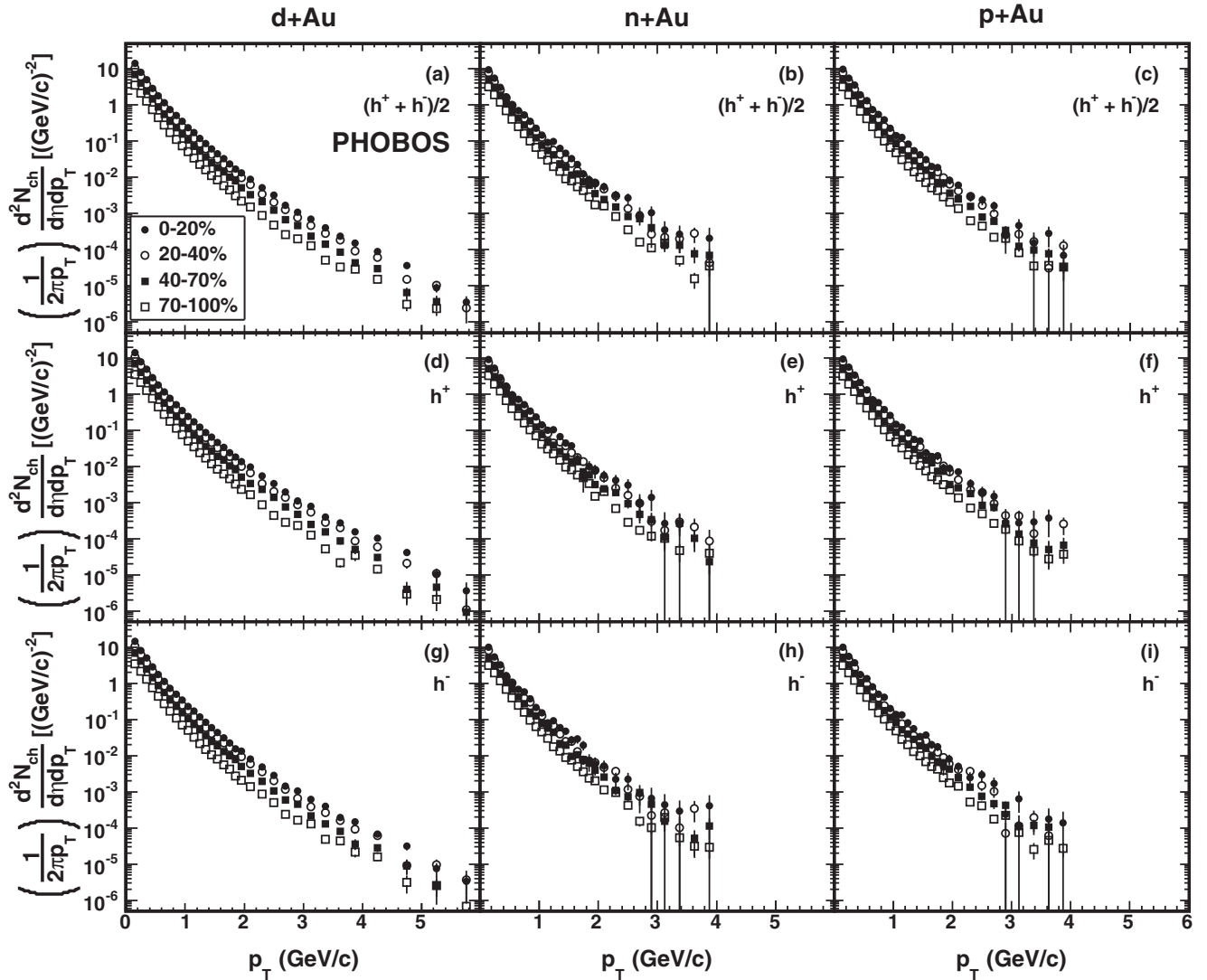


FIG. 11. The invariant yield of $(h^+ + h^-)/2$, h^+ , and h^- in four centrality bins determined for $d + Au$ using the E_{ring} centrality variable. The spectra for $d + Au$, $n + Au$, and $p + Au$ are shown in separate columns. Owing to the use of identical E_{ring} cuts in all cases, the different data sets do not correspond to the listed fraction of the total inelastic cross section for nucleon-gold interactions. See text for details. Only statistical errors are shown. The spectra are obtained using particles that have a pseudorapidity $0.2 < \eta < 1.4$.

through each spectrometer arm to determine the distribution of reconstructed transverse momentum in each (true) p_T bin.

The efficiency of the event selection described in Sec. III A depends on centrality, particularly for peripheral events. Spectra uncorrected for this effect would correspond to an ensemble of events with a biased (higher) number of participants, rather than to a minimum bias selection using the same centrality binning. Instead, the efficiency determined as a function of centrality (see Fig. 2) is used to correct the spectra.

The spectra of charged hadrons for $d + Au$, $n + Au$, and $p + Au$ collisions are presented in Fig. 11 in four bins of $d + Au$ centrality, as determined by the E_{ring} variable. For $n + Au$ and $p + Au$, the same E_{ring} cuts were used as for $d + Au$. Therefore, these do not correspond to bins of the listed fractional cross section for nucleon-gold interactions. Note that the difference in the p_T range between $d + Au$ and the nucleon-nucleus spectra is simply attributable to fewer

$p + Au$ and $n + Au$ collisions being collected compared to that seen with $d + Au$.

Systematic uncertainties on the measured charged-hadron spectra have been quantified using the data. The largest correction, the acceptance and efficiency of the tracking, is the source of the largest systematic error (about 8% at $p_T = 2$ GeV/c). This error has been estimated by comparing the yield in different subsets of the data for which the particle spectrum is expected to be the same. For example, the charged-hadron yield of data taken with the spectrometer magnet in the positive polarity is compared to that of data taken with the magnet in the negative polarity. Similarly, yields measured separately in each spectrometer arm have been compared to derive uncertainties arising from the dead and hot channel correction. With these corrections applied separately to each arm, the systematic uncertainty on this effect is reduced to $\lesssim 3\%$ from $\sim 10\%$ in the previous analysis [6].

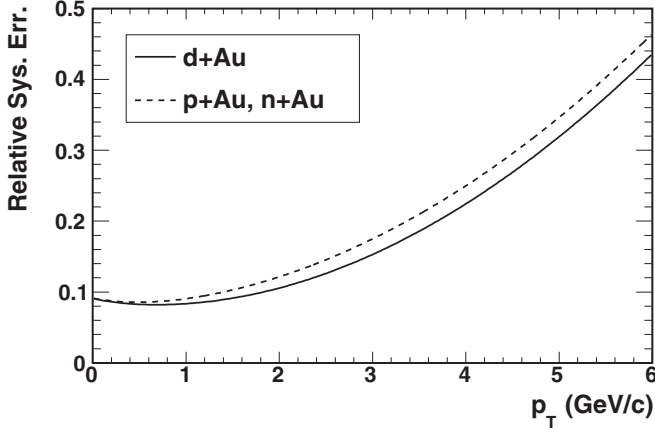


FIG. 12. Contributions to the relative systematic uncertainty associated with uncertainty in the hadron spectra corrections.

For corrections in which such studies are not possible, the uncertainties are taken to be of the same order as the corrections themselves. At $p_T = 2$ GeV/c, this gives a ghost track uncertainty of 1%, an uncertainty on the effect of secondary tracks of 3%, and an uncertainty on the momentum resolution and momentum binning correction (which are applied together) of about 3.5%.

Uncertainty on the yield of nucleon-nucleus collisions owing to tagging has been estimated. This is done by varying the E_{d-PCAL} and E_{d-ZDC} cuts used to tag events, which is expected to impact the number of interactions in the data set, but not the yield of those interactions. The total systematic uncertainties for the charged hadron spectra are shown in Fig. 12.

The charged-hadron spectra are used to derive the multiplicity near midrapidity for $d + Au$, $p + Au$, and $n + Au$. Spectra are modeled with the following functional form:

$$\left(\frac{1}{2\pi p_T}\right) \frac{d^2 N_{ch}}{dp_T d\eta} = A \left(1 + \frac{p_T}{p_0}\right)^{-n} + B \exp\left(\frac{-\sqrt{p_T^2 + m_\pi^2}}{T}\right). \quad (1)$$

In the actual fit, parameter A in Eq. (1) is replaced with its value in terms of the analytically integrated yield $dN_{ch}/d\eta$ and the other four parameters,

$$A = \frac{(n-1)(n-2)}{2\pi p_0^2} [(dN_{ch}/d\eta) - 2\pi BT(m_\pi + T)e^{-m_\pi/T}]. \quad (2)$$

This allows both the value of $dN_{ch}/d\eta$ and its statistical uncertainty to be obtained directly from the fit. Systematic uncertainties on the multiplicity are obtained by simultaneously shifting each point in the spectra to the limit of its individual systematic error and extracting $dN_{ch}/d\eta$. The resulting systematic uncertainty on the integrated yield is about 9%.

The charged-particle multiplicity near midrapidity, at $\langle\eta\rangle = 0.8$, is shown in Fig. 13 for $d + Au$, $p + Au$, and $n + Au$ as

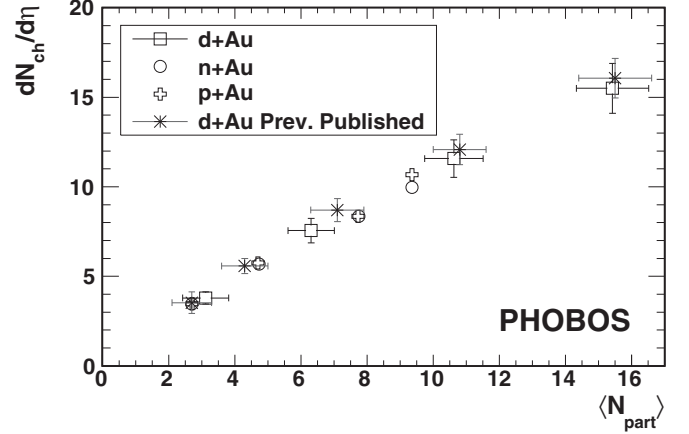


FIG. 13. The measured $dN_{ch}/d\eta$ at $\langle\eta\rangle = 0.8$ in different collision systems obtained using E_{ring} centrality bins. Systematic errors are shown as error bars for the $d + Au$ measurements; statistical errors are negligible. Systematic errors on the nucleon-nucleus measurements are not shown but are of similar order. Asterisk symbols show PHOBOS multiplicities at midrapidity from Refs. [30,31].

a function of N_{part} . The number of participants is determined using E_{ring} centrality bins, because the E_{ring} measurement of particles far from midrapidity has been shown to introduce at most a minimal bias on the measurement [30]. A consistent dependence of the multiplicity on N_{part} is observed across all three collision systems.

V. AN IMPROVED REFERENCE SYSTEM

The yield of hadrons in $d + Au$ collisions has played a vital role in the investigation of particle production in high energy $Au + Au$ collisions. The nuclear modification factor, R_X , of a collision system, X , given by

$$R_X = \frac{d^2 N_X / dp_T d\eta}{\langle N_{coll} \rangle (d^2 N_{pp} / dp_T d\eta)}, \quad (3)$$

where $X = Au + Au$, $d + Au$, etc., has been used to test the scaling of the high- p_T hadron yield with the number of binary nucleon interactions occurring during the collision. The nuclear modification factor of nucleus-nucleus collisions at RHIC has been studied extensively for $Au + Au$ interactions at $\sqrt{s_{NN}} = 39$ GeV [32], 62.4 GeV [32,33], 130 GeV [13–15], and 200 GeV [16,32,34–37], as well as for $Cu + Cu$ interactions at $\sqrt{s_{NN}} = 22.4$ GeV [38], 62.4 GeV [38], and 200 GeV [38–40].

One of the fundamental conclusions drawn from examination of the nuclear modification factor is that the production of high- p_T charged hadrons in central $Au + Au$ collisions at $\sqrt{s_{NN}} = 200$ GeV is highly suppressed with respect to binary collision scaling [16]. However, it cannot be known from the nucleus-nucleus data alone whether the suppression is attributable to initial- [41] or final- [42] state effects. Nucleon-nucleus collisions at the same center-of-mass energy would provide a control experiment capable of distinguishing between the two possibilities, as such collisions should

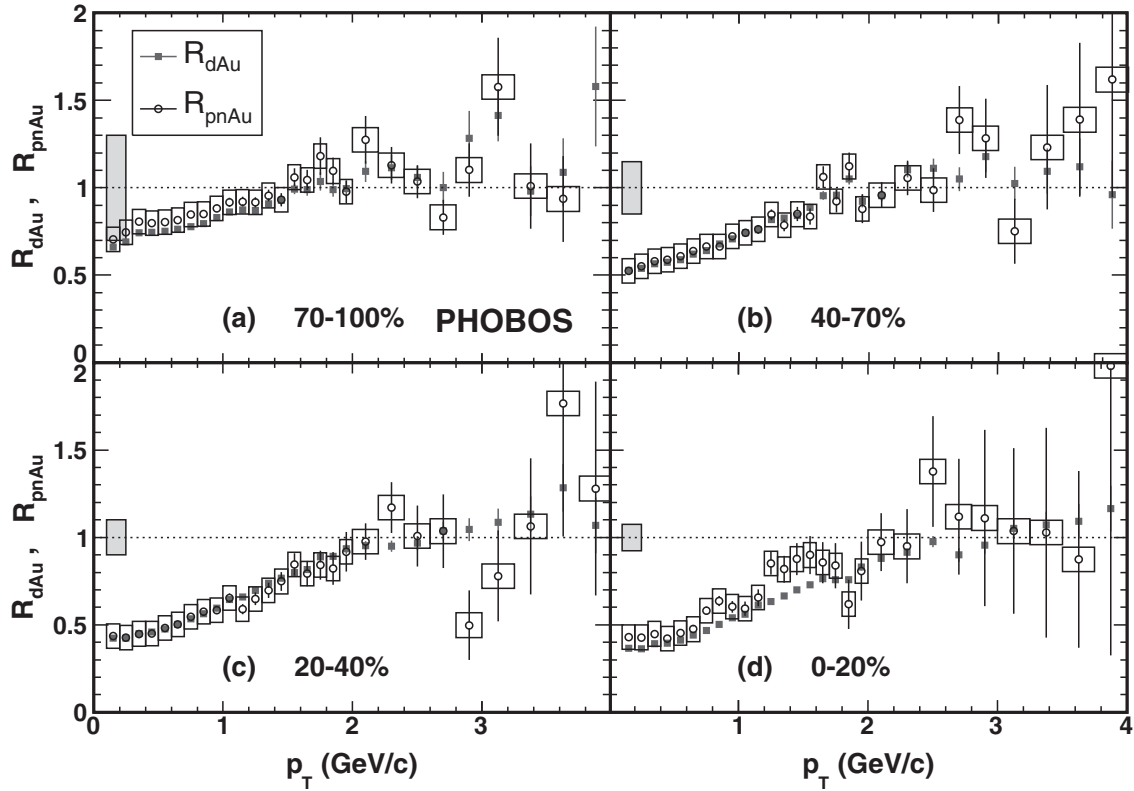


FIG. 14. Comparison of R_{dAu} and R_{pnAu} in each E_{ring} centrality bin. The height of the gray band shows the common scale uncertainty owing to systematic errors on N_{coll} . The boxes around the R_{pnAu} points show the supplemental systematic error on N_{coll} in the nucleon + Au system.

provide a nucleus in the same initial state but should not produce an extended medium in the final state. At RHIC these studies have been performed using $d + Au$ rather than nucleon-nucleus collisions [6,8–10,12,43]. The assumption was made that, owing to the small size and weak binding of the deuteron nucleus, $d + Au$ collisions would provide as good a control experiment for Au + Au interactions as nucleon-nucleus collisions.

This assumption can be tested using tagged $p + Au$ and $n + Au$ collisions to construct an improved reference for Au + Au collisions. Previous studies performed by the NA49 Collaboration [44,45] have suggested that hadron production of nucleus-nucleus collisions may be better understood through careful consideration of the neutron content of the nucleus. Taking into account the fact that a gold nucleus consists of 60% neutrons and 40% protons, an improved nuclear modification factor for comparison to Au + Au can be defined as

$$R_{pnAu} = 0.4 \frac{(dN_{ch}^{pAu}/d\eta)/\langle N_{coll} \rangle^{pAu}}{dN_{ch}^{p\bar{p}}/d\eta} + 0.6 \frac{(dN_{ch}^{nAu}/d\eta)/\langle N_{coll} \rangle^{nAu}}{dN_{ch}^{p\bar{p}}/d\eta}, \quad (4)$$

where $\langle N_{coll} \rangle^{pAu}$ is the average number of collisions in $p + Au$, $\langle N_{coll} \rangle^{nAu}$ is the average number of collisions in $n + Au$,

and $dN_{ch}^{p\bar{p}}/d\eta$ is the yield of the reference nucleon-nucleon system.

The nucleon-nucleon reference comes from the UA1 measurement [46] of the $p + \bar{p}$ inelastic cross section. Note that data for $p + \bar{p}$ is used because data for the preferable $p + p$ system is not available at this energy. As described in Ref. [6], corrections are applied to the UA1 results to account for (a) the conversion from rapidity to pseudorapidity and (b) the difference between the UA1 acceptance ($|\eta| < 2.5$) and the PHOBOS acceptance ($0.2 < \eta < 1.4$). An inelastic $p + \bar{p}$ cross section of 41 mb is used to estimate the yield of $p + \bar{p}$ collisions given the differential cross-section measurements from UA1.

The nuclear modification factor as a function of p_T in the nucleon + Au system, R_{pnAu} , is compared to that of $d + Au$, R_{dAu} , for each centrality bin in Fig. 14. Common systematic errors among the two systems on the determination of N_{coll} affect the overall scale of the ratios, as shown by the height of the gray band. Further systematic errors in the determination of N_{coll} for the tagged nucleon + Au system are shown as boxes around the R_{pnAu} points.

Qualitatively similar results have been found for a narrower window of pseudorapidity by PHENIX [18]. The R_{NAu} presented in that work is a simple average of $p + Au$ and $n + Au$, as opposed to the weighted combination shown in Eq. (4). While the shapes of the modification factors are similar in this work and Ref. [18], the latter appear to be slightly shifted

to larger values, most likely owing to the use of different reference spectra.

No significant difference between R_{pAu} and R_{dAu} is observed. This measurement supports the conclusions drawn from the nuclear modification factor measurements of $d + Au$ collisions [6], namely, that high- p_T hadron production in central Au + Au collisions is significantly suppressed with respect to the expectation of binary collision scaling of $p + \bar{p}$ [16], while the production in $d + Au$ collisions is not. It should be noted that no claim of binary collision scaling in $d + Au$ or nucleon + Au interactions has been made.

It has been observed that the nuclear modification factor in $d + Au$ exhibits a dependence on pseudorapidity [10,43,47]. Thus, the apparent tendency of R_{pAu} and R_{dAu} to take the value of unity at high p_T is likely a consequence of the PHOBOS pseudorapidity acceptance. Further, as discussed in Sec. VI, the hadron production of $d + Au$ collisions is known to be *enhanced* with respect to binary collision scaling in a certain range of transverse momentum. Any statement that $d + Au$ lacks a suppression of high- p_T hadrons is therefore contingent upon the magnitude of this enhancement; see Ref. [48] for a discussion.

Nevertheless, the stark discrepancy observed between nucleon + Au and Au + Au collisions at $\sqrt{s_{NN}} = 200$ GeV demonstrate that final-state effects play a much stronger role in the high- p_T hadron production of central Au + Au collisions than do initial-state effects. While the pseudorapidity dependence of R_{dAu} may provide evidence of some initial modification of the gold nucleus [49,50], it is clear that interactions with some dense, large-volume medium produced only in the nucleus-nucleus system forms the dominant source of high- p_T hadron suppression in Au + Au collisions. The data presented here demonstrate that this conclusion is not biased by the use of deuteron-nucleus rather than nucleon-nucleus interactions as the control experiment for Au + Au.

VI. CENTRALITY DEPENDENCE OF THE SPECTRAL SHAPE

Although no clear evidence for enhancements above unity are seen in the nuclear modification factor shown in Fig. 14, the p_T dependence may be related to the so-called Cronin effect. This effect refers to the larger ratio of hadron production seen at high p_T compared to lower p_T in proton-nucleus collisions [7] relative to $p + p$ collisions scaled by the effective thickness of the nucleus. General aspects of the enhancement of inclusive charged-hadron production (that is, unidentified hadrons) in $p + Au$ collisions can be described by models in which partons undergo multiple scattering at the initial impact of the $p + Au$ collision [48]. However, the observed difference in the strength of enhancement for mesons and baryons [51] is not easily explained by initial-state partonic scattering models. While other theories, such as those based on the recombination model of hadronization [52], may be better suited to describe the enhancement of individual hadron species, the shape of the $d + Au$ p_T spectrum relative to that

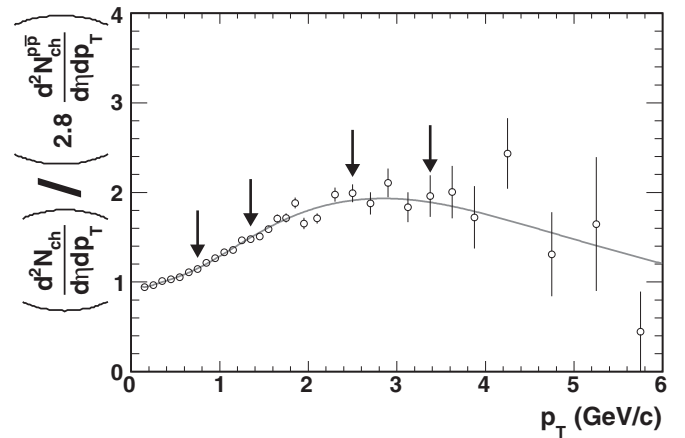


FIG. 15. The ratio of $d^2 N_{ch}/dp_T d\eta$ of $d + Au$ in the 40%–70% E_{ring} centrality bin to that in $p + \bar{p}$, scaled by 2.8 so that the ratio is unity at $p_T = 0.35$ GeV/c. The line is the ratio of fits to the two spectra using Eq. (1). The arrows mark the p_T values at which the centrality dependence of the relative yield is studied (see Fig. 16).

of $p + \bar{p}$ is not a thoroughly understood phenomenon. Of particular importance is the dependence of the spectral shape on the nuclear thickness probed by the projectile (i.e., the deuteron in a $d + Au$ collision) [53].

The centrality dependence of the nuclear modification factor in $d + Au$ and Au + Au collisions at RHIC has been studied extensively [30,54–56]. A particularly convenient method for exploring how the shape of the transverse momentum spectra changes relative to $p + \bar{p}$ has been suggested in Ref. [6]. This method involves studying the centrality dependence of the charged-hadron yield in $d + Au$ collisions relative to $p + p$ at several values of p_T .

The procedure for determining the so-called relative yield is as follows. First, the transverse momentum spectrum in a particular $d + Au$ centrality bin is compared to the spectrum of $p + \bar{p}$. To compare only the shape of the two spectra, they are then normalized such that the spectra match at $p_T = 0.35$ GeV/c. While this specific value of p_T is arbitrary, it has been intentionally chosen to be in a region where soft processes drive particle production. Matching the $d + Au$ spectra to the $p + \bar{p}$ spectra serves to remove any trivial enhancement of hadron production in $d + Au$ that is simply attributable to the larger number of nucleon-nucleon collisions occurring in that system. However, matching in this way does not assume N_{coll} scaling, nor does it have any effect on the relative shape of the spectra.

Next, the ratio of the normalized $d + Au$ spectra and the $p + \bar{p}$ spectra is determined. The value of this ratio at certain transverse momentum values are selected, as shown in Fig. 15. Finally, the centrality dependence of the normalized ratio, the relative yield, at the chosen p_T values is studied.

The relative yield of $d + Au$ collisions to $p + \bar{p}$ is shown in Fig. 16 as a function of $dN_{ch}/d\eta$, for four different values of transverse momentum. It is expected that systematic effects on the relative yield are highly correlated between the spectra

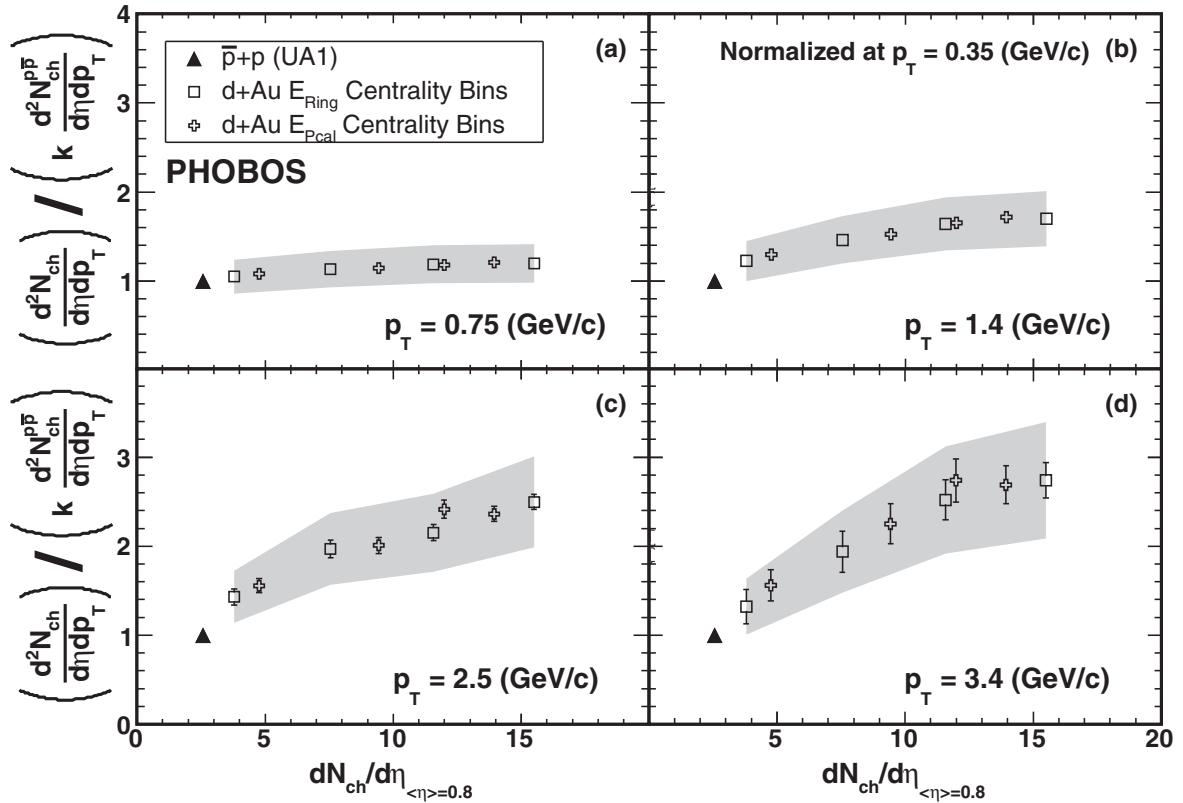


FIG. 16. Open symbols show the average hadron yield of $d + \text{Au}$ collisions relative to $p + \bar{p}$ as a function of $d + \text{Au}$ $dN_{\text{ch}}/d\eta$ near midrapidity, scaled by a factor, k , such that the ratio is unity at $p_T = 0.35$ GeV/c to focus on the evolution of the yield. Statistical errors are represented by bars on the points. The systematic error for the ratio in E_{ring} centrality bins is shown by the gray band. See text for a discussion of the systematic errors. Closed triangles at a relative yield of 1 (representing $p + \bar{p}$ divided by itself) are plotted at the $dN_{\text{ch}}/d\eta$ for $p + \bar{p}$. The dependence of the relative yield on both centrality and p_T is observed to extrapolate smoothly back to $p + \bar{p}$.

measured with different centrality bins. Thus, shifts in the relative yield will tend to move all points together. See Table I for a description of the systematic uncertainties on the centrality variables measured with E_{ring} . With centrality parametrized by the experimentally measured integrated yield, no bias or (Glauber) model dependence is introduced by the choice of centrality variable.

From Fig. 16, it is clear that the difference between the $d + \text{Au}$ and $p + \bar{p}$ spectra depends on both centrality and p_T . If the shape of the two spectra were identical, the relative yield would be constant at unity for all values of p_T and centrality. Instead, the $d + \text{Au}$ spectra show an enhancement over $p + \bar{p}$ that increases with centrality. The strength of this enhancement is observed to increase at higher p_T . It would be interesting to study the relative yield of much higher p_T hadrons, on the order of 10 to 100 GeV/c, to test whether the shape of the $p + \bar{p}$ spectra is recovered in hard scattering processes. However, such particles are produced very rarely and too few are present in the PHOBOS data set to allow such a study.

Nevertheless, the data show a smooth extrapolation of the relative yield of $d + \text{Au}$ collisions to that of $p + \bar{p}$ as the $d + \text{Au}$ collisions become more peripheral. Thus, distortions of the $d + \text{Au}$ spectra caused by nuclear effects

diminish in a smooth way as the amount of nuclear material probed by the deuteron is reduced. The integrated charged-particle yield near $\langle \eta \rangle \approx 0.8$ has been chosen as the centrality measure, because it provides a model-independent variable with which to study the centrality dependence of hadron production in nucleon-nucleus and nucleus-nucleus systems.

VII. CHARGE TRANSPORT

The availability of both $p + \text{Au}$ and $n + \text{Au}$ collision data presents a unique opportunity to study baryon transport in nucleon-nucleus collisions. Because a $p + \text{Au}$ collision contains one more charged hadron than an $n + \text{Au}$ collision, a search for this extra charge near the midrapidity region is possible. Previous measurements [57] of $p + \text{Au}$ collisions at $\sqrt{s_{NN}} = 19.4$ GeV found that the number of net protons ($p - \bar{p}$) per unit of rapidity is less than one in the midrapidity region. In addition, studies have shown a decrease in the midrapidity net proton yield with increasing center-of-mass energy; see Ref. [58] for a discussion. Further, it has been inferred that hadrons traversing nuclear material do not lose more than about two units of rapidity [59]. Thus, it is expected

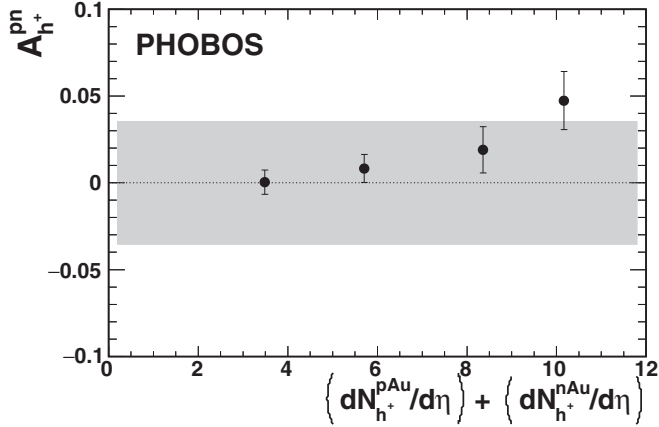


FIG. 17. The asymmetry of positive hadrons between $p + Au$ and $n + Au$ collisions at $\langle \eta \rangle = 0.8$ as a function of centrality. The gray band shows the systematic uncertainty in the overall scale of the ratio.

that any charge asymmetry between hadrons measured at midrapidity in $p + Au$ and $n + Au$ collisions would be small.

Nevertheless, a comparison of charged-hadron production in $p + Au$ and $n + Au$ allows the transport of charge explicitly from the projectile proton to be studied. Assuming that baryons from the gold nucleus undergo transport to midrapidity via the same process in both $p + Au$ and $n + Au$ collisions, any charge transport to midrapidity of protons in the gold nucleus would not lead to an asymmetry.

Simple charge conservation would imply that the *total* number of positive particles emerging from a $p + Au$ collision should be greater (by one) than the number emerging from a $n + Au$ collision. Whether or not this charge asymmetry is present near midrapidity has been studied using the observable $A_{h^\pm}^{pn}$, defined as

$$A_{h^\pm}^{pn} = \frac{(dN_{h^\pm}^{pAu}/d\eta) - (dN_{h^\pm}^{nAu}/d\eta)}{(dN_{h^\pm}^{pAu}/d\eta) + (dN_{h^\pm}^{nAu}/d\eta)}, \quad (5)$$

where $A_{h^+}^{pn}$ denotes the asymmetry between $p + Au$ and $n + Au$ in the yield of positively charged hadrons at $\langle \eta \rangle = 0.8$ and $A_{h^-}^{pn}$ denotes the asymmetry of the yield of negatively charged hadrons between the two systems.

The charge asymmetry defined by Eq. (5) is presented in Fig. 17 for positive hadrons and in Fig. 18 for negative hadrons. The gray band in each figure represents the systematic uncertainty in the asymmetry ratio, propagated from the nucleon-tagging component of the systematic uncertainty on the momentum spectra (see Sec. IV). Only uncertainties specific to reconstructing the nucleon-nucleus p_T spectra contribute to this systematic error, as all other effects divide out in the ratio. No evidence for asymmetry between $p + Au$ and $n + Au$ collisions is observed at $\langle \eta \rangle = 0.8$, which is slightly forward on the deuteron-going side.

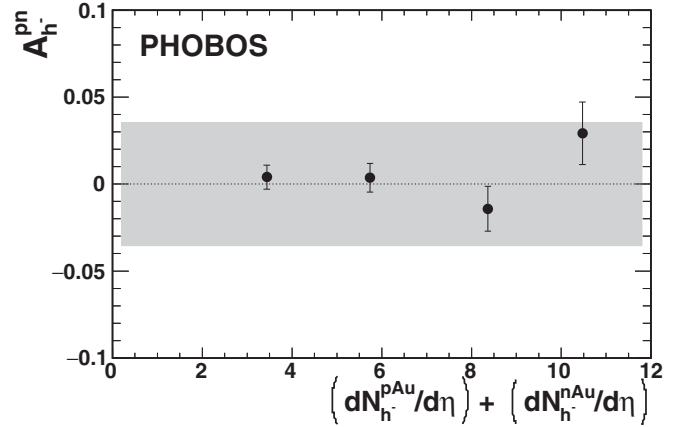


FIG. 18. The asymmetry of negative hadrons between $p + Au$ and $n + Au$ collisions at $\langle \eta \rangle = 0.8$ as a function of centrality. The gray band shows the systematic uncertainty in the overall scale of the ratio.

VIII. SUMMARY

The addition of two forward PCALs to the PHOBOS detector allows the extraction of $p + Au$ and $n + Au$ collisions from the $d + Au$ data set. Centrality parameters have been determined for each of the collision systems using observables based on the multiplicity at high rapidity and on the number of spectators. The number of particles produced near midrapidity is found to scale with N_{part} across all collision systems. The charged-hadron spectra have been measured for $p + Au$, $n + Au$, and $d + Au$ collisions and used to construct an ideal nucleon-nucleus reference for $Au + Au$ collisions. The nuclear modification factor of this ideal reference is found to agree with that of $d + Au$. The shape of the nuclear modification factor has been studied in detail and is found to depend on both centrality and transverse momentum. A larger ratio of the $d + Au$ over $p + \bar{p}$ spectra is found at larger values of p_T and this enhancement is found to extrapolate smoothly as a function of multiplicity at midrapidity from $p + \bar{p}$ to central $d + Au$ collisions. Finally, a comparison of the yield of positively and negatively charged hadrons in $p + Au$ and $n + Au$ has been conducted in a direct search for evidence of charge transport to midrapidity. No significant asymmetry between the charged-hadron yields in $p + Au$ and $n + Au$ is observed at $\langle \eta \rangle = 0.8$.

Tables of the data presented in Figs. 11, 13, 14, 16, 17, and 18 may be found in the Supplemental Material [60].

ACKNOWLEDGMENTS

This work was partially supported by US DOE Grants No. DE-AC02-98CH10886, No. DE-FG02-93ER40802, No. DE-FG02-94ER40818, No. DE-FG02-94ER40865, No. DE-FG02-99ER41099, and No. DE-AC02-06CH11357, by U.S. NSF Grants No. 9603486, No. 0072204, and No. 0245011, by Polish MNiSW Grant No. N202 282234 (2008-2010), by NSC of Taiwan Contract No. NSC 89-2112-M-008-024, and by Hungarian OTKA Grant No. F 049823.

- [1] B. Back *et al.* (PHOBOS Collaboration), *Nucl. Instrum. Methods A* **499**, 603 (2003).
- [2] H. Hahn *et al.*, *Nucl. Instrum. Methods A* **499**, 245 (2003).
- [3] M. Adamczyk *et al.* (BRAHMS Collaboration), *Nucl. Instrum. Methods A* **499**, 437 (2003).
- [4] K. Adcox *et al.* (PHENIX Collaboration), *Nucl. Instrum. Methods A* **499**, 469 (2003).
- [5] K. Ackermann *et al.* (STAR Collaboration), *Nucl. Instrum. Methods A* **499**, 624 (2003).
- [6] B. Back *et al.* (PHOBOS Collaboration), *Phys. Rev. Lett.* **91**, 072302 (2003).
- [7] J. Cronin *et al.*, *Phys. Rev. D* **11**, 3105 (1975).
- [8] S. Adler *et al.* (PHENIX Collaboration), *Phys. Rev. Lett.* **91**, 072303 (2003).
- [9] J. Adams *et al.* (STAR Collaboration), *Phys. Rev. Lett.* **91**, 072304 (2003).
- [10] I. Arsene *et al.* (BRAHMS Collaboration), *Phys. Rev. Lett.* **91**, 072305 (2003).
- [11] J. Adams *et al.* (STAR Collaboration), *Phys. Lett. B* **637**, 161 (2006).
- [12] S. Adler *et al.* (PHENIX Collaboration), *Phys. Rev. C* **74**, 024904 (2006).
- [13] K. Adcox *et al.* (PHENIX Collaboration), *Phys. Rev. Lett.* **88**, 022301 (2002).
- [14] K. Adcox *et al.* (PHENIX Collaboration), *Phys. Lett. B* **561**, 82 (2003).
- [15] C. Adler *et al.* (STAR Collaboration), *Phys. Rev. Lett.* **89**, 202301 (2002).
- [16] B. Back *et al.* (PHOBOS Collaboration), *Phys. Lett. B* **578**, 297 (2004).
- [17] S. Chatrchyan *et al.* (CMS Collaboration), *Phys. Lett. B* **724**, 213 (2013).
- [18] S. S. Adler *et al.* (PHENIX Collaboration), *Phys. Rev. C* **77**, 014905 (2008).
- [19] A. Adare *et al.* (PHENIX Collaboration), *Phys. Rev. C* **90**, 034902 (2014).
- [20] C. Adler *et al.*, *Nucl. Instrum. Methods A* **499**, 433 (2003).
- [21] T. Armstrong *et al.* (E864 Collaboration), *Nucl. Instrum. Methods A* **406**, 227 (1998).
- [22] B. Back *et al.* (PHOBOS Collaboration), *Phys. Rev. Lett.* **93**, 082301 (2004).
- [23] B. Back *et al.* (PHOBOS Collaboration), *Phys. Rev. C* **72**, 031901 (2005).
- [24] M. Gyulassy and X.-N. Wang, *Comput. Phys. Commun.* **83**, 307 (1994).
- [25] B. Zhang, C. M. Ko, B.-A. Li, and Z. Lin, *Phys. Rev. C* **61**, 067901 (2000).
- [26] R. Brun *et al.*, GEANT Detector Description and Simulation Tool v.3.21, CERN Program Library, W5013, 1994.
- [27] B. Back *et al.* (PHOBOS Collaboration), *Phys. Rev. C* **65**, 061901 (2002).
- [28] L. Hulthén and M. Sugawara, *Handbuch der Physik* (Springer-Verlag, Berlin, 1957), Vol. 30, p. 14.
- [29] B. Back *et al.* (PHOBOS Collaboration), *Phys. Rev. C* **65**, 031901 (2002).
- [30] B. Back *et al.* (PHOBOS Collaboration), *Nucl. Phys. A* **757**, 28 (2005).
- [31] B. Back *et al.* (PHOBOS Collaboration), *Phys. Rev. C* **83**, 024913 (2011).
- [32] A. Adare *et al.* (PHENIX Collaboration), *Phys. Rev. Lett.* **109**, 152301 (2012).
- [33] B. Back *et al.* (PHOBOS Collaboration), *Phys. Rev. Lett.* **94**, 082304 (2005).
- [34] J. Adams *et al.* (STAR Collaboration), *Phys. Rev. Lett.* **91**, 172302 (2003).
- [35] S. Adler *et al.* (PHENIX Collaboration), *Phys. Rev. Lett.* **91**, 072301 (2003).
- [36] S. Adler *et al.* (PHENIX Collaboration), *Phys. Rev. C* **69**, 034910 (2004).
- [37] B. Abelev *et al.* (STAR Collaboration), *Phys. Rev. C* **80**, 044905 (2009).
- [38] A. Adare *et al.* (PHENIX Collaboration), *Phys. Rev. Lett.* **101**, 162301 (2008).
- [39] B. Alver *et al.* (PHOBOS Collaboration), *Phys. Rev. Lett.* **96**, 212301 (2006).
- [40] B. Abelev *et al.* (STAR Collaboration), *Phys. Rev. C* **81**, 054907 (2010).
- [41] D. Kharzeev, E. Levin, and L. McLerran, *Phys. Lett. B* **561**, 93 (2003).
- [42] R. Baier, Y. L. Dokshitzer, A. H. Mueller, S. Peigne, and D. Schiff, *Nucl. Phys. B* **484**, 265 (1997).
- [43] I. Arsene *et al.* (BRAHMS Collaboration), *Phys. Rev. Lett.* **93**, 242303 (2004).
- [44] H. Fischer (NA49 Collaboration), *Nucl. Phys. A* **715**, 118 (2003).
- [45] A. Rybicki, *J. Phys. G* **30**, S743 (2004).
- [46] C. Albajar *et al.* (UA1 Collaboration), *Nucl. Phys. B* **335**, 261 (1990).
- [47] B. Back *et al.* (PHOBOS Collaboration), *Phys. Rev. C* **70**, 061901 (2004).
- [48] A. Accardi, *Eur. Phys. J. C* **43**, 121 (2005).
- [49] D. Kharzeev, Y. V. Kovchegov, and K. Tuchin, *Phys. Rev. D* **68**, 094013 (2003).
- [50] J. Jalilian-Marian and Y. V. Kovchegov, *Prog. Part. Nucl. Phys.* **56**, 104 (2006).
- [51] M. Shao (STAR Collaboration), *AIP Conf. Proc.* **828**, 49 (2006).
- [52] R. C. Hwa and C. B. Yang, *Phys. Rev. Lett.* **93**, 082302 (2004).
- [53] A. Accardi and M. Gyulassy, *Phys. Lett. B* **586**, 244 (2004).
- [54] K. Adcox *et al.* (PHENIX Collaboration), *Nucl. Phys. A* **757**, 184 (2005).
- [55] J. Adams *et al.* (STAR Collaboration), *Nucl. Phys. A* **757**, 102 (2005).
- [56] I. Arsene *et al.* (BRAHMS Collaboration), *Nucl. Phys. A* **757**, 1 (2005).
- [57] T. Alber *et al.* (NA35 Collaboration), *Eur. Phys. J. C* **2**, 643 (1998).
- [58] B. Back *et al.* (PHOBOS Collaboration), *Phys. Rev. C* **75**, 024910 (2007).
- [59] W. Busza and A. S. Goldhaber, *Phys. Lett. B* **139**, 235 (1984).
- [60] See Supplemental Material at <http://link.aps.org/supplemental/10.1103/PhysRevC.92.034915> for tabulation of the measured data presented in this article.