



PUBLISHED FOR SISSA BY SPRINGER

RECEIVED: October 5, 2014
ACCEPTED: December 1, 2014
PUBLISHED: January 12, 2015

Measurement of the W boson helicity in events with a single reconstructed top quark in pp collisions at $\sqrt{s} = 8$ TeV



The CMS collaboration

E-mail: cms-publication-committee-chair@cern.ch

ABSTRACT: A measurement of the W boson helicity is presented, where the W boson originates from the decay of a top quark produced in pp collisions. The event selection, optimized for reconstructing a single top quark in the final state, requires exactly one isolated lepton (muon or electron) and exactly two jets, one of which is likely to originate from the hadronization of a bottom quark. The analysis is performed using data recorded at a center-of-mass energy of 8 TeV with the CMS detector at the CERN LHC in 2012. The data sample corresponds to an integrated luminosity of 19.7 fb^{-1} . The measured helicity fractions are $F_L = 0.298 \pm 0.028$ (stat) ± 0.032 (syst), $F_0 = 0.720 \pm 0.039$ (stat) ± 0.037 (syst), and $F_R = -0.018 \pm 0.019$ (stat) ± 0.011 (syst). These results are used to set limits on the real part of the tWb anomalous couplings, g_L and g_R .

KEYWORDS: Electroweak interaction, Hadron-Hadron Scattering

ARXIV EPRINT: [1410.1154](https://arxiv.org/abs/1410.1154)

Contents

1	Introduction	1
2	CMS detector	2
3	Data and simulated samples	3
4	Event selection and topology reconstruction	3
4.1	Reconstruction of the top quark	5
5	Backgrounds	6
6	The fit method	6
7	Systematic uncertainties	8
7.1	Experimental uncertainties	8
7.2	Modeling uncertainties	9
7.3	Normalization uncertainties	10
7.4	Method-specific uncertainties	10
8	Results	11
9	Summary	12
	The CMS collaboration	18

1 Introduction

The top quark, discovered in 1995 [1, 2], is the heaviest particle in the standard model (SM) of particle physics. At the CERN LHC [3], top quarks are produced in pairs through the strong interaction and individually through electroweak processes including the tWb vertex. The production of single top quarks has been observed both at the Tevatron [4, 5] and at the LHC [6, 7]. The t -channel process is the dominant electroweak single top quark production mechanism at the LHC. The other two processes, W -associated (tW) and s -channel, amount to $\approx 20\%$ of the cross section [8].

Because of its high mass, the top quark decays before hadronization and its spin information is accessible through its decay products. The top quark decays almost exclusively into a W boson and a b quark, and thus provides an effective testing ground for studying the tWb vertex in a search for new interactions.

The polarization of the W bosons from top quark decays is sensitive to non-SM tWb couplings [9]. The W boson can be produced with left-handed, longitudinal, or right-handed

helicity; the relation $\Gamma(t \rightarrow Wb) = \Gamma_L + \Gamma_0 + \Gamma_R$ holds for the corresponding partial widths of the top quark decay. Hence, the W boson helicity fractions defined as $F_i = \Gamma_i / \Gamma$, where $i = L, 0$, or R , fulfill the condition of $\sum F_i = 1$. The SM predictions for the W boson helicity fractions at next-to-next-to-leading-order (NNLO) in the strong coupling constant, including the finite b quark mass and electroweak effects, are $F_L = 0.311 \pm 0.005$, $F_0 = 0.687 \pm 0.005$, and $F_R = 0.0017 \pm 0.0001$ [10] for a bottom quark mass $m_b = 4.8$ GeV and a top quark mass $m_t = 172.8 \pm 1.3$ GeV. The current experimental results for the W boson helicity fractions [11–14], all extracted using $t\bar{t}$ events, are in good agreement with the SM predictions.

We present for the first time a measurement of the W boson helicity fractions using events with the t -channel single top quark topology, with a precision comparable to that of $t\bar{t}$ events [11–14]. The single top quark topology here refers to a final state of exactly one lepton ($\ell = e$ or μ) and exactly two jets, one of which is associated to a b quark. While the event selection requires a single top quark to be reconstructed in the final state, a significant contribution is expected from $t\bar{t}$ events with one top quark decaying leptonically. The $t\bar{t}$ events carry the same physics information on the tWb vertex in the top quark decay as single top quark events. The selected $t\bar{t}$ event sample in this analysis do not overlap with the one obtained from the standard CMS $t\bar{t}$ event selection. Inclusion of $t\bar{t}$ events in the signal sample provides a larger event sample and results in smaller uncertainties in the measurement.

The helicity angle θ_ℓ^* is defined as the angle between the W boson momentum in the top quark rest frame and the momentum of the down-type decay fermion in the rest frame of the W boson. The probability distribution function of $\cos \theta_\ell^*$ contains contributions from all W boson helicity fractions,

$$\rho(\cos \theta_\ell^*) \equiv \frac{1}{\Gamma} \frac{d\Gamma}{d \cos \theta_\ell^*} = \frac{3}{8}(1 - \cos \theta_\ell^*)^2 F_L + \frac{3}{4} \sin^2 \theta_\ell^* F_0 + \frac{3}{8}(1 + \cos \theta_\ell^*)^2 F_R, \quad (1.1)$$

which can be extracted from a fit of this distribution to the data. In this analysis, we use the measured W boson helicity fractions to set exclusion limits on the tWb anomalous couplings given by the following effective Lagrangian [9]

$$\mathcal{L}_{tWb}^{\text{anom.}} = -\frac{g}{\sqrt{2}} \bar{b} \gamma^\mu (V_L P_L + V_R P_R) t W^-_\mu - \frac{g}{\sqrt{2}} \bar{b} \frac{i\sigma^{\mu\nu} q_\nu}{m_W} (g_L P_L + g_R P_R) t W^-_\mu + \text{h.c.}, \quad (1.2)$$

where q is the difference of the top and bottom quark 4-momenta. The operators P_L and P_R are the left and right projectors, respectively. The left-handed and right-handed anomalous vector (V_L, V_R) and tensor (g_L, g_R) couplings are real, assuming CP conservation. Within the SM, $V_L \equiv V_{tb} \approx 1$ and all other couplings vanish at tree level, while they are non-zero at higher orders.

2 CMS detector

The central feature of the CMS apparatus is a superconducting solenoid of 6 m internal diameter, providing a magnetic field of 3.8 T. Within the superconducting solenoid volume

are a silicon pixel and strip tracker, a lead tungstate crystal electromagnetic calorimeter (ECAL), and a brass/scintillator hadron calorimeter (HCAL). Muons are measured in gas-ionization detectors embedded in the steel flux-return yoke outside the solenoid. Extensive forward calorimetry complements the coverage provided by the barrel and endcap detectors.

Muons measured in the pseudorapidity range $|\eta| < 2.4$ of the muon system are matched to tracks measured in the silicon tracker. This results in transverse momentum resolution for muons with $20 < p_T < 100$ GeV of 1.3-2.0% in the barrel and better than 6% in the endcaps [15]. The calorimetry systems, ECAL and HCAL, with $|\eta| < 3.0$ coverage are used to identify and measure the energy of different particles including electrons and hadrons. The HCAL coverage is further extended by the forward calorimeter, $3.0 < |\eta| < 5.0$.

Electrons in the energy range of the presented measurement have an energy resolution of $< 5\%$ [16]. The HCAL, when combined with the ECAL, measures jets with a resolution $\Delta E/E \approx 100\%/\sqrt{E [\text{GeV}]} \oplus 5\%$ [16]. The CMS detector is nearly hermetic, which permits good measurements of the energy imbalance in the plane transverse to the beam line. A more detailed description of the CMS detector, together with a definition of the coordinate system used and the relevant kinematic variables, can be found in [17].

3 Data and simulated samples

This analysis is performed using the data from the LHC proton-proton collisions at 8 TeV center-of-mass energy. The data sample, corresponding to an integrated luminosity of 19.7 fb^{-1} for both muon and electron triggers, was collected with the CMS detector in 2012.

Single top quark events produced via t -channel, s -channel, and W-associated processes are generated using POWHEG 1.0 [18–22] with $m_t = 172.5$ GeV interfaced with PYTHIA 6.4 [23] for parton showering. Other samples including $t\bar{t}$ ($m_t = 172.5$ GeV), single vector bosons associated with jets (W/Z+jets), and dibosons (WW, WZ, ZZ) are generated by the MADGRAPH 5.148 [24] event generator interfaced with PYTHIA 6.4. The QCD multijet events are generated using PYTHIA 6.4. The full CMS detector simulation based on GEANT4 [25] is implemented for all Monte Carlo (MC) generated event samples.

4 Event selection and topology reconstruction

The final state of interest for this analysis contains a high- p_T muon or electron from the decay of the W boson coming from a top quark decay. In addition, a b quark jet from the top quark decay, together with a light-flavored jet present in the t -channel single top quark production, define the selected event signature. The b quark from the gluon splitting with a softer p_T and a broader η spectrum is not considered in the selection. The event selection for this analysis follows closely that of the CMS single top quark cross section measurements [26].

Events are filtered using a high-level trigger (HLT) requirement based on the presence of an isolated muon (electron) with $p_T > 24(27)$ GeV. The online muon candidate is required to be within $|\eta| < 2.1$. For offline selection, events must contain at least one

primary vertex, considered as the vertex of the hard interaction. At least four tracks must be associated to the selected primary vertex. The longitudinal and radial distances of the vertex from the center of the detector must be smaller than 24 cm and 2 cm, respectively. For events with more than one selected primary vertex, the one with the largest Σp_T^2 of the associated tracks is chosen for the analysis. Events with high level of noise in the HCAL barrel or endcaps are rejected [27].

Extra selection criteria are applied to leptons and jets reconstructed using the CMS particle flow algorithm [28, 29]. For events containing a muon, the selection requires exactly one isolated muon originating from the selected primary vertex with $|\eta| < 2.1$ and $p_T > 26$ GeV. The isolation variable I_{rel} is calculated by summing the transverse energy deposited by other particles in a cone of size $\Delta R = \sqrt{(\Delta\eta)^2 + (\Delta\phi)^2} = 0.4$ around the muon, divided by the muon p_T . This quantity is required to be less than 0.12 [26]. For events containing an electron, we look for exactly one isolated electron with $p_T > 30$ GeV and $|\eta| < 2.5$. The electron is selected if the isolation variable, defined similarly to that of muons but with a cone size of 0.3, is less than 0.1. Events with additional leptons, passing less restrictive kinematic and qualification criteria, are rejected. Details on the prompt muon and electron isolation and identification, as well as the criteria to veto additional muons and electrons, can be found in [26]. The final event yields for simulated events are corrected for efficiency differences between data and simulation in the HLT and lepton selection [26].

Jets are reconstructed by clustering the charged and neutral particles using an anti- k_T algorithm [30] with a distance parameter of 0.5. The reconstructed jet energy is corrected for effects from the detector response as a function of the jet p_T and η . Furthermore, contamination from additional interactions (pileup), underlying events, and electronic noise are subtracted [31]. To achieve a better agreement between data and simulation, an extra η -dependent smearing is performed on the jet energy of the simulated events [31]. Events are required to have exactly two jets with $|\eta| < 4.7$ and $p_T > 40$ GeV, where both jets must be separated from the selected lepton ($\Delta R > 0.3$).

The neutrino in the decay of the W boson ($W \rightarrow \ell\nu$) escapes detection, introducing an imbalance in the event transverse momentum. The missing transverse energy, \cancel{E}_T , is defined as the modulus of $\vec{\cancel{p}}_T$, which is the negative vector p_T sum of all reconstructed particles. The jet energy calibration therefore introduces corrections to the \cancel{E}_T measurement. Events are accepted if they have a significant transverse mass for the W boson candidate, $m_T^W > 50$ GeV, where m_T^W is calculated from \cancel{E}_T and lepton p_T as [26]

$$m_T^W = \sqrt{(p_T^\ell + \cancel{E}_T)^2 - (p_x^\ell + \cancel{p}_x)^2 - (p_y^\ell + \cancel{p}_y)^2}. \quad (4.1)$$

Finally, it is required that exactly one of the selected jets is identified as likely originating from the hadronization of a b quark. The b-jet identification (b tagging) algorithm uses the three-dimensional impact parameter of the third-highest-momentum track in the jet. The chosen working point gives a misidentification rate of $\sim 0.3\%$ for jets from the hadronization of light quarks (u, d, s) or gluons and an efficiency of 46% for b jets [32]. The observed differences between simulated and measured b tagging efficiencies for genuine and misiden-

tified b jets are corrected for by scaling the simulated events according to p_T -dependent correction factors [32].

To reduce the contribution of jets coming from pileup, the non-b-tagged jet in the event is required to pass the requirement that the root-mean-square of the ΔR between the momenta of the jet constituents and the jet axis is less than 0.025. The simulated events include pileup interactions with the multiplicity matching that observed in data.

4.1 Reconstruction of the top quark

As indicated in the introduction, $\cos \theta_\ell^*$ is computed in the top quark rest frame. Therefore, the top quark 4-momentum, which is the vector sum of the 4-momenta of its decay products, needs to be known. In our selection, the decay products are a b jet, a charged lepton and a neutrino, whose transverse momentum can be inferred from \cancel{E}_T . The longitudinal momentum of the neutrino, $p_{z,\nu}$, is determined from other kinematic constraints such as the W boson mass, $m_W = 80.4 \text{ GeV}$ [33].

Given $\cancel{E}_T = \sqrt{\cancel{p}_x^2 + \cancel{p}_y^2}$ and energy-momentum conservation at the $W\ell\nu$ vertex, we obtain

$$p_{z,\nu} = \frac{\Lambda p_{z,\ell}}{p_{T,\ell}^2} \pm \frac{1}{p_{T,\ell}^2} \sqrt{\Lambda^2 p_{z,\ell}^2 - p_{T,\ell}^2 (E_\ell^2 \cancel{E}_T^2 - \Lambda^2)}, \quad (4.2)$$

where

$$\Lambda = \frac{m_W^2}{2} + \vec{p}_{T,\ell} \cdot \vec{\cancel{p}}_T. \quad (4.3)$$

A negative discriminant in eq. (4.2) leads to complex solutions for $p_{z,\nu}$. Events with such solutions are found not to carry significant information on the W boson helicity and are discarded. Otherwise, the solution with the smallest absolute value is chosen [4, 5].

The sample composition after the full event selection and top quark reconstruction is summarized in table 1; the total event yields for data and simulation are in good agreement within statistical uncertainties for both muon and electron decay channels. The top quark reconstruction efficiency is about 76% in t -channel single top quark events.

About 70% of the selected $t\bar{t}$ events belong to the lepton+jets final state at generator level. The reconstructed top quark is matched to the generated one in about 55% of cases in these events. The reconstruction efficiency is slightly lower than that of the single top quark signal due to possible b jet mis-assignments. The $t\bar{t}$ events with the $\mu(e)+\tau$ decay mode, where the τ -lepton decays hadronically, contribute about 16% of the selected events. The remaining 14% is mainly attributed to the dileptonic final states with muons and electrons, where one of the leptons has failed the veto criteria. The $t\bar{t}$ events in the current sample are rejected by the standard lepton+jets $t\bar{t}$ selection because of the required number of jets and the b-jet multiplicity.

Figure 1 (top) illustrates the reconstructed top quark mass, $m_{\ell b\nu}$, in data and simulation. The detector effects, together with the uncertainties in $p_{z,\nu}$ solutions, result in the broadness of the distribution as well as the change in the mean mass value. The distribution of reconstructed $\cos \theta_\ell^*$ in data is compared with simulation in figure 1 (bottom). The difference between the muon and electron decay channels is due to different lepton p_T requirements and the different contributions of the QCD multijet background. Lower

Process	Muon channel	Electron channel
Single top quark (t)	4459±28	3031±21
Single top quark (tW)	1504±35	1059±27
Single top quark (s)	265±2	182±1
$t\bar{t}$	12017±42	8705±34
W+jets	10170±110	10800±110
Z/ γ^* +jets	1451±34	1702±41
Dibosons	361±11	377±12
QCD	994±10	1698±23
Total expected	31209±130	27550±130
Data	31219	27607

Table 1. Event yields for data and simulation after the full event selection. Events with complex $p_{z,\nu}$ solutions are discarded. This rejects 40% of the single top quark events and about 50% of events from the other processes. The expected number of simulated events is normalized to the integrated luminosity of 19.7fb^{-1} . Corrections from different sources [26] are considered in simulation yields. The uncertainties are statistical only.

$\cos\theta_\ell^*$ values are removed with a harder requirement on the lepton p_T . These distributions are used as input to the likelihood fit method to measure the W boson helicity fractions.

5 Backgrounds

Figure 1 and table 1 indicate that the production of the W boson in association with jets (W+jets) is the dominant background with a different shape in $\cos\theta_\ell^*$ than for the signal. We determine the normalization of the W+jets event sample together with the W boson helicity fractions in the fit in order to reduce the related systematic uncertainties. The shape for the W+jets background is taken from simulation.

The shape and the normalization of the QCD multijet background are obtained from an independent measurement [26]. The shape is obtained from a QCD-enriched event sample, constructed by applying to data the selection mentioned in section 4, but with the lepton isolation requirement reversed, i.e. $I_{\text{rel}} > 0.12$ and $I_{\text{rel}} > 0.1$ for the muon and electron, respectively. The normalization is extracted from a fit to the m_T^W distribution in the signal region. The normalizations for other backgrounds, namely Z+jets and dibosons, are taken from the single top quark cross section measurement [26] where their shapes are derived from simulation.

6 The fit method

The $\cos\theta_\ell^*$ distribution from a MC-reweighted simulation is fitted to the observed distribution to extract the W boson helicity fractions. The left-handed and longitudinal polarizations are treated as free parameters in the fit, while the right-handed polarization is obtained from the constraint of $\sum F_i = 1$. The top quark MC events are simulated using

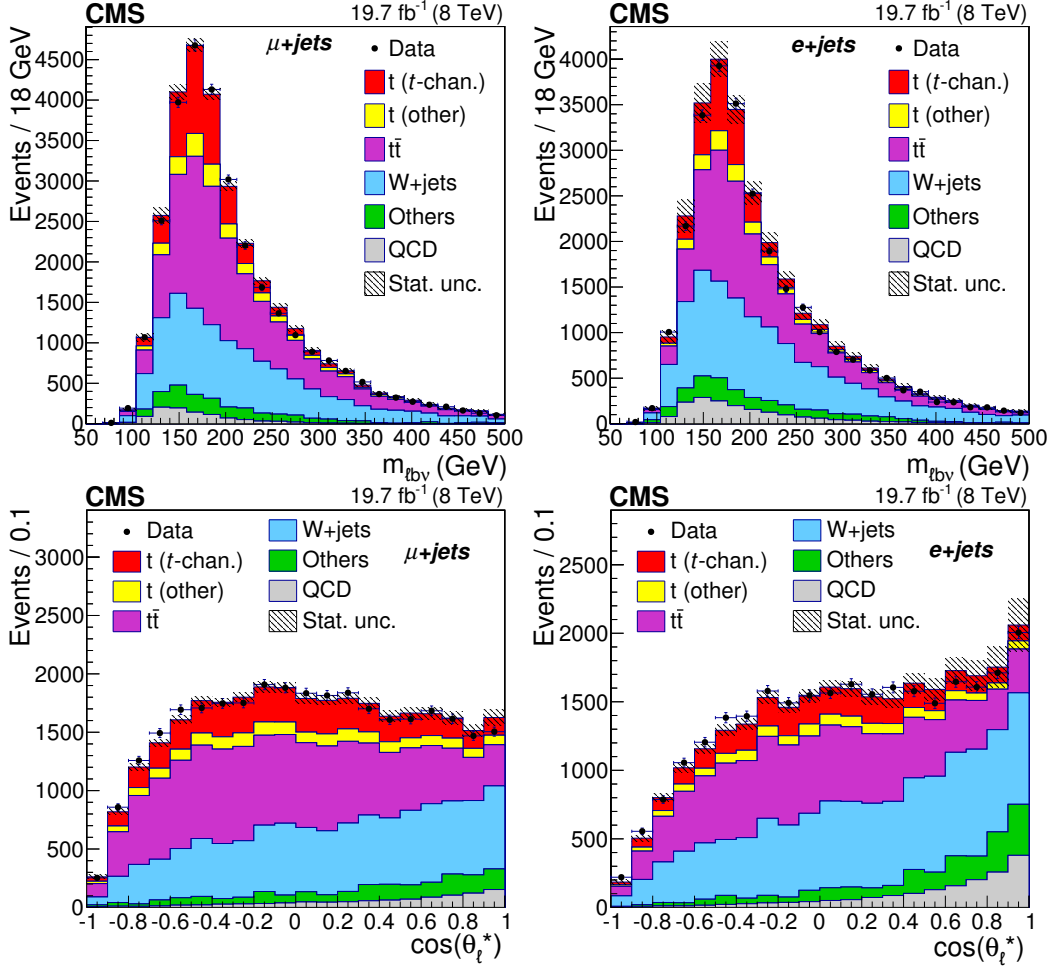


Figure 1. The reconstructed top quark mass (upper left, upper right) and the reconstructed $\cos \theta_\ell^*$ distributions (lower left, lower right) for data and simulation in the muon (left) and the electron (right) decay channels. The normalization for simulated samples are corrected according to the single top quark cross section measurement in which the shape for QCD multijet events is obtained from data [26].

SM parameters, hereafter referred to as \vec{F}^{SM} , and are reweighted according to,

$$w(\cos \theta_{\ell, \text{gen}}^*; \vec{F}) = \frac{\rho(\cos \theta_{\ell, \text{gen}}^* | \vec{F})}{\rho(\cos \theta_{\ell, \text{gen}}^* | \vec{F}^{\text{SM}})}, \quad (6.1)$$

with \vec{F} being an arbitrary choice for the W boson helicity fractions, to be determined in the fit. The \vec{F}^{SM} values are approximated within POWHEG as $F_L = 0.30$, $F_0 = 0.70$ and $F_R = 0$. A transfer matrix, $\mathcal{R}(\cos \theta_{\ell, \text{gen}}^*, \cos \theta_{\ell, \text{rec}}^*)$, relates the generator-level variable, $\cos \theta_{\ell, \text{gen}}^*$, to that observed in the detector, $\cos \theta_{\ell, \text{rec}}^*$. The probability density of a final state $\cos \theta_{\ell, \text{rec}}^*$, for a given \vec{F} , can be expressed, as

$$\rho(\cos \theta_{\ell, \text{rec}}^* | \vec{F}) \propto \sum_{\text{gen}} w(\cos \theta_{\ell, \text{gen}}^*; \vec{F}) \rho(\cos \theta_{\ell, \text{gen}}^* | \vec{F}^{\text{SM}}) \mathcal{R}(\cos \theta_{\ell, \text{gen}}^*, \cos \theta_{\ell, \text{rec}}^*). \quad (6.2)$$

We define a Poisson likelihood function,

$$\mathcal{L}(\vec{F}) = \prod_{i \in \text{bins}} \frac{(\lambda_i^{\text{MC};\vec{F}})^{n_i^{\text{data}}}}{n_i^{\text{data}}!} \times e^{-\lambda_i^{\text{MC};\vec{F}}}, \quad (6.3)$$

in which i runs over the bins of the measured $\cos \theta_{\ell, \text{rec}}^*$ distribution. For each bin, n_i^{data} is the number of selected data events and $\lambda_i^{\text{MC};\vec{F}}$ is the expected number of simulated events. The latter is a combination of the signal events reweighted according to a set of \vec{F} components and backgrounds,

$$\lambda_i^{\text{MC};\vec{F}} = \lambda_i^{\text{bkg-other}} + \beta_{\text{W jets}} \times \lambda_i^{\text{W jets}} + f \times \lambda_i^{\text{signal};\vec{F}}, \quad (6.4)$$

where the parameter f accounts for the normalization of the signal and is fixed to 1. This means that the single top quark and $t\bar{t}$ normalizations are those measured in [26]. The W+jets content after the full event selection is not well known and therefore its normalization, $\beta_{\text{W jets}}$, is left as a free parameter in the fit, which also absorbs the overall detector inefficiency. The shape of the W+jets distribution, $\lambda_i^{\text{W jets}}$, is obtained from simulation. The yields for other backgrounds, $\lambda_i^{\text{bkg-other}}$, are fixed to those measured in [26].

The signal sample includes the leptonic decay of t -channel, s -channel, and $t\text{W}$ single top quark production, as well as $t\bar{t}$ events in semileptonic and dileptonic final states. Although the kinematical variables of final-state particles of the two top quarks in $t\bar{t}$ events are not strongly correlated at generator level, because of the relatively hard selection requirements, some correlation is introduced between the reconstructed top quark variables and those from the non-reconstructed $t\text{W}b$ vertex. To avoid any bias from these correlations, the non-reconstructed $t\text{W}b$ vertex in $t\bar{t}$ events is also reweighted in the fit.

The \vec{F} components, as well as $\beta_{\text{W jets}}$, are treated as free parameters in the likelihood fit, eq. (6.3). Considering the constraint of $\sum F_i = 1$, the likelihood is a 3-parameter function. The negative log-likelihood function is minimized using MINUIT [34].

7 Systematic uncertainties

The following sources of systematic uncertainties are investigated for both muon and electron decay channels of the W boson. The fit procedure is repeated varying the different systematic sources and for each case the shift in the mean value compared to the nominal result is taken as the systematic uncertainty. Where needed, limitations in the size of the systematic event samples are taken into account. A covariance matrix is constructed for the systematic uncertainties in the fit parameters, F_L and F_0 , to account for the related correlations. Such correlations affect the systematic uncertainty in F_R .

The total systematic uncertainties in F_L and F_0 are extracted from the diagonal components of the covariance matrix. Table 2 summarizes the systematic uncertainties in the fit parameters.

7.1 Experimental uncertainties

Jet energy scale: uncertainties in the jet energy scale are calculated and propagated to E_T through simultaneous variation of all reconstructed jet 4-momenta in simulated events.

The variations are made according to the η - and p_T -dependent uncertainties in the jet energy scale [31].

Jet energy resolution: the simulated jet energy resolution is smeared to better match that observed in data. The smearing correction is varied within its uncertainty [31].

Unclustered E_T : an additional uncertainty arises from the effect of the unclustered calorimetric energy on E_T . This energy is computed by taking the vector difference between \vec{p}_T and the negative vector sum of all leptons and jets momenta before applying the jet corrections described in section 4. The components of the resulting momenta are varied by $\pm 10\%$ and thereby change the vector sum of leptons and jets 4-momenta to obtain the new value for E_T .

Pileup: the uncertainty in the level of pileup is estimated by varying total inelastic pp cross section [35] by $\pm 5\%$.

Lepton trigger and reconstruction: the data-to-simulation correction factors for the single-lepton trigger and lepton selection efficiency are estimated using a “tag-and-probe” method [36] in Drell-Yan ($Z/\gamma^* \rightarrow ll$) data and MC samples [26]. Uncertainties are assigned to the correction factors in order to cover possible differences between the single top quark enriched and Drell-Yan data samples. The uncertainties also cover the pileup dependence of the scale factors.

b tagging and misidentification corrections: the b tagging and misidentification efficiencies are estimated from control samples in data [32]. Scale factors are applied to the simulated events to reproduce efficiencies in data and the corresponding uncertainties are propagated as systematic uncertainties.

Uncertainty in the integrated luminosity: the normalization of the expected signal and background is varied by 2.6% to account for the uncertainty in the luminosity measurement [37].

7.2 Modeling uncertainties

Single top quark production modeling: to account for the effects due to production modeling, results are compared with those from an alternative generator (COMPHEP [38, 39]).

Scale: the renormalization and factorization scales (μ_R and μ_F) of the hard scattering in the event are varied up and down by a factor of two from their nominal values, $\mu_R^2 = \mu_F^2 = Q^2$, to account for the scale uncertainties in the simulated single top quark and $t\bar{t}$ event samples.

Top quark mass: the single top quark and $t\bar{t}$ samples are simulated with $m_t = 178.5$ GeV and 166.5 GeV to evaluate the uncertainty due to the top quark mass variations. The LHC-Tevatron combination of the top quark mass uncertainty is 0.7 GeV [40]. The systematic uncertainty due to m_t is therefore obtained by interpolating the estimated uncertainty to $m_t = 172.5 \pm 0.7$ GeV.

Parton distribution function: the uncertainty due to the choice of the parton distribution functions (PDF) is estimated by reweighting the simulated events with uncertainties in PDF parameters, where each parameter corresponds to one of the PDF eigenvectors described by CT10 [41]. The uncertainties in PDF parameters are evaluated using the LHAPDF [42] package. The analysis is redone for each set of the reweighted event samples and the results are compared with those of the nominal analysis.

Shape uncertainty in W+jets control sample: the uncertainty arising from the heavy-flavor content of the simulated W+jets event sample is taken into account by varying up and down the W + b and W + q contributions by a factor of two. The W boson helicity fractions are estimated using the altered W+jets template.

7.3 Normalization uncertainties

Normalization of $t\bar{t}$: the $t\bar{t}$ cross section, $\sigma_{t\bar{t}} = 245.8 \pm 10$ pb [43], is varied within its theoretical uncertainty, which is in agreement with the results of a method based on control samples in data used to estimate the $t\bar{t}$ normalization in single top quark analyses [26].

Single top quark normalization: the single top quark production rates in t and tW channels [8] are varied within their theoretical uncertainties.

QCD multijet: a 50% (100%) uncertainty for the muon (electron) decay channel is assumed for the normalization of QCD multijet events, covering also the $\cos\theta_\ell^*$ shape dependence on the lepton isolation requirement. The m_T^W shape, used for the QCD background estimation, is found to be more stable in the muon decay channel.

Electroweak backgrounds: the normalization of Z+jets and diboson processes are taken from the measurement in [26], where an uncertainty of about 17% is estimated in the measured values.

7.4 Method-specific uncertainties

SM W helicities in the weight function: the $t\bar{t}$ events are generated with MADGRAPH, where the SM predictions for W helicities differ by about 0.01 from those predicted by POWHEG. Given the considerable $t\bar{t}$ contribution, the effect of applying the same weight function (eq. (6.1)) to all top quark processes is estimated by changing the SM helicity fractions in the weight function to the MADGRAPH predictions for the $t\bar{t}$ component. The shift in the final results is considered as a systematic uncertainty.

Fixing the signal normalization in the fit, $f = 1$: the effect of fixing the signal normalization in the fit for the W boson helicity measurement (section 6) is estimated by performing pseudo-experiments, where the normalization of the top quark processes is varied by 10% in pseudo-data and fixed in the fit. The observed effect is negligible, and is not included in the uncertainties.

	Muon channel		Electron channel		Combination	
	ΔF_0	ΔF_L	ΔF_0	ΔF_L	ΔF_0	ΔF_L
Experimental	0.010	0.009	0.008	0.005	0.010	0.010
Modeling	0.025	0.017	0.025	0.022	0.025	0.020
Normalization	0.002	0.008	0.012	0.014	0.011	0.012
SM W helicities	0.007	0.004	0.005	0.003	0.007	0.004
MC sample size	0.026	0.012	0.025	0.015	0.020	0.012
tWb in prod.	0.014	0.016	0.010	0.018	0.011	0.014
Total	0.041	0.030	0.040	0.036	0.037	0.032

Table 2. Summary of the systematic uncertainties.

Limited size of simulated samples: the effect from limited size of simulated event samples is estimated using pseudo-experiments. The number of simulated events in each bin are varied according to a Gaussian with the mean and width set equal to the bin posterior and its uncertainty. The width of a Gaussian fit to the W boson helicity fractions obtained from the pseudo-experiments is taken for this systematic uncertainty.

The tWb vertex in single top quark production: the anomalous couplings in the tWb production vertex are not considered in the analysis, but their effects on the W boson helicity measurements are estimated with a set of pseudo-experiments. Pseudo-data are randomly produced from the simulated event samples with g_L , V_R and V_L anomalous couplings implemented in both production and decay [38, 39]. The values of the real anomalous couplings are varied within the range obtained from [44]. The bias, estimated by fitting the pseudo-data with anomalous couplings to the SM simulation, is included in the systematic uncertainties.

8 Results

The analysis yields the following results for W boson helicity fractions in the muon decay channel,

$$\begin{aligned}
 F_L &= 0.316 \pm 0.033 \text{ (stat)} \pm 0.030 \text{ (syst)}, \\
 F_0 &= 0.715 \pm 0.045 \text{ (stat)} \pm 0.041 \text{ (syst)}, \\
 F_R &= -0.031 \pm 0.022 \text{ (stat)} \pm 0.022 \text{ (syst)},
 \end{aligned}$$

and the electron decay channel,

$$\begin{aligned}
 F_L &= 0.272 \pm 0.057 \text{ (stat)} \pm 0.036 \text{ (syst)}, \\
 F_0 &= 0.753 \pm 0.087 \text{ (stat)} \pm 0.040 \text{ (syst)}, \\
 F_R &= -0.025 \pm 0.042 \text{ (stat)} \pm 0.025 \text{ (syst)}.
 \end{aligned}$$

The smaller statistical uncertainty in the muon decay channel is the result of more events and a relatively better correspondence between the generated and reconstructed $\cos \theta_\ell^*$. The

right-handed helicity fraction in both channels is obtained using the $\sum F_i = 1$ condition. The statistical correlation between F_L and F_0 , about -0.90 in both channels, is taken into account in calculating the statistical uncertainties in F_R . The results from the two channels are compatible, within the uncertainties, with each other as well as with the SM predictions.

We combine the measurements from both channels by constructing a combined likelihood from the two likelihood functions,

$$\mathcal{L}_{\text{comb.}}(F_L, F_0, \beta_{W\text{jet}}^\mu, \beta_{W\text{jet}}^e) \equiv \mathcal{L}_\mu(F_L, F_0, \beta_{W\text{jet}}^\mu) \times \mathcal{L}_e(F_L, F_0, \beta_{W\text{jet}}^e), \quad (8.1)$$

where the two terms on right-hand side have the W boson helicity fractions in common as free parameters. The contribution of the W+jets background in each decay channel, $\beta_{W\text{jet}}^{\mu(e)}$, is also determined by the fit. The combined likelihood is used to extract the W boson polarizations and the systematic uncertainties in table 2. All theoretical and experimental uncertainties are considered fully correlated between the two channels, except for the lepton trigger and reconstruction efficiencies and for the limited size of simulated signal event samples. The combination of the two measurements leads to

$$\begin{aligned} F_L &= 0.298 \pm 0.028 \text{ (stat)} \pm 0.032 \text{ (syst)}, \\ F_0 &= 0.720 \pm 0.039 \text{ (stat)} \pm 0.037 \text{ (syst)}, \\ F_R &= -0.018 \pm 0.019 \text{ (stat)} \pm 0.011 \text{ (syst)}, \end{aligned}$$

with a total correlation of -0.80 between F_L and F_0 . The behavior of the combined F_R value being outside the interval of the F_R in the muon and electron channels is a consequence of the $\sum F_i = 1$ constraint together with the different contributions of the two channels in the combination. The smaller statistical uncertainty in F_R is because of the negative (F_L, F_0) correlation. Moreover, correlations between the systematic uncertainties in the two channels, which are taken into account by construction in the combined fit, lead to smaller systematic uncertainty in the combined F_R .

Figure 2 illustrates the combined measured left-handed and longitudinal W boson helicity fractions with their uncertainties, compared to the SM expectation in the $(F_L; F_0)$ plane. The right-handed polarization, F_R , is compared with the SM prediction and previous results in figure 3. The combined W helicities, which are consistent with the SM expectations, are used as input to the TOPFIT [9, 45] program to exclude the tensor terms of the tWb anomalous couplings, g_L and g_R , while assuming $V_L = 1$ and $V_R = 0$. The best fit values for g_L and g_R couplings are -0.017 and -0.008 , respectively. Figure 4 shows the exclusion limits with 68% and 95% confidence levels (CL).

9 Summary

The W boson helicity fractions are measured in the single top quark event topology, where the W boson from the top quark decays into a charged lepton (muon or electron) and a neutrino. The selected data complement the data from the standard CMS $t\bar{t}$ event selection and have different systematic uncertainties. The results from the analysis of 19.7 fb^{-1} of

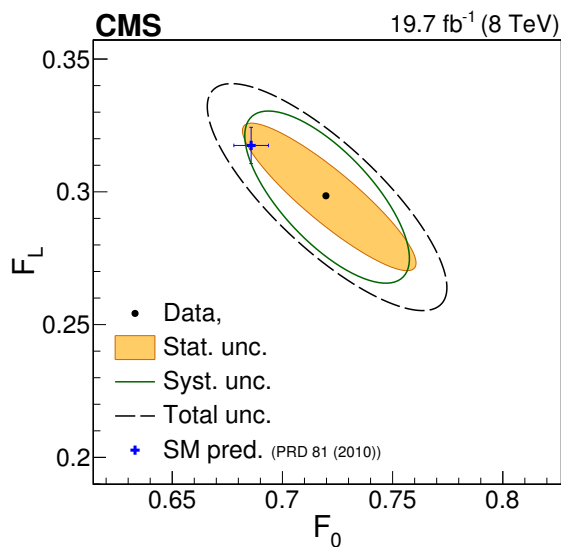


Figure 2. Combined results from the muon+jets and electron+jets events for the left-handed and longitudinal W boson helicity fractions, shown as 68% contours for statistical, systematic, and total uncertainties, compared with the SM predictions [10].

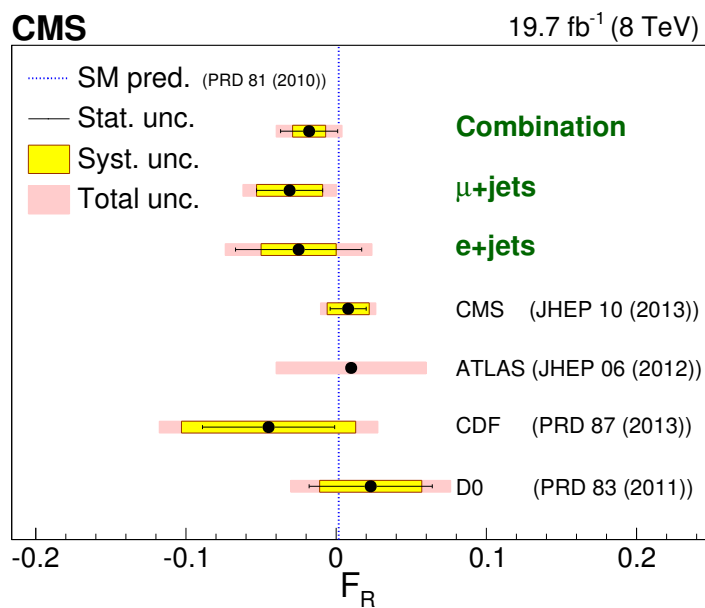


Figure 3. The right-handed helicity fraction of the W boson from the top quark decay. The results from this analysis (top three entries) are compared with the SM prediction [10] and with the previous measurements [11–14], which are based on $t\bar{t}$ events.

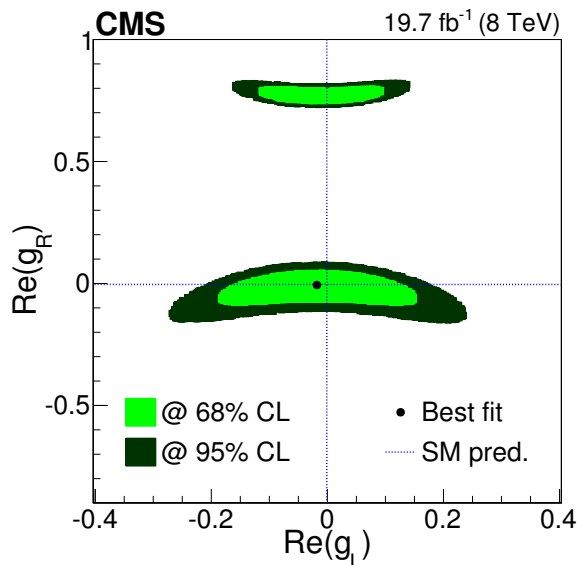


Figure 4. Exclusion limits on the real part of g_L and g_R anomalous couplings, with $V_L = 1$ and $V_R = 0$, using the combined W boson helicity measurement in the single top quark event topology. Dashed blue lines show $g_L = 0$ and $g_R = 0$ as predicted by the SM at tree level.

pp collision data at $\sqrt{s} = 8$ TeV are in agreement, within their uncertainties, with the standard model NNLO predictions [10]. The measurements have similar precision to those based on $t\bar{t}$ events. The combined results are used to set exclusion limits on the tWb anomalous couplings.

Acknowledgments

We congratulate our colleagues in the CERN accelerator departments for the excellent performance of the LHC and thank the technical and administrative staffs at CERN and at other CMS institutes for their contributions to the success of the CMS effort. In addition, we gratefully acknowledge the computing centres and personnel of the Worldwide LHC Computing Grid for delivering so effectively the computing infrastructure essential to our analyses. Finally, we acknowledge the enduring support for the construction and operation of the LHC and the CMS detector provided by the following funding agencies: BMWFW and FWF (Austria); FNRS and FWO (Belgium); CNPq, CAPES, FAPERJ, and FAPESP (Brazil); MES (Bulgaria); CERN; CAS, MoST, and NSFC (China); COLCIENCIAS (Colombia); MSES and CSF (Croatia); RPF (Cyprus); MoER, ERC IUT and ERDF (Estonia); Academy of Finland, MEC, and HIP (Finland); CEA and CNRS/IN2P3 (France); BMBF, DFG, and HGF (Germany); GSRT (Greece); OTKA and NIH (Hungary); DAE and DST (India); IPM (Iran); SFI (Ireland); INFN (Italy); NRF and WCU (Republic of Korea); LAS (Lithuania); MOE and UM (Malaysia); CINVESTAV, CONACYT, SEP, and UASLP-FAI (Mexico); MBIE (New Zealand); PAEC (Pakistan); MSHE and NSC (Poland); FCT (Portugal); JINR (Dubna); MON, RosAtom, RAS and RFBR (Russia); MESTD (Serbia); SEIDI and CPAN (Spain); Swiss Funding Agencies (Switzer-

land); MST (Taipei); ThEPCenter, IPST, STAR and NSTDA (Thailand); TUBITAK and TAEK (Turkey); NASU and SFFR (Ukraine); STFC (United Kingdom); DOE and NSF (U.S.A.).

Individuals have received support from the Marie-Curie programme and the European Research Council and EPLANET (European Union); the Leventis Foundation; the A. P. Sloan Foundation; the Alexander von Humboldt Foundation; the Belgian Federal Science Policy Office; the Fonds pour la Formation à la Recherche dans l'Industrie et dans l'Agriculture (FRIA-Belgium); the Agentschap voor Innovatie door Wetenschap en Technologie (IWT-Belgium); the Ministry of Education, Youth and Sports (MEYS) of the Czech Republic; the Council of Science and Industrial Research, India; the HOMING PLUS programme of Foundation for Polish Science, cofinanced from European Union, Regional Development Fund; the Compagnia di San Paolo (Torino); the Consorzio per la Fisica (Trieste); MIUR project 20108T4XTM (Italy); the Thalís and Aristeia programmes cofinanced by EU-ESF and the Greek NSRF; and the National Priorities Research Program by Qatar National Research Fund.

Open Access. This article is distributed under the terms of the Creative Commons Attribution License ([CC-BY 4.0](https://creativecommons.org/licenses/by/4.0/)), which permits any use, distribution and reproduction in any medium, provided the original author(s) and source are credited.

References

- [1] CDF collaboration, F. Abe et al., *Observation of Top Quark Production in $\bar{p}p$ Collisions with the Collider Detector at Fermilab*, *Phys. Rev. Lett.* **74** (1995) 2626 [[hep-ex/9503002](#)] [[INSPIRE](#)].
- [2] D0 collaboration, S. Abachi et al., *Observation of the Top Quark*, *Phys. Rev. Lett.* **74** (1995) 2632 [[hep-ex/9503003](#)] [[INSPIRE](#)].
- [3] L. Evans and P. Bryant, *LHC Machine*, *2008 JINST* **3** S08001 [[INSPIRE](#)].
- [4] CDF collaboration, T. Aaltonen et al., *First Observation of Electroweak Single Top Quark Production*, *Phys. Rev. Lett.* **103** (2009) 092002 [[arXiv:0903.0885](#)] [[INSPIRE](#)].
- [5] D0 collaboration, V.M. Abazov et al., *Observation of Single Top-Quark Production*, *Phys. Rev. Lett.* **103** (2009) 092001 [[arXiv:0903.0850](#)] [[INSPIRE](#)].
- [6] CMS collaboration, *Observation of the Associated Production of a Single Top Quark and a W Boson in pp Collisions at $\sqrt{s} = 8$ TeV*, *Phys. Rev. Lett.* **112** (2014) 231802 [[arXiv:1401.2942](#)] [[INSPIRE](#)].
- [7] ATLAS collaboration, *Measurement of the t-channel single top-quark production cross section in pp collisions at $\sqrt{s} = 7$ TeV with the ATLAS detector*, *Phys. Lett.* **B 717** (2012) 330 [[arXiv:1205.3130](#)] [[INSPIRE](#)].
- [8] N. Kidonakis, *Differential and total cross sections for top pair and single top production*, [arXiv:1205.3453](#) [[INSPIRE](#)].
- [9] J.A. Aguilar-Saavedra, J. Carvalho, N.F. Castro, F. Veloso and A. Onofre, *Probing anomalous Wtb couplings in top pair decays*, *Eur. Phys. J.* **C 50** (2007) 519 [[hep-ph/0605190](#)] [[INSPIRE](#)].

- [10] A. Czarnecki, J.G. Korner and J.H. Piclum, *Helicity fractions of W bosons from top quark decays at NNLO in QCD*, *Phys. Rev. D* **81** (2010) 111503 [[arXiv:1005.2625](#)] [[INSPIRE](#)].
- [11] D0 collaboration, V.M. Abazov et al., *Measurement of the W boson helicity in top quark decays using 5.4 fb⁻¹ of p \bar{p} collision data*, *Phys. Rev. D* **83** (2011) 032009 [[arXiv:1011.6549](#)] [[INSPIRE](#)].
- [12] CDF collaboration, T. Aaltonen et al., *Measurement of W-Boson Polarization in Top-quark Decay using the Full CDF Run II Data Set*, *Phys. Rev. D* **87** (2013) 031104 [[arXiv:1211.4523](#)] [[INSPIRE](#)].
- [13] ATLAS collaboration, *Measurement of the W boson polarization in top quark decays with the ATLAS detector*, *JHEP* **06** (2012) 088 [[arXiv:1205.2484](#)] [[INSPIRE](#)].
- [14] CMS collaboration, *Measurement of the W-boson helicity in top-quark decays from t \bar{t} production in lepton+jets events in pp collisions at $\sqrt{s} = 7$ TeV*, *JHEP* **10** (2013) 167 [[arXiv:1308.3879](#)] [[INSPIRE](#)].
- [15] CMS collaboration, *Performance of CMS muon reconstruction in pp collision events at $\sqrt{s} = 7$ TeV*, *2012 JINST* **7** P10002 [[arXiv:1206.4071](#)] [[INSPIRE](#)].
- [16] CMS collaboration, *Energy calibration and resolution of the CMS electromagnetic calorimeter in pp collisions at $\sqrt{s} = 7$ TeV*, *2013 JINST* **8** P09009 [[arXiv:1306.2016](#)] [[INSPIRE](#)].
- [17] CMS collaboration, *The CMS experiment at the CERN LHC*, *2008 JINST* **3** S08004 [[INSPIRE](#)].
- [18] P. Nason, *A New method for combining NLO QCD with shower Monte Carlo algorithms*, *JHEP* **11** (2004) 040 [[hep-ph/0409146](#)] [[INSPIRE](#)].
- [19] S. Alioli, P. Nason, C. Oleari and E. Re, *NLO single-top production matched with shower in POWHEG: s- and t-channel contributions*, *JHEP* **09** (2009) 111 [*Erratum ibid.* **1002** (2010) 011] [[arXiv:0907.4076](#)] [[INSPIRE](#)].
- [20] S. Alioli, P. Nason, C. Oleari and E. Re, *A general framework for implementing NLO calculations in shower Monte Carlo programs: the POWHEG BOX*, *JHEP* **06** (2010) 043 [[arXiv:1002.2581](#)] [[INSPIRE](#)].
- [21] E. Re, *Single-top Wt-channel production matched with parton showers using the POWHEG method*, *Eur. Phys. J. C* **71** (2011) 1547 [[arXiv:1009.2450](#)] [[INSPIRE](#)].
- [22] S. Frixione, P. Nason and C. Oleari, *Matching NLO QCD computations with Parton Shower simulations: the POWHEG method*, *JHEP* **11** (2007) 070 [[arXiv:0709.2092](#)] [[INSPIRE](#)].
- [23] T. Sjöstrand, S. Mrenna and P.Z. Skands, *PYTHIA 6.4*, *JHEP* **05** (2006) 026 [[hep-ph/0603175](#)] [[INSPIRE](#)].
- [24] J. Alwall, M. Herquet, F. Maltoni, O. Mattelaer and T. Stelzer, *MadGraph*, *JHEP* **06** (2011) 128 [[arXiv:1106.0522](#)] [[INSPIRE](#)].
- [25] GEANT4 collaboration, S. Agostinelli et al., *GEANT4 — a simulation toolkit*, *Nucl. Instrum. Meth. A* **506** (2003) 250 [[INSPIRE](#)].
- [26] CMS collaboration, *Measurement of the t-channel single-top-quark production cross section and of the |V_{tb}| CKM matrix element in pp collisions at $\sqrt{s} = 8$ TeV*, *JHEP* **06** (2014) 090 [[arXiv:1403.7366](#)] [[INSPIRE](#)].
- [27] CMS collaboration, *HCAL performance from first collisions data*, *CMS-DP-2010-025* (2010).

- [28] CMS collaboration, *Particle-Flow Event Reconstruction in CMS and Performance for Jets, Taus and MET*, [CMS-PAS-PFT-09-001](#), 2009.
- [29] CMS collaboration, *Commissioning of the Particle-Flow reconstruction in Minimum-Bias and Jet Events from pp Collisions at 7 TeV*, [CMS-PAS-PFT-10-002](#), 2010.
- [30] M. Cacciari, G.P. Salam and G. Soyez, *The anti- k_t jet clustering algorithm*, *JHEP* **04** (2008) 063 [[arXiv:0802.1189](#)] [[INSPIRE](#)].
- [31] CMS collaboration, *Determination of jet energy calibration and transverse momentum resolution in CMS*, *2011 JINST* **6** P11002 [[arXiv:1107.4277](#)] [[INSPIRE](#)].
- [32] CMS collaboration, *Identification of b-quark jets with the CMS experiment*, *2013 JINST* **8** P04013 [[arXiv:1211.4462](#)] [[INSPIRE](#)].
- [33] PARTICLE DATA group, J. Beringer et al., *Review of Particle Physics*, *Phys. Rev. D* **86** (2012) 010001 [[INSPIRE](#)].
- [34] F. James and M. Roos, *Minuit: a system for function minimization and analysis of the parameter errors and correlations*, *Comput. Phys. Commun.* **10** (1975) 343 [[INSPIRE](#)].
- [35] CMS collaboration, *Measurement of the inelastic proton-proton cross section at $\sqrt{s} = 7$ TeV*, *Phys. Lett. B* **722** (2013) 5 [[arXiv:1210.6718](#)] [[INSPIRE](#)].
- [36] CMS collaboration, *Measurements of inclusive W and Z cross sections in pp collisions at $\sqrt{s} = 7$ TeV*, *JHEP* **01** (2011) 080 [[arXiv:1012.2466](#)] [[INSPIRE](#)].
- [37] CMS collaboration, *CMS Luminosity Based on Pixel Cluster Counting — Summer 2013 Update*, [CMS-PAS-LUM-13-001](#), 2013.
- [38] E.E. Boos, V.E. Bunichev, L.V. Dudko, V.I. Savrin and A.V. Sherstnev, *Method for simulating electroweak top-quark production events in the NLO approximation: SingleTop event generator*, *Phys. Atom. Nucl.* **69** (2006) 1317 [[INSPIRE](#)].
- [39] COMPHEP collaboration, E. Boos et al., *CompHEP 4.4: Automatic computations from Lagrangians to events*, *Nucl. Instrum. Meth. A* **534** (2004) 250 [[hep-ph/0403113](#)] [[INSPIRE](#)].
- [40] ATLAS, CDF, CMS, D0 collaborations, *First combination of Tevatron and LHC measurements of the top-quark mass*, [arXiv:1403.4427](#) [[INSPIRE](#)].
- [41] H.-L. Lai, M. Guzzi, J. Huston, Z. Li, P.M. Nadolsky et al., *New parton distributions for collider physics*, *Phys. Rev. D* **82** (2010) 074024 [[arXiv:1007.2241](#)] [[INSPIRE](#)].
- [42] M.R. Whalley, D. Bourilkov and R.C. Group, *The Les Houches accord PDFs (LHAPDF) and LHAGLUE*, [hep-ph/0508110](#) [[INSPIRE](#)].
- [43] M. Czakon, P. Fiedler and A. Mitov, *Total Top-Quark Pair-Production Cross Section at Hadron Colliders Through $O(\alpha_s^4)$* , *Phys. Rev. Lett.* **110** (2013) 252004 [[arXiv:1303.6254](#)] [[INSPIRE](#)].
- [44] D0 collaboration, V.M. Abazov et al., *Combination of searches for anomalous top quark couplings with 5.4 fb^{-1} of $p\bar{p}$ collisions*, *Phys. Lett. B* **713** (2012) 165 [[arXiv:1204.2332](#)] [[INSPIRE](#)].
- [45] J.A. Aguilar-Saavedra and J. Bernabeu, *W polarisation beyond helicity fractions in top quark decays*, *Nucl. Phys. B* **840** (2010) 349 [[arXiv:1005.5382](#)] [[INSPIRE](#)].

The CMS collaboration**Yerevan Physics Institute, Yerevan, Armenia**

V. Khachatryan, A.M. Sirunyan, A. Tumasyan

Institut für Hochenergiephysik der OeAW, Wien, Austria

W. Adam, T. Bergauer, M. Dragicevic, J. Erö, M. Friedl, R. Frühwirth¹, V.M. Ghete, C. Hartl, N. Hörmann, J. Hrubec, M. Jeitler¹, W. Kiesenhofer, V. Knünz, M. Krammer¹, I. Krätschmer, D. Liko, I. Mikulec, D. Rabady², B. Rahbaran, H. Rohringer, R. Schöfbeck, J. Strauss, W. Treberer-Treberspurg, W. Waltenberger, C.-E. Wulz¹

National Centre for Particle and High Energy Physics, Minsk, Belarus

V. Mossolov, N. Shumeiko, J. Suarez Gonzalez

Universiteit Antwerpen, Antwerpen, Belgium

S. Alderweireldt, M. Bansal, S. Bansal, T. Cornelis, E.A. De Wolf, X. Janssen, A. Knutsson, J. Lauwers, S. Luyckx, S. Ochesanu, R. Rougny, M. Van De Klundert, H. Van Haevermaet, P. Van Mechelen, N. Van Remortel, A. Van Spilbeeck

Vrije Universiteit Brussel, Brussel, Belgium

F. Blekman, S. Blyweert, J. D'Hondt, N. Daci, N. Heracleous, J. Keaveney, S. Lowette, M. Maes, A. Olbrechts, Q. Python, D. Strom, S. Tavernier, W. Van Doninck, P. Van Mulders, G.P. Van Onsem, I. Villella

Université Libre de Bruxelles, Bruxelles, Belgium

C. Caillol, B. Clerbaux, G. De Lentdecker, D. Dobur, L. Favart, A.P.R. Gay, A. Grebenyuk, A. Léonard, A. Mohammadi, L. Pernie², T. Reis, T. Seva, L. Thomas, C. Vander Velde, P. Vanlaer, J. Wang, F. Zenoni

Ghent University, Ghent, Belgium

V. Adler, K. Beernaert, L. Benucci, A. Cimmino, S. Costantini, S. Crucy, S. Dildick, A. Fagot, G. Garcia, J. Mccartin, A.A. Ocampo Rios, D. Ryckbosch, S. Salva Diblen, M. Sigamani, N. Strobbe, F. Thyssen, M. Tytgat, E. Yazgan, N. Zaganidis

Université Catholique de Louvain, Louvain-la-Neuve, Belgium

S. Basegmez, C. Beluffi³, G. Bruno, R. Castello, A. Caudron, L. Ceard, G.G. Da Silveira, C. Delaere, T. du Pree, D. Favart, L. Forthomme, A. Giammanco⁴, J. Hollar, A. Jafari, P. Jez, M. Komm, V. Lemaitre, C. Nuttens, D. Pagano, L. Perrini, A. Pin, K. Piotrkowski, A. Popov⁵, L. Quertenmont, M. Selvaggi, M. Vidal Marono, J.M. Vizan Garcia

Université de Mons, Mons, Belgium

N. Bely, T. Caebergs, E. Daubie, G.H. Hammad

Centro Brasileiro de Pesquisas Fisicas, Rio de Janeiro, Brazil

W.L. Aldá Júnior, G.A. Alves, L. Brito, M. Correa Martins Junior, T. Dos Reis Martins, C. Mora Herrera, M.E. Pol

Universidade do Estado do Rio de Janeiro, Rio de Janeiro, Brazil

W. Carvalho, J. Chinellato⁶, A. Custódio, E.M. Da Costa, D. De Jesus Damiao, C. De Oliveira Martins, S. Fonseca De Souza, H. Malbouisson, D. Matos Figueiredo, L. Mundim, H. Nogima, W.L. Prado Da Silva, J. Santaolalla, A. Santoro, A. Sznajder, E.J. Tonelli Manganote⁶, A. Vilela Pereira

Universidade Estadual Paulista ^a, Universidade Federal do ABC ^b, São Paulo, Brazil

C.A. Bernardes^b, S. Dogra^a, T.R. Fernandez Perez Tomei^a, E.M. Gregores^b, P.G. Mercadante^b, S.F. Novaes^a, Sandra S. Padula^a

Institute for Nuclear Research and Nuclear Energy, Sofia, Bulgaria

A. Aleksandrov, V. Genchev², P. Iaydjiev, A. Marinov, S. Piperov, M. Rodozov, G. Sultanov, M. Vutova

University of Sofia, Sofia, Bulgaria

A. Dimitrov, I. Glushkov, R. Hadjiiska, L. Litov, B. Pavlov, P. Petkov

Institute of High Energy Physics, Beijing, China

J.G. Bian, G.M. Chen, H.S. Chen, M. Chen, T. Cheng, R. Du, C.H. Jiang, R. Plestina⁷, F. Romeo, J. Tao, Z. Wang

State Key Laboratory of Nuclear Physics and Technology, Peking University, Beijing, China

C. Asawatangtrakuldee, Y. Ban, Q. Li, S. Liu, Y. Mao, S.J. Qian, D. Wang, W. Zou

Universidad de Los Andes, Bogota, Colombia

C. Avila, A. Cabrera, L.F. Chaparro Sierra, C. Florez, J.P. Gomez, B. Gomez Moreno, J.C. Sanabria

University of Split, Faculty of Electrical Engineering, Mechanical Engineering and Naval Architecture, Split, Croatia

N. Godinovic, D. Lelas, D. Polic, I. Puljak

University of Split, Faculty of Science, Split, Croatia

Z. Antunovic, M. Kovac

Institute Rudjer Boskovic, Zagreb, Croatia

V. Brigljevic, K. Kadija, J. Luetic, D. Mekterovic, L. Sudic

University of Cyprus, Nicosia, Cyprus

A. Attikis, G. Mavromanolakis, J. Mousa, C. Nicolaou, F. Ptochos, P.A. Razis

Charles University, Prague, Czech Republic

M. Bodlak, M. Finger, M. Finger Jr.⁸

Academy of Scientific Research and Technology of the Arab Republic of Egypt, Egyptian Network of High Energy Physics, Cairo, Egypt

Y. Assran⁹, A. Ellithi Kamel¹⁰, M.A. Mahmoud¹¹, A. Radi^{12,13}

National Institute of Chemical Physics and Biophysics, Tallinn, Estonia

M. Kadastik, M. Murumaa, M. Raidal, A. Tiko

Department of Physics, University of Helsinki, Helsinki, Finland

P. Eerola, G. Fedi, M. Voutilainen

Helsinki Institute of Physics, Helsinki, Finland

J. Härkönen, V. Karimäki, R. Kinnunen, M.J. Kortelainen, T. Lampén, K. Lassila-Perini, S. Lehti, T. Lindén, P. Luukka, T. Mäenpää, T. Peltola, E. Tuominen, J. Tuominiemi, E. Tuovinen, L. Wendland

Lappeenranta University of Technology, Lappeenranta, Finland

J. Talvitie, T. Tuuva

DSM/IRFU, CEA/Saclay, Gif-sur-Yvette, France

M. Besancon, F. Couderc, M. Dejardin, D. Denegri, B. Fabbro, J.L. Faure, C. Favaro, F. Ferri, S. Ganjour, A. Givernaud, P. Gras, G. Hamel de Monchenault, P. Jarry, E. Locci, J. Malcles, J. Rander, A. Rosowsky, M. Titov

Laboratoire Leprince-Ringuet, Ecole Polytechnique, IN2P3-CNRS, Palaiseau, France

S. Baffioni, F. Beaudette, P. Busson, C. Charlot, T. Dahms, M. Dalchenko, L. Dobrzynski, N. Filipovic, A. Florent, R. Granier de Cassagnac, L. Mastrolorenzo, P. Miné, C. Mironov, I.N. Naranjo, M. Nguyen, C. Ochando, P. Paganini, S. Regnard, R. Salerno, J.B. Sauvan, Y. Sirois, C. Veelken, Y. Yilmaz, A. Zabi

Institut Pluridisciplinaire Hubert Curien, Université de Strasbourg, Université de Haute Alsace Mulhouse, CNRS/IN2P3, Strasbourg, France

J.-L. Agram¹⁴, J. Andrea, A. Aubin, D. Bloch, J.-M. Brom, E.C. Chabert, C. Collard, E. Conte¹⁴, J.-C. Fontaine¹⁴, D. Gelé, U. Goerlach, C. Goetzmann, A.-C. Le Bihan, P. Van Hove

Centre de Calcul de l'Institut National de Physique Nucleaire et de Physique des Particules, CNRS/IN2P3, Villeurbanne, France

S. Gadrat

Université de Lyon, Université Claude Bernard Lyon 1, CNRS-IN2P3, Institut de Physique Nucléaire de Lyon, Villeurbanne, France

S. Beauceron, N. Beaupere, G. Boudoul², E. Bouvier, S. Brochet, C.A. Carrillo Montoya, J. Chasserat, R. Chierici, D. Contardo², P. Depasse, H. El Mamouni, J. Fan, J. Fay, S. Gascon, M. Gouzevitch, B. Ille, T. Kurca, M. Lethuillier, L. Mirabito, S. Perries, J.D. Ruiz Alvarez, D. Sabes, L. Sgandurra, V. Sordini, M. Vander Donckt, P. Verdier, S. Viret, H. Xiao

Institute of High Energy Physics and Informatization, Tbilisi State University, Tbilisi, Georgia

Z. Tsamalaidze⁸

RWTH Aachen University, I. Physikalisches Institut, Aachen, Germany

C. Autermann, S. Beranek, M. Bontenackels, M. Edelhoff, L. Feld, A. Heister, O. Hindrichs, K. Klein, A. Ostapchuk, F. Raupach, J. Sammet, S. Schael, H. Weber, B. Wittmer, V. Zhukov⁵

RWTH Aachen University, III. Physikalisches Institut A, Aachen, Germany

M. Ata, M. Brodski, E. Dietz-Laursonn, D. Duchardt, M. Erdmann, R. Fischer, A. Güth, T. Hebbeker, C. Heidemann, K. Hoepfner, D. Klingebiel, S. Knutzen, P. Kreuzer, M. Merschmeyer, A. Meyer, P. Millet, M. Olschewski, K. Padeken, P. Papacz, H. Reithler, S.A. Schmitz, L. Sonnenschein, D. Teyssier, S. Thüer, M. Weber

RWTH Aachen University, III. Physikalisches Institut B, Aachen, Germany

V. Cherepanov, Y. Erdogan, G. Flüge, H. Geenen, M. Geisler, W. Haj Ahmad, F. Hoehle, B. Kargoll, T. Kress, Y. Kuessel, A. Künsken, J. Lingemann², A. Nowack, I.M. Nugent, L. Perchalla, O. Pooth, A. Stahl

Deutsches Elektronen-Synchrotron, Hamburg, Germany

I. Asin, N. Bartosik, J. Behr, W. Behrenhoff, U. Behrens, A.J. Bell, M. Bergholz¹⁵, A. Bethani, K. Borras, A. Burgmeier, A. Cakir, L. Calligaris, A. Campbell, S. Choudhury, F. Costanza, C. Diez Pardos, G. Dolinska, S. Dooling, T. Dorland, G. Eckerlin, D. Eckstein, T. Eichhorn, G. Flucke, J. Garay Garcia, A. Geiser, P. Gunnellini, J. Hauk, M. Hempel¹⁵, D. Horton, H. Jung, A. Kalogeropoulos, M. Kasemann, P. Katsas, J. Kieseler, C. Kleinwort, I. Korol, D. Krücker, W. Lange, J. Leonard, K. Lipka, A. Lobanov, W. Lohmann¹⁵, B. Lutz, R. Mankel, I. Marfin¹⁵, I.-A. Melzer-Pellmann, A.B. Meyer, G. Mittag, J. Mnich, A. Mussgiller, S. Naumann-Emme, A. Nayak, O. Novgorodova, E. Ntomari, H. Perrey, D. Pitzl, R. Placakyte, A. Raspereza, P.M. Ribeiro Cipriano, B. Roland, E. Ron, M.Ö. Sahin, J. Salfeld-Nebgen, P. Saxena, R. Schmidt¹⁵, T. Schoerner-Sadenius, M. Schröder, C. Seitz, S. Spannagel, A.D.R. Vargas Trevino, R. Walsh, C. Wissing

University of Hamburg, Hamburg, Germany

M. Aldaya Martin, V. Blobel, M. Centis Vignali, A.R. Draeger, J. Erfle, E. Garutti, K. Goebel, M. Görner, J. Haller, M. Hoffmann, R.S. Höing, A. Junkes, H. Kirschenmann, R. Klanner, R. Kogler, J. Lange, T. Lapsien, T. Lenz, I. Marchesini, J. Ott, T. Peiffer, A. Perieanu, N. Pietsch, J. Poehlsen, T. Poehlsen, D. Rathjens, C. Sander, H. Schettler, P. Schleper, E. Schlieckau, A. Schmidt, M. Seidel, V. Sola, H. Stadie, G. Steinbrück, D. Troendle, E. Usai, L. Vanelderen, A. Vanhoefer

Institut für Experimentelle Kernphysik, Karlsruhe, Germany

C. Barth, C. Baus, J. Berger, C. Böser, E. Butz, T. Chwalek, W. De Boer, A. Descroix, A. Dierlamm, M. Feindt, F. Fensch, M. Giffels, A. Gilbert, F. Hartmann², T. Hauth², U. Husemann, I. Katkov⁵, A. Kornmayer², E. Kuznetsova, P. Lobelle Pardo, M.U. Mozer, T. Müller, Th. Müller, A. Nürnberg, G. Quast, K. Rabbertz, S. Röcker, H.J. Simonis, F.M. Stober, R. Ulrich, J. Wagner-Kuhr, S. Wayand, T. Weiler, R. Wolf

Institute of Nuclear and Particle Physics (INPP), NCSR Demokritos, Aghia Paraskevi, Greece

G. Anagnostou, G. Daskalakis, T. Gerasis, V.A. Giakoumopoulou, A. Kyriakis, D. Loukas, A. Markou, C. Markou, A. Psallidas, I. Topsis-Giotis

University of Athens, Athens, Greece

A. Agapitos, S. Kesisoglou, A. Panagiotou, N. Saoulidou, E. Stiliaris

University of Ioánnina, Ioánnina, Greece

X. Aslanoglou, I. Evangelou, G. Flouris, C. Foudas, P. Kokkas, N. Manthos, I. Papadopoulos, E. Paradas, J. Strologas

Wigner Research Centre for Physics, Budapest, Hungary

G. Bencze, C. Hajdu, P. Hidas, D. Horvath¹⁶, F. Sikler, V. Veszpremi, G. Vesztergombi¹⁷, A.J. Zsigmond

Institute of Nuclear Research ATOMKI, Debrecen, Hungary

N. Beni, S. Czellar, J. Karancsi¹⁸, J. Molnar, J. Palinkas, Z. Szillasi

University of Debrecen, Debrecen, Hungary

A. Makovec, P. Raics, Z.L. Trocsanyi, B. Ujvari

National Institute of Science Education and Research, Bhubaneswar, India

S.K. Swain

Panjab University, Chandigarh, India

S.B. Beri, V. Bhatnagar, R. Gupta, U.Bhawandeep, A.K. Kalsi, M. Kaur, R. Kumar, M. Mittal, N. Nishu, J.B. Singh

University of Delhi, Delhi, India

Ashok Kumar, Arun Kumar, S. Ahuja, A. Bhardwaj, B.C. Choudhary, A. Kumar, S. Malhotra, M. Naimuddin, K. Ranjan, V. Sharma

Saha Institute of Nuclear Physics, Kolkata, India

S. Banerjee, S. Bhattacharya, K. Chatterjee, S. Dutta, B. Gomber, Sa. Jain, Sh. Jain, R. Khurana, A. Modak, S. Mukherjee, D. Roy, S. Sarkar, M. Sharan

Bhabha Atomic Research Centre, Mumbai, India

A. Abdulsalam, D. Dutta, S. Kailas, V. Kumar, A.K. Mohanty², L.M. Pant, P. Shukla, A. Topkar

Tata Institute of Fundamental Research, Mumbai, India

T. Aziz, S. Banerjee, S. Bhowmik¹⁹, R.M. Chatterjee, R.K. Dewanjee, S. Dugad, S. Ganguly, S. Ghosh, M. Guchait, A. Gurtu²⁰, G. Kole, S. Kumar, M. Maity¹⁹, G. Majumder, K. Mazumdar, G.B. Mohanty, B. Parida, K. Sudhakar, N. Wickramage²¹

Institute for Research in Fundamental Sciences (IPM), Tehran, Iran

H. Bakhshiansohi, H. Behnamian, S.M. Etesami²², A. Fahim²³, R. Goldouzian, M. Khakzad, M. Mohammadi Najafabadi, M. Naseri, S. Paktinat Mehdiabadi, F. Rezaei Hosseinabadi, B. Safarzadeh²⁴, M. Zeinali

University College Dublin, Dublin, Ireland

M. Felcini, M. Grunewald

INFN Sezione di Bari ^a, Università di Bari ^b, Politecnico di Bari ^c, Bari, Italy

M. Abbrescia^{a,b}, C. Calabria^{a,b}, S.S. Chhibra^{a,b}, A. Colaleo^a, D. Creanza^{a,c}, N. De Filippis^{a,c}, M. De Palma^{a,b}, L. Fiore^a, G. Iaselli^{a,c}, G. Maggi^{a,c}, M. Maggi^a, S. My^{a,c}, S. Nuzzo^{a,b}, A. Pompili^{a,b}, G. Pugliese^{a,c}, R. Radogna^{a,b,2}, G. Selvaggi^{a,b}, A. Sharma, L. Silvestris^{a,2}, R. Venditti^{a,b}

INFN Sezione di Bologna ^a, Università di Bologna ^b, Bologna, Italy

G. Abbiendi^a, A.C. Benvenuti^a, D. Bonacorsi^{a,b}, S. Braibant-Giacomelli^{a,b}, L. Brigliadori^{a,b}, R. Campanini^{a,b}, P. Capiluppi^{a,b}, A. Castro^{a,b}, F.R. Cavallo^a, G. Codispoti^{a,b}, M. Cuffiani^{a,b}, G.M. Dallavalle^a, F. Fabbri^a, A. Fanfani^{a,b}, D. Fasanella^{a,b}, P. Giacomelli^a, C. Grandi^a, L. Guiducci^{a,b}, S. Marcellini^a, G. Masetti^a, A. Montanari^a, F.L. Navarria^{a,b}, A. Perrotta^a, F. Primavera^{a,b}, A.M. Rossi^{a,b}, T. Rovelli^{a,b}, G.P. Siroli^{a,b}, N. Tosi^{a,b}, R. Travaglini^{a,b}

INFN Sezione di Catania ^a, Università di Catania ^b, CSFNSM ^c, Catania, Italy

S. Albergo^{a,b}, G. Cappello^a, M. Chiorboli^{a,b}, S. Costa^{a,b}, F. Giordano^{a,2}, R. Potenza^{a,b}, A. Tricomi^{a,b}, C. Tuve^{a,b}

INFN Sezione di Firenze ^a, Università di Firenze ^b, Firenze, Italy

G. Barbagli^a, V. Ciulli^{a,b}, C. Civinini^a, R. D'Alessandro^{a,b}, E. Focardi^{a,b}, E. Gallo^a, S. Gonzi^{a,b}, V. Gori^{a,b,2}, P. Lenzi^{a,b}, M. Meschini^a, S. Paoletti^a, G. Sguazzoni^a, A. Tropiano^{a,b}

INFN Laboratori Nazionali di Frascati, Frascati, Italy

L. Benussi, S. Bianco, F. Fabbri, D. Piccolo

INFN Sezione di Genova ^a, Università di Genova ^b, Genova, Italy

R. Ferretti^{a,b}, F. Ferro^a, M. Lo Vetere^{a,b}, E. Robutti^a, S. Tosi^{a,b}

INFN Sezione di Milano-Bicocca ^a, Università di Milano-Bicocca ^b, Milano, Italy

M.E. Dinardo^{a,b}, S. Fiorendi^{a,b}, S. Gennai^{a,2}, R. Gerosa^{a,b,2}, A. Ghezzi^{a,b}, P. Govoni^{a,b}, M.T. Lucchini^{a,b,2}, S. Malvezzi^a, R.A. Manzoni^{a,b}, A. Martelli^{a,b}, B. Marzocchi^{a,b,2}, D. Menasce^a, L. Moroni^a, M. Paganoni^{a,b}, D. Pedrini^a, S. Ragazzi^{a,b}, N. Redaelli^a, T. Tabarelli de Fatis^{a,b}

INFN Sezione di Napoli ^a, Università di Napoli 'Federico II' ^b, Università della Basilicata (Potenza) ^c, Università G. Marconi (Roma) ^d, Napoli, Italy

S. Buontempo^a, N. Cavallo^{a,c}, S. Di Guida^{a,d,2}, F. Fabozzi^{a,c}, A.O.M. Iorio^{a,b}, L. Lista^a, S. Meola^{a,d,2}, M. Merola^a, P. Paolucci^{a,2}

INFN Sezione di Padova ^a, Università di Padova ^b, Università di Trento (Trento) ^c, Padova, Italy

P. Azzi^a, N. Bacchetta^a, M. Biasotto^{a,25}, D. Bisello^{a,b}, R. Carlin^{a,b}, P. Checchia^a, M. Dall'Osso^{a,b}, T. Dorigo^a, U. Dosselli^a, M. Galanti^{a,b}, F. Gasparini^{a,b}, U. Gasparini^{a,b},

P. Giubilato^{a,b}, A. Gozzelino^a, K. Kanishchev^{a,c}, S. Lacaprarà^a, M. Margoni^{a,b}, A.T. Meneguzzo^{a,b}, J. Pazzini^{a,b}, N. Pozzobon^{a,b}, P. Ronchese^{a,b}, F. Simonetto^{a,b}, E. Torassa^a, M. Tosi^{a,b}, P. Zotto^{a,b}, A. Zucchetta^{a,b}, G. Zumerle^{a,b}

INFN Sezione di Pavia ^a, Università di Pavia ^b, Pavia, Italy

M. Gabusi^{a,b}, S.P. Ratti^{a,b}, V. Re^a, C. Riccardi^{a,b}, P. Salvini^a, P. Vitulo^{a,b}

INFN Sezione di Perugia ^a, Università di Perugia ^b, Perugia, Italy

M. Biasini^{a,b}, G.M. Bilei^a, D. Ciangottini^{a,b,2}, L. Fanò^{a,b}, P. Lariccia^{a,b}, G. Mantovani^{a,b}, M. Menichelli^a, A. Saha^a, A. Santocchia^{a,b}, A. Spiezia^{a,b,2}

INFN Sezione di Pisa ^a, Università di Pisa ^b, Scuola Normale Superiore di Pisa ^c, Pisa, Italy

K. Androsov^{a,26}, P. Azzurri^a, G. Bagliesi^a, J. Bernardini^a, T. Boccali^a, G. Broccolo^{a,c}, R. Castaldi^a, M.A. Ciocci^{a,26}, R. Dell’Orso^a, S. Donato^{a,c,2}, F. Fiori^{a,c}, L. Foà^{a,c}, A. Giassi^a, M.T. Grippo^{a,26}, F. Ligabue^{a,c}, T. Lomtadze^a, L. Martini^{a,b}, A. Messineo^{a,b}, C.S. Moon^{a,27}, F. Palla^{a,2}, A. Rizzi^{a,b}, A. Savoy-Navarro^{a,28}, A.T. Serban^a, P. Spagnolo^a, P. Squillacioti^{a,26}, R. Tenchini^a, G. Tonelli^{a,b}, A. Venturi^a, P.G. Verdini^a, C. Vernieri^{a,c,2}

INFN Sezione di Roma ^a, Università di Roma ^b, Roma, Italy

L. Barone^{a,b}, F. Cavallari^a, G. D’imperio^{a,b}, D. Del Re^{a,b}, M. Diemoz^a, C. Jorda^a, E. Longo^{a,b}, F. Margaroli^{a,b}, P. Meridiani^a, F. Micheli^{a,b,2}, S. Nourbakhsh^{a,b}, G. Organtini^{a,b}, R. Paramatti^a, S. Rahatlou^{a,b}, C. Rovelli^a, F. Santanastasio^{a,b}, L. Soffi^{a,b,2}, P. Traczyk^{a,b,2}

INFN Sezione di Torino ^a, Università di Torino ^b, Università del Piemonte Orientale (Novara) ^c, Torino, Italy

N. Amapane^{a,b}, R. Arcidiacono^{a,c}, S. Argiro^{a,b}, M. Arneodo^{a,c}, R. Bellan^{a,b}, C. Biino^a, N. Cartiglia^a, S. Casasso^{a,b,2}, M. Costa^{a,b}, A. Degano^{a,b}, N. Demaria^a, L. Finco^{a,b,2}, C. Mariotti^a, S. Maselli^a, E. Migliore^{a,b}, V. Monaco^{a,b}, M. Musich^a, M.M. Obertino^{a,c,2}, G. Ortona^{a,b}, L. Pacher^{a,b}, N. Pastrone^a, M. Pelliccioni^a, G.L. Pinna Angioni^{a,b}, A. Potenza^{a,b}, A. Romero^{a,b}, M. Ruspa^{a,c}, R. Sacchi^{a,b}, A. Solano^{a,b}, A. Staiano^a, U. Tamponi^a

INFN Sezione di Trieste ^a, Università di Trieste ^b, Trieste, Italy

S. Belforte^a, V. Candelise^{a,b,2}, M. Casarsa^a, F. Cossutti^a, G. Della Ricca^{a,b}, B. Gobbo^a, C. La Licata^{a,b}, M. Marone^{a,b}, A. Schizzi^{a,b}, T. Umer^{a,b}, A. Zanetti^a

Kangwon National University, Chunchon, Korea

S. Chang, A. Kropivnitskaya, S.K. Nam

Kyungpook National University, Daegu, Korea

D.H. Kim, G.N. Kim, M.S. Kim, D.J. Kong, S. Lee, Y.D. Oh, H. Park, A. Sakharov, D.C. Son

Chonbuk National University, Jeonju, Korea

T.J. Kim

**Chonnam National University, Institute for Universe and Elementary Particles,
Kwangju, Korea**

J.Y. Kim, S. Song

Korea University, Seoul, Korea

S. Choi, D. Gyun, B. Hong, M. Jo, H. Kim, Y. Kim, B. Lee, K.S. Lee, S.K. Park, Y. Roh

University of Seoul, Seoul, Korea

M. Choi, J.H. Kim, I.C. Park, G. Ryu, M.S. Ryu

Sungkyunkwan University, Suwon, Korea

Y. Choi, Y.K. Choi, J. Goh, D. Kim, E. Kwon, J. Lee, H. Seo, I. Yu

Vilnius University, Vilnius, Lithuania

A. Juodagalvis

**National Centre for Particle Physics, Universiti Malaya, Kuala Lumpur,
Malaysia**

J.R. Komaragiri, M.A.B. Md Ali

Centro de Investigacion y de Estudios Avanzados del IPN, Mexico City, Mexico

E. Casimiro Linares, H. Castilla-Valdez, E. De La Cruz-Burelo, I. Heredia-de La Cruz²⁹,
A. Hernandez-Almada, R. Lopez-Fernandez, A. Sanchez-Hernandez

Universidad Iberoamericana, Mexico City, Mexico

S. Carrillo Moreno, F. Vazquez Valencia

Benemerita Universidad Autonoma de Puebla, Puebla, Mexico

I. Pedraza, H.A. Salazar Ibarguen

Universidad Autónoma de San Luis Potosí, San Luis Potosí, Mexico

A. Morelos Pineda

University of Auckland, Auckland, New Zealand

D. Krofcheck

University of Canterbury, Christchurch, New Zealand

P.H. Butler, S. Reucroft

National Centre for Physics, Quaid-I-Azam University, Islamabad, Pakistan

A. Ahmad, M. Ahmad, Q. Hassan, H.R. Hoorani, W.A. Khan, T. Khurshid, M. Shoaib

National Centre for Nuclear Research, Swierk, Poland

H. Bialkowska, M. Bluj, B. Boimska, T. Frueboes, M. Górski, M. Kazana, K. Nawrocki,
K. Romanowska-Rybinska, M. Szleper, P. Zalewski

**Institute of Experimental Physics, Faculty of Physics, University of Warsaw,
Warsaw, Poland**

G. Brona, K. Bunkowski, M. Cwiok, W. Dominik, K. Doroba, A. Kalinowski, M. Konecki,
J. Krolikowski, M. Misiura, M. Olszewski, W. Wolszczak

Laboratório de Instrumentação e Física Experimental de Partículas, Lisboa, Portugal

P. Bargassa, C. Beirão Da Cruz E Silva, P. Faccioli, P.G. Ferreira Parracho, M. Gallinaro, L. Lloret Iglesias, F. Nguyen, J. Rodrigues Antunes, J. Seixas, J. Varela, P. Vischia

Joint Institute for Nuclear Research, Dubna, Russia

S. Afanasiev, P. Bunin, M. Gavrilenko, I. Golutvin, I. Gorbunov, A. Kamenev, V. Karjavin, V. Konoplyanikov, A. Lanev, A. Malakhov, V. Matveev³⁰, P. Moisenz, V. Palichik, V. Perelygin, S. Shmatov, N. Skatchkov, V. Smirnov, A. Zarubin

Petersburg Nuclear Physics Institute, Gatchina (St. Petersburg), Russia

V. Golovtsov, Y. Ivanov, V. Kim³¹, P. Levchenko, V. Murzin, V. Oreshkin, I. Smirnov, V. Sulimov, L. Uvarov, S. Vavilov, A. Vorobyev, An. Vorobyev

Institute for Nuclear Research, Moscow, Russia

Yu. Andreev, A. Dermenev, S. Gninenko, N. Golubev, M. Kirsanov, N. Krasnikov, A. Pashenkov, D. Tlisov, A. Toropin

Institute for Theoretical and Experimental Physics, Moscow, Russia

V. Epshteyn, V. Gavrilov, N. Lychkovskaya, V. Popov, I. Pozdnyakov, G. Safronov, S. Semenov, A. Spiridonov, V. Stolin, E. Vlasov, A. Zhokin

P.N. Lebedev Physical Institute, Moscow, Russia

V. Andreev, M. Azarkin, I. Dremin, M. Kirakosyan, A. Leonidov, G. Mesyats, S.V. Rusakov, A. Vinogradov

Skobeltsyn Institute of Nuclear Physics, Lomonosov Moscow State University, Moscow, Russia

A. Belyaev, E. Boos, V. Bunichev, M. Dubinin³², L. Dudko, A. Gribushin, V. Klyukhin, O. Kodolova, I. Lokhtin, S. Obraztsov, M. Perfilov, S. Petrushanko, V. Savrin

State Research Center of Russian Federation, Institute for High Energy Physics, Protvino, Russia

I. Azhgirey, I. Bayshev, S. Bitioukov, V. Kachanov, A. Kalinin, D. Konstantinov, V. Krychkine, V. Petrov, R. Ryutin, A. Sobol, L. Tourtchanovitch, S. Troshin, N. Tyurin, A. Uzunian, A. Volkov

University of Belgrade, Faculty of Physics and Vinca Institute of Nuclear Sciences, Belgrade, Serbia

P. Adzic³³, M. Ekmedzic, J. Milosevic, V. Rekovic

Centro de Investigaciones Energéticas Medioambientales y Tecnológicas (CIEMAT), Madrid, Spain

J. Alcaraz Maestre, C. Battilana, E. Calvo, M. Cerrada, M. Chamizo Llatas, N. Colino, B. De La Cruz, A. Delgado Peris, D. Domínguez Vázquez, A. Escalante Del Valle, C. Fernandez Bedoya, J.P. Fernández Ramos, J. Flix, M.C. Fouz, P. Garcia-Abia, O. Gonzalez Lopez, S. Goy Lopez, J.M. Hernandez, M.I. Josa, E. Navarro De Martino, A. Pérez-Calero Yzquierdo, J. Puerta Pelayo, A. Quintario Olmeda, I. Redondo, L. Romero, M.S. Soares

Universidad Autónoma de Madrid, Madrid, Spain

C. Albajar, J.F. de Trocóniz, M. Missiroli, D. Moran

Universidad de Oviedo, Oviedo, Spain

H. Brun, J. Cuevas, J. Fernandez Menendez, S. Folgueras, I. Gonzalez Caballero

Instituto de Física de Cantabria (IFCA), CSIC-Universidad de Cantabria, Santander, Spain

J.A. Brochero Cifuentes, I.J. Cabrillo, A. Calderon, J. Duarte Campderros, M. Fernandez, G. Gomez, A. Graziano, A. Lopez Virto, J. Marco, R. Marco, C. Martinez Rivero, F. Matorras, F.J. Munoz Sanchez, J. Piedra Gomez, T. Rodrigo, A.Y. Rodríguez-Marrero, A. Ruiz-Jimeno, L. Scodellaro, I. Vila, R. Vilar Cortabitarte

CERN, European Organization for Nuclear Research, Geneva, Switzerland

D. Abbaneo, E. Auffray, G. Auzinger, M. Bachtis, P. Baillon, A.H. Ball, D. Barney, A. Benaglia, J. Bendavid, L. Benhabib, J.F. Benitez, C. Bernet⁷, P. Bloch, A. Bocci, A. Bonato, O. Bondu, C. Botta, H. Breuker, T. Camporesi, G. Cerminara, S. Colafranceschi³⁴, M. D'Alfonso, D. d'Enterria, A. Dabrowski, A. David, F. De Guio, A. De Roeck, S. De Visscher, E. Di Marco, M. Dobson, M. Dordevic, N. Dupont-Sagorin, A. Elliott-Peisert, J. Eugster, G. Franzoni, W. Funk, D. Gigi, K. Gill, D. Giordano, M. Girone, F. Glege, R. Guida, S. Gundacker, M. Guthoff, J. Hammer, M. Hansen, P. Harris, J. Hegeman, V. Innocente, P. Janot, K. Kousouris, K. Krajczar, P. Lecoq, C. Lourenço, N. Magini, L. Malgeri, M. Mannelli, J. Marrouche, L. Masetti, F. Meijers, S. Mersi, E. Meschi, F. Moortgat, S. Morovic, M. Mulders, P. Musella, L. Orsini, L. Pape, E. Perez, L. Perrozzi, A. Petrilli, G. Petrucciani, A. Pfeiffer, M. Pierini, M. Pimiä, D. Piparo, M. Plagge, A. Racz, G. Rolandi³⁵, M. Rovere, H. Sakulin, C. Schäfer, C. Schwick, A. Sharma, P. Siegrist, P. Silva, M. Simon, P. Sphicas³⁶, D. Spiga, J. Steggemann, B. Stieger, M. Stoye, Y. Takahashi, D. Treille, A. Tsirou, G.I. Veres¹⁷, N. Wardle, H.K. Wöhri, H. Wollny, W.D. Zeuner

Paul Scherrer Institut, Villigen, Switzerland

W. Bertl, K. Deiters, W. Erdmann, R. Horisberger, Q. Ingram, H.C. Kaestli, D. Kotlinski, U. Langenegger, D. Renker, T. Rohe

Institute for Particle Physics, ETH Zurich, Zurich, Switzerland

F. Bachmair, L. Bäni, L. Bianchini, M.A. Buchmann, B. Casal, N. Chanon, G. Dissertori, M. Dittmar, M. Donegà, M. Dünser, P. Eller, C. Grab, D. Hits, J. Hoss, W. Luster, B. Mangano, A.C. Marini, P. Martinez Ruiz del Arbol, M. Masciovecchio, D. Meister, N. Mohr, C. Nägeli³⁷, F. Nessi-Tedaldi, F. Pandolfi, F. Pauss, M. Peruzzi, M. Quittnat, L. Rebane, M. Rossini, A. Starodumov³⁸, M. Takahashi, K. Theofilatos, R. Wallny, H.A. Weber

Universität Zürich, Zurich, Switzerland

C. AMSLER³⁹, M.F. Canelli, V. Chiochia, A. De Cosa, A. Hinzmann, T. Hreus, B. Kilminster, C. Lange, B. Millan Mejias, J. Ngadiuba, D. Pinna, P. Robmann, F.J. Ronga, S. Taroni, M. Verzetti, Y. Yang

National Central University, Chung-Li, Taiwan

M. Cardaci, K.H. Chen, C. Ferro, C.M. Kuo, W. Lin, Y.J. Lu, R. Volpe, S.S. Yu

National Taiwan University (NTU), Taipei, Taiwan

P. Chang, Y.H. Chang, Y.W. Chang, Y. Chao, K.F. Chen, P.H. Chen, C. Dietz, U. Grundler, W.-S. Hou, K.Y. Kao, Y.F. Liu, R.-S. Lu, D. Majumder, E. Petrakou, Y.M. Tzeng, R. Wilken

Chulalongkorn University, Faculty of Science, Department of Physics, Bangkok, Thailand

B. Asavapibhop, G. Singh, N. Srimanobhas, N. Suwonjandee

Cukurova University, Adana, Turkey

A. Adiguzel, M.N. Bakirci⁴⁰, S. Cerci⁴¹, C. Dozen, I. Dumanoglu, E. Eskut, S. Girgis, G. Gokbulut, E. Gurpinar, I. Hos, E.E. Kangal, A. Kayis Topaksu, G. Onengut⁴², K. Ozdemir, S. Ozturk⁴⁰, A. Polatoz, D. Sunar Cerci⁴¹, B. Tali⁴¹, H. Topakli⁴⁰, M. Vergili

Middle East Technical University, Physics Department, Ankara, Turkey

I.V. Akin, B. Bilin, S. Bilmis, H. Gamsizkan⁴³, B. Isildak⁴⁴, G. Karapinar⁴⁵, K. Ocalan⁴⁶, S. Sekmen, U.E. Surat, M. Yalvac, M. Zeyrek

Bogazici University, Istanbul, Turkey

E.A. Albayrak⁴⁷, E. Gülmez, M. Kaya⁴⁸, O. Kaya⁴⁹, T. Yetkin⁵⁰

Istanbul Technical University, Istanbul, Turkey

K. Cankocak, F.I. Vardarli

National Scientific Center, Kharkov Institute of Physics and Technology, Kharkov, Ukraine

L. Levchuk, P. Sorokin

University of Bristol, Bristol, United Kingdom

J.J. Brooke, E. Clement, D. Cussans, H. Flacher, J. Goldstein, M. Grimes, G.P. Heath, H.F. Heath, J. Jacob, L. Kreczko, C. Lucas, Z. Meng, D.M. Newbold⁵¹, S. Paramesvaran, A. Poll, T. Sakuma, S. Senkin, V.J. Smith, T. Williams

Rutherford Appleton Laboratory, Didcot, United Kingdom

K.W. Bell, A. Belyaev⁵², C. Brew, R.M. Brown, D.J.A. Cockerill, J.A. Coughlan, K. Harder, S. Harper, E. Olaiya, D. Petyt, C.H. Shepherd-Themistocleous, A. Thea, I.R. Tomalin, W.J. Womersley, S.D. Worm

Imperial College, London, United Kingdom

M. Baber, R. Bainbridge, O. Buchmuller, D. Burton, D. Colling, N. Cripps, M. Cutajar, P. Dauncey, G. Davies, M. Della Negra, P. Dunne, W. Ferguson, J. Fulcher, D. Futyan, G. Hall, G. Iles, M. Jarvis, G. Karapostoli, M. Kenzie, R. Lane, R. Lucas⁵¹, L. Lyons, A.-M. Magnan, S. Malik, B. Mathias, J. Nash, A. Nikitenko³⁸, J. Pela, M. Pesaresi, K. Petridis, D.M. Raymond, S. Rogerson, A. Rose, C. Seez, P. Sharp[†], A. Tapper, M. Vazquez Acosta, T. Virdee, S.C. Zenz

Brunel University, Uxbridge, United Kingdom

J.E. Cole, P.R. Hobson, A. Khan, P. Kyberd, D. Leggat, D. Leslie, I.D. Reid, P. Symonds, L. Teodorescu, M. Turner

Baylor University, Waco, USA

J. Dittmann, K. Hatakeyama, A. Kasmi, H. Liu, T. Scarborough

The University of Alabama, Tuscaloosa, USA

O. Charaf, S.I. Cooper, C. Henderson, P. Rumerio

Boston University, Boston, USA

A. Avetisyan, T. Bose, C. Fantasia, P. Lawson, C. Richardson, J. Rohlf, J. St. John, L. Sulak

Brown University, Providence, USA

J. Alimena, E. Berry, S. Bhattacharya, G. Christopher, D. Cutts, Z. Demiragli, N. Dhingra, A. Ferapontov, A. Garabedian, U. Heintz, G. Kukartsev, E. Laird, G. Landsberg, M. Luk, M. Narain, M. Segala, T. Sinthuprasith, T. Speer, J. Swanson

University of California, Davis, Davis, USA

R. Breedon, G. Breto, M. Calderon De La Barca Sanchez, S. Chauhan, M. Chertok, J. Conway, R. Conway, P.T. Cox, R. Erbacher, M. Gardner, W. Ko, R. Lander, T. Miceli, M. Mulhearn, D. Pellett, J. Pilot, F. Ricci-Tam, M. Searle, S. Shalhout, J. Smith, M. Squires, D. Stolp, M. Tripathi, S. Wilbur, R. Yohay

University of California, Los Angeles, USA

R. Cousins, P. Everaerts, C. Farrell, J. Hauser, M. Ignatenko, G. Rakness, E. Takasugi, V. Valuev, M. Weber

University of California, Riverside, Riverside, USA

K. Burt, R. Clare, J. Ellison, J.W. Gary, G. Hanson, J. Heilman, M. Ivova Rikova, P. Jandir, E. Kennedy, F. Lacroix, O.R. Long, A. Luthra, M. Malberti, M. Olmedo Negrete, A. Shrinivas, S. Sumowidagdo, S. Wimpenny

University of California, San Diego, La Jolla, USA

J.G. Branson, G.B. Cerati, S. Cittolin, R.T. D'Agnolo, A. Holzner, R. Kelley, D. Klein, J. Letts, I. Macneill, D. Olivito, S. Padhi, C. Palmer, M. Pieri, M. Sani, V. Sharma, S. Simon, E. Sudano, M. Tadel, Y. Tu, A. Vartak, C. Welke, F. Würthwein, A. Yagil

University of California, Santa Barbara, Santa Barbara, USA

D. Barge, J. Bradmiller-Feld, C. Campagnari, T. Danielson, A. Dishaw, V. Dutta, K. Flowers, M. Franco Sevilla, P. Geffert, C. George, F. Golf, L. Gouskos, J. Incandela, C. Justus, N. Mccoll, J. Richman, D. Stuart, W. To, C. West, J. Yoo

California Institute of Technology, Pasadena, USA

A. Apresyan, A. Bornheim, J. Bunn, Y. Chen, J. Duarte, A. Mott, H.B. Newman, C. Pena, C. Rogan, M. Spiropulu, V. Timciuc, J.R. Vlimant, R. Wilkinson, S. Xie, R.Y. Zhu

Carnegie Mellon University, Pittsburgh, USA

V. Azzolini, A. Calamba, B. Carlson, T. Ferguson, Y. Iiyama, M. Paulini, J. Russ, H. Vogel, I. Vorobiev

University of Colorado at Boulder, Boulder, USA

J.P. Cumalat, W.T. Ford, A. Gaz, M. Krohn, E. Luiggi Lopez, U. Nauenberg, J.G. Smith, K. Stenson, K.A. Ulmer, S.R. Wagner

Cornell University, Ithaca, USA

J. Alexander, A. Chatterjee, J. Chaves, J. Chu, S. Dittmer, N. Eggert, N. Mirman, G. Nicolas Kaufman, J.R. Patterson, A. Ryd, E. Salvati, L. Skinnari, W. Sun, W.D. Teo, J. Thom, J. Thompson, J. Tucker, Y. Weng, L. Winstrom, P. Wittich

Fairfield University, Fairfield, USA

D. Winn

Fermi National Accelerator Laboratory, Batavia, USA

S. Abdullin, M. Albrow, J. Anderson, G. Apollinari, L.A.T. Bauerdick, A. Beretvas, J. Berryhill, P.C. Bhat, G. Bolla, K. Burkett, J.N. Butler, H.W.K. Cheung, F. Chlebana, S. Cihangir, V.D. Elvira, I. Fisk, J. Freeman, Y. Gao, E. Gottschalk, L. Gray, D. Green, S. Grünendahl, O. Gutsche, J. Hanlon, D. Hare, R.M. Harris, J. Hirschauer, B. Hooberman, S. Jindariani, M. Johnson, U. Joshi, K. Kaadze, B. Klima, B. Kreis, S. Kwan[†], J. Linacre, D. Lincoln, R. Lipton, T. Liu, J. Lykken, K. Maeshima, J.M. Marraffino, V.I. Martinez Outschoorn, S. Maruyama, D. Mason, P. McBride, P. Merkel, K. Mishra, S. Mrenna, Y. Musienko³⁰, S. Nahn, C. Newman-Holmes, V. O'Dell, O. Prokofyev, E. Sexton-Kennedy, S. Sharma, A. Soha, W.J. Spalding, L. Spiegel, L. Taylor, S. Tkaczyk, N.V. Tran, L. Uplegger, E.W. Vaandering, R. Vidal, A. Whitbeck, J. Whitmore, F. Yang

University of Florida, Gainesville, USA

D. Acosta, P. Avery, P. Bortignon, D. Bourilkov, M. Carver, D. Curry, S. Das, M. De Gruttola, G.P. Di Giovanni, R.D. Field, M. Fisher, I.K. Furic, J. Hugon, J. Konigsberg, A. Korytov, T. Kypreos, J.F. Low, K. Matchev, H. Mei, P. Milenovic⁵³, G. Mitselmakher, L. Muniz, A. Rinkevicius, L. Shchutska, M. Snowball, D. Sperka, J. Yelton, M. Zakaria

Florida International University, Miami, USA

S. Hewamanage, S. Linn, P. Markowitz, G. Martinez, J.L. Rodriguez

Florida State University, Tallahassee, USA

T. Adams, A. Askew, J. Bochenek, B. Diamond, J. Haas, S. Hagopian, V. Hagopian, K.F. Johnson, H. Prosper, V. Veeraraghavan, M. Weinberg

Florida Institute of Technology, Melbourne, USA

M.M. Baarmand, M. Hohlmann, H. Kalakhety, F. Yumiceva

University of Illinois at Chicago (UIC), Chicago, USA

M.R. Adams, L. Apanasevich, D. Berry, R.R. Betts, I. Bucinskaite, R. Cavanaugh, O. Evdokimov, L. Gauthier, C.E. Gerber, D.J. Hofman, P. Kurt, D.H. Moon, C. O'Brien, I.D. Sandoval Gonzalez, C. Silkworth, P. Turner, N. Varelas

The University of Iowa, Iowa City, USA

B. Bilki⁵⁴, W. Clarida, K. Dilsiz, F. Duru, M. Haytmyradov, J.-P. Merlo, H. Mermerkaya⁵⁵, A. Mestvirishvili, A. Moeller, J. Nachtman, H. Ogul, Y. Onel, F. Ozok⁴⁷, A. Penzo, R. Rahmat, S. Sen, P. Tan, E. Tiras, J. Wetzel, K. Yi

Johns Hopkins University, Baltimore, USA

B.A. Barnett, B. Blumenfeld, S. Bolognesi, D. Fehling, A.V. Gritsan, P. Maksimovic, C. Martin, M. Swartz

The University of Kansas, Lawrence, USA

P. Baringer, A. Bean, G. Benelli, C. Bruner, R.P. Kenny III, M. Malek, M. Murray, D. Noonan, S. Sanders, J. Sekaric, R. Stringer, Q. Wang, J.S. Wood

Kansas State University, Manhattan, USA

I. Chakaberia, A. Ivanov, S. Khalil, M. Makouski, Y. Maravin, L.K. Saini, S. Shrestha, N. Skhirtladze, I. Svintradze

Lawrence Livermore National Laboratory, Livermore, USA

J. Gronberg, D. Lange, F. Rebassoo, D. Wright

University of Maryland, College Park, USA

A. Baden, A. Belloni, B. Calvert, S.C. Eno, J.A. Gomez, N.J. Hadley, R.G. Kellogg, T. Kolberg, Y. Lu, M. Marionneau, A.C. Mignerey, K. Pedro, A. Skuja, M.B. Tonjes, S.C. Tonwar

Massachusetts Institute of Technology, Cambridge, USA

A. Apyan, R. Barbieri, G. Bauer, W. Busza, I.A. Cali, M. Chan, L. Di Matteo, G. Gomez Ceballos, M. Goncharov, D. Gulhan, M. Klute, Y.S. Lai, Y.-J. Lee, A. Levin, P.D. Luckey, T. Ma, C. Paus, D. Ralph, C. Roland, G. Roland, G.S.F. Stephans, F. Stöckli, K. Sumorok, D. Velicanu, J. Veverka, B. Wyslouch, M. Yang, M. Zanetti, V. Zhukova

University of Minnesota, Minneapolis, USA

B. Dahmes, A. Gude, S.C. Kao, K. Klapoetke, Y. Kubota, J. Mans, N. Pastika, R. Rusack, A. Singovsky, N. Tambe, J. Turkewitz

University of Mississippi, Oxford, USA

J.G. Acosta, S. Oliveros

University of Nebraska-Lincoln, Lincoln, USA

E. Avdeeva, K. Bloom, S. Bose, D.R. Claes, A. Dominguez, R. Gonzalez Suarez, J. Keller, D. Knowlton, I. Kravchenko, J. Lazo-Flores, S. Malik, F. Meier, F. Ratnikov, G.R. Snow, M. Zvada

State University of New York at Buffalo, Buffalo, USA

J. Dolen, A. Godshalk, I. Iashvili, A. Kharchilava, A. Kumar, S. Rappoccio

Northeastern University, Boston, USA

G. Alverson, E. Barberis, D. Baumgartel, M. Chasco, J. Haley, A. Massironi, D.M. Morse, D. Nash, T. Orimoto, D. Trocino, R.-J. Wang, D. Wood, J. Zhang

Northwestern University, Evanston, USA

K.A. Hahn, A. Kubik, N. Mucia, N. Odell, B. Pollack, A. Pozdnyakov, M. Schmitt, S. Stoynev, K. Sung, M. Velasco, S. Won

University of Notre Dame, Notre Dame, USA

A. Brinkerhoff, K.M. Chan, A. Drozdetskiy, M. Hildreth, C. Jessop, D.J. Karmgard, N. Kellams, K. Lannon, W. Luo, S. Lynch, N. Marinelli, T. Pearson, M. Planer, R. Ruchti, N. Valls, M. Wayne, M. Wolf, A. Woodard

The Ohio State University, Columbus, USA

L. Antonelli, J. Brinson, B. Bylsma, L.S. Durkin, S. Flowers, A. Hart, C. Hill, R. Hughes, K. Kotov, T.Y. Ling, D. Puigh, M. Rodenburg, G. Smith, B.L. Winer, H. Wolfe, H.W. Wulsin

Princeton University, Princeton, USA

O. Driga, P. Elmer, J. Hardenbrook, P. Hebda, A. Hunt, S.A. Koay, P. Lujan, D. Marlow, T. Medvedeva, M. Mooney, J. Olsen, P. Piroué, X. Quan, H. Saka, D. Stickland², C. Tully, J.S. Werner, A. Zuranski

University of Puerto Rico, Mayaguez, USA

E. Brownson, H. Mendez, J.E. Ramirez Vargas

Purdue University, West Lafayette, USA

V.E. Barnes, D. Benedetti, D. Bortoletto, M. De Mattia, L. Gutay, Z. Hu, M.K. Jha, M. Jones, K. Jung, M. Kress, N. Leonardo, D. Lopes Pegna, V. Maroussov, D.H. Miller, N. Neumeister, B.C. Radburn-Smith, X. Shi, I. Shipsey, D. Silvers, A. Svyatkovskiy, F. Wang, W. Xie, L. Xu, H.D. Yoo, J. Zablocki, Y. Zheng

Purdue University Calumet, Hammond, USA

N. Parashar, J. Stupak

Rice University, Houston, USA

A. Adair, B. Akgun, K.M. Ecklund, F.J.M. Geurts, W. Li, B. Michlin, B.P. Padley, R. Redjimi, J. Roberts, J. Zabel

University of Rochester, Rochester, USA

B. Betchart, A. Bodek, R. Covarelli, P. de Barbaro, R. Demina, Y. Eshaq, T. Ferbel, A. Garcia-Bellido, P. Goldenzweig, J. Han, A. Harel, A. Khukhunaishvili, S. Korjenevski, G. Petrillo, D. Vishnevskiy

The Rockefeller University, New York, USA

R. Ciesielski, L. Demortier, K. Goulianos, G. Lungu, C. Mesropian

Rutgers, The State University of New Jersey, Piscataway, USA

S. Arora, A. Barker, J.P. Chou, C. Contreras-Campana, E. Contreras-Campana, D. Duggan, D. Ferencek, Y. Gershtein, R. Gray, E. Halkiadakis, D. Hidas, S. Kaplan, A. Lath, S. Panwalkar, M. Park, R. Patel, S. Salur, S. Schnetzer, S. Somalwar, R. Stone, S. Thomas, P. Thomassen, M. Walker

University of Tennessee, Knoxville, USA

K. Rose, S. Spanier, A. York

Texas A&M University, College Station, USA

O. Bouhali⁵⁶, A. Castaneda Hernandez, R. Eusebi, W. Flanagan, J. Gilmore, T. Kamon⁵⁷, V. Khotilovich, V. Krutelyov, R. Montalvo, I. Osipenkov, Y. Pakhotin, A. Perloff, J. Roe, A. Rose, A. Safonov, I. Suarez, A. Tatarinov

Texas Tech University, Lubbock, USA

N. Akchurin, C. Cowden, J. Damgov, C. Dragoiu, P.R. Duderø, J. Faulkner, K. Kovitangoon, S. Kunori, S.W. Lee, T. Libeiro, I. Volobouev

Vanderbilt University, Nashville, USA

E. Appelt, A.G. Delannoy, S. Greene, A. Gurrola, W. Johns, C. Maguire, Y. Mao, A. Melo, M. Sharma, P. Sheldon, B. Snook, S. Tuo, J. Velkovska

University of Virginia, Charlottesville, USA

M.W. Arenton, S. Boutle, B. Cox, B. Francis, J. Goodell, R. Hirosky, A. Ledovskoy, H. Li, C. Lin, C. Neu, J. Wood

Wayne State University, Detroit, USA

C. Clarke, R. Harr, P.E. Karchin, C. Kottachchi Kankanamge Don, P. Lamichhane, J. Sturdy

University of Wisconsin, Madison, USA

D.A. Belknap, D. Carlsmith, M. Cepeda, S. Dasu, L. Dodd, S. Duric, E. Friis, R. Hall-Wilton, M. Herndon, A. Hervé, P. Klabbers, A. Lanaro, C. Lazaridis, A. Levine, R. Lovelless, A. Mohapatra, I. Ojalvo, T. Perry, G.A. Pierro, G. Polese, I. Ross, T. Sarangi, A. Savin, W.H. Smith, D. Taylor, P. Verwilligen, C. Vuosalo, N. Woods

†: Deceased

1: Also at Vienna University of Technology, Vienna, Austria

2: Also at CERN, European Organization for Nuclear Research, Geneva, Switzerland

3: Also at Institut Pluridisciplinaire Hubert Curien, Université de Strasbourg, Université de Haute Alsace Mulhouse, CNRS/IN2P3, Strasbourg, France

4: Also at National Institute of Chemical Physics and Biophysics, Tallinn, Estonia

5: Also at Skobeltsyn Institute of Nuclear Physics, Lomonosov Moscow State University, Moscow, Russia

6: Also at Universidade Estadual de Campinas, Campinas, Brazil

7: Also at Laboratoire Leprince-Ringuet, Ecole Polytechnique, IN2P3-CNRS, Palaiseau, France

8: Also at Joint Institute for Nuclear Research, Dubna, Russia

9: Also at Suez University, Suez, Egypt

10: Also at Cairo University, Cairo, Egypt

11: Also at Fayoum University, El-Fayoum, Egypt

12: Also at British University in Egypt, Cairo, Egypt

13: Now at Ain Shams University, Cairo, Egypt

14: Also at Université de Haute Alsace, Mulhouse, France

15: Also at Brandenburg University of Technology, Cottbus, Germany

- 16: Also at Institute of Nuclear Research ATOMKI, Debrecen, Hungary
- 17: Also at Eötvös Loránd University, Budapest, Hungary
- 18: Also at University of Debrecen, Debrecen, Hungary
- 19: Also at University of Visva-Bharati, Santiniketan, India
- 20: Now at King Abdulaziz University, Jeddah, Saudi Arabia
- 21: Also at University of Ruhuna, Matara, Sri Lanka
- 22: Also at Isfahan University of Technology, Isfahan, Iran
- 23: Also at University of Tehran, Physics Department, Tehran, Iran
- 24: Also at Plasma Physics Research Center, Science and Research Branch, Islamic Azad University, Tehran, Iran
- 25: Also at Laboratori Nazionali di Legnaro dell'INFN, Legnaro, Italy
- 26: Also at Università degli Studi di Siena, Siena, Italy
- 27: Also at Centre National de la Recherche Scientifique (CNRS) - IN2P3, Paris, France
- 28: Also at Purdue University, West Lafayette, USA
- 29: Also at Universidad Michoacana de San Nicolas de Hidalgo, Morelia, Mexico
- 30: Also at Institute for Nuclear Research, Moscow, Russia
- 31: Also at St. Petersburg State Polytechnical University, St. Petersburg, Russia
- 32: Also at California Institute of Technology, Pasadena, USA
- 33: Also at Faculty of Physics, University of Belgrade, Belgrade, Serbia
- 34: Also at Facoltà Ingegneria, Università di Roma, Roma, Italy
- 35: Also at Scuola Normale e Sezione dell'INFN, Pisa, Italy
- 36: Also at University of Athens, Athens, Greece
- 37: Also at Paul Scherrer Institut, Villigen, Switzerland
- 38: Also at Institute for Theoretical and Experimental Physics, Moscow, Russia
- 39: Also at Albert Einstein Center for Fundamental Physics, Bern, Switzerland
- 40: Also at Gaziosmanpasa University, Tokat, Turkey
- 41: Also at Adiyaman University, Adiyaman, Turkey
- 42: Also at Cag University, Mersin, Turkey
- 43: Also at Anadolu University, Eskisehir, Turkey
- 44: Also at Ozyegin University, Istanbul, Turkey
- 45: Also at Izmir Institute of Technology, Izmir, Turkey
- 46: Also at Necmettin Erbakan University, Konya, Turkey
- 47: Also at Mimar Sinan University, Istanbul, Istanbul, Turkey
- 48: Also at Marmara University, Istanbul, Turkey
- 49: Also at Kafkas University, Kars, Turkey
- 50: Also at Yildiz Technical University, Istanbul, Turkey
- 51: Also at Rutherford Appleton Laboratory, Didcot, United Kingdom
- 52: Also at School of Physics and Astronomy, University of Southampton, Southampton, United Kingdom
- 53: Also at University of Belgrade, Faculty of Physics and Vinca Institute of Nuclear Sciences, Belgrade, Serbia
- 54: Also at Argonne National Laboratory, Argonne, USA
- 55: Also at Erzincan University, Erzincan, Turkey
- 56: Also at Texas A&M University at Qatar, Doha, Qatar
- 57: Also at Kyungpook National University, Daegu, Korea