

## AMUSE-VIRGO. II. DOWN-SIZING IN BLACK HOLE ACCRETION

ELENA GALLO<sup>1,6</sup>, TOMMASO TREU<sup>2,7</sup>, PHILIP J. MARSHALL<sup>3,8</sup>, JONG-HAK WOO<sup>4</sup>, CHRISTIAN LEIPSKI<sup>5</sup>, AND ROBERT ANTONUCCI<sup>2</sup><sup>1</sup> MIT Kavli Institute for Astrophysics and Space Research, 70 Vassar St., Cambridge, MA 02139, USA<sup>2</sup> Physics Department, University of California, Santa Barbara, CA 93106, USA<sup>3</sup> Kavli Institute for Particle Astrophysics and Cosmology, Menlo Park, CA 94025, USA<sup>4</sup> Astronomy Program, Department of Physics and Astronomy, Seoul National University, Seoul, Korea<sup>5</sup> Max Planck Institute for Astronomy, Königstuhl 17, D-69117 Heidelberg, Germany

Received 2009 October 30; accepted 2010 March 4; published 2010 April 6

## ABSTRACT

We complete the census of nuclear X-ray activity in 100 early-type Virgo galaxies observed by the *Chandra X-ray Telescope* as part of the AMUSE-Virgo survey, down to a ( $3\sigma$ ) limiting luminosity of  $3.7 \times 10^{38}$  erg s<sup>-1</sup> over 0.5–7 keV. The stellar mass distribution of the targeted sample, which is mostly composed of formally “inactive” galaxies, peaks below  $10^{10} M_{\odot}$ , a regime where the very existence of nuclear supermassive black holes (SMBHs) is debated. Out of 100 objects, 32 show a nuclear X-ray source, including 6 hybrid nuclei which also host a massive nuclear cluster as visible from archival *Hubble Space Telescope* images. After carefully accounting for contamination from nuclear low-mass X-ray binaries based on the shape and normalization of their X-ray luminosity function (XLF), we conclude that between 24% and 34% of the galaxies in our sample host an X-ray active SMBH (at the 95% confidence level). This sets a firm lower limit to the black hole (BH) occupation fraction in nearby bulges within a cluster environment. The differential logarithmic XLF of active SMBHs scales with the X-ray luminosity as  $L_X^{-0.4 \pm 0.1}$  up to  $10^{42}$  erg s<sup>-1</sup>. At face value, the active fraction—down to our luminosity limit—is found to increase with host stellar mass. However, taking into account selection effects, we find that the average Eddington-scaled X-ray luminosity scales with BH mass as  $M_{\text{BH}}^{-0.62^{+0.13}_{-0.12}}$ , with an intrinsic scatter of  $0.46^{+0.08}_{-0.06}$  dex. This finding can be interpreted as observational evidence for “down-sizing” of BH accretion in local early types, that is, low-mass BHs shine relatively closer to their Eddington limit than higher mass objects. As a consequence, the fraction of active galaxies, defined as those above a fixed X-ray Eddington ratio, *decreases* with increasing BH mass.

*Key words:* black hole physics – galaxies: clusters: individual (Virgo)*Online-only material:* color figures

## 1. INTRODUCTION

Historically speaking, active galaxies are characterized by compact nuclei with abnormally high luminosity and fast variability ascribed to accretion of mass onto a supermassive black hole (SMBH). While the term AGNs (active galactic nuclei) generally refers to nuclear luminosities in excess of  $10^{43-44}$  erg s<sup>-1</sup>, the distinction between active and inactive is rather arbitrary, that is, it is set by our ability to detect and interpret signatures of accretion-powered activity. From elaboration of the Soltan argument (Soltan 1982), it follows that, since black holes (BHs) have grown mostly via radiatively efficient accretion as powerful quasars (e.g., Yu & Tremaine 2002; Marconi et al. 2004; Merloni & Heinz 2008; Shankar et al. 2009), nearby galaxies ought to harbor, if anything, only weakly accreting BHs. The alleged ubiquity of SMBHs at the center of (massive) galaxies, together with the realization that BHs play a crucial role in regulating the assembly history and evolution of their hosts (Kormendy & Richstone 1995; Kormendy et al. 1997; Magorrian et al. 1998; Gebhardt et al. 2000; Ferrarese & Merritt 2000; McLure & Dunlop 2002; Marconi & Hunt 2003; Ferrarese & Ford 2005; Gültekin et al. 2009), has spurred a series of searches for active nuclei in the nearby universe at different wavelengths, each with its own advantages and limitations. In particular, the low-mass end of the BH mass function in the local universe (Greene & Ho 2007,

2009) remains poorly constrained, and can only be explored indirectly, as even the highest angular resolution attainable with current instrumentation is not sufficient to go after a  $\lesssim 10^6 M_{\odot}$  BH through resolved stellar kinematics, except for exceptionally nearby systems (see Bentz et al. 2009 for nearby, reverberation-mapped AGNs).

Amongst the general population of galaxies, optical studies suggest that nuclear activity is quite common (43% of all galaxies in the Palomar sample; Ho et al. 1997; Ho 2008). The percentage rises substantially in galaxies with a prominent bulge component, approaching 70% for Hubble types E-Sb. The dependence of the nuclear properties on Hubble type—with late-type objects displaying active fractions as low as 10%—has been confirmed by numerous other studies (e.g., Kauffmann et al. 2003; Miller et al. 2003; Decarli et al. 2007), although a recent work based on high-resolution mid-infrared spectrometry of a sample of (32) inactive galaxies, suggests that the AGN detection rate in late-type galaxies is possibly 4 times larger than what optical observations alone indicate (Satyapal et al. 2008). Since the enormous wealth of data from the Sloan Digital Sky Survey (SDSS) became available, various environmental effects on nuclear activity have been investigated, such as host galaxy properties (Kauffmann et al. 2003, 2004, 2008; Rich et al. 2005; Kewley et al. 2006; Schawinski et al. 2007, 2009), local density, and large-scale environment (Kauffmann et al. 2003, 2004; Constantin & Vogeley 2006; Constantin et al. 2008; Choi et al. 2009). While AGNs were first discovered as powerful, unresolved optical sources at the center of galaxies, emission at higher frequencies, hard X-rays and gamma rays, is

<sup>6</sup> Hubble Fellow.<sup>7</sup> Packard Fellow.<sup>8</sup> Kavli Fellow.

almost univocally associated with nonthermal processes related to accretion, such as Comptonization of thermal photons in a hot electron–positron plasma. Hard X-rays in particular offer a clean-cut diagnostic, and a relatively unexplored one, to pinpoint low accretion power SMBHs in nearby galaxies. So far, searches for nuclear X-ray sources in formally inactive galaxies have been somewhat sparse and focused on the high-mass end of the local population. Prior to the launch of *Chandra* and *XMM-Newton*, such observations were effectively limited to X-ray luminosities  $\gtrsim 10^{40}$  erg s<sup>-1</sup> even in the nearest elliptical galaxies (e.g., Canizares et al. 1987; Fabbiano 1993; Fabbiano & Juda 1997; Allen et al. 2000). Due to the lack of sensitivity and angular resolution, earlier missions were necessarily deemed to confusion between accretion-powered sources of various nature, most notably nuclear versus off-nuclear, and also thermally emitting gas. As an example, Roberts & Warwick (2000) report on the detection of 54 X-ray cores out of 83 Palomar galaxies targeted by *ROSAT*. As also noted by Ho (2008), a significant (dominant, we argue) fraction of the cores’ X-ray flux may be due to unresolved emission from X-ray binaries. The greatly improved sensitivity and angular resolution of *Chandra* and *XMM-Newton* have made it possible to investigate nuclear emission associated with SMBHs of orders of magnitude deeper, effectively bridging the gap between AGNs and inactive galaxies (e.g., Di Matteo et al. 2000, 2001, 2003; Ho et al. 2001; Loewenstein et al. 2001; Sarazin et al. 2001; Fabbiano et al. 2003, 2004; Terashima & Wilson 2003; Pellegrini 2005; Soria et al. 2006a, 2006b; Santra et al. 2007; Pellegrini et al. 2007; Ghosh et al. 2008; Zhang et al. 2009).

Direct measurements of bolometric Eddington ratios in bona fide AGNs are typically no lower than  $10^{-3}$  (e.g., Woo & Urry 2002; Kollmeier et al. 2006; Heckman et al. 2004). As a comparison, the inferred Eddington-scaled X-ray luminosities of inactive galaxies—that is, of their nuclear SMBHs—are as low as  $10^{-8}$ : in those massive elliptical galaxies where the temperature and density profiles of the thermally emitting gas can be reconstructed and used to estimate the inner gas reservoir available to accretion, the measured nuclear X-ray luminosities are orders of magnitude lower than expected from Bondi-type accretion onto the nuclear SMBH (e.g., Pellegrini 2005; Soria et al. 2006a, 2006b). However, most X-ray studies target massive nearby elliptical galaxies, and are thus biased toward the high-mass end of the SMBH mass function. In order to expand our knowledge about BH demographics in the local universe, it is necessary to explore both the low-mass and the low-luminosity end of the distribution.

Even in the nearby universe, pushing the threshold down to X-ray luminosities as low as a few  $10^{38}$  erg s<sup>-1</sup> necessarily means facing contamination from bright X-ray binaries within the instrument point-spread function (PSF). This problem has been touched upon in a recent work by Zhang et al. (2009), who collected archival *Chandra* observations of 187 galaxies (both late and early types) within 15 Mpc. Eighty-six of them host nuclear X-ray cores, the majority of which, based on the fitted slope of their differential luminosity function, are attributed to low-level accretion onto SMBHs, rather than to X-ray binaries. The issue of X-ray binary contamination becomes particularly delicate when the inferred X-ray active fractions are used to place constraints on the local BH occupation fraction. From an observational standpoint, the very existence of SMBHs in nearby dwarf galaxies remains a matter of investigation. Ferrarese et al. (2006a) argue that the creation of a “central massive object,” be it a BH or a compact stellar

nucleus, would be the natural byproduct of galaxy evolution, with the former being more common in massive bright galaxies (with absolute  $B$  magnitude  $M_B$  brighter than  $-20$ ), and the latter dominating—possibly taking over—at magnitudes fainter than  $-18$  (see also Wehner & Harris 2006 and Kormendy et al. 2009). Massive nuclear star clusters (e.g., Seth et al. 2008, 2010; Graham & Spitler 2009), with inferred radii around a few tens of pc, become increasingly prominent down the mass function. When dealing with faint X-ray cores ( $10^{38}$ – $10^{39}$  erg s<sup>-1</sup>), the problem of X-ray binary contamination is further exacerbated by the presence of a nuclear star cluster, having higher stellar encounter rates, and hence a higher X-ray binary fraction with respect to the field. In order to deliver an unbiased census of nuclear activity for nearby galaxies down to X-ray luminosities as low as the Eddington limit for a solar mass object, not only is it mandatory to deal with nearby sources, but it also becomes necessary to have information about their stellar content within the X-ray instrument PSF, specifically the presence/absence of a nuclear star cluster. Additionally, in order to avoid contamination from the short-lived, X-ray bright, high-mass X-ray binaries, deep X-ray searches for weakly active SMBHs (down to  $\sim 10^{38}$  erg s<sup>-1</sup>) should be preferentially limited to the nuclei of early-type galaxies.

For this purpose, and with these caveats in mind, in Cycle 8 we proposed and were awarded a large *Chandra/Spitzer* program to observe 100 (84 new + 16 archival) spheroidal galaxies in the Virgo Cluster (AMUSE-Virgo; PI: Treu, 454 ks). The targeted sample is that of the *Hubble* Virgo Cluster Survey (VCS; Côté et al. 2004). For each galaxy, the high-resolution  $g$ - and  $z$ -band images enable us to resolve, when present, the nuclear star cluster, infer its enclosed mass (following Ferrarese et al. 2006a; see Ferrarese et al. 2006b for a detailed isophotal analysis of the *Hubble* data), and thus estimate the chance contamination from a low-mass X-ray binary (LMXB) as bright/brighter than the detected X-ray core based on the shape and normalization of the LMXB luminosity function in external galaxies (see Section 3, and references therein).

As a part of the AMUSE-Virgo survey, each VCS galaxy was observed with *Chandra* for a minimum of 5.4 ks, which, at the average distance of Virgo (16.5 Mpc; Mei et al. 2007; see also Blakeslee et al. 2009), yields a ( $3\sigma$ ) sensitivity threshold of  $3.75 \times 10^{38}$  erg s<sup>-1</sup> over the *Chandra* bandpass. The *Chandra* results from the first 32 targets (16 new + 16, typically more massive, archival observations) have been presented by Gallo et al. (2008; hereafter Paper I). Point-like X-ray emission from a position coincident with the optical nucleus was detected in 50% of the galaxies. We argued that, for this subsample, all of the detected nuclear X-ray sources are most likely powered by low-level accretion onto an SMBH, with a  $\lesssim 11\%$  chance contamination from LMXBs in one case only (VCC1178=NGC 4486B, for which independent evidence points toward the presence of a nuclear BH; Lauer et al. 1996). The incidence of nuclear X-ray activity increases with the stellar mass  $M_*$  of the host galaxy: only between 3%–44% of the galaxies with  $M_* < 10^{10} M_\odot$  harbor an X-ray active SMBH. The fraction rises to between 49% and 87% in galaxies with stellar mass above  $10^{10} M_\odot$  (at the 95% confidence level (C.L.)).

In Paper II, we complete the X-ray analysis of the whole AMUSE-Virgo sample: the final deliverable product of this study is an unbiased census of accretion-powered luminosity in a galaxy cluster environment, and thus the first measurement of the SMBH activity duty cycle. The paper is organized as follows: Section 2 summarizes our analysis of the new *Chandra* data and

the stacking procedure. In Section 3, we carefully address the issue of contamination from low-mass X-ray binaries to the detected X-ray cores. Sections 4 and 5 present our main results, specifically on the active fraction, dependence of accretion luminosity on BH mass, and X-ray luminosity function (XLF). We discuss the implications of our results in Section 6 and conclude with summary in Section 7. We refer the reader to Paper I for a thorough description of the program, as well as the determination of the parameters (such as stellar masses, stellar velocity dispersions, and BH masses) employed throughout this series. In a companion paper, we report on the results from the *Spitzer* 24  $\mu\text{m}$  observations of the same sample (C. Leipski et al. 2010, in preparation (Paper III)).

## 2. DATA ANALYSIS

A detailed description of the *Chandra* data analysis, and the cross-correlation to *Hubble Space Telescope* (*HST*) images, is given in Paper I, Section 3. Here we summarize only the most relevant steps. We observed each galaxy with the Advanced CCD Imaging Spectrometer (ACIS) detector for 5.4 ks of nominal exposure time in faint mode. The target was placed at the aim point of the back-side-illuminated S3 chip. Standard level 2 event lists, processed for cosmic ray rejection and good time filtering, were employed. We first checked for background flares and removed time intervals with background rate  $\gtrsim 3\sigma$  above the mean level. Further analysis was restricted to energies between 0.3 and 7.0 keV in order to avoid calibration uncertainties at low energies and to limit background contaminations at high energies. We applied a wavelet detection algorithm over each activated chip, using CIAO `wavdetect` with sensitivity threshold corresponding to a  $10^{-6}$  chance of detecting one spurious source per PSF element if the local background is uniformly distributed. The *Chandra* astrometry was improved by cross-matching the detected (non-nuclear) X-ray sources with the SDSS catalog (Data Release 5, DR5), and the resulting bore-sight corrections were applied to the data following the method described by Zhao et al. (2005). Individual source locations are subject to statistical uncertainties affecting the centroiding algorithm and to the dispersion of photons due to the PSF. For ACIS-S, Garmire et al. (2000) estimate 90% confidences of  $\pm 0''.5$  for sources with  $\sim 10$  counts,  $\pm 0''.2$  for 20–50 count sources, and negligible for  $> 100$  count sources. The statistical uncertainties affecting the centroid errors in the positions of the X-ray sources, combined with the  $\lesssim 0''.1$  positional error of SDSS, result in a final astrometric frame that is accurate to between  $0''.2$  (fields with  $\gtrsim 20$  count sources) and  $0''.5$  (fields with faint sources). After registering the *Chandra* images to SDSS, we again ran `wavdetect` to refine the positions, and searched for point-like X-ray emission centered at the galaxy optical center, derived from archival *Hubble* ACS images registered to the SDSS world coordinate system as described in Paper I, Section 3.3. We searched for X-ray counterparts to the optical nuclei within an error circle which is the quadratic sum of the positional uncertainty for the X-ray source, the uncertainty in the optical astrometry, and the uncertainty in the X-ray bore-sight correction, multiplied by the chosen C.L. scale factor ( $3\sigma$ ). All the newly detected X-ray nuclei are consistent with being point-like based on a comparison with the normalized PSFs. A circular region with a  $2''$  radius centered on X-ray centroid position and an annulus with inner radius  $20''$  and outer radius  $30''$  were adopted for extracting the nuclear X-ray counts and for background subtraction, respectively. Given the low

number statistics we are typically dealing with, we estimated the corresponding fluxes using `webPimms`,<sup>9</sup> and assuming an absorbed power-law model with the photon index  $\Gamma = 2$  and hydrogen equivalent column  $N_{\text{H}} = 2.5 \times 10^{20} \text{ cm}^{-2}$  (the nominal Galactic value determined from the H I studies of Dickey & Lockman 1990). While the adopted photon index is relatively steep compared to the indices generally quoted in the literature for active nuclei ( $1.4 \lesssim \Gamma \lesssim 1.7$ ), this value is more representative of the low-luminosity population ( $1.6 \lesssim \Gamma \lesssim 2$ ; e.g., Terashima & Wilson 2003). In particular, we obtained  $\Gamma = 2 \pm 0.2$  by stacking the detected X-ray nuclei in our sample and fitting their cumulative spectrum, as discussed in Section 3.1.

Under the above-mentioned assumptions,  $10^{-3} \text{ counts s}^{-1}$  in the 0.3–7 keV energy band correspond to an intrinsic flux of  $3.5 \times 10^{-15} \text{ erg cm}^{-2} \text{ s}^{-1}$  between 2 and 10 keV (ACIS-S). In the case of no significant detection, we applied Poisson statistics to derive upper limits on the nuclear luminosity at the 95% C.L. (Gehrels 1986). Table 1 summarizes our results; 32/100 galaxies are found to host an X-ray core. While 51/100 show a massive nuclear star cluster (see Table 3 in Ferrarese et al. 2006b, for the fitted  $g$  and  $z$  magnitudes and half-light radii), only 6 out of the 32 X-ray cores are classified as hybrid, i.e., hosting both an X-ray nucleus and a star cluster.

## 3. LOW-MASS X-RAY BINARY CONTAMINATION

In a broad stellar mass range, and in the absence of a nuclear star cluster, the total number of LMXBs and their cumulative X-ray luminosity are proportional to the stellar mass of the host galaxy,  $M_*$  (Gilfanov 2004; Kim & Fabbiano 2004; Humphrey & Buote 2008). The number  $n_X$  of expected sources per unit stellar mass above a certain luminosity threshold can be estimated from the XLF for LMXBs (the functional expression given by Gilfanov 2004 is employed throughout this series). In turn, the number of expected sources within the *Chandra* PSF (convolved with the positional uncertainty) is given by  $n_X$  times  $M_{*,\text{PSF}}$ : the stellar mass within the central aperture. As detailed in Paper I, the number of expected LMXBs above the X-ray luminosity threshold of AMUSE-Virgo is typically lower than a few  $10^{-2}$  at an average distance of 16.5 Mpc. Given the functional expression of the LMXB luminosity function,<sup>10</sup> it can also be ruled out that any nuclear X-ray source is due to a collection of fainter LMXBs, as the integral  $\int dn/dL_X \cdot dL_X$  is dominated by the luminosity term.

As discussed in the introduction, the very existence of SMBHs in faint inactive galaxies remains questionable. In fact, Ferrarese et al. (2006a) suggest that compact stellar nuclei tend to be more common than nuclear SMBHs at the low-mass/low-luminosity end of the galaxy mass function, possibly taking over at magnitudes fainter than  $-18$  (this does not necessarily imply that nuclear SMBHs and star clusters cannot possibly coexist; see, e.g., Seth et al. 2008; Graham & Spitler 2009). For the purpose of this work, the presence of a nuclear star cluster, having an enhanced stellar encounter rate, implies a higher chance contamination from LMXBs with respect to the nuclei of massive early-type galaxies, which, on the contrary,

<sup>9</sup> <http://heasarc.gsfc.nasa.gov/Tools/w3pimms.html>

<sup>10</sup> Following Gilfanov (2004), the differential XLF of LMXBs in early types is parameterized as a power law with two breaks:  $dn/dL_X$  scales as  $L_X^{-\alpha}$ , where  $\alpha = 1.0$  between  $5 \times 10^{35}$  and  $2 \times 10^{37} \text{ erg s}^{-1}$ ,  $\alpha = 1.9$  between  $2 \times 10^{37}$  and  $5 \times 10^{38} \text{ erg s}^{-1}$ , and  $\alpha = 4.8$  above  $5 \times 10^{38} \text{ erg s}^{-1}$ .

**Table 1**  
AMUSE-Virgo. II. Nuclear Properties

ID	VCC	Other	$d$ (Mpc)	$B$ (mag)	$\sigma$ (km s <sup>-1</sup> )	$\log M_{\text{BH}}$ (log $M_{\odot}$ )	$\log L_X$ (log(erg s <sup>-1</sup> ))	$\log M_{\star}$ (log $M_{\odot}$ )
(1)	(2)	(3)	(4)	(5)	(6)	(7)	(8)	(9)
1	1226	M49,N4472	17.14	8.63	308 ± 9	9.1	<38.49	12.0
2	1316	M87,N4486	17.22	9.05	355 ± 8	9.4	41.20	11.8
3	1978	M60,N4649	17.30	9.33	347 ± 9	9.4	39.05	11.7
4	881	M86,N4406	16.83	8.77	245 ± 11	8.6	<38.64	11.9
5	798	M85,N4382	17.86	9.30	205 ± 8	8.3	<38.43	11.6
6	763	M84,N4374	18.45	9.35	297 ± 7	9.1	39.73	11.7
7	731	N4365	23.33	9.99	261 ± 7	8.8	39.00	11.7
8	1535	N4526	16.50	10.52	316 ± 7	9.2	<38.21	11.0
9	1903	M59,N4621	14.93	10.02	233 ± 7	8.5	39.11	11.3
10	1632	M89,N4552	15.85	10.13	257 ± 18	8.7	39.58	11.3
11	1231	N4473	15.28	11.19	189 ± 10	8.1	38.60	10.8
12	2095	N4762	16.50	11.97	147 ± 10	7.6	38.71	10.6
13	1154	N4459	16.07	11.07	170 ± 12	7.9	39.03	10.9
14	1062	N4442	15.28	11.32	197 ± 15	8.2	38.47	10.7
15	2092	N4754	16.14	11.36	200 ± 10	8.2	38.59	10.9
16	369	N4267	15.85	12.39	165 ± 11	7.8	39.26	10.4
17	759	N4371	16.98	11.55	129 ± 6	7.3	<38.18	10.8
18	1692	N4570	17.06	11.91	180 ± 18	8.0	38.45	10.6
19	1030	N4435	16.75	11.75	174 ± 16	7.9	38.72	10.8
20	2000	N4660	15.00	11.93	203 ± 5	8.3	38.65	10.4
21	685	N4350	16.50	11.83	198 ± 9	8.2	39.14	10.6
22	1664	N4564	15.85	11.85	157 ± 9	7.7	39.95	10.6
23	654	N4340	16.50	12.22	112 ± 3	7.0	<38.46	10.4
24	944	N4417	16.00	12.06	125 ± 4	7.2	<38.53	10.4
25	1938	N4638	17.46	12.01	132 ± 10	7.3	38.97	10.5
26	1279	N4478	16.98	12.21	147 ± 6	7.6	<38.73	10.5
27	1720	N4578	16.29	12.01	153 ± 15	7.7	<38.54	10.4
28	355	N4262	15.42	12.29	179 ± 22	8.0	38.77	10.3
29	1619	N4550	15.49	12.37	93 ± 5	6.6	38.68	10.2
30	1883	N4612	16.60	12.01	104 ± 11	6.8	38.35	10.4
31	1242	N4474	15.56	12.38	93 ± 7	6.6	<38.50	10.3
32	784	N4379	15.85	12.44	103 ± 5	6.8	38.62	10.3
33	1537	N4528	15.85	12.73	112 ± 9	7.0	38.52	10.1
34	778	N4377	17.78	12.87	139 ± 17	7.5	38.56	10.2
35	1321	N4489	15.42	12.51	...	7.7	<38.33	10.1
36	828	N4387	17.95	12.93	99 ± 4	6.7	<38.63	10.2
37	1250	N4476	17.62	12.63	...	7.8	38.73	10.2
38	1630	N4551	16.14	12.74	102 ± 5	6.8	<38.29	10.2
39	1146	N4458	16.37	12.95	110 ± 8	7.0	<38.33	10.0
40	1025	N4434	22.44	12.87	119 ± 6	7.1	38.92	10.4
41	1303	N4483	16.75	12.94	106 ± 10	6.9	<38.15	10.1
42	1913	N4623	17.38	13.16	89 ± 10	6.5	<38.46	10.1
43	1327	N4486A	18.28	13.25	...	7.6	38.68	10.1
44	1125	N4452	16.50	13.07	114 ± 7	7.0	<38.46	9.9
45	1475	N4515	16.60	13.28	91 ± 10	6.6	<38.34	9.9
46	1178	N4464	15.85	13.32	121 ± 25	7.2	38.66	9.9
47	1283	N4479	17.38	13.25	82 ± 7	6.3	38.54	10.1
48	1261	N4482	18.11	13.52	45 ± 0	5.1	<38.42	9.8
49	698	N4352	18.71	13.28	85 ± 8	6.4	<38.44	10.0
50	1422	I3468	15.35	13.82	...	7.2	<38.08	9.6
51	2048	I3773	16.50	14.04	79 ± 5	6.3	<38.12	9.6
52	1871	I3653	15.49	14.36	...	6.9	<38.08	9.5
53	9	I3019	17.14	14.01	...	7.2	<38.15	9.7
54	575	N4318	22.08	11.69	95 ± 4	6.6	<38.39	10.8
55	1910	I809	16.07	14.34	...	7.0	<38.30	9.5
56	1049	U7580	16.00	14.93	...	6.7	<38.08	9.0
57	856	I3328	16.83	14.50	34 ± 1	4.5	<38.16	9.5
58	140	I3065	16.37	14.28	...	7.0	<38.13	9.4
59	1355	I3442	16.90	14.65	...	6.9	38.58	9.4
60	1087	I3381	16.67	14.11	38 ± 1	4.8	<38.15	9.6
61	1297	N4486B	16.29	14.15	166 ± 8	7.8	38.42	9.7
62	1861	I3652	16.14	14.45	...	6.9	<38.12	9.5
63	543	U7436	15.70	14.34	27 ± 0	4.1	<38.27	9.4
64	1431	I3470	16.14	14.44	...	6.9	<38.66	9.5



**Table 1**  
(Continued)

ID	VCC	Other	$d$ (Mpc)	$B$ (mag)	$\sigma$ (km s <sup>-1</sup> )	$\log M_{\text{BH}}$ (log $M_{\odot}$ )	$\log L_X$ (log(erg s <sup>-1</sup> ))	$\log M_*$ (log $M_{\odot}$ )
(1)	(2)	(3)	(4)	(5)	(6)	(7)	(8)	(9)
65	1528	I3501	16.29	14.57	...	6.9	<38.13	9.3
66	1695	I3586	16.52	14.40	...	7.0	<38.14	9.5
67	1833	...	16.22	14.66	...	6.9	<38.11	9.3
68	437	U7399A	17.14	14.05	...	7.2	<38.17	9.6
69	2019	I3735	17.06	14.68	...	6.9	<38.17	9.4
70	33	I3032	15.07	15.23	...	6.6	<38.25	8.9
71	200	...	18.20	15.01	...	6.8	<38.42	9.2
72	571	...	23.77	15.02	...	7.1	<38.46	9.4
73	21	I3025	16.50	15.04	...	6.7	<38.11	9.0
74	1488	I3487	16.50	15.03	28 ± 0	4.1	<38.14	9.0
75	1779	I3612	16.50	14.97	...	6.7	<38.14	9.0
76	1895	U7854	15.85	15.15	...	6.6	<38.10	9.0
77	1499	I3492	16.50	15.15	...	6.7	38.42	8.8
78	1545	I3509	16.83	14.95	...	6.8	<38.16	9.2
79	1192	N4467	16.50	14.74	83 ± 10	6.4	<38.68	9.5
80	1857	I3647	16.50	15.06	...	6.7	<38.14	9.0
81	1075	I3383	16.14	15.20	...	6.6	<38.12	9.2
82	1948	...	16.50	15.76	...	6.4	<38.14	8.8
83	1627	...	15.63	15.31	...	6.6	<38.34	9.1
84	1440	I798	16.00	14.90	...	6.7	<38.27	9.2
85	230	I3101	17.78	15.68	...	6.5	<38.62	8.9
86	2050	I3779	15.78	15.37	...	6.5	<38.10	9.0
87	1993	...	16.52	15.79	...	6.4	<38.14	9.0
88	751	I3292	15.78	14.86	...	6.7	<38.29	9.4
89	1828	I3635	16.83	15.29	...	6.6	<38.16	9.1
90	538	N4309A	22.91	16.17	...	6.5	<38.41	8.9
91	1407	I3461	16.75	15.25	...	6.6	<38.35	9.1
92	1886	...	16.50	15.50	...	6.5	<38.14	8.8
93	1199	...	16.50	16.00	...	6.3	<38.14	9.0
94	1743	I3602	17.62	15.73	...	6.5	<38.20	8.9
95	1539	...	16.90	15.36	...	6.6	<38.16	8.9
96	1185	...	16.90	15.50	...	6.5	<38.36	9.1
97	1826	I3633	16.22	15.78	...	6.4	<38.12	8.8
98	1512	...	18.37	13.92	...	7.3	<38.23	9.2
99	1489	I3490	16.50	16.10	...	6.3	<38.14	8.7
100	1661	...	15.85	14.80	...	6.8	<38.12	9.0

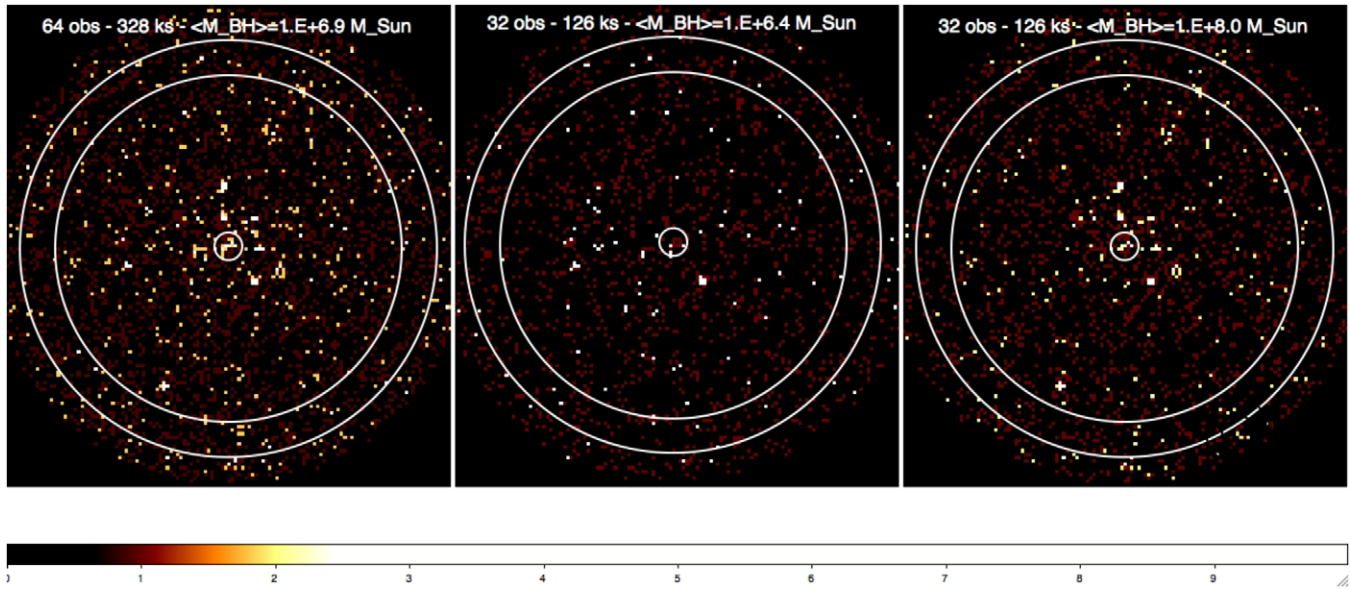
**Notes.** Column 1: ACSVCS target number; Column 2: VCC source name; Column 3: alternate name, from NCG or catalogs; Column 4: distance (from the surface brightness fluctuations method; Mei et al. 2007; see also Blakeslee et al. 2009). The average distance to the Virgo Cluster—of 16.5 Mpc—is employed in the case of no available distance modulus; Column 5: extinction-corrected  $B$  magnitude, estimated as described in Paper I;  $E(B - V)$  values are from Ferrarese et al. (2006b); Column 6: stellar velocity dispersion, from ENEARc (Bernardi et al. 2002), unless otherwise indicated (for details, see the caption of Table 2 in Paper I); Column 7: BH mass, estimated according to the “fiducial distribution” described in Section 4 of Paper I; Column 8: nuclear luminosity between 0.3 and 10 keV, corrected for absorption; literature references are given in brackets; Column 9: stellar mass of the host galaxy, in  $M_{\odot}$ , derived from  $g_0$  and  $z_0$  band AB model magnitudes following Bell et al. (2003), as described in Paper I.

show a light deficiency with respect to standard Sersic profiles (Ferrarese et al. 2006a; Côté et al. 2006, 2007; Kormendy et al. 2009). In order to account for this effect, in the presence of a nucleated galaxy we conservatively adopt the XLF of LMXBs in *globular clusters*, as estimated by Sivakoff et al. (2007). It is known that, while hosting a small percentage of the galaxy stellar mass, globular clusters are home to about 50% (with an admittedly large scatter) of the observed LMXBs. In this environment, the number of expected LMXB sources scales nonlinearly with the cluster mass. Sivakoff et al. (2007) derive an expression for the expected number<sup>11</sup>  $n_X$  of LMXBs brighter than  $3.2 \times 10^{38}$  erg s<sup>-1</sup> (the luminosity limit is set by the sample

completeness) in a star cluster of stellar mass  $M_*$ , half mass radius  $r_h$  (incidentally, this is about the same completeness limit of our Virgo sample).

For our faint, nucleated spheroidals, the mass of the nuclear star cluster can be estimated from Equation (1) in Ferrarese et al. (2006a), using the colors and half-light radii given in Table 3 by Ferrarese et al. (2006b). The expected number of LMXBs in a globular cluster can then be converted to a probability  $P_X$  that there is at least one LMXB brighter than the detected X-ray luminosity assuming a Poisson distribution. In terms of chance probability of hosting an X-ray active SMBH, each of the six galaxies which host both a nuclear X-ray source and a massive star cluster is then assigned a weight  $(1 - P_X)$ ; see

<sup>11</sup>  $n_X \propto 8 \times 10^{-2} (M_*/10^6 M_{\odot})^{1.237} (r_h/1\text{pc})^{-2.22}$ .



**Figure 1.** Stacking undetected nuclei. Left: the inner  $35''$  apertures of 64 AMUSE-Virgo galaxies with undetected X-ray cores have been stacked to give a single, 328 ks ACIS-S image. A nuclear X-ray source is significantly detected in the stacked image, with a net count rate of  $1.1 \pm 0.2 \times 10^{-4}$  counts  $\text{s}^{-1}$ . The corresponding average X-ray luminosity is consistent with what expected from nuclear LMXBs within the *Chandra* PSF.

(A color version of this figure is available in the online journal.)

Table 2 for details.<sup>12</sup> This yields our final, *weighted* distribution of galaxies hosting an active (down to our luminosity threshold) SMBH.

### 3.1. Stacking Analysis

In order to place more stringent limits on the average flux, we stacked the 0.3–7 keV images of the 64 non-detected nuclei with snapshot observations,<sup>13</sup> for a total of 328 ks of effective exposure. We extracted the counts from a  $2''$  radius circular aperture, and background from an annulus with inner and outer radii  $R_{\text{in}} = 25''$  and  $R_{\text{out}} = 30''$ , respectively, centered on the stacked nuclear position (see Figure 1, left panel). 49 counts are detected within the  $2''$  radius aperture, while 12.8 are expected from the background, indicating a statistically significant detection (null detection probability lower than  $2 \times 10^{-7}$ ). At a distance of 16.5 Mpc, and assuming an absorbed power-law model as discussed in the previous section, the measured net count rate ( $1.0 \pm 0.2 \times 10^{-4}$  counts  $\text{s}^{-1}$ ) corresponds to an *average*, unabsorbed 0.3–7 keV luminosity  $\langle L_X \rangle = 3.5 \pm 0.7 \times 10^{37}$  erg  $\text{s}^{-1}$ . This emission can be accounted for by an ensemble of low-luminosity LMXBs within the total stellar mass enclosed by the *Chandra* PSFs: following Gilfanov (2004), the expected X-ray luminosity due to LMXBs within all of the 64 nuclei (enclosing about  $10^{10} M_{\odot}$ ) is

<sup>12</sup> As discussed in Paper I, the optical radial profile of VCC1178 also shows marginal evidence for a nuclear star cluster. We estimate the probability of hosting an LMXB within the *Chandra* PSF to be  $\sim 12\%$ , hence  $w = 1 - P_X = 0.88$ . However, we assigned  $w = 1$  to the nuclear X-ray source in VCC1178 based on independent evidence that this galaxy hosts a nuclear SMBH, specifically the presence of a double optical nucleus (see Lauer et al. 1996).

<sup>13</sup> For the stacking analysis, we only used those galaxies with snapshot, 5.4 ks observations, for a total of 64 targets. The remaining four galaxies with non-detections are VCC1226, VCC0881, VCC798, and VCC1535. Being massive ellipticals with deep archival exposures, all four galaxies have substantial contamination to the soft X-ray band from diffuse gas emission, which is the main reason why we did not include them in the stacking analysis. In these four cases, the search for nuclear X-ray sources was performed in the hard X-ray band only, as described in detail in Section 3.2 of Paper I.

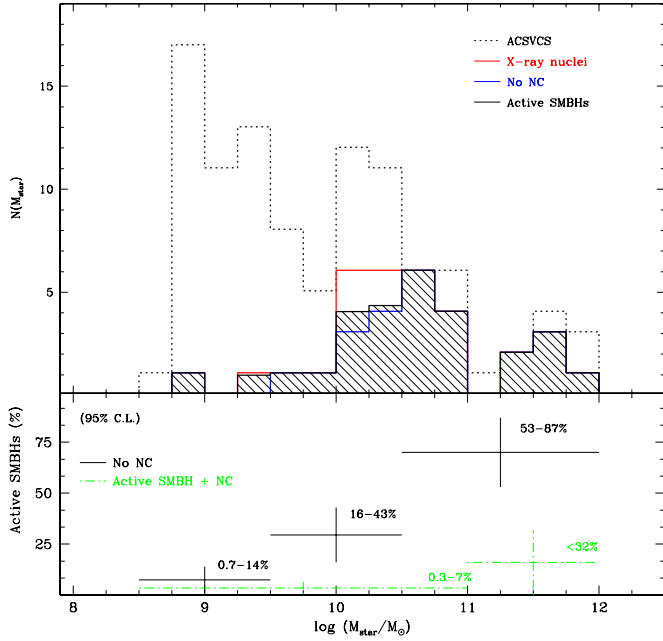
**Table 2**  
Galaxies Hosting Both a Nuclear X-ray Source and a Massive Nuclear Star Cluster

ID	VCC	$g$ (mag)	$z$ (mag)	$r_h$ ( $''$ )	$\log M_s$ ( $M_{\odot}$ )	$N(>L_X)$	$1 - P_X$ (%)
(1)	(2)	(3)	(4)	(5)	(6)	(7)	(8)
29	1619	17.15	15.61	0.324	8.1	0.42	34.29
30	1883	18.75	17.63	0.024	7.3	8.33	99.97
32	784	18.36	16.71	0.161	7.7	0.72	51.32
37	1250	19.75	18.22	0.026	7.2	8.59	99.98
47	1283	20.67	19.10	0.053	6.8	0.59	44.57
59	1355	21.11	20.10	0.043	6.3	0.11	10.42

**Notes.** Columns 1 and 2: see Table 1; Columns 3 and 4:  $g$ - and  $z$ -band magnitudes, from Ferrarese et al. (2006b); Columns 5 and 6: half-light radius (from Ferrarese et al. 2006) and massive star cluster mass estimated following the prescription and mass-to-light ratio described in Ferrarese et al. (2006a); Column 7: the number of expected LMXBs with X-ray luminosity equal to or greater than the measured X-ray core; Column 8:  $P_X$  is the chance probability that the *Chandra* PSF is contaminated by an LMXB of luminosity equal to/higher than the measured one.

$6 \pm 2 \times 10^{37}$  erg  $\text{s}^{-1}$ . In terms of average Eddington-scaled luminosity, this sets an upper limit of  $3 \times 10^{-8}$  for an average nuclear BH mass  $\langle M_{\text{BH}} \rangle = 10^{6.9} M_{\odot}$ .

We also grouped the 64 observations into two sets of 32 observations corresponding to two BH mass bins, with  $\langle M_{\text{BH}} \rangle_a = 10^{8.0} M_{\odot}$  and  $\langle M_{\text{BH}} \rangle_b = 10^{6.4} M_{\odot}$ , and stacked them into two observations by 164 ks. Both show a statistically significant nuclear detection: the measured net count rates for observations  $a$  and  $b$  are  $1.3 \pm 0.3 \times 10^{-4}$  counts  $\text{s}^{-1}$  and  $0.7 \pm 0.2 \times 10^{-4}$  counts  $\text{s}^{-1}$ . Again, the inferred luminosities are consistent with what is expected from faint nuclear LMXBs. They translate into the following Eddington-scaled luminosities:  $\langle L_X/L_{\text{Edd}} \rangle_a < 3.0 \times 10^{-9}$  and  $\langle L_X/L_{\text{Edd}} \rangle_b < 6.4 \times 10^{-8}$ , respectively. The middle and right panels of Figure 1 show the two stacked images with 32 galaxies each: low- $M_{\text{BH}}$  bin and high- $M_{\text{BH}}$ /bin, respectively.



**Figure 2.** Top panel illustrates the distribution of the 100 galaxies targeted by AMUSE-Virgo (the ACSVCs sample) as a function of the host stellar mass: the dotted histogram represents the whole sample; the red histogram is for the 32 galaxies found to host X-ray cores, while the blue histogram is for the 26 X-ray cores that host no nuclear star cluster. The six galaxies which host hybrid nuclei have a higher chance contamination to the nuclear X-ray emission from LMXBs. The “weighted” distribution of galaxies hosting an accreting SMBH is illustrated by the black shaded histogram (see Section 3). The bottom panel shows the active SMBH fraction (solid black line) and the fraction of hybrids (dot-dashed green line) as a function of the host stellar mass. Numbers are given at the 95% C.L.

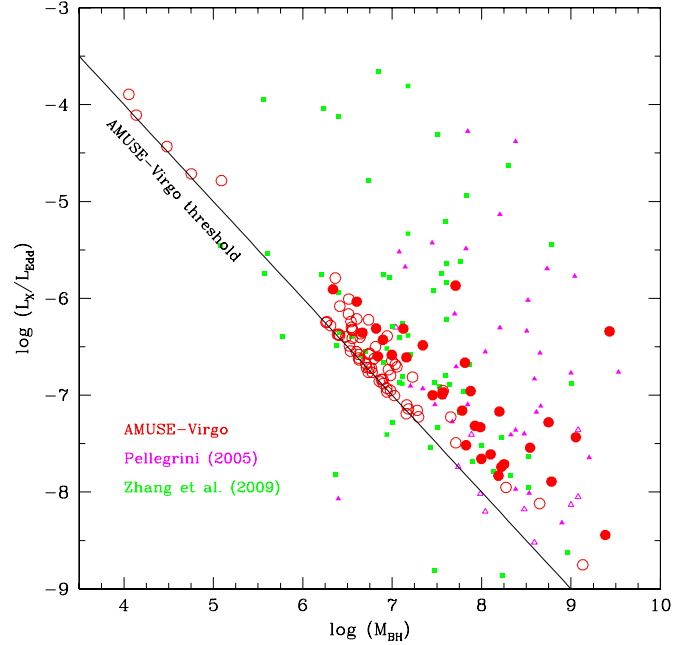
(A color version of this figure is available in the online journal.)

Finally, in order to characterize the average spectral properties of our sample, we stacked the images of all the detected X-ray nuclei with snapshot observations, for a total of 102 ks of effective exposure;  $236 \pm 16$  counts are detected from the stacked nuclear X-ray source, corresponding to a net count rate of  $2.3 \pm 0.1 \times 10^{-3}$  counts  $s^{-1}$  (0.3–7 keV). We constructed the soft (*S*), medium (*M*), and hard (*H*) band stacked images, restricting the energies between 0.3–0.7 keV, 0.7–1.1 keV, and 1.1–6 keV, respectively (e.g., Ott et al. 2005). The net counts in each band ( $S = 30.1 \pm 5.9$ ,  $M = 73.1 \pm 8.8$ , and  $H = 130.8 \pm 8.0$ ) yield the following hardness ratios for the stacked nucleus:  $HR1 = (S - M - H)/(S + M + H) = -0.7 \pm 0.1$ , and  $HR2 = (S + M - H)/(S + M + H) = -0.1 \pm 0.1$ . These relatively hard values of HR1 and HR2 are quite typical of accretion-powered sources, such as AGNs or X-ray binaries, confirming our interpretation of low-level accretion-powered emission (rather than thermal emission from hot gas, as observed, e.g., in star-forming regions).

## 4. THE DUTY CYCLE OF NUCLEAR ACTIVITY

### 4.1. The Active Fraction Versus Host Stellar Mass

The *weighted* (as described in Section 3) distribution of galaxies hosting an X-ray active SMBH down to our luminosity limit is plotted in Figure 2 as a function of the host stellar mass  $M_*$ . Overall, we infer that between 24% and 34% of the galaxies targeted by AMUSE-Virgo host an X-ray active SMBH, down to a luminosity threshold of  $\sim 2 \times 10^{38}$  erg  $s^{-1}$  (2–10 keV, at



**Figure 3.** Results from AMUSE-Virgo, in red, are compared to those presented by Pellegrini (2005) and Zhang et al. (2009), in magenta and green, respectively. Open marks represent upper limits, while filled marks are for detections. Undetected nuclei from AMUSE-Virgo (open red circles) which are not “collapsed” onto the *Chandra* detection threshold for our survey indicate only marginal detections (less than six photons were detected within a radius of  $2''$  centered on the optical position).

(A color version of this figure is available in the online journal.)

the 95% C.L.). This sets a firm lower limit to the BH occupation fraction in nearby bulges within a cluster environment.

Perhaps not surprisingly, the incidence of nuclear activity increases with stellar mass: between 0.7% and 14% of the galaxies with  $\log(M_*)$  between 8.5 and 9.5 host a nuclear, active SMBH; the fraction raises to 16%–43% for  $9.5 < \log(M_*) < 10.5$ , up to 53%–87% for  $\log(M_*) > 10.5$  (at the 95% C.L.). The known trend (since the first Palomar sample; Ho et al. 1997) of increasing active SMBH fraction with increasing host stellar mass is obviously amplified by (possibly entirely driven by) the fact that, going down the mass function, as the nuclear BH masses decrease with (some power of)  $M_*$ , so do their expected X-ray luminosities for a fixed Eddington ratio.

In order to assess this completeness effect, we estimated the fraction of X-ray active SMBHs as a function of  $M_*$  for four subsamples, each complete down to  $L_X/L_{\text{Edd}} = -9, -8, -7, -6$ . These “Eddington-complete” active fractions are listed in Table 3 as a function of  $M_*$ : within the limitations of the admittedly large error bars imposed by such low-statistics subsamples, this exercise proves that *once the issue of Eddington completeness is taken into account, there is no evidence for a statistically significant increase in the incidence of nuclear SMBH activity with increasing host stellar mass*. For reference, Figure 3 illustrates the distribution of the inferred Eddington-scaled X-ray luminosities for the AMUSE-Virgo sample as a function of  $M_{\text{BH}}$  (in red) and compares it with previous works (Pellegrini 2005; Soria et al. 2006a, 2006b; Zhang et al. 2009). While the distribution of active SMBHs is quite broad in terms of Eddington-scaled X-ray luminosities, with  $L_{\text{Edd}}$  ranging between a few  $10^{-9}$  up to a few  $10^{-6}$ , this plot seems to show a slight increase of the Eddington-scaled X-ray luminosity with BH mass. We quantify this in the following section.

**Table 3**  
X-ray Active Fraction and Completeness

$L_X/L_{\text{Edd}}$	No. of Objects	$10^{8.5-10.5} M_\odot$	$10^{10.5-12.0} M_\odot$
(1)	(2)	(3)	(4)
-9	4	0%–100% (0/0)	25.1%–98.8% (3/4)
-8	11	>4.5% (1/1)	60.2%–99.5% (9/10)
-7	13	19.3%–80.6% (4/8)	>48.3% (5/5)
-6	3	<88.2% (0.41 <sup>a</sup> /2)	>4.5% (1/1)

**Notes.** Columns 1: completeness limit in Eddington-scaled X-ray luminosity. Column 2: the total number of objects within the given completeness limit. Column 3: X-ray active fraction for host stellar masses ranging  $10^{8.5-10.5} M_\odot$ . The number of active versus total is given in parentheses. Column 4: X-ray active fraction for host stellar masses ranging between  $10^{10.5-12.0} M_\odot$ . The number of active versus total is given in parentheses. <sup>a</sup> Refers to the “weighted” SMBH distribution (see Section 3).

#### 4.2. Accretion Luminosity Versus Black Hole Mass

We have chosen to focus on the Eddington-scaled X-ray luminosity as the more physically meaningful quantity; to investigate more rigorously the connection between accretion-powered X-ray luminosity and BH mass, in this section we infer the parameters of a power-law relationship between the measured  $L_X$  and  $M_{\text{BH}}$  through a Bayesian approach:

$$\log(\hat{L}_X/10^{38} \text{ erg s}^{-1}) = A + B \log(\hat{M}_{\text{BH}}/10^8 M_\odot), \quad (1)$$

where the hats indicate true, underlying quantities—as opposed to the noisy, observable quantities  $L_X$  and  $M_{\text{BH}}$ .

This is equivalent to considering the dependence of the *average* Eddington-scaled X-ray luminosity with BH mass:  $\langle L_X/M_{\text{BH}} \rangle \propto \langle L_X/L_{\text{Edd}} \rangle \propto M_{\text{BH}}^\beta$ , where  $\beta = (1 - B)$ . We assume errors  $\sigma_M = 0.44$  dex on the logarithm of the BH mass (Gültekin et al. 2009), 30% uncertainty on the measured X-ray luminosities, and use this to define Gaussian likelihood functions,  $P_r(M_{\text{BH}}|\hat{M}_{\text{BH}})$  and  $P_r(L_X|\hat{L}_X)$ . For the non-detections,  $P_r(L_X|\hat{L}_X)$  is taken to be Gaussian for luminosities higher than our limiting threshold, and uniform for all luminosities less than the limit.

We include intrinsic scatter  $\sigma_0$  on the luminosity as a free parameter as well, via a Gaussian probability density function (PDF)  $P_r(\hat{L}_X|\hat{M}_{\text{BH}})$ . We assign scale-invariant Jeffreys priors both for this parameter and also the power-law normalization (see, e.g., Sivia 2006). For the power-law index  $B$ , we note that this is a gradient on a log–log plot and, in the absence of any causal connection between  $L_X$  and  $M_{\text{BH}}$ , we assign a prior to enforce rotational invariance, which is equivalent to retaining ambivalence as to whether we are seeing an  $L_X$ – $M_{\text{BH}}$  relation, or rather an  $M_{\text{BH}}$ – $L_X$  relation.

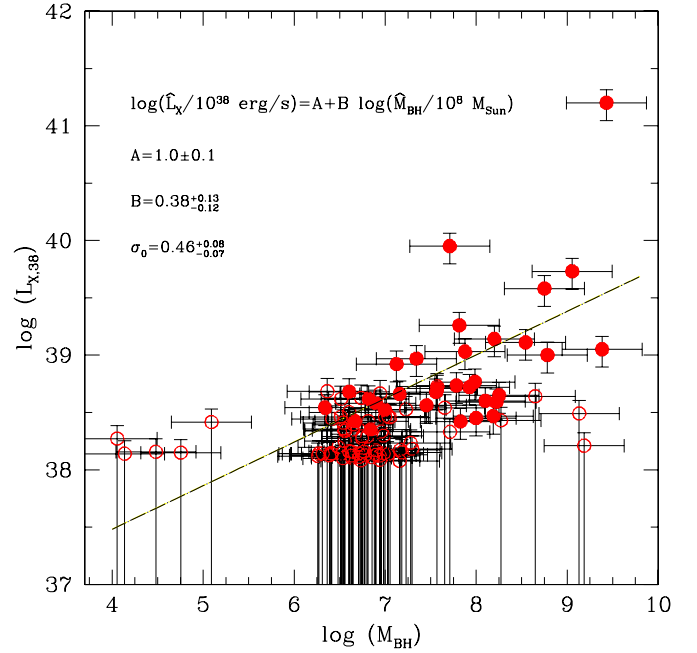
This results in the following PDF:

$$P_r(B) \propto (1 + B^2)^{-3/2}. \quad (2)$$

Having defined these distributions, we then, at any given position in  $\{A, B, \sigma\}$  space, integrate out each of the  $i = 100$  nuisance parameters  $\hat{M}_{\text{BH},i}$ . This operation is equivalent to convolving the intrinsic spread with the error distributions:

$$P_r(L_{X,i}|M_{\text{BH},i}, A, B, \sigma_0) = \frac{\exp\left[-\frac{(\log L_{X,i} - B \log M_{\text{BH},i} - A)^2}{2(\sigma_0^2 + \sigma_{L,i}^2 + B^2 \sigma_{M,i}^2)}\right]}{\sqrt{(2\pi)(\sigma_0^2 + \sigma_{L,i}^2 + B^2 \sigma_{M,i}^2)}}, \quad (3)$$

where  $\sigma_L$  denotes the error on  $\log L_X$ . This marginalization requires a prior to be assigned for the  $\hat{M}_{\text{BH}}$  parameters: we



**Figure 4.** Inferred X-ray luminosities/limits for the 100 AMUSE-Virgo galaxies, plotted as a function of the nuclear BH mass. The maximum likelihood analysis presented in Section 4.2 shows evidence for a correlation of the form  $\langle L_X \rangle \propto \langle M_{\text{BH}} \rangle^{0.38}$ , implying that the average Eddington-scaled X-ray luminosity scales with  $M_{\text{BH}}$  to the power  $-0.62$ . This argues for a “down-sizing” in BH accretion.

(A color version of this figure is available in the online journal.)

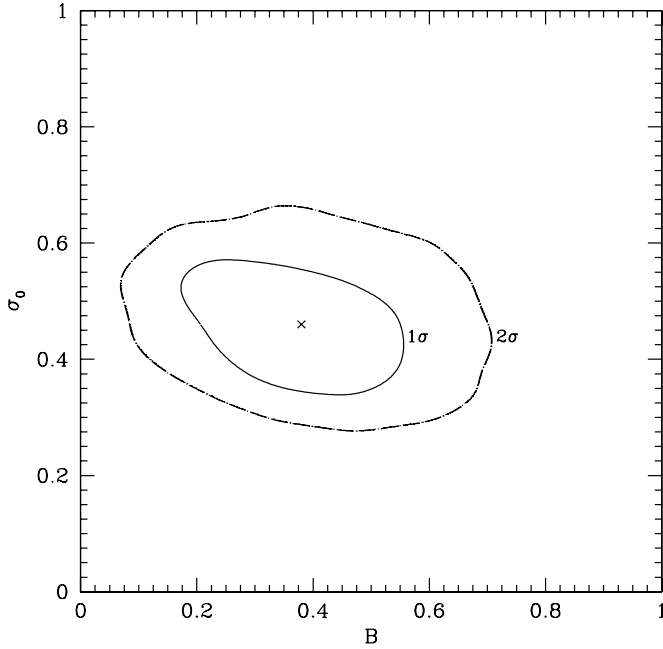
used a uniform distribution in  $\log(\hat{M}_{\text{BH}})$ , which corresponds to a power-law mass function of index  $-1$  (see, e.g., Greene & Ho 2007, 2009 for comparison).

We explore the  $\{A, B, \sigma\}$  parameter space using a Markov Chain Monte Carlo sampler, the output of which is a set of samples that characterize the desired posterior PDF  $P_r(A, B, \sigma | \{L_X, M_{\text{BH}}\})$ . We ran multiple chains to ensure convergence. The fit is illustrated in Figure 4, where we show the (median) intrinsic scatter about the (median) relation, while the posterior distribution is shown in Figure 5, where we have marginalized over the normalization  $A$ . We find the index  $B = 0.38^{+0.13}_{-0.12}$ , while the scatter is inferred to be  $\sigma_0 = 0.46^{+0.08}_{-0.06}$  dex (68% confidence intervals around the one-dimensional marginalized PDF median values).

A zero slope, corresponding to no dependence of  $L_X$  on  $M_{\text{BH}}$ , is ruled out at high confidence:  $P_r(B = 0.0) \simeq 0.001$ . Likewise, a slope of unity, corresponding to no dependence of  $L_{\text{Edd}}$  on  $M_{\text{BH}}$ , is also rejected:  $P_r(B = 1.0) \lesssim 10^{-4}$ . In terms of Eddington ratio, the relation in Equation (1) still becomes  $\langle L_X/L_{\text{Edd}} \rangle \propto M_{\text{BH}}^{-0.62}$ , that is, on average, *low-mass BHs seem to be more active (i.e., emit closer to their Eddington limits) than higher mass objects*. As a consequence—pending the large uncertainties on the BHs’ mass function (see Greene & Ho 2007, 2009) and occupation fraction (see Volonteri et al. 2008; Van Wassenhove et al. 2010) in the local universe—the active fraction, here defined as above a certain Eddington ratio, is a decreasing function of  $M_{\text{BH}}$ .

As to how the average Eddington-scaled X-ray luminosity (and hence the active fraction) might depend on  $M_*$ , this is obviously related to the scaling of  $M_{\text{BH}}$  with  $M_*$  (such a scaling is somewhat expected, albeit with a much larger scatter, as a result of the observed relation between  $M_{\text{BH}}$  and bulge mass). Specifically, for the BHs in our sample of active SMBHs,





**Figure 5.** Plotted are the 68% and 95% C.L. contours for the slope  $B$  and intrinsic scatter  $\sigma_0$  which characterize the posterior PDF  $P_r(A, B, \sigma | \{L_X, M_{\text{BH}}\})$  (defined in Section 4.2, Equation (1)), marginalized over the normalization  $A$ . The inferred power-law relation between the average X-ray luminosity and BH mass is of the form  $\log(\langle L_X \rangle / 10^{38} \text{ erg s}^{-1}) = A + B \log(\langle M_{\text{BH}} \rangle / 10^8 M_\odot)$ , with  $A = 1.0 \pm 0.1$ ,  $B = 0.38^{+0.13}_{-0.12}$ , and with an intrinsic scatter of  $0.46^{+0.08}_{-0.06}$  dex.

$M_{\text{BH}} \propto M_\star^\delta$ , with  $\delta = 1.2 \pm 0.6$  (assuming a scatter of 0.44 dex for both). Owing to the extremely large scatter, this could still be marginally consistent with no dependence of  $L_{\text{Edd}}$  (hence of the active fraction) on stellar mass, i.e.,  $\langle L_X / L_{\text{Edd}} \rangle \propto M_\star^{-0.8 \pm 0.5}$  (68% C.L.).

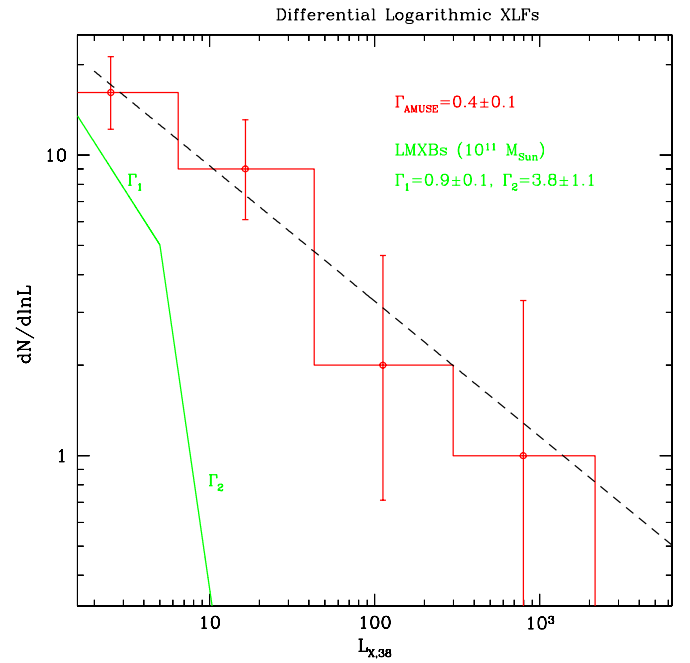
## 5. THE X-RAY LUMINOSITY FUNCTION

The differential logarithmic XLF of the active SMBHs in the AMUSE-Virgo sample is well approximated by the following expression:

$$\frac{dN}{d \ln L_X} = K_{\text{AMUSE}} \left( \frac{L_X}{10^{38} \text{ erg s}^{-1}} \right)^{-\Gamma_{\text{AMUSE}}}, \quad (4)$$

where the best-fit parameters are  $K_{\text{AMUSE}} = 1.4 \pm 0.1$  and  $\Gamma_{\text{AMUSE}} = 0.4 \pm 0.1$ . For comparison, the differential XLF of off-nuclear LMXBs, as given by Gilfanov (2004), is well approximated by a power law with two breaks, having negative differential slopes<sup>14</sup>  $\beta_1 = 1.86 \pm 0.12$  between  $0.2$  and  $5.0 \times 10^{38} \text{ erg s}^{-1}$ , and  $\beta_2 = 4.8 \pm 1.1$  above  $5 \times 10^{38} \text{ erg s}^{-1}$ , while its normalization scales with the stellar mass of the host galaxy (see also Kim & Fabbiano 2004; Humphrey & Buote 2008). A visual comparison between the two XLFs is also shown in Figure 6: plotted are the fitted XLF for the nuclear X-ray sources in the AMUSE sample (red histogram) and the functional expression for the LMXB XLF (Gilfanov 2004), scaled to a stellar mass of  $10^{11} M_\odot$ . On average, this normalization corresponds to conservatively assuming that the *Chandra* PSF at the distance of Virgo encloses about 2% of the stellar mass of each galaxy. The fitted XLF slope is much shallower for the AMUSE sample than for the extragalactic LMXBs, further

<sup>14</sup> Defined as  $\beta = (\Gamma + 1)$ .



**Figure 6.** Left: the differential logarithmic XLF of the accreting SMBHs in AMUSE-Virgo, here shown in red, is compared to the analytic expression for the field LMXB luminosity function given by Gilfanov (2004), in green, with a normalization corresponding to a stellar mass of  $10^{11} M_\odot$ . The AMUSE-Virgo XLF is well approximated by a power law with slope  $\Gamma = 0.4 \pm 0.1$ , much shallower than the slope of the field LMXB XLF at the high-luminosity end; this confirms the different physical nature of detected X-ray cores.

(A color version of this figure is available in the online journal.)

strengthening our conclusion that contamination from stellar mass objects has been properly accounted for. In addition, we recover a similar slope to that reported by Zhang et al. (2009) for a sample of 86 nearby (within 15 Mpc) galaxies hosting a nuclear X-ray source: the fitted slope for their sample is 0.5, i.e., consistent, within the errors, with our results. We argue though that the Zhang et al. sample might suffer from a slight contamination from X-ray binaries at the low-mass end, given that it includes both early- and late-type galaxies—with the latter ones having an enhanced contamination from bright high-mass X-ray binaries.

## 6. DISCUSSION

### 6.1. Supermassive Black Holes Versus Massive Nuclear Star Clusters

Until recently it was generally believed that massive BHs and nuclear star clusters did not generally coexist at the centers of galaxies. Less than a handful of counterexamples (e.g., Filippenko & Ho 2003; Graham & Driver 2007) were the exceptions to confirm the rule. More systematic studies, e.g., by Ferrarese et al. (2006a) and Wehner & Harris (2006), showed the transition between galaxies which host predominately a BH versus a nuclear cluster occurs around  $10^{10} M_\odot$ . However, while the latter concludes that nucleated galaxies show no evidence of hosting SMBHs, the former speculate that nuclei form in all galaxies but they are destroyed by the evolution of preexisting SMBHs or collapse into an SMBH in the most massive cases. It is also suggested that “SMBHs and nuclei are almost certainly mutually exclusive in the faintest galaxies belonging to the VCS sample.”<sup>15</sup> This is indicated by the fact

<sup>15</sup> The same considered in this work.

that, although the nuclear masses of NGC 205 and M33 are fully consistent with the relation<sup>16</sup> between the masses of the nuclear object (be it a cluster or a BH) and the host galaxy, the upper limits on their SMBH masses are not, implying that “[...] neither galaxy contains an SMBH of the sort expected from extrapolations of the scaling relations defined by SMBHs in massive galaxies.” Merritt (2009) examines the evolution of nuclear star clusters with and without SMBHs from a theoretical point of view, finding that nuclear star clusters with BHs are always bound to expand, due primarily to heating from the galaxy and secondarily to heating from stellar disruptions. As a consequence, core-collapsed clusters should not be harboring nuclear BHs.

From an observational point of view, there have been a number of efforts to quantify the degree of coexistence of nuclear clusters and SMBHs, and their mutual properties. Seth et al. (2008) searched for active nuclei in 176 galaxies with known nuclear clusters, using optical spectroscopy, X-ray, and radio data. They find that the AGN fraction increases strongly with increasing galaxy and nuclear cluster mass, consistent with previous studies of the general galaxy population. In addition, the variation of the AGN fraction with Hubble type is also consistent with the whole Palomar sample (Ho et al. 1997), indicating that the presence (or absence) of a nuclear star cluster does not play a crucial role in boosting (or hampering) accretion-powered activity onto an SMBH (see also González-Delgado et al. 2008). More recently, Graham & Spitler (2009) reported on 12 new systems which host both a nuclear star cluster and an SMBH, and for which they were able to acquire both the masses of the nuclear components, as well as the stellar mass of the host spheroid. They find that, for host stellar masses in the range  $10^8$ – $10^{11} M_{\odot}$ , the nucleus-to-spheroid mass ratio decreases from a few to about 0.3%. This ratio is expected to saturate to a constant value once dry merging commences, and the nuclear cluster disappears. Our work tackles the issue of nuclear SMBH–star cluster coexistence taking a complementary approach with respect to that of Seth et al., that is, we ask how many of those nuclei which show a nuclear cluster also host an (X-ray active) SMBH. We remind the reader that the VCS sample (Côté et al. 2004) surveyed by AMUSE-Virgo is complete down to a  $B$  magnitude of  $-18$ , and is a random sample of fainter (early-type) objects. In terms of (hosts’) stellar mass distribution, the sample peaks well below  $10^{11} M_{\odot}$ , and is thus particularly well suited for investigating hybrid potentially nuclei. While 32 out of 100 galaxies are found to host a nuclear X-ray source, only 6 of them also show evidence for a nuclear star cluster as visible from archival *Hubble* images (typically, the star clusters are identified as overdensities above a single-component Sersic profile, but see Ferrarese et al. 2006b for details about the fitting procedure). After taking into account LMXB contamination, while the fraction of hybrid nuclei as a function of host stellar mass  $M_{\star}$  is constrained between 0.3% and 7% for  $\log M_{\star} > 11$  (95% C.L., and down to a limiting 2–10 keV luminosity of  $\sim 2 \times 10^{38} \text{ erg s}^{-1}$ ), the lack of star cluster–SMBH matches above  $10^{11}$  sets an upper limit of 32% to the fraction of such hybrid nuclei in massive early types.

### 6.2. Active Fraction and Down-sizing in Black Hole Accretion

The bottom panel of Figure 2 shows how the fraction  $f_X$  of objects hosting an active SMBH—down to our luminosity

limit—increases as a function of the host mass  $M_{\star}$ :  $0.01 < f_X < 0.14$  for  $\log(M_{\star}/M_{\odot}) < 9.5$ ,  $0.53 < f_X < 0.87$  for  $\log(M_{\star}/M_{\odot}) > 10.5$ , and  $0.16 < f_X < 0.43$  for intermediate masses. While this result is fully consistent with earlier works (Ho et al. 1997; Decarli et al. 2007; Kauffmann et al. 2003; Seth et al. 2008; Satyapal et al. 2008; Gallo et al. 2008), this is not to say that the fraction of objects which host an active SMBH raises with mass tout court. As discussed in Section 4.1, dealing with a sample that is “Eddington limited,” rather than simply luminosity limited, results in no observational evidence for a statistically significant increase in the active SMBH fraction with mass (either host galaxy’s or BH’s). The same test as above can be applied to hybrid nuclei: after considering subsamples complete down to Eddington ratios between  $10^{-6}$  and  $10^{-9}$ , we conclude that the number of nuclei hosting both an active SMBH and a massive star cluster does not show a trend of increasing incidence with increasing host stellar mass. It must be stressed, however, that restricting the analysis to “Eddington-complete” subsamples results in very large error bars.

A more quantitative constraint can be obtained through a Bayesian approach to infer a dependence between the measured X-ray luminosities and BH masses (4.2). This analysis highlights, for the first time, a dependence of accretion-powered X-ray luminosity on BH mass. A slope  $B = 0.38^{+0.13}_{-0.12}$  in Equation (1) implies that the average Eddington-scaled X-ray luminosity scales with BH mass to the power  $-0.62$ . As a consequence, the *local active fraction*—defined as those above a fixed X-ray Eddington ratio—*decreases with BH mass* (as well as with host stellar mass, as long as a positive relation holds between those two quantities). This can be considered as analogous to galaxy “down-sizing” (cf. Cowie et al. 1996) in the context of BH accretion: within the local universe, low-mass SMBHs emit closer to their Eddington limit than high-mass objects. On the same line, using a combination of SDSS and Galaxy Zoo data within  $z = 0.05$ , Schawinski et al. (2010) find evidence for a dependence of the BH growth on the host galaxy morphology: while late-type galaxies host preferentially the most massive BHs, early-type galaxies host preferentially low-mass BHs. More specifically, for (bolometric) Eddington-scaled luminosities in excess of 10%, low-mass early-type galaxies are the only population to host a substantial fraction of active SMBHs, in qualitative agreement with our findings (albeit at higher luminosities).

A second interesting result is that, within the VCS sample surveyed by AMUSE-Virgo, the distribution of Eddington-scaled luminosities of the detected nuclei turns out to be very broad, in contrast with that reported for higher redshift bona fide AGNs. In fact, Figure 3 indicates no clear cut in terms of active SMBH luminosity: as stated at the beginning of this paper, the distinction between active and inactive is rather arbitrary, and is ultimately set by our ability to detect and interpret signatures of accretion-powered activity. In principle, X-rays due to nonthermal processes in the vicinity of a BH offer clear-cut diagnostics of accretion-powered activity. However, as illustrated in Table 2, already at the distance of Virgo, the chance contamination to the nuclear X-ray emission from LMXBs is substantial, even with the fine spatial resolution of *Chandra*. X-ray surveys of “inactive” galaxies are necessarily limited by this contamination; the problem is only marginally alleviated with deeper exposures, since the 0.5–10 keV spectrum of a luminous X-ray binary is virtually undistinguishable from that of a highly sub-Eddington SMBH. As the distance increases, so does the mass enclosed with the X-ray instrument PSF, and

<sup>16</sup> See Figure 2 in Ferrarese et al. (2006a).

thus the chance of having a number of medium luminosity X-ray binaries “mimicking” a low-luminosity AGN. While X-rays alone cannot possibly provide us with a clean answer as to the nature of the nuclear accretors, the picture may clarify when the high-energy properties are interpreted in concert with other wavelengths. In particular, mid-infrared emission can be a sensitive tracer of accretion-powered emission from a massive accretor: while X-ray binaries emit the bulk of their energy in the X-ray band, SMBH accretion-powered emission ought to peak at lower frequencies, thus representing a potential source of heating for local dust to re-process. Additionally, sensitive mid-IR observation may unveil obscured accretion-powered emission due to the presence of, e.g., a dust lane/dusty torus. This will be explored in detail by comparing the mid-IR ( $24\ \mu\text{m}$  *Spitzer* observations) radial profiles of the AMUSE-Virgo galaxies with the smoothed optical profiles from *Hubble* (C. Leipski et al., in preparation (Paper III)).

The notion that energy feedback from SMBHs could solve a number of problems faced by the hierarchical paradigm at galactic scales has been substantiated by a number of recent works: the vast majority of AGNs at  $z \simeq 1$  occupy a rather distinct region of color–magnitude diagram, typically associated with the end of the star-forming phase (the so-called green valley; e.g., Schawinski et al. 2007, 2009; Salim et al. 2007; Nandra et al. 2007; Silverman et al. 2008; Bundy et al. 2008; Georgakakis et al. 2008). It is also well known that environment plays an important role in regulating the gas supply in galaxies, and as a consequence their star formation rate and morphologies, via a variety of processes including high-speed interactions, mergers, and ram-pressure stripping. It has often been proposed that galaxy mergers and interactions also regulate fueling of the central SMBH. Although the situation remains controversial, progress is being made regarding the role of environment in regulating activity at high Eddington ratios. For example, observations of large samples of optically selected AGNs from SDSS show evidence that the luminous optically active AGNs are associated with young stellar populations (Kauffmann et al. 2003; Choi et al. 2009). At the extreme end, this scenario is supported by observations of ultra-luminous infrared galaxies that are, in general, associated with galaxy mergers and have bolometric luminosities similar to quasars. High-resolution numerical simulations (Springel et al. 2005; Ciotti & Ostriker 2007) show that the AGN activity remains obscured during most of the starburst and AGN activity phase. Submillimeter observations of samples of absorbed versus unabsorbed AGNs have consistently confirmed this picture (e.g., Page et al. 2004; see also Alexander et al. 2008).

In contrast to this, low-luminosity radio-loud AGNs in the nearby universe are seen to be preferentially hosted by massive elliptical galaxies, which tend to be found in richer environments, where gas-rich galaxy mergers are less likely to occur. Comprehensive studies are underway to characterize the AGN populations in clusters versus field as a function of cosmic time. However, very little is known about the environmental dependence of nuclear activity at low levels. Given the suggested role of low levels of nuclear activity in regulating star formation, the discovery of environmental trends would have profound implications not only for understanding BH growth but also for understanding galaxy formation and evolution. This issue will be tackled through an approved *Chandra* program (Cycle 11) targeting 100 early-type field galaxies within 30 Mpc.

## 7. AMUSE-VIRGO. II. SUMMARY

With the goal of providing an unbiased census of local SMBH activity in early-type galaxies, the AMUSE-Virgo survey targets a homogeneous sample of 100 nearby galaxies with the *Chandra X-ray Observatory* and the *Spitzer Space Telescope* down to a limiting threshold of  $L_{\text{Edd}}$  for a  $3 M_{\odot}$  object ( $3\sigma$ ). The targeted sample is that of the *Hubble* VCS (Côté et al. 2004). For each galaxy, the high-resolution  $g$ - and  $z$ -band images enable us to resolve, when present, the nuclear star cluster, infer its enclosed mass, and thus estimate the chance contamination from an LMXB as bright/brighter than the detected X-ray core. The main results and implications of this work can be summarized as follows:

1. Out of 100 objects, 32 show a nuclear X-ray source. After carefully accounting for contamination from LMXBs, making use of their XLF in external galaxies, we are able to conclude that between 24% and 34% of the galaxies in our sample host an X-ray active SMBH, down to our limiting X-ray luminosity (at the 95% C.L.). This sets a firm lower limit to the BH occupation fraction in nearby bulges within a cluster environment.
2. As already reported in Paper I of this series, we confirm that the fraction  $f_X$  of active nuclear SMBHs is an increasing function of the host stellar mass  $M_*$ , with  $0.01 < f_X < 0.14$  for  $\log(M_*/M_{\odot}) < 9.5$ ,  $0.53 < f_X < 0.87$  for  $\log(M_*/M_{\odot}) > 10.5$ , and  $0.16 < f_X < 0.43$  for intermediate masses (Figure 2). While this trend of (fractionally) increasing nuclear SMBH activity with increasing galaxy mass is well known, here we are able to show that it simply results from dealing with a luminosity-limited survey instead of an “Eddington-limited” one.
3. Only 6/100 objects host both a nuclear star cluster and a nuclear X-ray source; of these six, two are likely to be heavily contaminated by LMXB X-ray emission. After accounting for this effect, the fraction of such hybrid nuclei is constrained between 0.3% and 7% for host stellar masses below  $10^{11} M_{\odot}$ , and to be lower than 32% above it (95% C.L.).
4. The differential logarithmic XLF of active SMBHs in our sample scales with the X-ray luminosity as  $L_X^{-0.4 \pm 0.1}$  between a few  $10^{38}$  and  $10^{42}$  erg  $\text{s}^{-1}$ . The fitted slope is much shallower than for LMXBs, confirming the different nature of the nuclear X-ray sources’ population.
5. In terms of Eddington-scaled luminosities, the inferred ratios range between a few  $10^{-9}$  and a few  $10^{-6}$ , much broader than what reported for high-redshift AGNs (e.g., Kollmeier et al. 2006). We speculate that it is likely to extend to bona fide AGNs, similarly to what is observed in the hard X-ray state of BH X-ray binaries.
6. We use a Bayesian statistical analysis to assess the dependence of the accretion-powered X-ray luminosity on the BH mass, taking into account selection effects. We find that the average  $L_X/L_{\text{Edd}}$  depends on BH mass as  $\log(L_X/10^{38} \text{ erg s}^{-1}) = A + B \log(M_{\text{BH}}/10^8 M_{\odot})$ , with  $A = 1.0 \pm 0.1$ ,  $B = 0.38^{+0.13}_{-0.12}$ , and with an intrinsic scatter of  $0.46^{+0.08}_{-0.06}$  dex. In turn,  $L_X/L_{\text{Edd}} \propto M_{\text{BH}}^{-0.62 \pm 0.12}$ , arguing for the “down-sizing” behavior of local BH accretion: low-mass BHs shine closer to their Eddington limit than high-mass ones.



7. Stacking the 64 new *Chandra* observations with no visible accreting SMBH results in a statistically significant detection of a nuclear X-ray source with average X-ray luminosity  $\langle L_X/L_{\text{Edd}} \rangle \simeq 3.2 \pm 1.4 \times 10^{37} \text{ erg s}^{-1}$ , consistent with emission from local LMXBs. This translates into an upper limit to the average Eddington-scaled X-ray luminosity of about  $3 \times 10^{-8}$ , for an average nuclear BH mass of  $10^7 M_\odot$ .

E.G. is supported through Hubble Postdoctoral Fellowship grant number HST-HF-01218.01-A from the Space Telescope Science Institute, which is operated by the Association of Universities for Research in Astronomy, incorporated, under NASA contract NAS5-26555. T.T. acknowledges support from the NSF through CAREER award NSF-0642621, by the Sloan Foundation through a Sloan Research Fellowship and by the Packard Foundation through a Packard Fellowship. Support for this work was provided by NASA through *Chandra* Award Number 08900784 issued by the *Chandra X-ray Observatory Center*. We are grateful to Patrick Côté and Laura Ferrarese for helpful comments, and for providing us with the list of masses for the nuclear star clusters. We thank the anonymous referee for the thorough and constructive report.

## REFERENCES

- Alexander, D. M., et al. 2008, *AJ*, **135**, 1968  
 Allen, S. W., Di Matteo, T., & Fabian, A. C. 2000, *MNRAS*, **311**, 493  
 Bell, E. F., McIntosh, D. H., Katz, N., & Weinberg, M. D. 2003, *ApJS*, **149**, 289  
 Bentz, M., et al. 2009, *ApJ*, **705**, 199  
 Bernardi, M., Alonso, M. V., da Costa, L. N., Willmer, C. N. A., Wegner, G., Pellegrini, P. S., Rité, C., & Maia, M. A. G. 2002, *AJ*, **123**, 2990  
 Blakeslee, J. P., et al. 2009, *ApJ*, **694**, 556  
 Bundy, K., et al. 2008, *ApJ*, **681**, 931  
 Canizares, C. R., Fabbiano, G., & Trinchieri, G. 1987, *ApJ*, **312**, 503  
 Choi, W. W., Woo, J.-H., & Park, C. 2009, *ApJ*, **699**, 1679  
 Ciotti, L., & Ostriker, J. P. 2007, *ApJ*, **665**, 1038  
 Constantin, A., Hoyle, F., & Vogele, M. S. 2008, *ApJ*, **673**, 715  
 Constantin, A., & Vogele, M. S. 2006, *ApJ*, **650**, 727  
 Côté, P., et al. 2004, *ApJS*, **153**, 223  
 Côté, P., et al. 2006, *ApJS*, **165**, 57  
 Côté, P., et al. 2007, *ApJ*, **671**, 1456  
 Cowie, L. L., Songaila, A., Hu, E. M., & Cohen, J. G. 1996, *AJ*, **112**, 839  
 Decarli, R., Gavazzi, G., Arosio, I., Cortese, L., Boselli, A., Bonfanti, C., & Colpi, M. 2007, *MNRAS*, **381**, 136  
 Dickey, J. M., & Lockman, F. J. 1990, *ARA&A*, **28**, 215  
 Di Matteo, T., Allen, S. W., Fabian, A. C., Wilson, A. S., & Young, A. J. 2003, *ApJ*, **582**, 133  
 Di Matteo, T., Carilli, C. L., & Fabian, A. C. 2001, *MNRAS*, **547**, 731  
 Di Matteo, T., Quataert, E., Allen, S. W., Narayan, R., & Fabian, A. C. 2000, *MNRAS*, **311**, 507  
 Fabbiano, G. 1993, *Adv. Space Res.*, **13**, 161  
 Fabbiano, G., Baldi, A., Pellegrini, S., Siemiginowska, A., Elvis, M., Zezas, A., & McDowell, J. 2004, *ApJ*, **616**, 730  
 Fabbiano, G., & Juda, J. Z. 1997, *ApJ*, **476**, 666  
 Fabbiano, G., et al. 2003, *ApJ*, **588**, 175  
 Ferrarese, L., & Ford, H. 2005, *Space Sci. Rev.*, **116**, 523  
 Ferrarese, L., & Merritt, D. 2000, *ApJ*, **539**, L9  
 Ferrarese, L., et al. 2006a, *ApJ*, **644**, L21  
 Ferrarese, L., et al. 2006b, *ApJS*, **164**, 334  
 Filippenko, A. V., & Ho, L. C. 2003, *ApJ*, **588**, L13  
 Gallo, E., Treu, T., Jacob, J., Woo, J.-H., Marshall, P. J., & Antonucci, R. 2008, *ApJ*, **680**, 154 (Paper I)  
 Garmire, G., Feigelson, E. D., Broos, P., Hillenbrand, L. A., Pravdo, S. H., Townsley, L., & Tsuboi, Y. 2000, *AJ*, **120**, 1426  
 Gebhardt, K., et al. 2000, *ApJ*, **543**, L5  
 Gehrels, N. 1986, *ApJ*, **303**, 336  
 Georgakakis, A., et al. 2008, *MNRAS*, **385**, 204  
 Ghosh, H., Mathur, S., Fiore, F., & Ferrarese, L. 2008, *ApJ*, **687**, 216  
 Gilfanov, M. 2004, *MNRAS*, **349**, 146  
 González Delgado, R. M., Pérez, E., Cid Fernandes, R., & Schmitt, H. 2008, *ApJ*, **135**, 747  
 Graham, A. W., & Driver, S. P. 2007, *MNRAS*, **380**, L15  
 Graham, A. W., & Spitler, L. R. 2009, *MNRAS*, **397**, 2148  
 Greene, J. E., & Ho, L. C. 2007, *ApJ*, **667**, 131  
 Greene, J. E., & Ho, L. C. 2009, *ApJ*, **704**, 1743  
 Gültekin, K., et al. 2009, *ApJ*, **698**, 198  
 Heckman, T. M., Kauffmann, G., Brinchmann, J., Charlot, S., Tremonti, C., & White, S. D. M. 2004, *ApJ*, **613**, 109  
 Ho, L. C. 2008, *ARA&A*, **46**, 475  
 Ho, L. C., Filippenko, A. V., & Sargent, W. L. W. 1997, *AJ*, **487**, 568  
 Ho, L. C., et al. 2001, *ApJ*, **549**, L51  
 Humphrey, P. J., & Buote, D. A. 2008, *ApJ*, **689**, 983  
 Kauffmann, G., Heckman, T. M., & Best, P. N. 2008, *MNRAS*, **353**, 713  
 Kauffmann, G., et al. 2003, *MNRAS*, **346**, 1055  
 Kauffmann, G., et al. 2004, *MNRAS*, **353**, 713  
 Kewley, L. J., Groves, B., Kauffmann, G., & Heckman, T. 2006, *MNRAS*, **372**, 961  
 Kim, D.-W., & Fabbiano, G. 2004, *ApJ*, **611**, 846  
 Kollmeier, J. A., et al. 2006, *ApJ*, **648**, 128  
 Kormendy, J., Fisher, D. B., Cornell, M. E., & Bender, R. 2009, *ApJS*, **182**, 216  
 Kormendy, J., & Richstone, D. 1995, *ARA&A*, **33**, 581  
 Kormendy, J., et al. 1997, *ApJ*, **482**, L139  
 Lauer, T. R., et al. 1996, *ApJ*, **471**, L79  
 Loewenstein, M., Mushotzky, R. F., Angelini, L., Arnaud, K. A., & Quataert, E. 2001, *ApJ*, **555**, L21  
 Magorrian, J., et al. 1998, *AJ*, **115**, 2285  
 Marconi, A., & Hunt, L. K. 2003, *ApJ*, **589**, L21  
 Marconi, A., Risaliti, G., Gilli, R., Hunt, L. K., Maiolino, R., & Salvati, M. 2004, *MNRAS*, **222**, 49  
 McLure, R. J., & Dunlop, J. S. 2002, *MNRAS*, **331**, 795  
 Mei, S., et al. 2007, *ApJ*, **655**, 144  
 Merloni, A., & Heinz, S. 2008, *MNRAS*, **388**, 1011  
 Merritt, D. 2009, *ApJ*, **694**, 259  
 Miller, C. J., Nichol, R. C., Gómez, P. L., Hopkins, A. M., & Bernardi, M. 2003, *ApJ*, **597**, 142  
 Nandra, K., et al. 2007, *ApJ*, **660**, L11  
 Ott, J., Walter, F., & Brinks, E. 2005, *MNRAS*, **358**, 1453  
 Page, M. J., Stevens, J. A., Ivison, R. J., & Carrera, F. J. 2004, *ApJ*, **611**, L85  
 Pellegrini, S. 2005, *ApJ*, **624**, 155  
 Pellegrini, S., Ciotti, L., & Ostriker, J. P. 2007, *ApJ*, **64**, 340  
 Rich, R. M., et al. 2005, *ApJ*, **619**, L107  
 Roberts, T. P., & Warwick, R. S. 2000, *MNRAS*, **315**, 98  
 Salim, S., et al. 2007, *ApJS*, **173**, 267  
 Santra, S., Sanders, J. S., & Fabian, A. C. 2007, *MNRAS*, **382**, 895  
 Sarazin, C. L., Irwin, J. A., & Bregman, J. N. 2001, *ApJ*, **556**, 553  
 Satyapal, S., Vega, D., Dudik, R. P., Abel, N. P., & Heckman, T. 2008, *ApJ*, **677**, 926  
 Schawinski, K., Virani, S., Simmons, B., Urry, C. M., Treister, E., Kaviraj, S., & Kushkuley, B. 2009, *ApJ*, **692**, L19  
 Schawinski, K., et al. 2007, *MNRAS*, **382**, 1415  
 Schawinski, K., et al. 2010, *ApJ*, **711**, 284  
 Seth, A., Agüeros, M., Lee, D., & Basu-Zych, A. 2008, *ApJ*, **678**, 116  
 Seth, A., et al. 2010, AIP Conf. Ser., Hunting for the Dark: The Hidden Side of Galaxy Formation, ed. V. P. Debattista & C. C. Popescu (Melville, NY: AIP), in press (arXiv:1002.0824)  
 Shankar, F., Weinberg, D. H., & Miralda-Escudé, J. 2009, *ApJ*, **690**, 20  
 Silverman, J. D., et al. 2008, *ApJ*, **675**, 1025  
 Sivakoff, G. R., et al. 2007, *ApJ*, **660**, 1246  
 Sivia, D. S. 2006, *Data Analysis, A Bayesian Tutorial* (Oxford: Oxford Univ. Press)  
 Soltan, A. 1982, *MNRAS*, **200**, 115  
 Soria, R., Graham, A. W., Fabbiano, G., Baldi, A., Elvis, M., Jerjen, H., Pellegrini, S., & Siemiginowska, A. 2006a, *ApJ*, **640**, 143  
 Soria, R., Graham, A. W., Fabbiano, G., Baldi, A., Elvis, M., Jerjen, H., Pellegrini, S., & Siemiginowska, A. 2006b, *ApJ*, **640**, 126  
 Springel, V., Di Matteo, T., & Hernquist, L. 2005, *MNRAS*, **361**, 776  
 Terashima, Y., & Wilson, A. S. 2003, *ApJ*, **583**, 145  
 Van Wassenhove, S., Volonteri, M., Walker, M. G., & Gair, J. R. 2010, *MNRAS*, submitted (arXiv:1001.5451)  
 Volonteri, M., Haardt, F., & Gültekin, K. 2008, *MNRAS*, **384**, 1387  
 Wehner, E. H., & Harris, W. E. 2006, *ApJ*, **644**, L17  
 Woo, J.-H., & Urry, C. M. 2002, *ApJ*, **579**, 530  
 Yu, Q., & Tremaine, S. 2002, *MNRAS*, **335**, 965  
 Zhang, W. M., Soria, R., Zhang, S. N., Swartz, D. A., & Liu, J. F. 2009, *ApJ*, **699**, 281  
 Zhao, P., Grindlay, J. E., Hong, J. S., Laycock, S., Koenig, X. P., Schlegel, E. M., & van den Berg, M. 2005, *ApJS*, **161**, 429