

PSFC/JA-08-23

**RELATIVISTIC PROPAGATION AND
DAMPING OF ELECTRON CYCLOTRON
WAVES IN TOROIDAL PLASMAS**

Abhay K. Ram and Joan Decker*

July 2008

Plasma Science & Fusion Center
Massachusetts Institute of Technology
Cambridge, Massachusetts 02139, U.S.A.

*CEA Cadarache
F-13108 St. Paul lez Durance, France

This work was supported by the U.S. Department of Energy Contracts No. DE-FG02-91ER-54109 and DE-FG02-99ER-54521. Reproduction, translation, publication, use and disposal, in whole or part, by or for the United States Government is permitted.

To appear in *Proceedings of the 15th Joint Workshop on Electron Cyclotron Emission and Electron Cyclotron Resonance Heating*, Yosemite National Park, California, 2008.

RELATIVISTIC PROPAGATION AND DAMPING OF ELECTRON CYCLOTRON WAVES IN TOROIDAL PLASMAS

ABHAY K. RAM*

*Plasma Science and Fusion Center, Massachusetts Institute of Technology,
Cambridge, MA 02139. USA*

**E-mail: abhay@mit.edu*

JOAN DECKER

*CEA Cadarache
F-13108 St. Paul lez Durance, France*

In the electron cyclotron range of frequencies (ECRF), the extraordinary X waves or the ordinary O waves have been successfully used in many conventional tokamaks for generating plasma current and for modifying the current profile. ECRF waves are expected to play a similarly important role in ITER for current profile control. Also, in the EC frequency range, electron Bernstein waves have been used for heating and for current generation in stellarators, conventional tokamaks, and a levitated dipole. EBWs are also highly suitable candidates for current profile control in overdense plasmas encountered in spherical tokamaks (ST). It is well-known that relativistic effects need to be included in a proper description of the propagation and damping of EC waves. We have developed a code R2D2 which numerically solves the fully relativistic dispersion relation for all EC waves. The results from R2D2 provide an insight into the properties of EC waves and the effect of relativity on the damping of these waves. We present similarities between the damping of O waves and EBWs. The physics of the interaction of O waves with electrons in ITER-type plasmas bears similarity to the interaction of EBWs with electrons in STs. So EBW current drive in STs could provide useful insight into O wave physics in ITER.

1. Introduction

We have developed a fully relativistic code R2D2 which solves for wave propagation and damping of all waves in the electron cyclotron range of frequencies (ECRF) [1]. This code has been used in a number of studies on electron cyclotron waves and electron Bernstein waves (EBW) [1–5]. In this paper we present results on the damping of the ordinary O waves in

plasmas which are ITER-like and the damping of EBWs in plasmas which represent present day STs.

2. Relativistic Effects in Wave Propagation and Damping

In Fig. 1 we plot the real and imaginary parts of n_{\perp} , calculated from R2D2, as a function of ω/ω_{ce} for the O wave in ITER-type of plasma conditions. Here n_{\perp} is the wave index perpendicular to the magnetic field, (n_{\parallel} being the parallel wave index), ω is the wave angular frequency, and ω_{ce} is the electron cyclotron angular frequency. The real part of n_{\perp} describes the propagation characteristics of the O wave. The imaginary part of n_{\perp} is a measure of the damping of the wave. In these figures we compare the relativistic (solid red) and the non-relativistic (dashed blue) results. It is evident that the relativistic results are significantly different from the non-relativistic results. The differences are more pronounced in the vicinity of the cyclotron resonance for both the propagation and damping parts of the wave dispersions. In approaching the cyclotron resonance from the high-field side ($\omega/\omega_{ce} \leq 1$), the relativistic damping starts to occur before the non-relativistic damping. In the approach to the resonance from the low field side, relativity tends to narrow the deposition profile so that deposition starts closer the cyclotron resonance. Overall, relativity tends to broaden the deposition profile and reduce the maximum value.

Figure 2 displays the O mode dispersion characteristics for a plasma temperature of 10 keV. The higher temperature seems to broaden the wave damping profile while the maximum value of the imaginary part of n_{\perp} remains essentially the same as for a temperature of 5 keV. In approaching the cyclotron resonance from the low field side, the damping occurs toward the high field side of the resonance with the deposition of wave power occurring closer to the resonance for low temperatures.

The propagation and damping physics of O waves is being studied in present tokamaks. However, an ST plasma is not a suitable candidate for O waves since the plasma is overdense. At low harmonics the O wave is cutoff near the edge of the plasma while at high harmonics the plasma is essentially transparent to the wave. Since EBWs do not have density cutoffs and are well absorbed by electrons in the Doppler-shifted vicinity of low order cyclotron resonances, they are well suited for ST plasmas [6] such as those encountered in NSTX [7] and MAST [8]. The differences between non-relativistic and relativistic dispersion characteristics in present day STs are similar to those for the O wave in ITER-like plasmas. In Fig. 3 we plot the imaginary part of $k_{\perp}\rho_e$ as a function of ω/ω_{ce} for parameters relevant to a

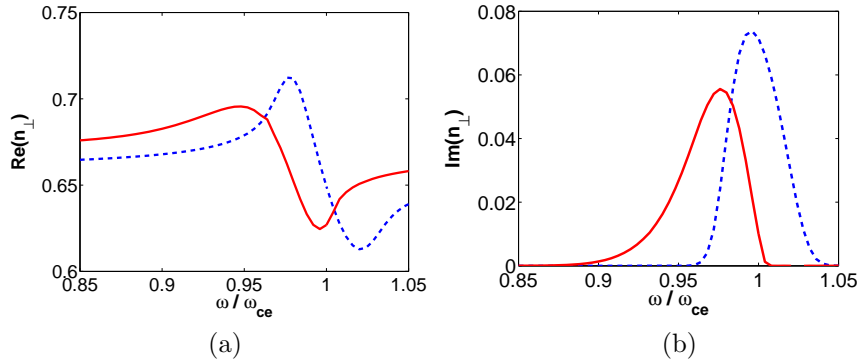


Fig. 1. (a) Real- n_{\perp} versus ω/ω_{ce} for $\omega/2\pi = 170$ GHz, electron temperature $T_e = 5$ keV, $\omega_{pe}/\omega = 0.75$ (ω_{pe} is the electron plasma frequency), and $n_{\parallel} = 0.1$. (b) The corresponding imaginary part of n_{\perp} .

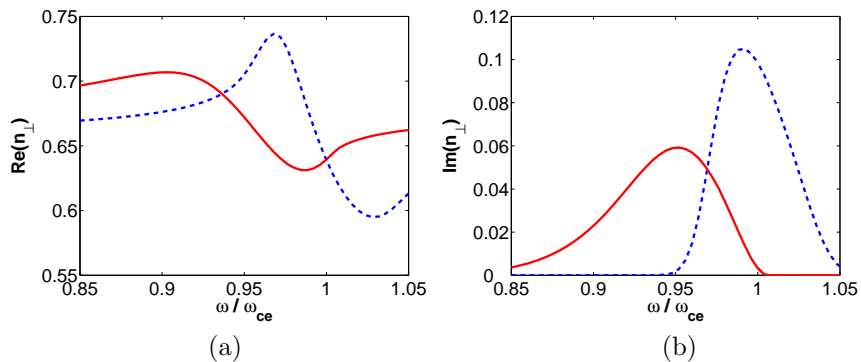


Fig. 2. The same as Fig. 1 except that $T_e = 10$ keV.

NSTX plasma. Here k_{\perp} is the perpendicular component of the wave vector and ρ_e is the electron Larmor radius. We see differences, similar to those for the O waves, between the relativistic (solid red) and the non-relativistic (dashed blue) results when approaching the resonance from the low field side and from the high field side. When approaching the resonance from the low field side, relativity tends to narrow the absorption profile, while for the high field side approach relativity tends to broaden the absorption profile. In a high- β NSTX-type plasma, there is a dip in the magnetic field along the equatorial plane [6]. By an appropriate choice of EBW frequency, the wave can approach the cyclotron resonance either from the low field

side or from the high field side while keeping the launching position of the wave same. Thus, an ST offers an extended test of waves in the EC range of frequencies.

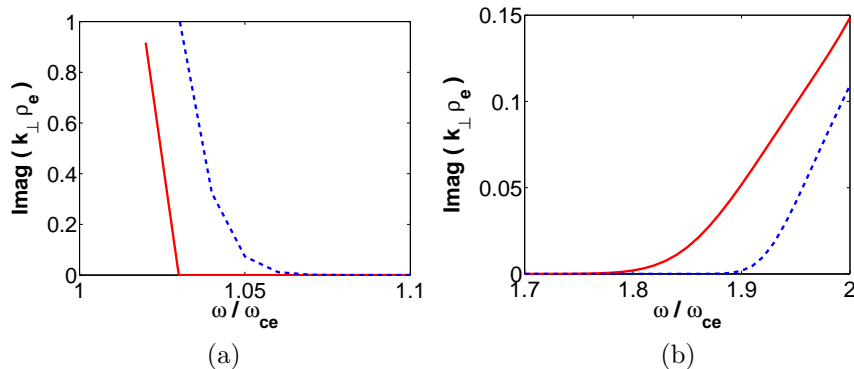


Fig. 3. Imaginary part of $(k_{\perp} \rho_e)$ versus ω/ω_{ce} for $\omega_{pe}/\omega_{ce} = 6$, $T_e = 3$ keV, and $n_{\parallel} = 0.2$: (a) for low field side approach and (b) for high field side approach to the cyclotron resonance.

In Fig. 4(a) we compare, as a function of the plasma temperature, the relativistic (solid red) and the non-relativistic (dashed blue) values of the imaginary part of n_{\perp} for EBWs in typical NSTX-type plasmas. From this figure it is evident that relativistic effects become important for EBWs for temperatures above 1 keV. From Fig. 2, we note that, in ITER-type plasmas, the damping of the O mode and its interaction with electrons is significantly affected by relativity for temperatures near 10 keV. Relativistic shifts in the damping profile can be studied in present day STs. Thus, the dispersion characteristics of EBWs in STs will provide an insight into relativistic modifications to the characteristics of O waves in ITER.

3. Current Drive by Electron Cyclotron Waves

The primary role of EC waves in ITER will be to drive localized plasma currents. The current drive physics depends on the momentum of the electrons in the distribution function that interact with the EC waves. A measure of this interaction is the optical depth of the EC waves. The optical depth can be determined from the linear theory of EC wave propagation and damping [9]. In Fig. 4(b) we plot the momentum of the electrons, normalized to the thermal momentum, as a function of the optical depth of EC waves.

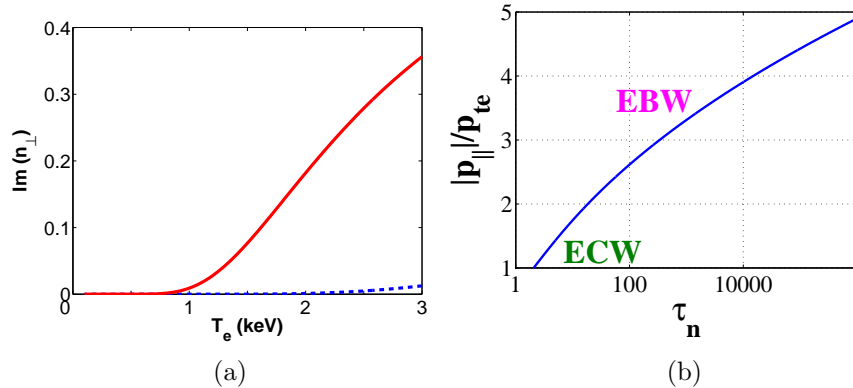


Fig. 4. (a) $Im(n_{\perp})$ versus electron temperature for $\omega/\omega_{ce} = 1.9$ for $\omega_{pe}/\omega_{ce} = 6$, and $n_{\parallel} = 0.2$. (b) The parallel electron momentum normalized to the thermal momentum versus the optical depth for the electron cyclotron waves. ECW represents the X and O waves.

The optical depth of X and O waves is around 10 (represented by ECW in the figure) so that these waves interact with electrons near the thermal momentum. For EBWs the optical depth is in the range $200 \lesssim \tau_n \lesssim 1000$, so that EBWs interact with electrons in the range $3 \lesssim p_{\parallel}/p_{te} \lesssim 4$. Thus, EBWs interact with electrons which are approximately an order of magnitude more energetic than the electrons with which the O wave interacts in present day tokamaks. If the plasma temperature in the region where EBWs damp in an ST is 3 keV, the effective energy of the electrons with which the EBWs interact is around 30 keV. In ITER the O mode will be interacting with electrons in this approximate energy range. Thus, EBW experiments in a ST can provide insight into the physics of the interaction of EC waves with highly energetic electrons.

The EBWs can drive plasma currents in a ST either through the Fisch-Boozer scheme [10] or the Ohkawa scheme [11,12]. The latter means of current drive is possible since, on the outboard side, a large fraction of the electrons in a ST are magnetically trapped. Even though the Ohkawa current drive is not envisioned for ITER, experiments on a ST can be useful in extending our understanding of the wave-particle interactions.

The code R2D2 has been coupled to a code LUKE [13] which solves for RF driven current using a quasilinear diffusion operator. Some results on EBW current drive obtained from this combination of codes have been discussed in [1].

4. Conclusions

The implication of the results presented in this paper is as follows. We can study the importance of relativistic effects on EC wave propagation in present day STs. The relativistic modifications to the propagation and damping of EBWs in STs will provide an insight into the effect of relativity on O wave propagation and damping in ITER. The ECRF waves in ITER will be used for stabilizing the neo-classical tearing mode. For this to be accomplished successfully we need to account for any changes in the spatial location of wave damping. The EBWs in STs will damp on electrons whose energies are similar to those that will interact with O waves in ITER. The O waves and EBWs interact with electrons via the cyclotron resonance interaction. Consequently, we can study the interaction physics of EC waves at high ITER-like temperatures in present day ST plasmas.

5. Acknowledgments

This work was supported by DoE grants DE-FG02-91ER-54109 and DE-FG02-99ER-54521.

6. References

References

1. A. K. Ram, J. Decker, and Y. Peysson, *J. Plasma Phys.* **71**, 675 (2005).
2. J. Decker and A. K. Ram, *Phys. Plasmas* **13**, 112503 (2006).
3. E. Nelson-Melby, R. W. Harvey, A. P. Smirnov, and A. K. Ram, *Plasma Phys. Control. Fusion* **49**, 1913 (2007).
4. R. Prater et al., *Nuclear Fusion* **48**, 035006 (2008).
5. R. W. Harvey, A. P. Smirnov, E. Nelson-Melby, G. Taylor, S. Coda, and A. K. Ram, *Fus. Sci. Tech.* **53**, 237 (2008).
6. A. K. Ram and S. D. Schultz, *Phys. Plasmas* **7**, 4084 (2000).
7. M. One et al., in *Proc. 17th International Conf. on Fusion Energy 1998 (Yokohama, 1998)* (Vienna: IAEA) CD-ROM file ICP/01 and http://www.iaea.org/programmes/ripe/physics/fec1998/pdf/icp_01.pdf.
8. A. Sykes, *ibid.*, CD-OM file OV2/5.
9. J. Decker, Ph.D. Thesis, Department of Electrical Engineering and Computer Science, M.I.T., Cambridge, MA 02139. USA (2005).
10. N. J. Fisch and A. Boozer, *Phys. Rev. Lett.* **45**, 720 (1980).
11. T. Ohkawa, General Atomics Report No. GA-A13847 (1976).
12. See also J. Decker, in *Proc. 15th Topical Conf. on RF Power in Plasmas*, AIP Conf. Proc. No. 694 (ed. C.B. Forest), Melville, New York (2003), p. 447.
13. J. Decker and Y. Peysson, *Report EUR-CEA-FC-1736*, Cadarache, France (2004).