



NIH PUBLIC ACCESS

## Author Manuscript

*Chem Sci.* Author manuscript; available in PMC 2012 February 28.

Published in final edited form as:

*Chem Sci.* 2010 ; 1(1): 13–31. doi:10.1039/C0SC00107D.

## Diamine Ligands in Copper-Catalyzed Reactions

**David S. Surry and Stephen L. Buchwald**

Department of Chemistry, Massachusetts Institute of Technology, 77 Massachusetts Avenue, Cambridge, MA 02139, USA. Fax: +1-617-253-3297; Tel: +1-617-253-1885

Stephen L. Buchwald: sbuchwal@mit.edu

### Abstract

The utility of copper-mediated cross-coupling reactions has been significantly increased by the development of mild reaction conditions and the ability to employ catalytic amounts of copper. The use of diamine-based ligands has been important in these advances and in this review we discuss these systems, including the choice of reaction conditions and applications in the synthesis of pharmaceuticals, natural products and designed materials.

### Introduction

Copper-mediated cross-coupling reactions that form C-C, C-N and C-O bonds have a long history in organic chemistry and have been used in industrial processes.<sup>1</sup> A key limitation of these protocols, however, is the requirement for harsh reaction conditions (high temperatures and polar solvents) and the need to use stoichiometric or greater quantities of copper. Following important earlier contributions,<sup>2–6</sup> a major improvement came in 2001 when Buchwald showed that diamine ligands enable the coupling of aryl halides and amides (the Goldberg reaction) to be performed under much milder conditions using a weak base, non-polar solvent and temperatures as low as room temperature with a catalytic amount of copper.<sup>7</sup> These new conditions significantly increased the utility of these reactions and there has since been an avalanche of research into Cu-catalyzed cross-coupling.<sup>8–15</sup> These Cu-catalyzed reactions are robust, can be performed with simple ligands and can be used in the presence of a plethora of functional groups, making them highly attractive to those engaged in the synthesis of complex molecular architectures. A range of different useful ligands have emerged including phenanthrolines,<sup>3,16,17</sup>  $\alpha$ -amino acids,<sup>4,12,18,19</sup> 1,3-diketones,<sup>20,21</sup> imines,<sup>22,23</sup> salicylamides<sup>24</sup> and others<sup>6,25–39</sup> as well as “ligand-free” systems.<sup>40–45</sup> A key advantage of diamine-based ligand systems for copper over some others that have been brought forward is the large scale access to the ethylenediamine and cyclohexanediamine backbones (it should be noted there have also been studies with BINAM<sup>46–48</sup>) and the commercial availability of the ligands.

The mechanistic details of these reactions have remained somewhat obscure, however, several recent experimental<sup>49–57</sup> and computational studies<sup>58</sup> have begun to shed light on this area. Recently, excellent reviews on Cu-catalyzed cross-coupling have focused on applications in synthesis,<sup>13</sup> developments in methodology<sup>11</sup> and the use of amino acid-based ligands.<sup>12</sup> It is the goal of this review to discuss the utilization of diamine ligands in Cu catalysis and to illustrate the power of these methods with examples drawn from the synthesis of natural products, pharmaceuticals and novel materials.

---

Correspondence to: Stephen L. Buchwald, sbuchwal@mit.edu.

A complementary approach, pioneered by Lam, Chan<sup>59,60</sup> and Evans,<sup>61</sup> is provided by the coupling of heteroatom-based nucleophiles with boronic acids in the presence of a copper salt, typically under an atmosphere of air. These reactions have the advantage of taking place under mild conditions (often at room temperature under neutral conditions)<sup>9,62,63</sup> and have been utilized in some elegant natural product syntheses.<sup>64–66</sup> A number of aryl donors have been employed in these reactions including aryl stannanes,<sup>67</sup> aryl bismuth reagents,<sup>68</sup> aryl siloxanes<sup>69</sup> and diaryl iodonium salts.<sup>70</sup> These reactions can offer unrivalled functional group tolerance, however, the expense and difficulty of access to the arylating agents can represent a serious limitation. (Figure 1)

## Copper-Catalyzed Methods

In 2001 Buchwald<sup>7</sup> showed that the use of diamine ligands allows the Goldberg reaction of aryl halides to be performed under mild conditions, employing a weak base and non-polar solvent (Scheme 1).<sup>71–75</sup> This discovery has had a significant impact on the synthesis of natural products and pharmaceuticals (*vide infra*) and other catalyst systems have since been described by others.<sup>19,22,26,76</sup>

These early studies laid out the parameters which have proved useful in later applications of these catalyst systems. The best solvents are toluene and dioxane, although DMF is better for very polar amides. A range of different copper sources are active, CuI gives the highest yields and has the advantage of being cheap and air stable. The choice of base, however, is much more important. For aryl iodides  $K_3PO_4$  is best,  $K_2CO_3$  giving a much slower reaction. On the other hand, for aryl bromides, which generally react more slowly than aryl iodides,  $K_3PO_4$  is often unsuccessful, but  $K_2CO_3$  is effective. This disparity is thought to result from the need to match the rate of deprotonation of the amide and the rate of C–N bond formation. If the rate of deprotonation is relatively too high, then deprotonated amide accumulates and forms an unreactive cuprate complex.<sup>49</sup> Evidence to support this hypothesis comes from the observation that strong bases such as KHMDS are only efficacious if added slowly to the reaction mixture. Indeed both  $K_3PO_4$  and  $K_2CO_3$  behave as strong bases in aprotic solvents, but their low solubility ensures slow formation of the deprotonated amide. Studies were also performed to determine the optimal ligand structure. A wide range of diamines were examined in these reactions and it was found that ligands based on either ethylenediamine or cyclohexanediamine provide favorable reactivity.<sup>71,77</sup> Ligands derived from the former are generally preferred due to their lower cost. In some cases the unsubstituted diamines can be used, however, N,N'-dimethyl-substituted ligands generally provide higher rates and avoid problems associated with undesired N-arylation of the ligand under the reaction conditions.<sup>77</sup> Further substitution at N or the use of larger groups in place of methyl results in substantially less efficient catalysts (Figure 2).<sup>71</sup> Kinetic studies have indicated that the role of the ligand is to help prevent the formation of less reactive, multiply ligated cuprate structures. Indeed diamine coordination to the isolated copper(I) amidate has been shown to generate a species that is both chemically and kinetically competent for N-arylation.<sup>49,52</sup>

The reaction is applicable to a range of electron-rich and electron-deficient aryl and heteroaryl bromides and iodides and even some aryl chlorides. Carbamates are also useful coupling partners, but the reaction remains most suitable for lactams and primary amides. Acyclic secondary amides are much more challenging, an efficient reaction can only be realized for N-aryl or N-methyl amides, except in the case of formamides (Scheme 2).

In a notable application, the Cu-catalyzed arylation of trifluoroacetamide followed by hydrolysis has been used to allow the use of trifluoroacetamide as an ammonia equivalent in the synthesis of anilines from aryl halides.<sup>78</sup> The same ligand system can be used for the

synthesis of enamides by the coupling of amides with vinyl halides (Scheme 3).<sup>79</sup> This method has seen considerable application in the synthesis of various natural products (*vide infra*). Very similar conditions are also applicable to the coupling of azoles with vinyl halides.<sup>80</sup>

Porco had previously detailed the use of copper(I) thiophenecarboxylate (CuTC) as a catalyst for the amidation of vinyl halides, however this method is limited to terminal vinyl iodides.<sup>81</sup> Porco subsequently recognized that the combination of CuTC and **A** as stoichiometric reagents constitutes a useful system.<sup>82</sup> Ma has shown that an alternative catalyst system exploiting N,N-dimethylglycine as ligand is also quite effective.<sup>83</sup>

Hsung found that diamine ligands allow the successful amidation of alkynyl bromides to give ynamides (Scheme 4).<sup>84</sup> This method permits a complementary access to ynamides, which are proving to be useful synthons.<sup>85</sup>

The method was later extended to include sulfonamides by Urabe and Sato.<sup>86</sup> Subsequently, Danheiser<sup>87</sup> and Hsung<sup>88,89</sup> have discovered alternative conditions which have served to increase the substrate scope. Recently Evano has documented a new method for the synthesis of ynamides from 1,1-dibromo-1-alkenes and sulfonamides or carbamates using a copper-diamine catalyst (Scheme 5).<sup>90</sup>

The reaction is thought to proceed via initial amidation of the *trans* C-Br bond of the dibromoalkene followed by elimination of HBr to yield the ynamide. Evano has also shown that the formation of either a ketene N,N-acetal or an ynamide from the reaction of a 1,1-dibromo-1-alkene with amides can be controlled by the choice of solvent – when dioxane is used the ynamide results, with toluene the N,N-acetal.<sup>91</sup> Allenamides are another important class of synthetic intermediate and can be accessed by the Cu-catalyzed coupling of nucleophiles with allenyl halides. The first reaction of this class was described by Trost (Scheme 6).<sup>92</sup>

Hsung studied a very similar catalyst system and showed that enantiomerically enriched allenyl halides undergo coupling without isomerization.<sup>93</sup> Recently, Bäckvall showed that the use of a closely related catalyst system employing **A** as ligand allows the synthesis of allylic allenamides by the coupling of N-tosyl allylic amines with allenyl halides.<sup>94</sup>

A number of ligands have been used for the Cu-catalyzed arylation of anilines,<sup>18,25,95,96</sup> however, the arylation of heteroarylamines remains challenging as reduction of the aryl halide electrophile competes with the desired amination.<sup>97</sup> Heteroaryl diarylamines have emerged as an important class of molecules in a range pharmaceuticals, notably protein kinase inhibitors such as Imatanib.<sup>98</sup> One of the best systems for the arylation of heteroarylamines was disclosed by Liu using diamine ligand **A**; phenanthroline and proline proved much less efficient (Scheme 7).<sup>99</sup> In order for the reaction of aryl bromides to proceed efficiently, it is necessary to add potassium iodide to the reaction mixture, presumably to effect an *in situ* halide exchange reaction.<sup>100</sup>

Buchwald has shown that these catalytic systems can also be used for the N-arylation of indoles<sup>77</sup> and for a range of other NH heterocycles (Scheme 8).<sup>7,101</sup> For simple substrates the unsubstituted ligand **B** is serviceable. However, for more difficult cases (for example, *ortho*-substituted aryl halides), N,N' substituted ligands **A** and **C** give better results (in the case of ligand **C**, the *trans* isomer is more effective than the *cis*). It was demonstrated that for challenging substrates the N-arylation of the unsubstituted ligand **B** can occur and the formation of such N-aryl ligands decreases the rate of the desired arylation as well as consuming one of the substrates. Aryl iodides and bromides undergo the desired reaction with the indole nitrogen and selective arylation is possible in the presence of free alcohols,

anilines, amides and primary amines. A considerable variety of alternative ligand systems has since become available.<sup>16,18,22,23,26,39,44,45,102,103</sup>

The use of diamine ligands can also give a favorable outcome for the Cu-catalyzed vinylation of NH heterocycles.<sup>104–108</sup> This approach was applied to the enantioselective synthesis of  $\beta$ -azaheterocyclic acid derivatives<sup>109</sup> by coupling of iodoenates followed by enantioselective Cu-catalyzed conjugate reduction (Scheme 9).

Later Xi studied the use of diamine ligands in this reaction in more detail and found that ethylenediamine is the most efficient, allowing the coupling of a variety of azoles with vinyl bromides.<sup>80</sup> Movassaghi has developed a complementary Pd-catalyzed coupling of pyrroles and indoles with vinyl triflates.<sup>110</sup>

Saito disclosed the Cu-catalyzed coupling of aryl iodides and some aryl bromides with tetra-*n*-butyl ammonium nitrite to yield aromatic nitro compounds (Scheme 10).<sup>111</sup> This was the first example of a cross-coupling route to these important compounds. The scope of this approach has recently been significantly extended by the use of a Pd-based catalyst.<sup>112</sup>

Diamine ligands can also be used in the Cu-catalyzed coupling of sodium azide with aryl halides, the reaction proving suitable for a range of electron-rich and electron-deficient aryl bromides.<sup>113</sup> Ma has shown that proline is also an effective ligand for copper for this reaction.<sup>114</sup> In a recent study by Molander and Ham, diamine ligands and proline proved equally efficient in bringing about the coupling of azide with haloaryltrifluoroborates (Scheme 11).<sup>115</sup>

The synthesis of aryl azides by Cu-catalyzed coupling is significant because of the utility of aryl azides in click chemistry<sup>116</sup> and the reported difficulty in using Pd-based catalysts to effect this transformation.<sup>117</sup>

Diamine ligands are also useful in Cu-catalyzed C-P bond construction (Scheme 12).<sup>118</sup> It was found that with these ligands the efficiency of the coupling of secondary phosphites with aryl halides is significantly increased, although the coupling of secondary phosphines can be conducted without the addition of ligand. Subsequently it has been shown that both proline and picolinic acid can also be employed as ligands in bringing about this transformation.<sup>119</sup>

Li has studied the Cu-catalyzed C- or O-arylation of enolates using diamine ligands (Scheme 13).<sup>120</sup> In initial screening these authors showed that diamine ligand **A** provides a far more active catalyst system than proline or phenanthroline.

Researchers at Merck Frosst have demonstrated that diamine ligands can be useful for the synthesis of sulfones from sulfinate salts and aryl halides (Scheme 14).<sup>121</sup> This represents a considerable improvement over previous conditions which required the use of stoichiometric CuI.<sup>122</sup> It has subsequently been shown by Ma<sup>123</sup> that proline is also a competent ligand in this transformation and allows the use of some aryl bromides.

The classic Rosenmund-von Braun reaction (the conversion of aryl halides to benzonitriles with CuCN)<sup>124</sup> can be performed in a catalytic manner by using diamine ligand **A** and NaCN as the source of cyanide (Scheme 15).<sup>125</sup> This method is applicable to aryl iodides and by addition of 20 mol% KI can be extended to aryl bromides by exploiting an *in situ* Finkelstein reaction.<sup>100</sup>

These conditions have been used in the synthesis of biologically active molecules<sup>126,127</sup> and a number of variants have since been documented using alternative ligand systems and cyanide sources.<sup>128–131</sup>

## Applications in the Synthesis of Heterocycles

Transition metal-catalyzed reactions have seen extensive use in the synthesis of heterocycles.<sup>132,133</sup> Interest in these processes stems from their ability to make heterocycles with unusual substitution patterns that are inaccessible by traditional approaches. The facility with which Cu/diamine systems can bring about carbon-heteroatom bond formation has led to the use of these catalysts in a number of novel methods, allowing access to a range of functionalized heterocycles, typically under mild conditions.

One of the earliest examples of heterocycle synthesis with a copper-diamine catalyst system was the synthesis of indolines by intramolecular aryl amidation (Scheme 16).<sup>71</sup>

It was found that the presence of the ligand was essential for reaction to occur. Intramolecular amidation proceeds much more easily than the intermolecular process, a phenomenon which has also been observed in analogous Pd-catalyzed reactions.<sup>134</sup> Subsequently other systems have been described for such intramolecular amidations.<sup>18,135</sup> Evano extended this method to the synthesis of pyrroloindoles (a structural motif found in a range of biologically active alkaloids) from iodotryptophans (Scheme 17).<sup>136</sup>

Li has investigated intramolecular amidation reactions of vinyl halides. Initially the synthesis of  $\beta$ -lactams and alkylideneazetidines was studied (Scheme 18).<sup>137</sup> The outcome is highly dependent on the nature of the substituent on nitrogen, the reaction is successful for *N*-tosyl amines but not for unsubstituted or Boc protected amines. The choice of ligand for copper is also significant, diamine ligand **A** is very effective, while the use of amino acid derivatives and phenanthroline gives much lower yields. This method was later extended to the preparation of larger ring systems.<sup>138</sup>

It is also possible to synthesize medium-ring nitrogen heterocycles by Cu-catalyzed arylation of a  $\beta$ -lactam, followed by ring-opening by a pendant amino group (Scheme 19).<sup>139</sup> The realization of the reaction is dependent on the competing rates of the desired arylation of the amide against the undesired intramolecular reaction of the amine to form an indoline. It was shown that the ratio of these products is strongly influenced by the presence of the diamine ligand.

Pabba at Albany Molecular Research has shown that *N*-aryl indazoles may be accessed in a two-step, one pot protocol from 2-halobenzaldehydes (Scheme 20).<sup>140</sup> An aryl hydrazine is first treated with a 2-halobenzaldehyde under microwave irradiation to furnish an intermediate aryl hydrazone which is not isolated, CuI and diamine ligand are then added to the reaction mixture and irradiation continued to afford the indazole. Importantly, it was shown that in the absence of the diamine ligand only a trace of product is formed.

A two step reaction sequence has also been employed to make indolines via a domino Cu-catalyzed amidation/nucleophilic substitution process (Scheme 21). The clean inversion observed at the mesylate center strongly indicates the occurrence of an  $S_N2$  substitution process.<sup>141</sup> The reaction can also be used to synthesize 6- and 7-membered rings and a range of nitrogen protecting groups including Boc, Cbz and acetyl are compatible.

Buchwald used a Cu/diamine catalyst system in the synthesis of *N*-(2-ketoaryl)amides by amidation of *o*-halophenones (Scheme 22).<sup>142</sup> The reaction still proceeds in the absence of ligand, but at a much lower rate. These intermediates can subsequently be engaged in a

Camps cyclization to generate 2-aryl-4-quinolones or in a McMurry coupling to access indoles.

Li<sup>143,144</sup> and Buchwald<sup>145</sup> have both delineated a route to substituted pyrroles based on the Cu-catalyzed double alkenylation of amides with 1,4-diiodo-1,3-dienes which are available from the zirconium-<sup>146</sup> or titanium-mediated<sup>147</sup> coupling of two alkynes (Scheme 23).

Willis has used this method in the synthesis of indoles by the tandem coupling of 2-(2-haloalkenyl)-aryl halides with carbamates, amides or anilines (Scheme 24).<sup>148</sup> This author had previously published a complementary procedure using Pd-based catalysts.<sup>149,150</sup>

A Cu-catalyzed amidation of vinyl halides followed by cyclization with iodine provides a route to oxazoles (Scheme 25).<sup>151</sup> This method grants entry to trisubstituted oxazoles, but is much less efficient for the preparation of mono- and disubstituted oxazoles. The latter could, however, be accessed via a domino C-N/C-O bond-forming reaction of 1,2-dihaloalkenes. A related method had been used previously by Glorius in the synthesis of benzoxazoles.<sup>152</sup>

Scientists at Johnson & Johnson have developed a conceptually similar approach for the synthesis of benzimidazoles from 1,2-dihaloarenes and amidines (Scheme 26).<sup>153</sup>

In 2006 Buchwald disclosed a method for the synthesis of pyrroles by a domino Cu-catalyzed amidation/hydroamidation sequence of haloenynes.<sup>154</sup> Pyrazoles could also be accessed by this method by utilizing bis-Boc hydrazine as nucleophile (Scheme 27). Preliminary mechanistic studies indicated that the hydroamidation step is both Cu-catalyzed and base-assisted. Ackermann has applied an allied approach to the synthesis of indoles.<sup>155</sup>

Lautens has used a diamine ligand in a tandem intramolecular amidation of *gem*-dibromoalkenes to generate imidazoindolones (Scheme 28). Such 2-aminoindoles are hard to generate by more traditional approaches such as the Fischer indole synthesis, but are structural components of a range of alkaloids.<sup>156</sup>

In 2007 Buchwald showed that N-alkylbenzimidazoles can be accessed from *o*-haloanilides by Cu-catalyzed amidation, followed by acid- or base-mediated cyclization, diamine ligands proved to be the most effective of those examined (Scheme 29).<sup>157</sup>

This is an important method as it allows access to regioisomerically pure, substituted, N-alkyl benzimidazoles. At approximately the same time Ma published a similar process for the synthesis of benzimidazoles using proline as ligand.<sup>158</sup> A complementary Pd-catalyzed method allows access to N-aryl benzimidazoles by exploiting anilines as the nucleophile.<sup>159</sup>

## Copper-Catalyzed Halide Exchange

In 2002 Buchwald showed that diamine ligands exhibit an accelerating effect on the copper-catalyzed halide exchange between aryl bromides and inorganic iodides, sometimes referred to as the aromatic Finkelstein reaction (Scheme 30).<sup>100</sup>

The reaction provides access to a range of electron-rich and electron-deficient aryl iodides and has excellent functional group tolerance because of the lack of a strong base in the reaction medium. The process is efficient for heteroaryl bromides and preliminary studies also indicated that vinyl bromides are viable substrates. In analogy to the Finkelstein reaction, this is an equilibrium reaction, the driving force for conversion to the aryl iodide being provided by the difference in solubility of the sodium halides. The equilibrium conversion to the aryl iodide is higher in solvents in which NaBr has relatively low solubility, such as dioxane or pentanol, than in polar solvents in which it is more freely



soluble such as DMF. These conditions represent a significant improvement over previously published procedures which required high temperatures (>150 °C), polar solvents and an excess of copper<sup>160,161</sup> or other metal<sup>162,163</sup> (although these traditional methods are still preferred in some contexts<sup>164</sup>). Later this reaction was incorporated into a domino halide exchange, cyanation method, allowing the direct conversion of aryl bromides to nitriles<sup>125</sup> and in an analogous procedure to produce aryl azides.<sup>113</sup> The conditions which make use of diamine ligands have seen considerable application, particularly in the field of materials science where it is often advantageous to perform multiple consecutive cross-coupling reactions on functionalized substrates, thus providing an iterative approach to oligomeric structures. Aryl bromides are often less reactive than aryl iodides under classical cross-coupling conditions, this therefore allows an aryl iodide to be “protected” as an aryl bromide during a synthesis and unmasked as necessary. Vicente showcased this tactic in the synthesis of thioether phenylene aryl iodide monomers that could participate in further cross-coupling reactions (Scheme 31).<sup>165</sup>

Tomioka examined this method in the synthesis of copper complexes of sterically congested diaryldiazomethanes as part of a study on molecular magnets (Scheme 32).<sup>167</sup> The aryl iodides were later employed in a Suzuki reaction on a stable diazonium intermediate. In an example which illustrates the functional group tolerance of the reaction, Whitehead made a complex vinyl iodide intermediate on route to the antibacterial agent (6S)-6-fluoroshikimic acid (Scheme 33).<sup>168</sup>

The choice of ligand was crucial to success of the halide exchange, the authors found in a simplified model system that ligand **A** was far more effective than **B**. Once again, the product was subsequently engaged in Pd-catalyzed cross-coupling reaction.

Spencer also employed this approach in the synthesis of photoactivatable cholesterol surrogates for studies of HDL formation and cholesterol metabolism (Scheme 34).<sup>169</sup>

In a particularly impressive example, Rapenne executed this approach in the synthesis of ruthenium complexes which have potential utility as molecular motors (Scheme 32).<sup>166</sup> This is the first example of the halogen-metal exchange procedure of an organometallic compound. If the Ru center is coordinated to hydrotris(indazolyl)borate ligand, however, the reaction is much less successful. The aryl iodide was subsequently used in a Sonogashira reaction.

Aryl iodides can be key agents in medically important imaging techniques such as positron emission tomography (PET) and single photon emission computed tomography (SPECT). With a view to investigating such agents, Sutherland utilized an aromatic Finkelstein reaction in the synthesis of an iodinated analogue of the noradrenaline re-uptake inhibitor reboxetine which has potential as an imaging agents for the noradrenaline transporter (Scheme 35).<sup>170</sup> The ability to visualize this receptor within the brain has implications in the treatment of neurodegenerative and psychiatric disorders.

Sutherland has also used this method in the synthesis of an iodo analogue of the peripheral benzodiazepine receptor ligand PK11195 which could function as a radiolabelled ligand for the study of the physiological role of this receptor (Scheme 36).<sup>171</sup> It must be noted, however, that the application of the Cu-catalyzed halide exchange in the synthesis of radioiodine-labeled compounds may require the reaction to proceed at a higher rate, typical reaction times for this process are 20–24 h, which could present difficulties when synthesizing radioactive compounds with nuclei with short half-lives.

## Applications in Pharmaceutical Research

Copper-mediated coupling reactions with diamine ligands have been extensively employed in the synthesis of novel pharmaceutical agents. Cu-catalyzed arylation is especially efficient for lactams and these substrates are salient in medicinal chemistry programs. Koert used such a reaction in the synthesis of new factor Xa inhibitors based on dianhydrohexitols for the treatment of thrombosis (Scheme 37).<sup>172</sup>

At Eli Lilly a Cu-catalyzed aryl amidation was valuable in SAR studies of selective norepinephrine reuptake inhibitors that have potential in the treatment of depression and attention-deficit/hyperactivity disorder (Scheme 38).<sup>173</sup> A number of derivatives were prepared with both electron-deficient and electron-neutral aryl halides and the reaction was amenable to gram scale preparation of intermediates.

Researchers at Abbott have also examined an aryl amidation in the synthesis of dipeptidyl peptidase IV inhibitors (Scheme 39).<sup>174</sup> The somewhat low yield perhaps stems from undesired deprotonation  $\alpha$  to the nitro group leading to side reactions.

Beghyn explored Cu-catalyzed amidation of aryl iodides in the synthesis of arylated derivatives of the PDE5 inhibitor tadalafil (Scheme 40).<sup>175</sup> The low temperature of the process, long reaction time and high Cu loading are noteworthy. The authors found that more conventional conditions (for example, performing the reaction at 110 °C) resulted in complete isomerization from the *cis* to the thermodynamically more stable *trans* isomer of the tetrahydrocarboline (which shows much lower biological activity). Only by running the reaction at 14 °C was a 95:5 ratio of *cis:trans* isomers obtained. It was also noted that under none of the conditions examined was any N-arylation of the indole nitrogen observed.

At the Genomics Institute of the Novartis Research Foundation a Cu-catalyzed amidation reaction was employed in the synthesis of novel non-nucleoside reverse transcriptase inhibitors (NNRTIs) for the treatment of HIV (Scheme 41).<sup>176</sup> The generality of the amidation was valuable in the synthesis of a wide range of derivatives with differing substitution patterns on the N-aryl ring.

At GlaxoSmithKline researchers investigated the amidation of an aryl iodide in the synthesis of non-brain-penetrant histamine H<sub>3</sub> receptor antagonists for the treatment of allergy conditions (Scheme 42).<sup>177</sup>

The Cu-catalyzed vinylation of amides is also apposite in medicinal chemistry. Scientists at BMS exploited diamine ligands in the Cu-catalyzed synthesis of enamides with aminopeptidase activity from  $\alpha$ -amino amides (Scheme 43).<sup>178</sup> Both N-Boc protected and unprotected  $\alpha$ -amino amides were suitable substrates in the reaction. N-Cbz protected substrates, however, gave extensive hydantoin formation. A range of vinyl iodides could be used, although internal vinyl iodides gave lower conversion.

At Pfizer, a Cu-catalyzed arylation of an oxazolidinone was achieved in one route to the compound CJ-15,161 which showed promise as a  $\kappa$ -opioid receptor agonist as a non-addictive analgesic (Scheme 44).<sup>179,180</sup> The authors went on to explore the generality of the method and found the reaction to be effective with a range of electron-deficient and electron-neutral aryl bromides and iodides and a variety of oxazolidinones, providing a complementary method to other reported metal-catalyzed arylation reactions of these substrates with aryl halides.<sup>181-184</sup>

At Wyeth the amidation of a bromopyridine with a vinylogous amide was used in the synthesis of squarate inhibitors of mitogen activated protein kinase-activated protein kinase



2 (MK-2) which are of interest as therapeutic agents for various inflammatory conditions (Scheme 45).<sup>185</sup>

At Pfizer the Cu-catalyzed O-arylation of pyridinones with **A** was expedient in the synthesis of CRF<sub>1</sub> receptor antagonists which have potential for the treatment of stress-related disorders (Scheme 46).<sup>186</sup>

This is an interesting result as previous studies of the arylation of 2-pyridinones with Cu/diamine catalyst systems have indicated that N-arylation dominates.<sup>36,187</sup> Such an N-arylation was utilized at Amgen in the synthesis of inhibitors of receptor tyrosine kinase c-Kit for the treatment of fibrotic diseases (Scheme 47).<sup>188</sup>

A number of analogues were synthesized with this method, notably the presence of the unprotected aminoquinazoline did not interfere with the outcome of the reaction. In a related example, Steinmetzer performed an intermolecular N-arylation of a pyridazinone in the synthesis of a matriptase inhibitor which might find application in cancer therapy (Scheme 48).<sup>189</sup>

Another example of the utilization of a Cu/diamine catalyst system in the arylation of a pyridazinone has been provided by research at Neurocrine on the synthesis of thienopyridazinone-based melanin-concentrating Hormone Receptor 1 antagonists (Scheme 49).<sup>190</sup> These molecules have potential as anorectic agents for the treatment of obesity. Multi-gram batches of material were prepared with this protocol.

Cu-catalyzed arylation of sulfonamides<sup>191–193</sup> is also a valuable tool in medicinal chemistry. At Merck, chemists employed a Cu-mediated arylation of benzene sulfonamide with a complex aryl bromide substrate in the synthesis of dipeptidyl peptidase IV inhibitors for the treatment of diabetes (Scheme 50).<sup>194</sup> A full equivalent of copper was necessary in order to ensure reproducible yields, although extensive optimization was not attempted.

The coupling of *t*-butyl carbamate with aryl halides provides a convenient method of directly synthesizing Boc-protected anilines. At Schering-Plough a combination of CuI and **A** was used to catalyze this reaction in the synthesis of melanin-concentrating hormone receptor-1 antagonists for the treatment of obesity (Scheme 51).<sup>195</sup>

The arylation of NH heterocycles with Cu/diamine systems<sup>77,101</sup> is also pertinent in the synthesis of pharmaceuticals. At Atherys, Cu-catalyzed arylation of indoles has been practiced in the synthesis of ramatroban analogues that can act as selective CRTH-2 (chemoattractant receptor-homologous), such compounds have potential in the treatment of asthma (Scheme 52).<sup>196</sup>

This method is also illustrated by the work of scientists at IRBM - Merck Research Laboratories in the synthesis of inhibitors of the hedgehog signaling pathway for the treatment of various cancers (Scheme 53).<sup>197</sup> Note that the difficulty in coupling acyclic secondary amides allows selective arylation of the NH heterocycle in the presence of the free amide.

At Merck, an intramolecular Cu-catalyzed arylation of a pyrazole found purpose in the synthesis of novel tricyclic full agonists for the G-protein-coupled niacin receptor 109A for the treatment of hyperlipidaemia (Scheme 54).<sup>198</sup>

## Applications in Materials Science

Metal-catalyzed cross-coupling has assumed a central role in the synthesis of novel materials. Cu-catalyzed processes are especially attractive in this area due to their robustness, allowing them to be applied to complex, designed molecular architectures without resorting to specialized equipment (such as dry-box or Schlenk line techniques).

Wang made use of a Cu-catalyzed arylation of an azaindole in the synthesis of molecular stars with six-fold symmetry (Scheme 55). These molecules exhibit luminescence and form self-assembled structures in the solid state and as such could be useful in OLEDs.<sup>199</sup> The overall isolated yield of 40% corresponds to an average yield of 86% per C-N coupling reaction. A Pd-based catalyst, however, was more effective in the amination of this substrate with a diarylamine. The arylation of carbazoles was also investigated by Yamamoto in the formation of dendrimers possessing a potential gradient, such materials are important in organic electronics (Scheme 55).<sup>200</sup> Ligands **B** and **C** were valuable in synthesizing a range of dendrimers of varying size. The authors note that the milder reaction conditions provided by the diamine ligands in the coupling reaction permitted access to large dendrimers which were inaccessible under the harsher, more oxidizing conditions of the classical Ullmann reaction.<sup>201</sup> Burgess used a Cu-catalyzed arylation of carbazole in the synthesis of energy transfer systems based on squaraines (Scheme 56).<sup>202</sup> The goal of this work was to investigate donor acceptor cassettes connected by a conjugated linker. Pd-catalyzed coupling reactions were not of merit in effecting this transformation, even though Pd-based methods had proven efficacious for simpler substrates.

## Applications in Natural Product Synthesis

The mild conditions engendered by the application of diamine ligands in Cu-catalyzed coupling reactions has increasingly encouraged the practitioners of total synthesis to employ these reactions. It is noticeable that these cross-coupling reactions are often performed at the later stages of a synthesis on labile intermediates. The synthesis of macrocyclic enamides by intramolecular Cu-catalyzed vinylation of amides is an especially valuable tool in this context.<sup>14</sup> Cu-mediated methods provide access to simple enamides from amides and aryl halides in the presence of a weak base,<sup>203</sup> facilitating the use of enamides as protecting groups for ketones. It should be noted that other catalyst systems have also proven effective in complex molecule synthesis,<sup>13-15</sup> notable syntheses include ziziphine (Ma),<sup>204</sup> yatakemycin (Fukuyama)<sup>205</sup> and vancomycin (Nicolaou).<sup>206</sup>

Nishikawa and Isobe took advantage of a Cu/diamine-mediated vinylation of a  $\beta$ -lactam in the synthesis of model compounds for chartellines (Scheme 57).<sup>207</sup> Surprisingly, a mixture of products resulting from either reaction with the vinyl iodide or vinyl chloride of the electrophile was obtained, however, under the optimized conditions the desired terminal product dominated.

Evano investigated a Cu-catalyzed coupling in the synthesis of the sedative cyclopeptide alkaloid paliurine F (Scheme 58).<sup>208</sup>

These authors examined a range of reaction conditions, however, the combination of CuI/**A** was the most efficacious, the only other system to provide a reasonable quantity of product was CuTC/NMP. The same author has used very similar procedures in the synthesis of abyssenine<sup>209</sup> and mucronine E.<sup>210</sup>

Huang at Schering-Plough applied a Cu-mediated copper coupling of an amide and a vinyl iodide in the synthesis of the potent anticancer natural product psymberin (Scheme 59).<sup>211</sup> The same method was later exemplified in the synthesis of a series of analogues.<sup>212</sup> This

example is noteworthy because of the complexity of the amide coupling partner. A similarly complex nucleophile was utilized by Maier in the synthesis of cruentaren A analogues in order to perform cytotoxicity studies (Scheme 59).<sup>213</sup> This represents an especially challenging substrate as a result of the risk of the amide undergoing an undesired  $E1_{cb}$  reaction under the basic reaction conditions. Nicolaou and Chen capitalized on the high functional group tolerance of these methods in the amidation of another sensitive vinyl iodide in the synthetic campaign which led to the structural revision of the cytotoxic marine natural product palmerolide A (Scheme 59).<sup>214</sup> This approach was later deployed extensively in the synthesis of analogues.<sup>215</sup>

A copper-mediated coupling of a vinyl bromide and an oxazolidinone was part of Movassaghi's approach to (–)-galbulimima alkaloid 13 (Scheme 60).<sup>216</sup> The same author used an analogous strategy in the synthesis of the related alkaloid himandrine.<sup>217</sup> In both cases the enamide was carried forward as a masked ketone that was revealed later in the synthesis by treatment with acid.

Charette explored a Cu-catalyzed coupling between *t*-butyl carbamate and a vinyl iodide in the synthesis of barrenazine alkaloids (Scheme 61).<sup>218</sup> In this case the resulting enamide was subsequently engaged in a diastereoselective Cu-catalyzed reduction to generate the desired 2-amino ketone.

A Cu-catalyzed coupling of a vinyl iodide with protected prolinamide was employed by Stanovnik in the synthesis of analogues of the prenylated alkaloid tryprostatin B, a natural product which has been shown to exhibit cell cycle control (Scheme 62).<sup>219</sup>

Andersen used an intramolecular Cu-mediated amidation to form a 7-membered ring as a key step in the synthesis of microtubule-stabilizing ceratamine alkaloids (Scheme 63).<sup>220</sup>

Cu/diamine catalyst systems have also been exploited for aryl amidation in natural product syntheses. Panek successfully tested an intramolecular amidation of an aryl bromide as a key step in the synthesis of geldanamycin, a natural product that shows activity against Hsp90 and is under development for the treatment of cancer (Scheme 59).<sup>221</sup> Kobayashi engaged an intermolecular Cu-catalyzed arylation of an amide in the synthesis of hasubanan alkaloids, a group closely related to the morphine alkaloids (Scheme 64).<sup>222</sup>

Evano also applied this method in an intramolecular fashion in this synthesis of the modified tripeptide natural product chaetominine which shows promising cytotoxicity against a variety of human cancer cell lines (Scheme 65).<sup>223</sup> The authors note that the formation of this 6-membered ring by amidation proved much more difficult than the 5-membered ring in an analogous system<sup>136</sup> and that the exact combination of ligand, base and solvent was crucial in ensuring the desired outcome. Attempts to affect the cyclization with catalysts based on other metals (Pd and Fe) were also unsuccessful.

An intramolecular amidation of an aryl chloride was an important synthetic step in Nakada's formal synthesis of physostigmine, an alkaloid of potential medical importance (Scheme 66).<sup>224</sup> This example illustrates the greater facility of performing intramolecular reactions, compared to intermolecular reactions, of aryl chlorides.

Bergman exploited a Cu-catalyzed amidation of an aryl chloride on route to the alkaloid vasicoline (Scheme 67).<sup>225</sup> Trifluoroacetamide was used as a masked ammonia equivalent. All attempts at a Pd-catalyzed cross-coupling of this substrate in conjunction with a range of different ammonia equivalents were fruitless. Note that an intermolecular Cu-catalyzed coupling of an aryl chloride is made feasible here because of the presence of a heteroatom-directing group.

## Conclusions

There is continuing interest in Cu-catalyzed cross-coupling reactions. Recent advances have included the demonstration of these reactions at low catalyst loading,<sup>226</sup> improved methods for performing intermolecular reactions at room temperature<sup>20,96</sup> and promising studies of enantioselective reactions.<sup>227</sup> Future challenges concern both increasing the scope of existing reactions and the discovery of catalytic conditions for new coupling reactions. Another important goal in enabling more efficient syntheses of complex molecular architectures will be in improving the selectivity of these reactions<sup>228,229</sup> in order to reduce the dependence on protecting groups. The application and development of new diamine ligands is sure to be important in these advances.

## Acknowledgments

We thank the National Institutes of Health (NIH) for support of work in this area (Grant GM-58160).

## Notes and references

1. Lindley J. *Tetrahedron*. 1984; 40:1433–1456.
2. Weingarten H. *J Org Chem*. 1964; 29:3624–3626.
3. Goodbrand HB, Hu NX. *J Org Chem*. 1999; 64:670–674.
4. Ma DW, Zhang YD, Yao JC, Wu SH, Tao FG. *J Am Chem Soc*. 1998; 120:12459–12467.
5. Oi R, Shimakawa C, Takenaka S. *Chem Lett*. 1988:899–900.
6. Fagan PJ, Hauptman E, Shapiro R, Casalnuovo A. *J Am Chem Soc*. 2000; 122:5043–5051.
7. Klapars A, Antilla JC, Huang XH, Buchwald SL. *J Am Chem Soc*. 2001; 123:7727–7729. [PubMed: 11481007]
8. Beletskaya IP, Cheprakov AV. *Coord Chem Rev*. 2004; 248:2337–2364.
9. Ley SV, Thomas AW. *Angew Chem, Int Ed*. 2003; 42:5400–5449.
10. Kunz K, Scholz U, Ganzer D. *Synlett*. 2003:2428–2439.
11. Monnier F, Taillefer M. *Angew Chem, Int Ed*. 2009; 48:6954–6971.
12. Ma DW, Cai QA. *Acc Chem Res*. 2008; 41:1450–1460. [PubMed: 18698852]
13. Evano G, Blanchard N, Toumi M. *Chem Rev*. 2008; 108:3054–3131. [PubMed: 18698737]
14. Evano G, Toumi M, Coste A. *Chem Commun*. 2009:4166–4175.
15. Cai Q, Zhang H, Zou BL, Xie X, Zhu W, He G, Wang J, Pan XH, Chen Y, Yuan Q, Liu F, Lu BA, Ma DW. *Pure Appl Chem*. 2009; 81:227–234.
16. Altman RA, Koval ED, Buchwald SL. *J Org Chem*. 2007; 72:6190–6199. [PubMed: 17625886]
17. Kiyomori A, Marcoux JF, Buchwald SL. *Tetrahedron Letters*. 1999; 40:2657–2660.
18. Zhang H, Cai Q, Ma DW. *J Org Chem*. 2005; 70:5164–5173. [PubMed: 15960520]
19. Deng W, Wang YF, Zou W, Liu L, Guo QX. *Tetrahedron Lett*. 2004; 45:2311–2315.
20. Shafir A, Buchwald SL. *J Am Chem Soc*. 2006; 128:8742–8743. [PubMed: 16819863]
21. de Lange B, Lambers-Verstappen MH, van de Vondervoort LS, Sereinig N, de Rijk R, de Vries AHM, de Vries JG. *Synlett*. 2006:3105–3109.
22. Cristau HJ, Cellier PP, Spindler JF, Taillefer M. *Chem-Eur J*. 2004; 10:5607–5622. [PubMed: 15457520]
23. Wang Y, Wu ZQ, Wang LX, Li ZK, Zhou XG. *Chem-Eur J*. 2009; 15:8971–8974. [PubMed: 19585646]
24. Kwong FY, Buchwald SL. *Org Lett*. 2003; 5:793–796. [PubMed: 12633073]
25. Rao HH, Jin Y, Fu H, Jiang YY, Zhao YF. *Chem-Eur J*. 2006; 12:3636–3646. [PubMed: 16485315]
26. Lv X, Bao WL. *J Org Chem*. 2007; 72:3863–3867. [PubMed: 17432916]
27. Zhang Q, Wang DP, Wang XY, Ding K. *J Org Chem*. 2009; 74:7187–7190. [PubMed: 19673481]

28. Ma HC, Jiang XZ. *J Org Chem.* 2007; 72:8943–8946. [PubMed: 17935350]
29. Kwong FY, Klapars A, Buchwald SL. *Org Lett.* 2002; 4:581–584. [PubMed: 11843596]
30. Zhang ZJ, Mao JC, Zhu D, Wu F, Chen HL, Wan BS. *Tetrahedron.* 2006; 62:4435–4443.
31. Jiang DS, Fu H, Jiang YY, Zhao YF. *J Org Chem.* 2007; 72:672–674. [PubMed: 17221996]
32. Yang M, Liu F. *J Org Chem.* 2007; 72:8969–8971. [PubMed: 17935348]
33. Huang YZ, Gao J, Ma H, Miao H, Xu J. *Tetrahedron Lett.* 2008; 49:948–951.
34. Suresh P, Pitchumani K. *J Org Chem.* 2008; 73:9121–9124. [PubMed: 18855451]
35. Gajare AS, Toyota K, Yoshifuji M, Ozawa F. *Chem Commun.* 2004:1994–1995.
36. Xu L, Zhu D, Wu F, Wang RL, Wan BS. *Tetrahedron.* 2005; 61:6553–6560.
37. Verma AK, Singh J, Larock RC. *Tetrahedron.* 2009; 65:8434–8439.
38. Liang L, Li ZK, Zhou XG. *Org Lett.* 2009; 11:3294–3297. [PubMed: 19572739]
39. Zhu LB, Cheng L, Zhang YX, Xie RG, You JS. *J Org Chem.* 2007; 72:2737–2743. [PubMed: 17348708]
40. Sreedhar B, Arundhathi R, Reddy PL, Kantam ML. *J Org Chem.* 2009; 74:7951–7954. [PubMed: 19772325]
41. Kubo T, Katoh C, Yamada K, Okano K, Tokuyama H, Fukuyama T. *Tetrahedron.* 2008; 64:11230–11236.
42. Xu HH, Wolf C. *Chem Commun.* 2009:1715–1717.
43. Sperotto E, de Vries JG, van Klink GPM, van Koten G. *Tetrahedron Lett.* 2007; 48:7366–7370.
44. Zhu LB, Guo P, Li GC, Lan JB, Xie RG, You JS. *J Org Chem.* 2007; 72:8535–8538. [PubMed: 17902694]
45. Zhu LB, Li GC, Luo L, Guo P, Lan JB, You JS. *J Org Chem.* 2009; 74:2200–2202. [PubMed: 19196026]
46. Naidu AB, Raghunath OR, Prasad DJC, Sekar G. *Tetrahedron Lett.* 2008; 49:1057–1061.
47. Naidu AB, Sekar G. *Tetrahedron Lett.* 2008; 49:3147–3151.
48. Prasad DJC, Naidu AB, Sekar G. *Tetrahedron Lett.* 2009; 50:1411–1415.
49. Strieter ER, Blackmond DG, Buchwald SL. *J Am Chem Soc.* 2005; 127:4120–4121. [PubMed: 15783164]
50. Huffman LM, Stahl SS. *J Am Chem Soc.* 2008; 130:9196–9197. [PubMed: 18582057]
51. Tye JW, Weng Z, Johns AM, Incarvito CD, Hartwig JF. *J Am Chem Soc.* 2008; 130:9971–9983. [PubMed: 18597458]
52. Strieter ER, Bhayana B, Buchwald SL. *J Am Chem Soc.* 2009; 131:78–88. [PubMed: 19072233]
53. Ouali A, Taillefer M, Spindler JF, Jutand A. *Organometallics.* 2007; 26:65–74.
54. Ouali A, Spindler JF, Jutand A, Taillefer M. *Adv Synth Catal.* 2007; 349:1906–1916.
55. Mansour M, Giacobazzi R, Ouali A, Taillefer M, Jutand A. *Chem Commun.* 2008:6051–6053.
56. Kaddouri H, Vicente V, Ouali A, Ouazzani F, Taillefer M. *Angew Chem, Int Ed.* 2009; 48:333–336.
57. Yao B, Wang DX, Huang ZT, Wang MX. *Chem Commun.* 2009:2899–2901.
58. Zhang SL, Liu L, Fu Y, Guo QX. *Organometallics.* 2007; 26:4546–4554.
59. Chan DMT, Monaco KL, Wang RP, Winters MP. *Tetrahedron Lett.* 1998; 39:2933–2936.
60. Lam PYS, Clark CG, Saubern S, Adams J, Winters MP, Chan DMT, Combs A. *Tetrahedron Lett.* 1998; 39:2941–2944.
61. Evans DA, Katz JL, West TR. *Tetrahedron Lett.* 1998; 39:2937–2940.
62. Chan, DMT.; Lam, PYS. *Boronic Acids.* Hall, DG., editor. Wiley-VCH; Weinheim: 2005. p. 205–240.
63. Collman JP, Zhong M, Zeng L, Costanzo S. *J Org Chem.* 2001; 66:1528–1531. [PubMed: 11312997]
64. Evans DA, Katz JL, Peterson GS, Hintermann T. *J Am Chem Soc.* 2001; 123:12411–12413. [PubMed: 11734044]
65. Decicco CP, Song Y, Evans DA. *Org Lett.* 2001; 3:1029–1032. [PubMed: 11277787]

66. Skaff O, Jolliffe KA, Hutton CA. *J Org Chem.* 2005; 70:7353–7363. [PubMed: 16122259]
67. Lam PYS, Vincent G, Bonne D, Clark CG. *Tetrahedron Lett.* 2002; 43:3091–3094.
68. Chan DMT. *Tetrahedron Lett.* 1996; 37:9013–9016.
69. Lam PYS, Deudon S, Averill KM, Li RH, He MY, DeShong P, Clark CG. *J Am Chem Soc.* 2000; 122:7600–7601.
70. Kang SK, Lee SH, Lee D. *Synlett.* 2000:1022–1024.
71. Klapars A, Huang XH, Buchwald SL. *J Am Chem Soc.* 2002; 124:7421–7428. [PubMed: 12071751]
72. Crawford KR, Padwa A. *Tetrahedron Lett.* 2002; 43:7365–7368.
73. Kang SK, Kim DW, Park JN. *Synlett.* 2002:427–430.
74. Phillips DP, Hudson AR, Nguyen B, Lau TL, McNeill MH, Dalgard JE, Chen JH, Penuliar RJ, Miller TA, Zhi L. *Tetrahedron Lett.* 2006; 47:7137–7138.
75. Phillips DP, Zhu XF, Lau TL, He XH, Yang KY, Liu H. *Tetrahedron Lett.* 2009; 50:7293–7296.
76. Chen YJ, Chen HH. *Org Lett.* 2006; 8:5609–5612. [PubMed: 17107084]
77. Antilla JC, Klapars A, Buchwald SL. *J Am Chem Soc.* 2002; 124:11684–11688. [PubMed: 12296734]
78. Tao CZ, Li J, Fu Y, Liu L, Guo QX. *Tetrahedron Lett.* 2008; 49:70–75.
79. Jiang L, Job GE, Klapars A, Buchwald SL. *Org Lett.* 2003; 5:3667–3669. [PubMed: 14507200]
80. Liao Q, Wang YX, Zhang LY, Xi CJ. *J Org Chem.* 2009; 74:6371–6373. [PubMed: 19603753]
81. Shen RC, Porco JA. *Org Lett.* 2000; 2:1333–1336. [PubMed: 10810741]
82. Wang X, Porco JA. *J Am Chem Soc.* 2003; 125:6040–6041. [PubMed: 12785818]
83. Pan XH, Cai Q, Ma DW. *Org Lett.* 2004; 6:1809–1812. [PubMed: 15151420]
84. Frederick MO, Mulder JA, Tracey MR, Hsung RP, Huang J, Kurtz KCM, Shen LC, Douglas CJ. *J Am Chem Soc.* 2003; 125:2368–2369. [PubMed: 12603105]
85. Zificsak CA, Mulder JA, Hsung RP, Rameshkumar C, Wei LL. *Tetrahedron.* 2001; 57:7575–7606.
86. Hirano S, Tanaka R, Urabe H, Sato F. *Org Lett.* 2004; 6:727–729. [PubMed: 14986960]
87. Dunetz JR, Danheiser RL. *Org Lett.* 2003; 5:4011–4014. [PubMed: 14535766]
88. Zhang YS, Hsung RP, Tracey MR, Kurtz KCM, Vera EL. *Org Lett.* 2004; 6:1151–1154. [PubMed: 15040745]
89. Zhang XJ, Zhang YS, Huang J, Hsung RP, Kurtz KCM, Oppenheimer J, Petersen ME, Sagamanova IK, Shen LC, Tracey MR. *J Org Chem.* 2006; 71:4170–4177. [PubMed: 16709057]
90. Coste A, Karthikeyan G, Couty F, Evano G. *Angew Chem, Int Ed.* 2009; 48:4381–4385.
91. Coste A, Couty F, Evano G. *Org Lett.* 2009; 11:4454–4457. [PubMed: 19775187]
92. Trost BM, Stiles DT. *Org Lett.* 2005; 7:2117–2120. [PubMed: 15901148]
93. Shen LC, Hsung RP, Zhang YS, Antoline JE, Zhang XJ. *Org Lett.* 2005; 7:3081–3084. [PubMed: 15987210]
94. Persson AKA, Johnston EV, Backvall JE. *Org Lett.* 2009; 11:3814–3817. [PubMed: 19670851]
95. Rao HH, Fu H, Jiang YY, Zhao YF. *J Org Chem.* 2005; 70:8107–8109. [PubMed: 16277335]
96. Yang CT, Fu Y, Huang YB, Yi J, Guo QX, Liu L. *Angew Chem, Int Ed.* 2009; 48:7398–7401.
97. Altman RA, Anderson KW, Buchwald SL. *J Org Chem.* 2008; 73:5167–5169. [PubMed: 18543973]
98. Bikker JA, Brooijmans N, Wissner A, Mansour TS. *J Med Chem.* 2009; 52:1493–1509. [PubMed: 19239229]
99. Liu Y, Bai Y, Zhang J, Li Y, Jiao J, Qi X. *Eur J Org Chem.* 2007:6084–6088.
100. Klapars A, Buchwald SL. *J Am Chem Soc.* 2002; 124:14844–14845. [PubMed: 12475315]
101. Antilla JC, Baskin JM, Barder TE, Buchwald SL. *J Org Chem.* 2004; 69:5578–5587. [PubMed: 15307726]
102. Cristau HJ, Cellier PP, Spindler JF, Taillefer M. *Eur J Org Chem.* 2004:695–709.
103. Xi ZX, Liu FH, Zhou YB, Chen WZ. *Tetrahedron.* 2008; 64:4254–4259.

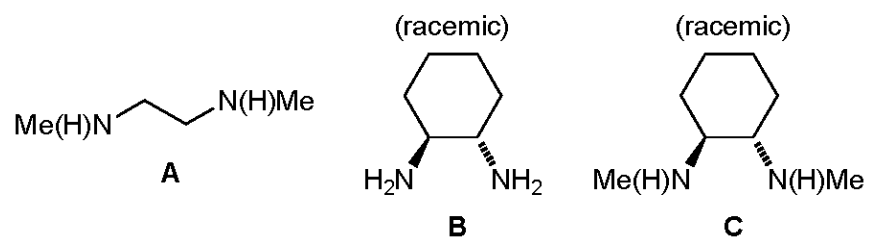


104. Taillefer M, Ouali A, Renard B, Spindler JF. *Chem-Eur J*. 2006; 12:5301–5313. [PubMed: 16680787]
105. Ouali A, Laurent R, Caminade AM, Majoral JP, Taillefer M. *J Am Chem Soc*. 2006; 128:15990–15991. [PubMed: 17165724]
106. Bao WL, Liu YY, Lv X. *Synthesis*. 2008:1911–1917.
107. Wang ZM, Bao WL, Jiang Y. *Chem Commun*. 2005:2849–2851.
108. Mao JC, Hua QQ, Guo J, Shi DQ, Ji SJ. *Synlett*. 2008:2011–2016.
109. Rainka MP, Aye Y, Buchwald SL. *Proc Natl Acad Sci U S A*. 2004; 101:5821–5823. [PubMed: 15067136]
110. Movassaghi M, Ondrus AE. *J Org Chem*. 2005; 70:8638–8641. [PubMed: 16209629]
111. Saito S, Koizumi Y. *Tetrahedron Lett*. 2005; 46:4715–4717.
112. Fors BP, Buchwald SL. *J Am Chem Soc*. 2009; 131:12898–12899. [PubMed: 19737014]
113. Andersen J, Madsen U, Bjorkling F, Liang XF. *Synlett*. 2005:2209–2213.
114. Zhu W, Ma DW. *Chem Commun*. 2004:888–889.
115. Cho YA, Kim DS, Ahn HR, Canturk B, Molander GA, Ham J. *Org Lett*. 2009; 11:4330–4333. [PubMed: 19736957]
116. Meldal M, Tornoe CW. *Chem Rev*. 2008; 108:2952–3015. [PubMed: 18698735]
117. Barluenga J, Valdes C, Beltran G, Escribano M, Aznar F. *Angew Chem, Int Ed*. 2006; 45:6893–6896.
118. Gelman D, Jiang L, Buchwald SL. *Org Lett*. 2003; 5:2315–2318. [PubMed: 12816437]
119. Huang C, Tang X, Fu HA, Jiang YY, Zhao YF. *J Org Chem*. 2006; 71:5020–5022. [PubMed: 16776539]
120. Fang YW, Li CZ. *J Org Chem*. 2006; 71:6427–6431. [PubMed: 16901126]
121. Baskin JM, Wang ZY. *Org Lett*. 2002; 4:4423–4425. [PubMed: 12465903]
122. Suzuki H, Abe H. *Tetrahedron Lett*. 1995; 36:6239–6242.
123. Zhu W, Ma DW. *J Org Chem*. 2005; 70:2696–2700. [PubMed: 15787561]
124. Ellis GP, Romneyalexander TM. *Chem Rev*. 1987; 87:779–794.
125. Zanon J, Klapars A, Buchwald SL. *J Am Chem Soc*. 2003; 125:2890–2891. [PubMed: 12617652]
126. King HD, Meng ZX, Denhart D, Mattson R, Kimura R, Wu DD, Gao Q, Macor JE. *Org Lett*. 2005; 7:3437–3440. [PubMed: 16048311]
127. Enguehard-Gueffier C, Hubner H, El Hakmaoui A, Allouchi H, Gmeiner P, Argiolas A, Melis MR, Gueffier A. *J Med Chem*. 2006; 49:3938–3947. [PubMed: 16789750]
128. Cristau HJ, Ouali A, Spindler JF, Taillefer M. *Chem-Eur J*. 2005; 11:2483–2492. [PubMed: 15714537]
129. Schareina T, Zapf A, Magerlein W, Muller N, Beller M. *Chem-Eur J*. 2007; 13:6249–6254. [PubMed: 17480048]
130. Wang DP, Kuang LP, Li ZW, Ding K. *Synlett*. 2008:69–72.
131. Ren YL, Wang W, Zhao S, Tian XZ, Wang JJ, Yin WP, Cheng L. *Tetrahedron Lett*. 2009; 50:4595–4597.
132. Nakamura I, Yamamoto Y. *Chem Rev*. 2004; 104:2127–2198. [PubMed: 15137788]
133. Patil NT, Yamamoto Y. *Chem Rev*. 2008; 108:3395–3442. [PubMed: 18611054]
134. Wolfe JP, Rennels RA, Buchwald SL. *Tetrahedron*. 1996; 52:7525–7546.
135. Yamada K, Kubo T, Tokuyama H, Fukuyama T. *Synlett*. 2002:231–234.
136. Coste A, Toumi M, Wright K, Razafimahaleo V, Couty F, Marrot J, Evano G. *Org Lett*. 2008; 10:3841–3844. [PubMed: 18681449]
137. Lu HJ, Li CZ. *Org Lett*. 2006; 8:5365–5367. [PubMed: 17078719]
138. Lu HJ, Yuan XT, Zhu S, Sun CH, Li CZ. *J Org Chem*. 2008; 73:8665–8668. [PubMed: 18837542]
139. Klapars A, Parris S, Anderson KW, Buchwald SL. *J Am Chem Soc*. 2004; 126:3529–3533. [PubMed: 15025480]

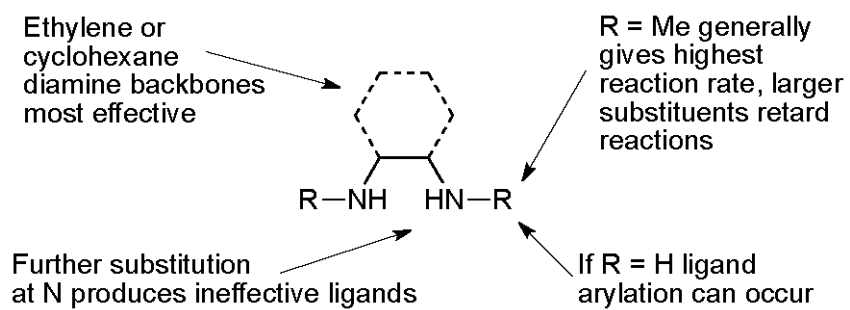
140. Pabba C, Wang HJ, Mulligan SR, Chen ZJ, Stark TM, Gregg BT. *Tetrahedron Lett.* 2005; 46:7553–7557.
141. Minatti A, Buchwald SL. *Org Lett.* 2008; 10:2721–2724. [PubMed: 18522394]
142. Jones CP, Anderson KW, Buchwald SL. *J Org Chem.* 2007; 72:7968–7973. [PubMed: 17850097]
143. Yuan XY, Xu XB, Zhou XB, Yuan JW, Mai LG, Li YZ. *J Org Chem.* 2007; 72:1510–1513. [PubMed: 17249731]
144. Li ED, Xu XB, Li HF, Zhang HM, Xu XL, Yuan XY, Li YZ. *Tetrahedron.* 2009; 65:8961–8968.
145. Martin R, Larsen CH, Cuenca A, Buchwald SL. *Org Lett.* 2007; 9:3379–3382. [PubMed: 17655316]
146. Buchwald SL, Nielsen RB. *J Am Chem Soc.* 1989; 111:2870–2874.
147. Hamada T, Suzuki D, Urabe H, Sato F. *J Am Chem Soc.* 1999; 121:7342–7344.
148. Hodgkinson RC, Schulz J, Willis MC. *Org Biomol Chem.* 2009; 7:432–434. [PubMed: 19156305]
149. Willis MC, Brace GN, Holmes IP. *Angew Chem, Int Ed.* 2005; 44:403–406.
150. Fletcher AJ, Bax MN, Willis MC. *Chem Commun.* 2007:4764–4766.
151. Martin R, Cuenca A, Buchwald SL. *Org Lett.* 2007; 9:5521–5524. [PubMed: 18020351]
152. Altenhoff G, Glorius F. *Adv Synth Catal.* 2004; 346:1661–1664.
153. Deng XH, McAllister H, Mani NS. *J Org Chem.* 2009; 74:5742–5745. [PubMed: 19527012]
154. Martin R, Rivero MR, Buchwald SL. *Angew Chem, Int Ed.* 2006; 45:7079–7082.
155. Ackermann L, Barfusser S, Potukuchi HK. *Adv Synth Catal.* 2009; 351:1064–1072.
156. Yuen J, Fang YQ, Lautens M. *Org Lett.* 2006; 8:653–656. [PubMed: 16468734]
157. Zheng N, Buchwald SL. *Org Lett.* 2007; 9:4749–4751. [PubMed: 17949007]
158. Zou BL, Yuan QL, Ma DW. *Angew Chem, Int Ed.* 2007; 46:2598–2601.
159. Zheng N, Anderson KW, Huang XH, Nguyen HN, Buchwald SL. *Angew Chem, Int Ed.* 2007; 46:7509–7512.
160. Suzuki H, Kondo A, Ogawa T. *Chem Lett.* 1985:411–412.
161. Suzuki H, Kondo A, Inouye M, Ogawa T. *Synthesis.* 1986:121–122.
162. Sheppard TD. *Org Biomol Chem.* 2009; 7:1043–1052. [PubMed: 19262919]
163. Takagi K, Hayama N, Inokawa S. *Bull Chem Soc Jpn.* 1980; 53:3691–3695.
164. Masuda N, Tanba S, Sugie A, Monguchi D, Koumura N, Hara K, Mori A. *Org Lett.* 2009; 11:2297–2300. [PubMed: 19422211]
165. Vicente J, Abad JA, Lopez-Nicolas RM. *Tetrahedron.* 2008; 64:6281–6288.
166. Carella A, Launay JP, Poteau R, Rapenne G. *Chem-Eur J.* 2008; 14:8147–8156. [PubMed: 18655090]
167. Itoh T, Matsuno M, Kamiya E, Hirai K, Tomioka H. *J Am Chem Soc.* 2005; 127:7078–7093. [PubMed: 15884951]
168. Humphreys JL, Lowes DJ, Wesson KA, Whitehead RC. *Tetrahedron.* 2006; 62:5099–5108.
169. Gan YH, Spencer TA. *J Org Chem.* 2006; 71:5870–5875. [PubMed: 16872165]
170. Jobson NK, Spike R, Crawford AR, Dewar D, Pimlott SL, Sutherland A. *Org Biomol Chem.* 2008; 6:2369–2376. [PubMed: 18563271]
171. Stevenson L, Pimlott SL, Sutherland A. *Tetrahedron Lett.* 2007; 48:7137–7139.
172. Vogler M, Koert U, Harms K, Dorsch D, Gleitz J, Raddatz P. *Synthesis.* 2004:1211–1228.
173. Beadle CD, Boot J, Camp NP, Dezutter N, Findlay J, Hayhurst L, Masters JJ, Penariol R, Walter MW. *Bioorg Med Chem Lett.* 2005; 15:4432–4437. [PubMed: 16137883]
174. Pei ZH, Li XF, von Geldern TW, Longenecker K, Pireh D, Stewart KD, Backes BJ, Lai CQ, Lubben TH, Ballaron SJ, Beno DWA, Kempf-Grote AJ, Sham HL, Trevillyan JM. *J Med Chem.* 2007; 50:1983–1987. [PubMed: 17367123]
175. Beghyn T, Hounsou C, Depez BP. *Bioorg Med Chem Lett.* 2007; 17:789–792. [PubMed: 17107795]

176. Wu BG, Kuhen K, Nguyen TN, Ellis D, Anaclerio B, He XH, Yang KY, Karanewsky D, Yin H, Wolff K, Bieza K, Caldwell J, He Y. *Bioorg Med Chem Lett*. 2006; 16:3430–3433. [PubMed: 16632349]
177. Procopiou PA, Ancliff RA, Bamford MJ, Browning C, Connor H, Davies S, Fogden YC, Hodgson ST, Holmes DS, Looker BE, Morriss KML, Parr CA, Pickup EA, Sehmi SS, White GV, Watts CJ, Wilson DM, Woodrow MD. *J Med Chem*. 2007; 50:6706–6717. [PubMed: 18052318]
178. Cesati RR, Dwyer G, Jones RC, Hayes MP, Yalamanchili P, Casebier DS. *Org Lett*. 2007; 9:5617–5620. [PubMed: 18041848]
179. Ghosh A, Sieser JE, Caron S, Couturier M, Dupont-Gaudet K, Girardin M. *J Org Chem*. 2006; 71:1258–1261. [PubMed: 16438550]
180. Andresen BM, Caron S, Couturier M, DeVries KM, Do NM, Dupont-Gaudet K, Ghosh A, Girardin M, Hawkins JM, Makowski TM, Riou M, Sieser JE, Tucker JL, Vanderplas BC, Watson TJN. *Chimia*. 2006; 60:554–560.
181. Madar DJ, Kopecka H, Pireh D, Pease J, Pliushchev M, Sciotti RJ, Wiedeman PE, Djuric SW. *Tetrahedron Lett*. 2001; 42:3681–3684.
182. Cacchi S, Fabrizi G, Goggiamani A, Zappia G. *Org Lett*. 2001; 3:2539–2541. [PubMed: 11483055]
183. Mallesham B, Rajesh BM, Reddy PR, Srinivas D, Trehan S. *Org Lett*. 2003; 5:963–965. [PubMed: 12659549]
184. Ghosh A, Sieser JE, Riou M, Cai WL, Rivera-Ruiz L. *Org Lett*. 2003; 5:2207–2210. [PubMed: 12816410]
185. Lovering F, Kirincich S, Wang WH, Combs K, Resnick L, Sabalski JE, Butera J, Liu JL, Parris K, Telliez JB. *Bioorg Med Chem*. 2009; 17:3342–3351. [PubMed: 19364658]
186. Corbett JW, Rauckhorst MR, Qian F, Hoffman RL, Knauer CS, Fitzgerald LW. *Bioorg Med Chem Lett*. 2007; 17:6250–6256. [PubMed: 17888659]
187. Li CS, Dixon DD. *Tetrahedron Lett*. 2004; 45:4257–4260.
188. Hu E, Tasker A, White RD, Kunz RK, Human J, Chen N, Buerli R, Hungate R, Novak P, Itano A, Zhang XX, Yu V, Nguyen Y, Tudor Y, Plant M, Flynn S, Xu Y, Meagher KL, Whittington DA, Ng GY. *J Med Chem*. 2008; 51:3065–3068. [PubMed: 18447379]
189. Schweinitz A, Donnecke D, Ludwig A, Steinmetzer P, Schulze A, Kotthaus J, Wein S, Clement B, Steinmetzer T. *Bioorg Med Chem Lett*. 2009; 19:1960–1965. [PubMed: 19250826]
190. Dyck B, Markison S, Zhao LR, Tamiya J, Grey J, Rowbottom MW, Zhang MZ, Vickers T, Sorensen K, Norton C, Wen J, Heise CE, Saunders J, Conlon P, Madan A, Schwarz D, Goodfellow VS. *J Med Chem*. 2006; 49:3753–3756. [PubMed: 16789729]
191. Steinhuebel D, Palucki M, Askin D, Dolling U. *Tetrahedron Lett*. 2004; 45:3305–3307.
192. He H, Wu YJ. *Tetrahedron Lett*. 2003; 44:3385–3386.
193. Deng W, Liu L, Zhang C, Liu M, Guo QX. *Tetrahedron Lett*. 2005; 46:7295–7298.
194. Duffy JL, Kirk BA, Wang LP, Eiermann GJ, He HB, Leiting B, Lyons KA, Patel RA, Patel SB, Petrov A, Scapin G, Wu JK, Thornberry NA, Weber AE. *Bioorg Med Chem Lett*. 2007; 17:2879–2885. [PubMed: 17350841]
195. McBriar MD, Guzik H, Shapiro S, Paruchova J, Xu R, Palani A, Clader JW, Cox K, Greenlee WJ, Hawes BE, Kowalski TJ, O'Neill K, Spar BD, Weig B, Weston DJ, Farley C, Cook J. *J Med Chem*. 2006; 49:2294–2310. [PubMed: 16570926]
196. Robarge MJ, Bom DC, Tumey LN, Varga N, Gleason E, Silver D, Song JP, Murphy SM, Ekema G, Doucette C, Hanniford D, Palmer M, Pawlowski G, Danzig J, Loftus M, Hunady K, Sherf BA, Mays RW, Stricker-Krongrad A, Brunden KR, Harrington JJ, Bennani YL. *Bioorg Med Chem Lett*. 2005; 15:1749–1753. [PubMed: 15745833]
197. Dessole G, Branca D, Ferrigno F, Kinzel O, Muraglia E, Palumbi MC, Rowley M, Serafini S, Steinkuhler C, Jones P. *Bioorg Med Chem Lett*. 2009; 19:4191–4195. [PubMed: 19540115]
198. Shen HC, Ding FX, Deng QL, Wilsie LC, Krsmanovic ML, Taggart AK, Carballo-Jane E, Ren N, Cai TQ, Wu TJ, Wu KK, Cheng K, Chen Q, Wolff MS, Tong XC, Holt TG, Waters MG, Hammond ML, Tata JR, Colletti SL. *J Med Chem*. 2009; 52:2587–2602. [PubMed: 19309152]

199. Jia WL, Wang RY, Song DT, Ball SJ, McLean AB, Wang SN. *Chem-Eur J.* 2005; 11:832–842. [PubMed: 15565725]
200. Albrecht K, Yamamoto K. *J Am Chem Soc.* 2009; 131:2244–2251. [PubMed: 19175324]
201. Hameurlaine A, Dehaen W. *Tetrahedron Lett.* 2003; 44:957–959.
202. Jiao GS, Loudet A, Lee HB, Kalinin S, Johansson LBA, Burgess K. *Tetrahedron.* 2003; 59:3109–3116.
203. Dehli JR, Legros J, Bolm C. *Chem Commun.* 2005:973–986.
204. He G, Wang J, Ma DW. *Org Lett.* 2007; 9:1367–1369. [PubMed: 17346058]
205. Okano K, Tokuyama H, Fukuyama T. *J Am Chem Soc.* 2006; 128:7136–7137. [PubMed: 16734447]
206. Nicolaou KC, Koumbis AE, Takayanagi M, Natarajan S, Jain NF, Bando T, Li H, Hughes R. *Chem-Eur J.* 1999; 5:2622–2647.
207. Nishikawa T, Kajii S, Isobe M. *Chem Lett.* 2004; 33:440–441.
208. Toumi M, Couty F, Evano G. *Angew Chem Int Ed.* 2007; 46:572–575.
209. Toumi M, Couty F, Evano G. *J Org Chem.* 2007; 72:9003–9009. [PubMed: 17508763]
210. Toumi M, Couty F, Evano G. *Synlett.* 2008:29–32.
211. Huang XH, Shao N, Palani A, Aslanian R, Buevich A. *Org Lett.* 2007; 9:2597–2600. [PubMed: 17523653]
212. Huang XH, Shao N, Huryk R, Palani A, Aslanian R, Seidel-Dugan C. *Org Lett.* 2009; 11:867–870. [PubMed: 19199777]
213. Vintonyak VV, Cala M, Lay F, Kunze B, Sasse F, Maier ME. *Chem-Eur J.* 2008; 14:3709–3720. [PubMed: 18306263]
214. Nicolaou KC, Sun YP, Guduru R, Banerji B, Chen DYK. *J Am Chem Soc.* 2008; 130:3633–3644. [PubMed: 18298117]
215. Nicolaou KC, Leung GYC, Dethe DH, Guduru R, Sun YP, Lim CS, Chen DYK. *J Am Chem Soc.* 2008; 130:10019–10023. [PubMed: 18598030]
216. Movassaghi M, Hunt DK, Tjandra M. *J Am Chem Soc.* 2006; 128:8126–8127. [PubMed: 16787063]
217. Movassaghi M, Tjandra M, Qi J. *J Am Chem Soc.* 2009; 131:9648–9650. [PubMed: 19555115]
218. Focken T, Charette AB. *Org Lett.* 2006; 8:2985–2988. [PubMed: 16805533]
219. Wagger J, Svete J, Stanovnik B. *Synthesis-Stuttgart.* 2008:1436–1442.
220. Nodwell M, Pereira A, Riffell JL, Zimmerman C, Patrick BO, Roberge M, Andersen RJ. *J Org Chem.* 2009; 74:995–1006. [PubMed: 19128042]
221. Oin HL, Panek JS. *Org Lett.* 2008; 10:2477–2479. [PubMed: 18489177]
222. Nguyen TX, Kobayashi Y. *J Org Chem.* 2008; 73:5536–5541. [PubMed: 18549291]
223. Toumi M, Couty F, Marrot J, Evano G. *Org Lett.* 2008; 10:5027–5030. [PubMed: 18847212]
224. Asakawa K, Noguchi N, Takashima S, Nakada M. *Tetrahedron Asymm.* 2008; 19:2304–2309.
225. Wiedemann SH, Ellman JA, Bergman RG. *J Org Chem.* 2006; 71:1969–1976. [PubMed: 16496982]
226. Larsson PF, Correa A, Carril M, Norrby PO, Bolm C. *Angew Chem, Int Ed.* 2009; 48:5691–5693.
227. Xie XA, Chen Y, Ma DW. *J Am Chem Soc.* 2006; 128:16050–16051. [PubMed: 17165754]
228. Shafir A, Lichtor PA, Buchwald SL. *J Am Chem Soc.* 2007; 129:3490–3491. [PubMed: 17341083]
229. Maiti D, Buchwald SL. *J Am Chem Soc.* 2009; 131:17423–17429. [PubMed: 19899753]

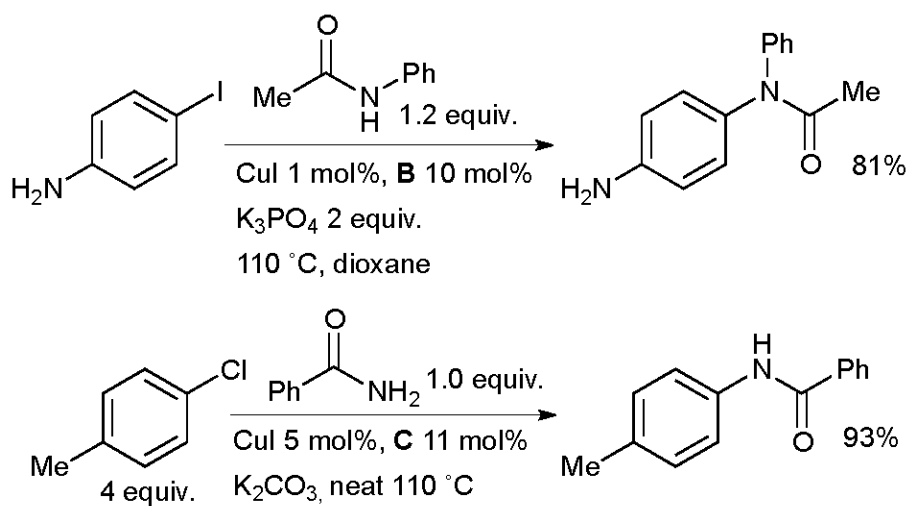


**Fig. 1.**  
Commercially available diamine ligands

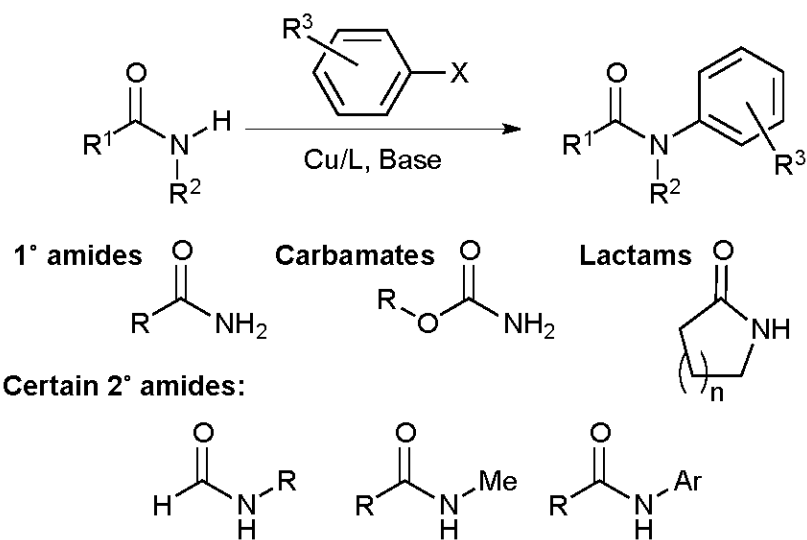


**Fig. 2.**  
Critical features of diamine-based ligands.

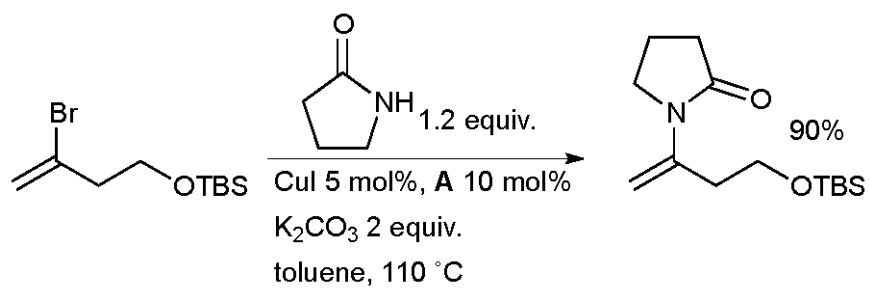


**Scheme 1.**

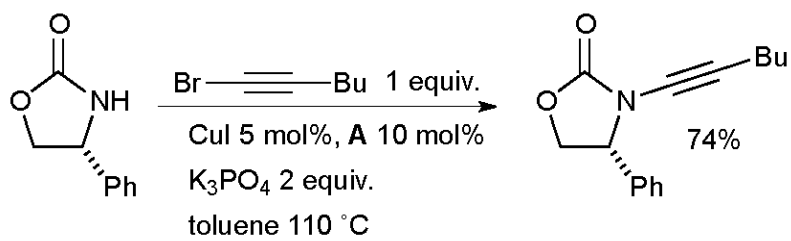
Development of Cu-catalyzed amidation of aryl halides by Buchwald.



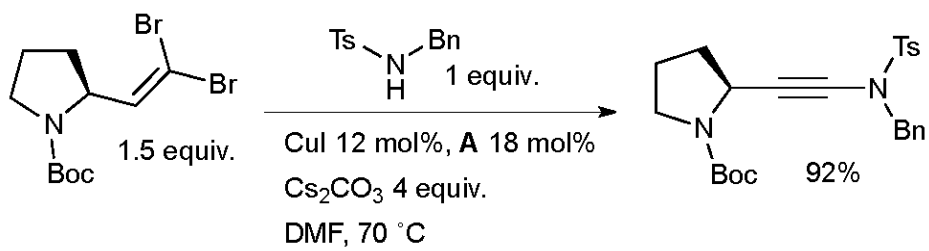
**Scheme 2.**  
Substrate scope of intermolecular Cu-catalyzed amidation.



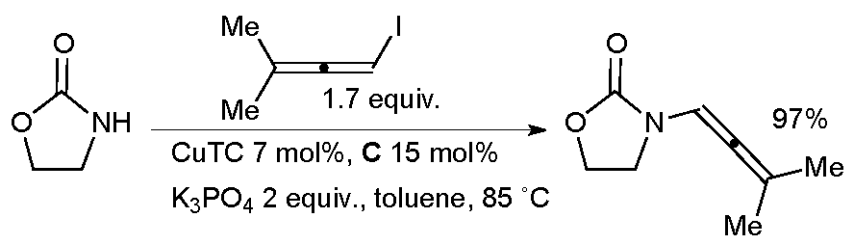
**Scheme 3.**  
Synthesis of enamides from vinyl halides.



**Scheme 4.**  
Synthesis of ynamides according to Hsung.

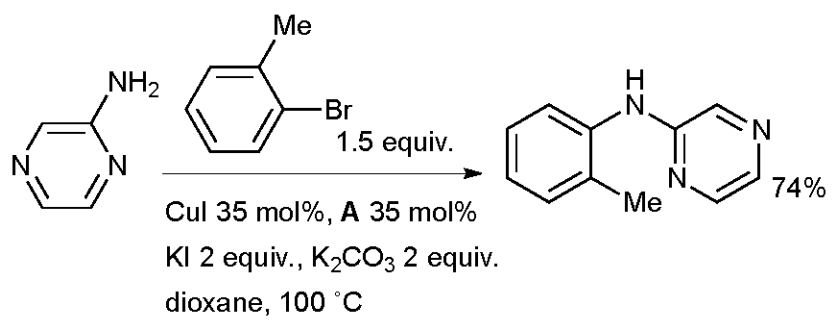


**Scheme 5.**  
Synthesis of ynamides according to Evano.

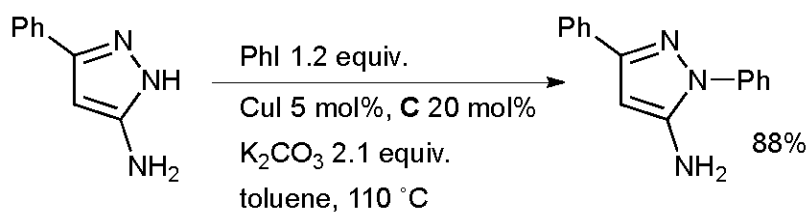


**Scheme 6.**  
Synthesis of allenamides according to Trost.

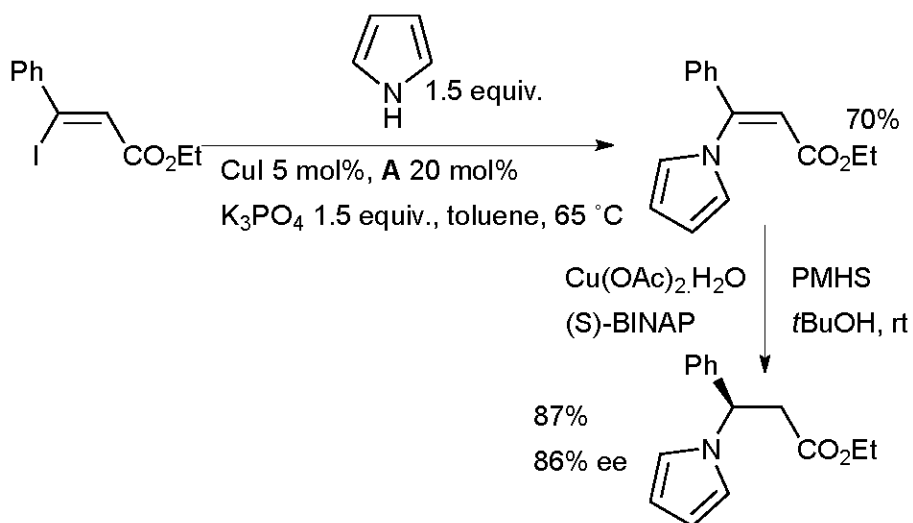




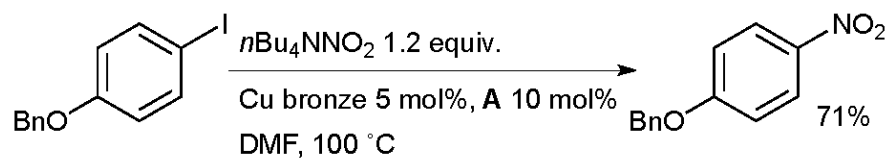
**Scheme 7.**  
Arylation of heteroarylamines according to Liu.



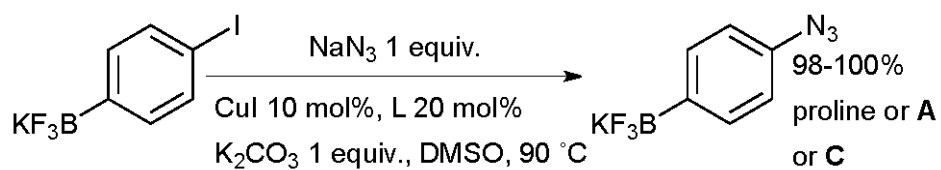
**Scheme 8.**  
Cu-Catalyzed arylation of NH heterocycles.



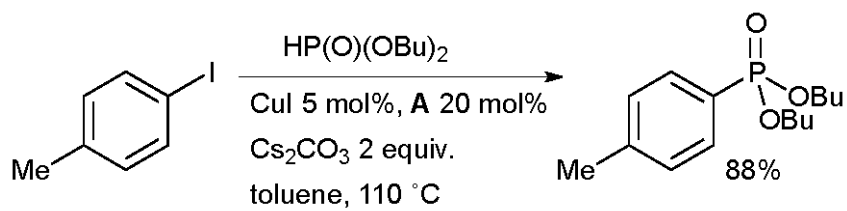
**Scheme 9.**  
Synthesis of  $\beta$ -azaheterocyclic acid derivatives.

**Scheme 10.**

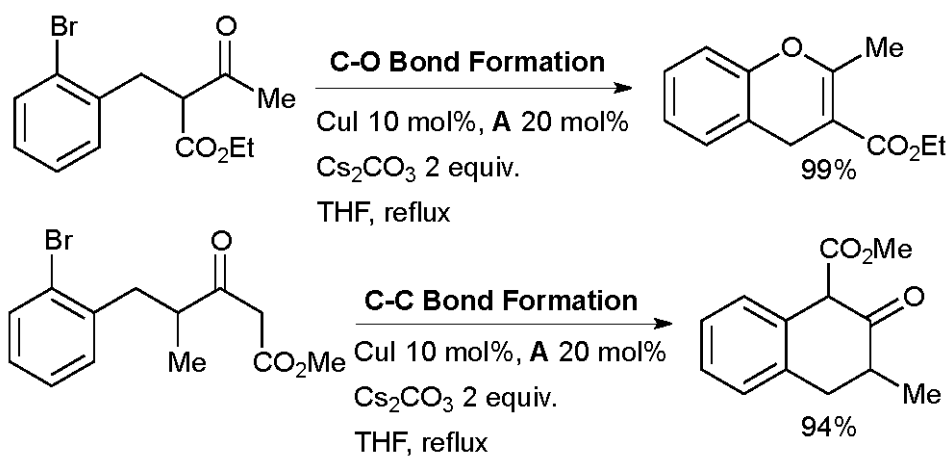
Synthesis of aryl nitro compounds according to Saito.

**Scheme 11.**

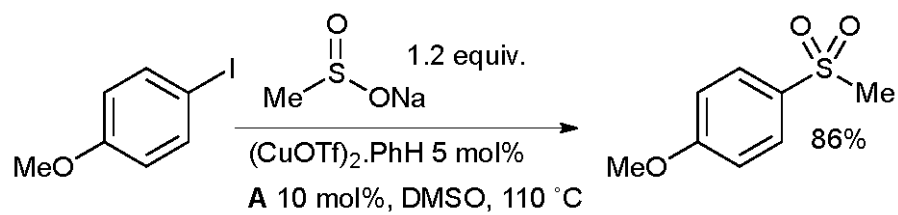
Synthesis of aryl azides by coupling of aryl halides and inorganic azide.

**Scheme 12.**

Cu-catalyzed coupling of secondary phosphites and aryl halides.

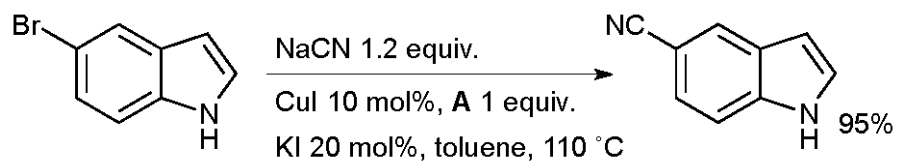
**Scheme 13.**

Selective, intramolecular arylation of enolates studied by Li.

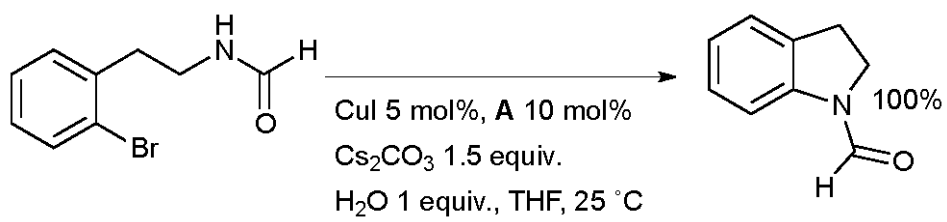


**Scheme 14.**  
Merck Frosst synthesis of aryl sulfones.

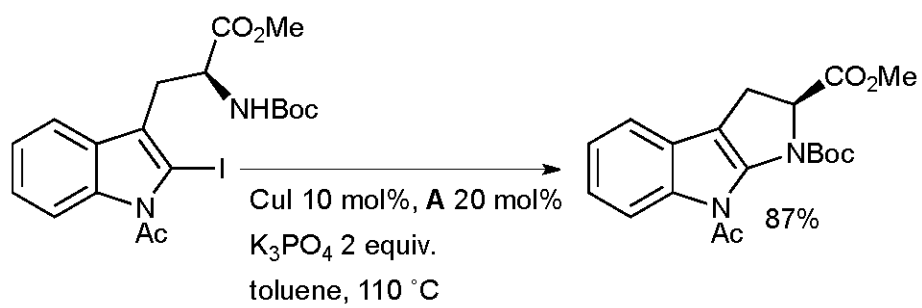




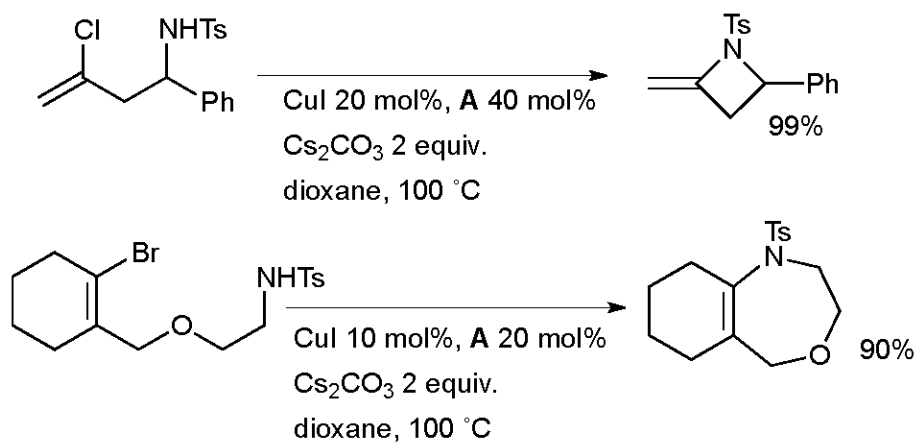
**Scheme 15.**  
Synthesis of benzonitriles according to Buchwald.



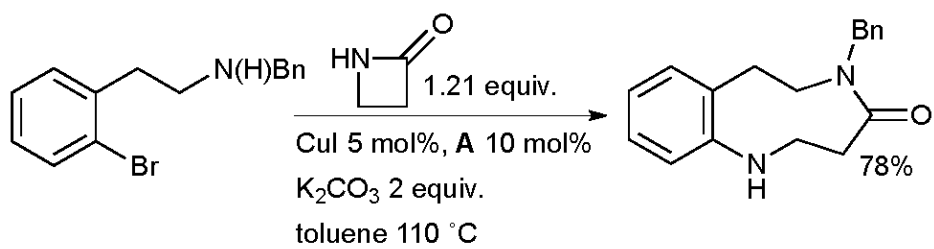
**Scheme 16.**  
Synthesis of indolines according to Buchwald.



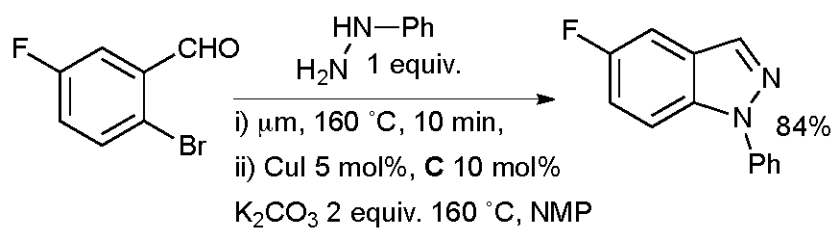
**Scheme 17.**  
Synthesis of pyrroloindoles according to Evano.

**Scheme 18.**

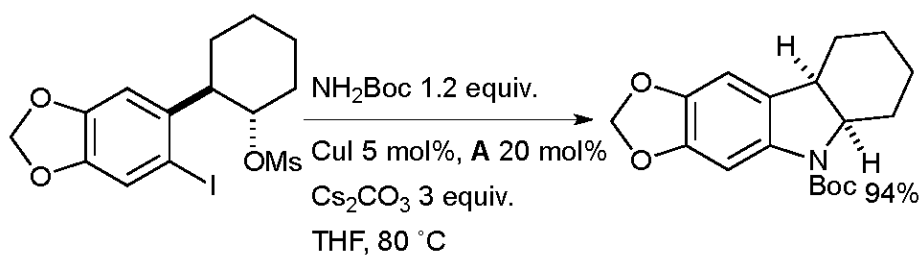
Li's investigation of intramolecular amidation of vinyl halides.

**Scheme 19.**

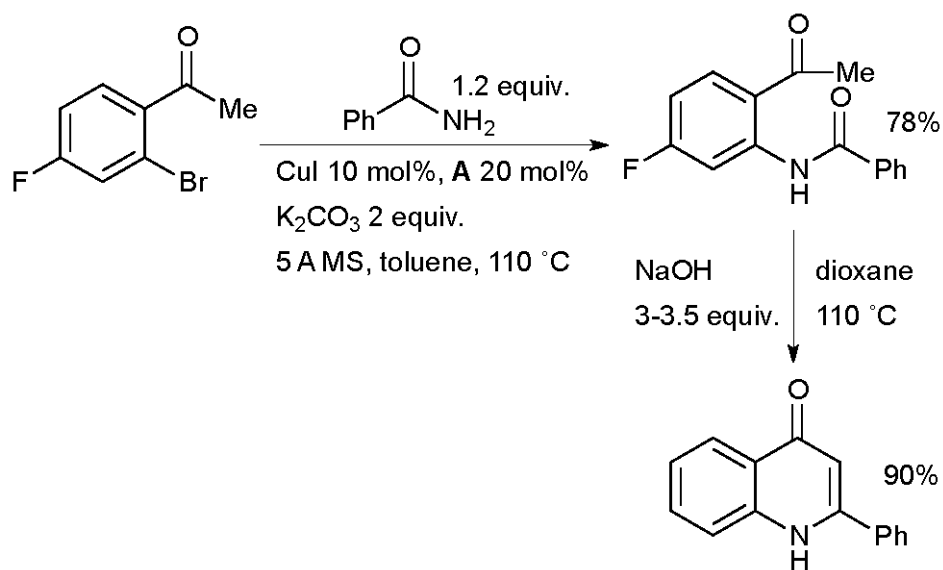
Synthesis of medium-ring nitrogen heterocycles by tandem cross-coupling/ring expansion.



**Scheme 20.**  
Albany Molecular Research synthesis of indazoles.

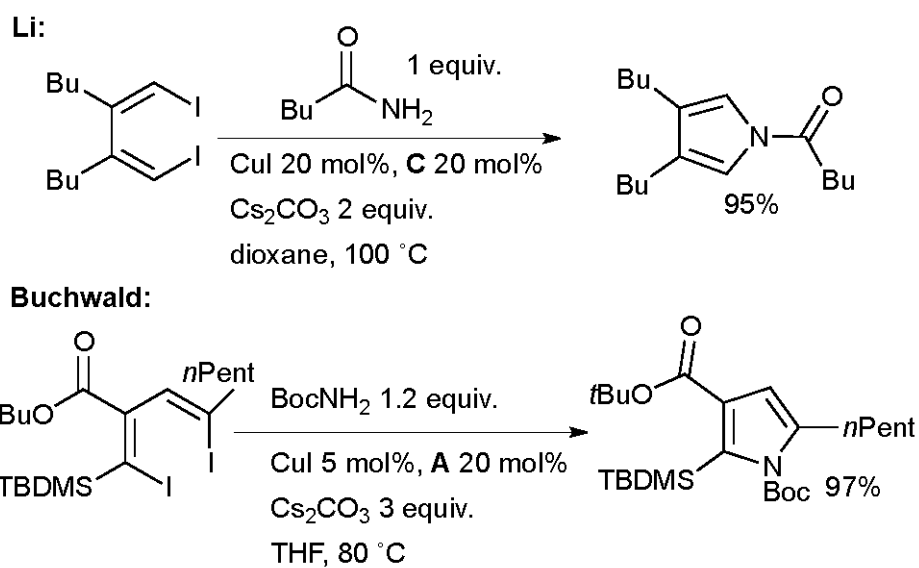


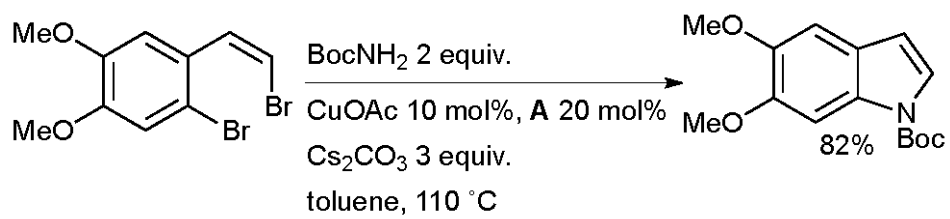
**Scheme 21.**  
Synthesis of indolines according to Buchwald.



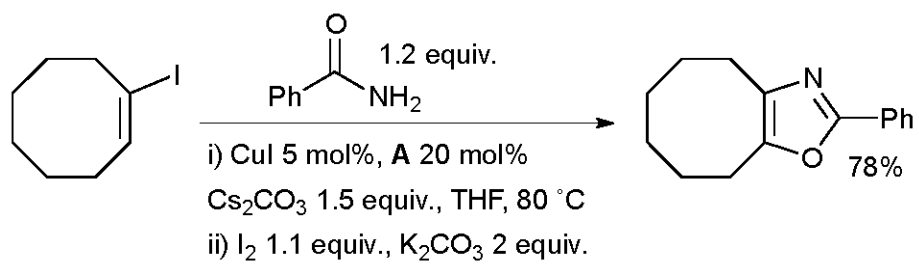
**Scheme 22.**  
Synthesis of quinolones according to Buchwald.



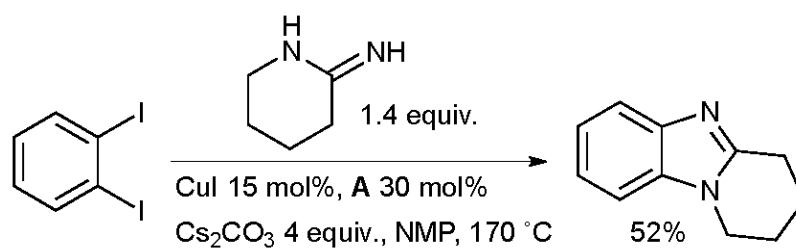




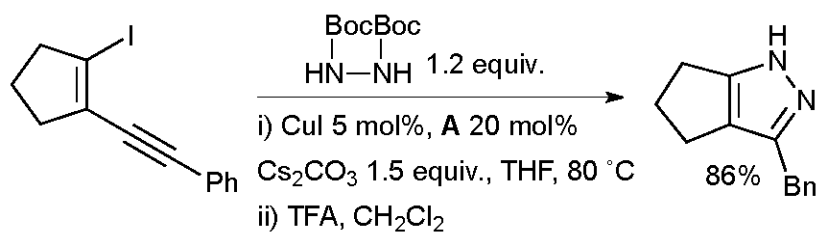
**Scheme 24.**  
Synthesis of indoles according to Willis.



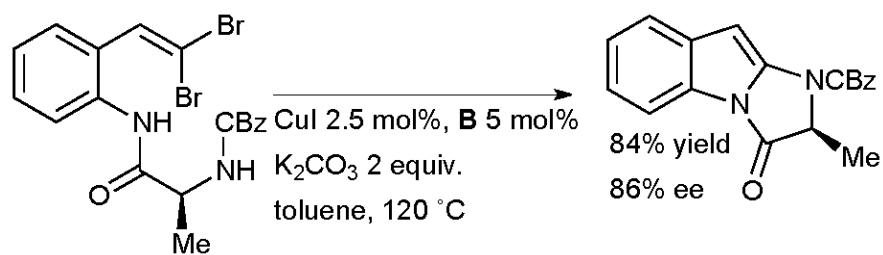
**Scheme 25.**  
Synthesis of oxazoles according to Buchwald.



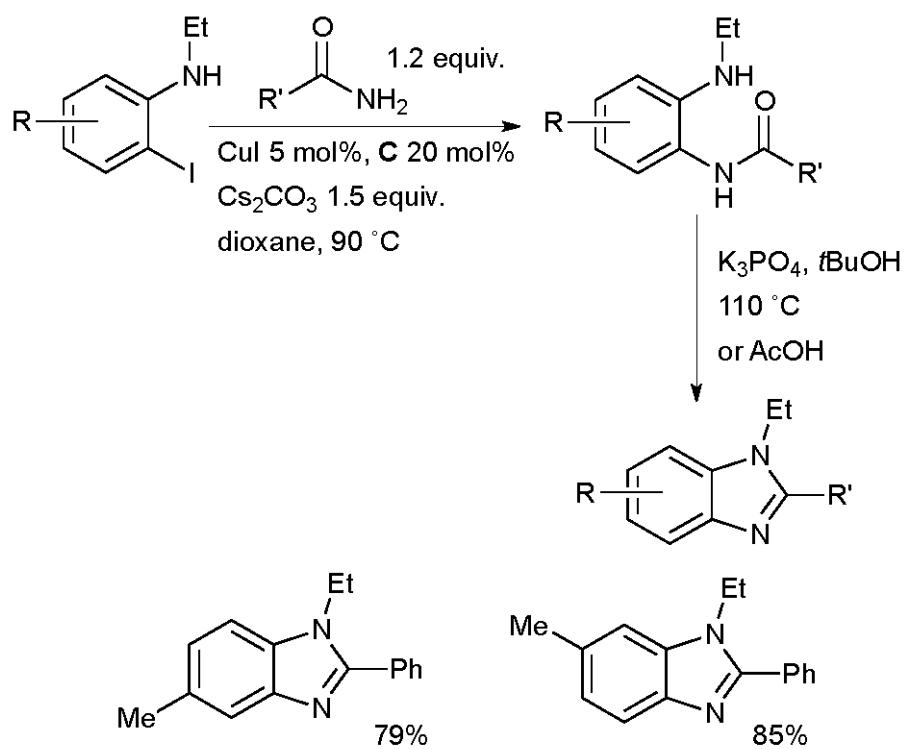
**Scheme 26.**  
Johnson & Johnson synthesis of benzimidazoles.



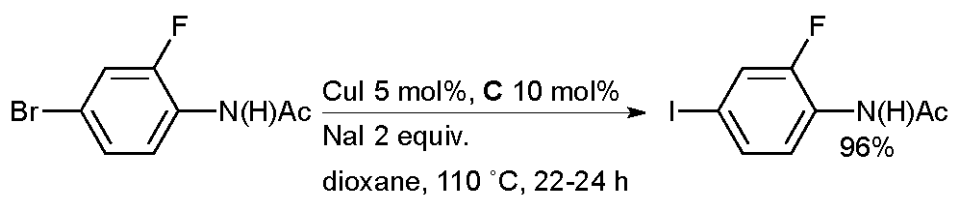
**Scheme 27.**  
Synthesis of pyrazoles according to Buchwald.



**Scheme 28.**  
Synthesis of imidazoindolones according to Lautens.

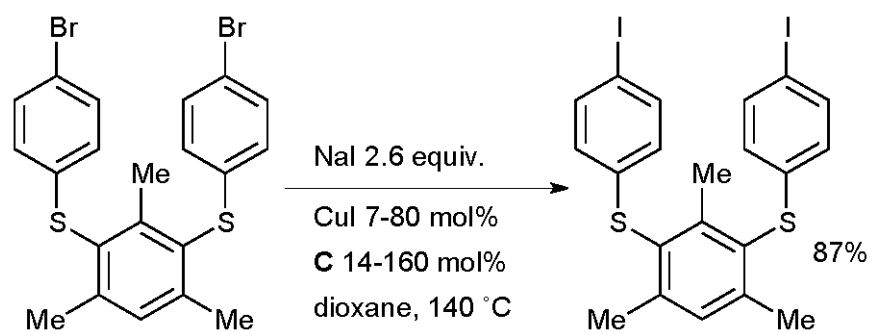


**Scheme 29.**  
Synthesis of benzimidazoles according to Buchwald.

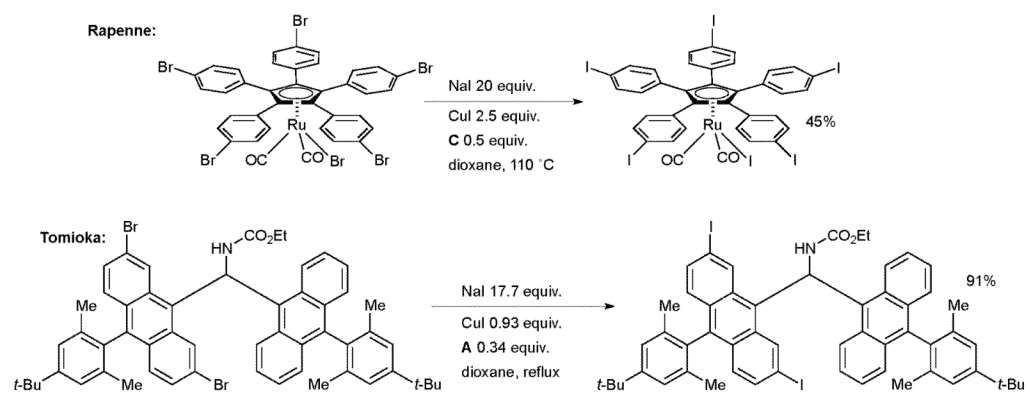


**Scheme 30.**  
Cu-catalyzed halide exchange.

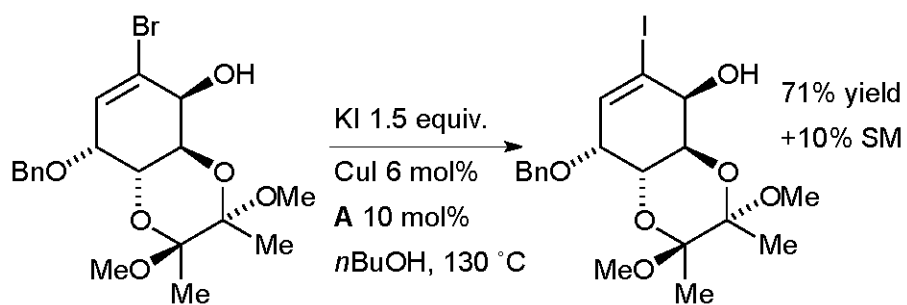




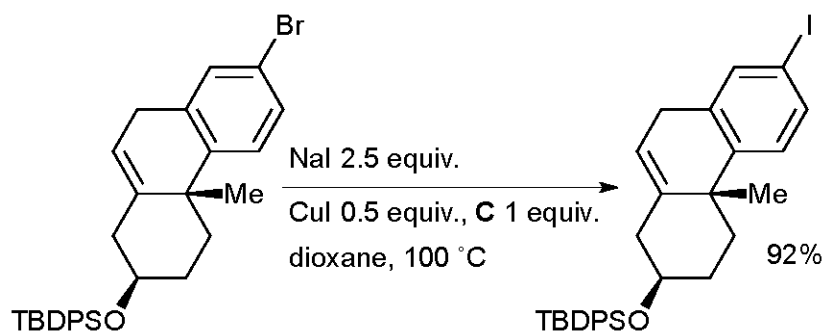
**Scheme 31.**  
Vicente's approach to thioether phenylene aryl iodide monomers



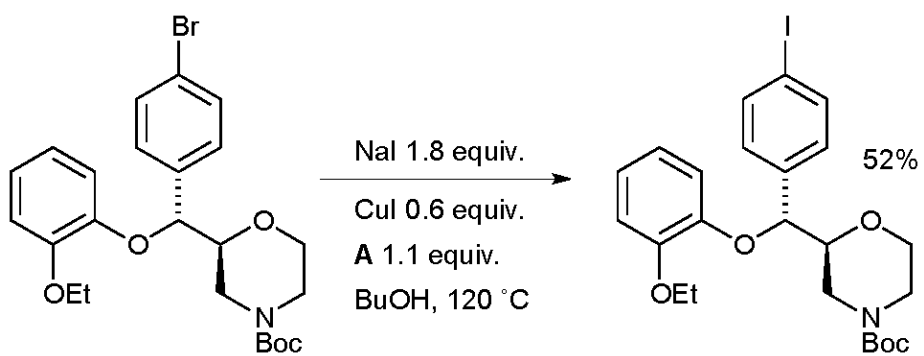
**Scheme 32.**  
Applications of the aromatic Finkelstein reaction.



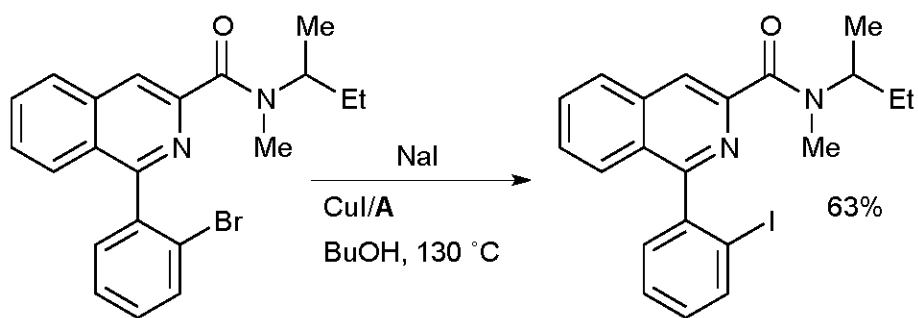
**Scheme 33.**  
Whitehead's synthesis of fluoroshikimic acid.



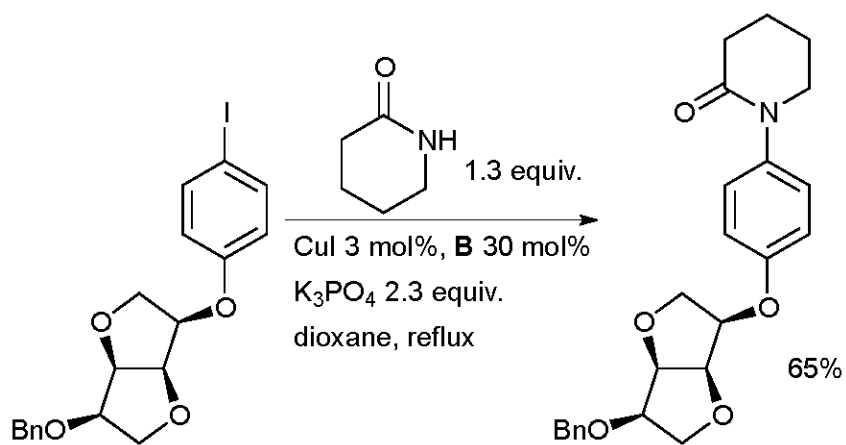
**Scheme 34.**  
Synthesis of photoactivatable cholesterol surrogates according to Spencer.



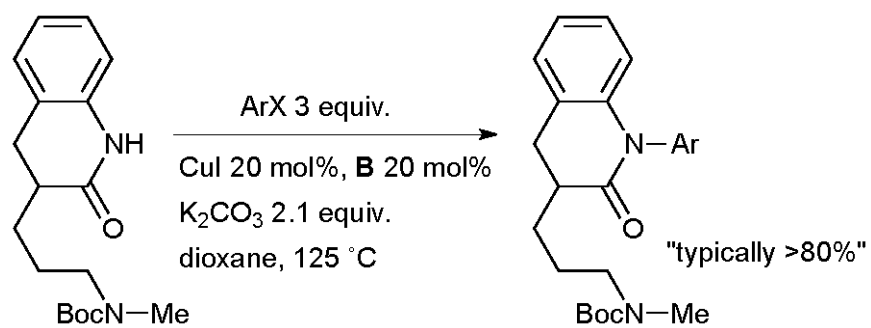
**Scheme 35.**  
Synthesis of an iodinated reboxetine analogue according to Sutherland.



**Scheme 36.**  
Sutherland's synthesis of a peripheral benzodiazepine receptor ligand.

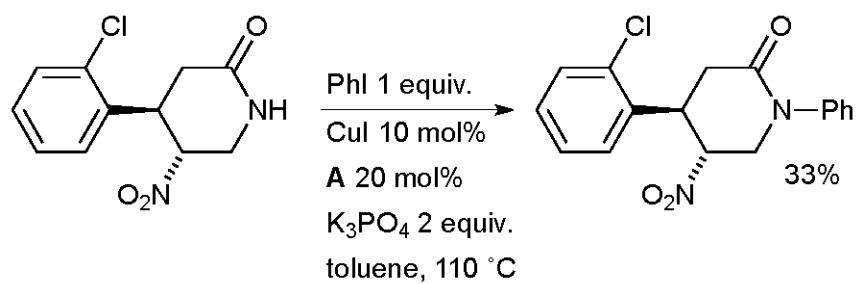


**Scheme 37.**  
Koert's synthesis of factor Xa inhibitors.

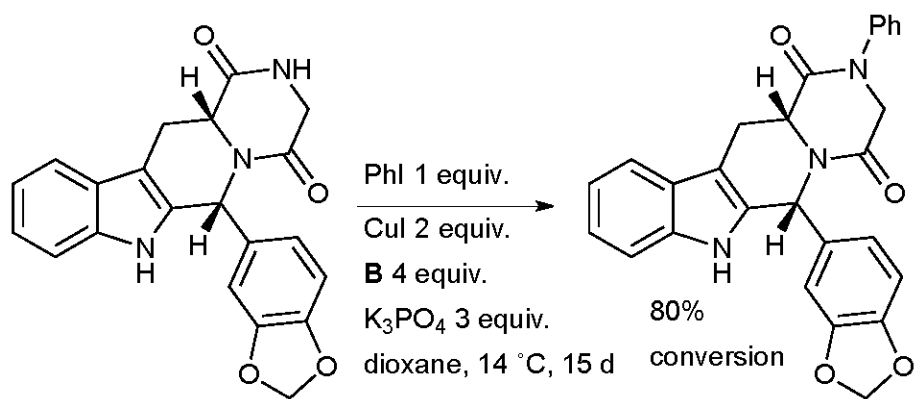
**Scheme 38.**

Eli Lilly synthesis of norepinephrine reuptake inhibitors.

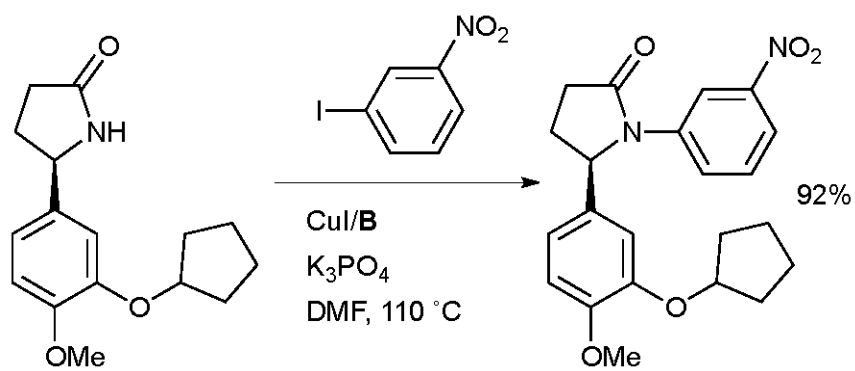


**Scheme 39.**

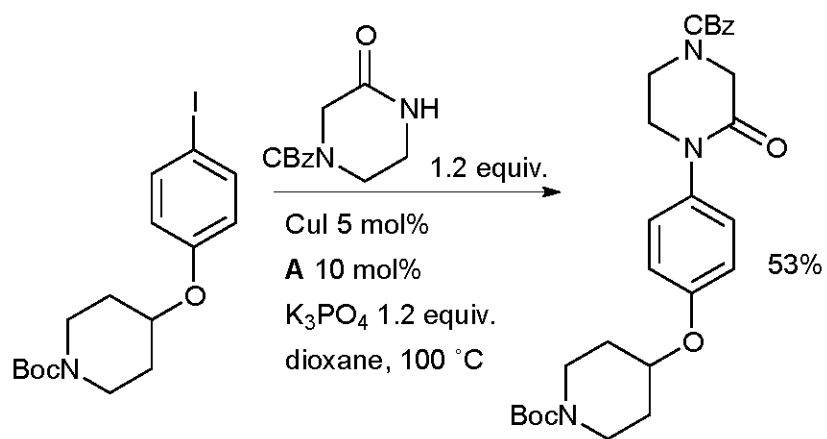
Abbott synthesis of dipeptidyl peptidase IV inhibitors.



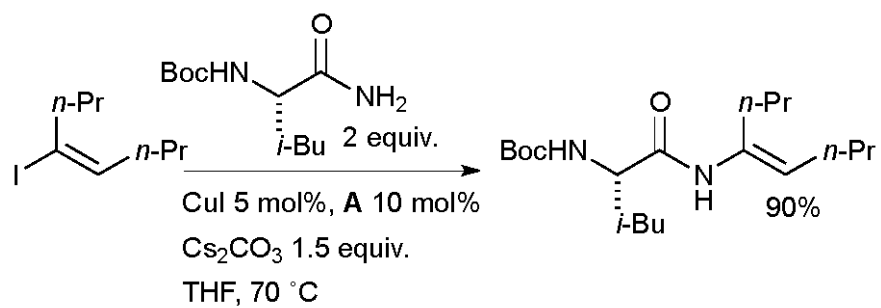
**Scheme 40.**  
Beghyn's study of tadalafil analogues.



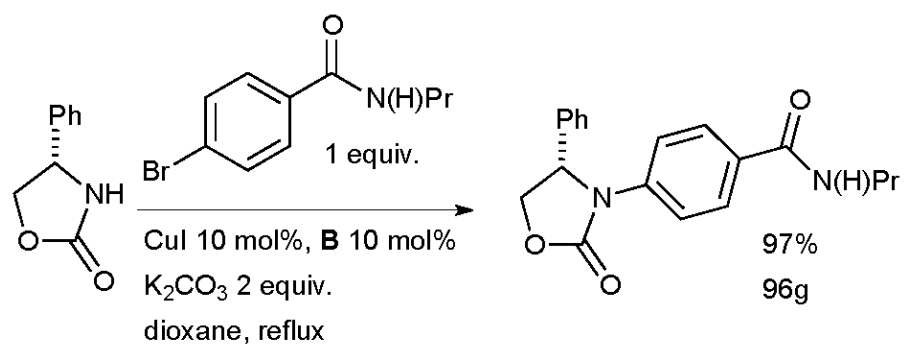
**Scheme 41.**  
Synthesis of non-nucleoside reverse transcriptase inhibitors performed at the Genomics Institute of the Novartis Research Foundation.



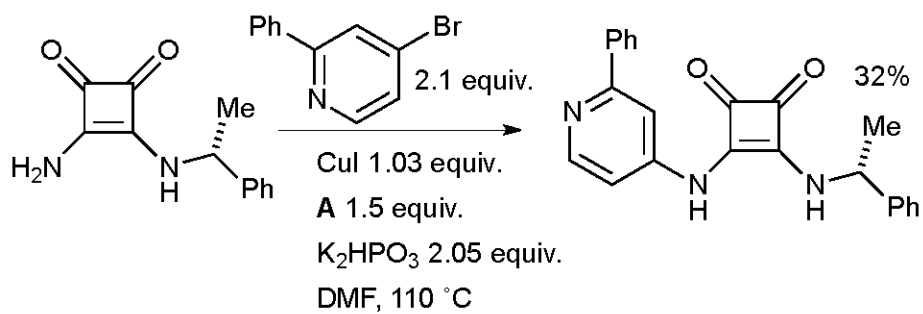
**Scheme 42.**  
GlaxoSmithKline synthesis of histamine H<sub>3</sub> receptor antagonists.

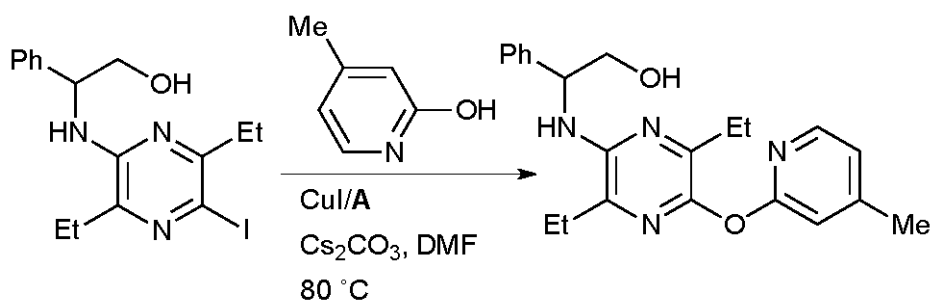
**Scheme 43.**

Bristols-Myers Squibb synthesis of enamides with aminopeptidase activity.



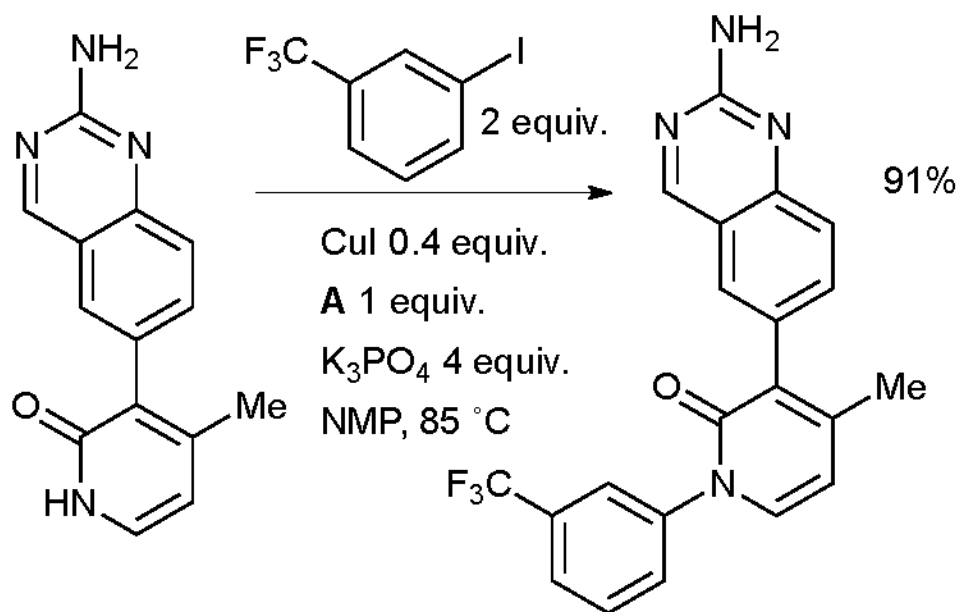
**Scheme 44.**  
Pfizer synthesis of CJ-15,161, a  $\kappa$ -opioid receptor agonist.

**Scheme 45.**Wyeth synthesis of histamine H<sub>3</sub> receptor antagonists.

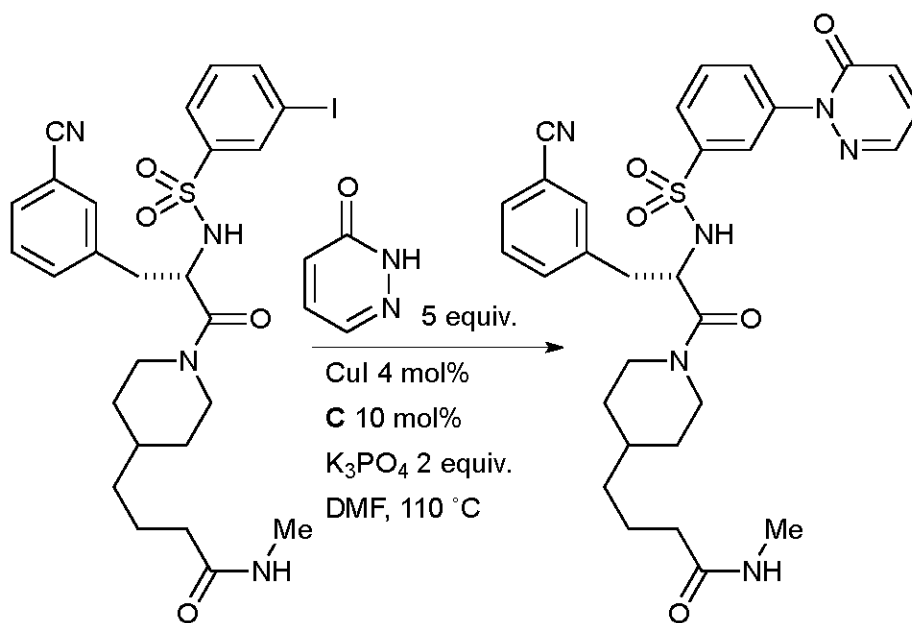


**Scheme 46.**  
Pfizer synthesis of CRF<sub>1</sub> receptor antagonists.

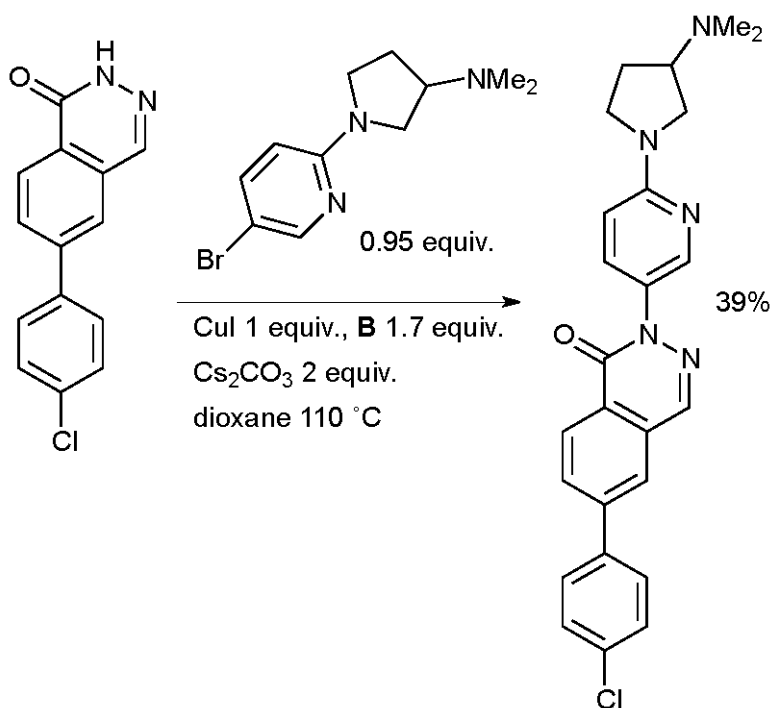




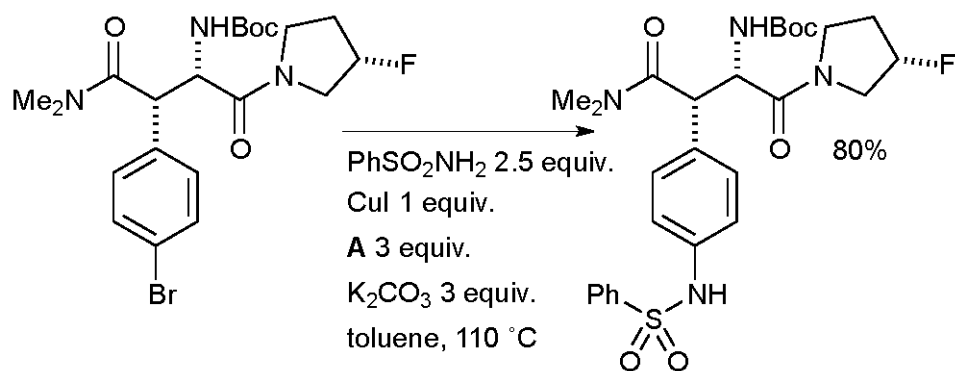
**Scheme 47.**  
Amgen synthesis of inhibitors of receptor tyrosine kinase c-Kit.



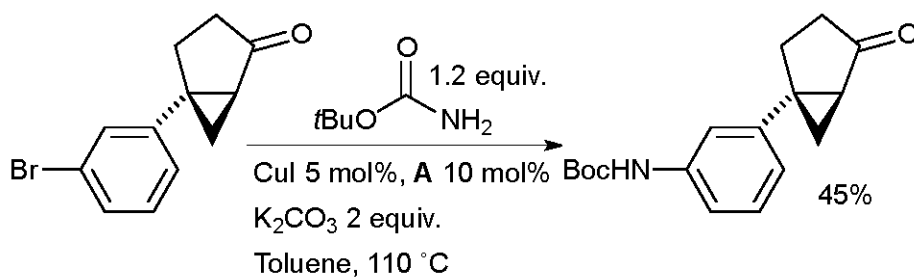
**Scheme 48.**  
Steinmetzer's synthesis of a matriptase inhibitor.



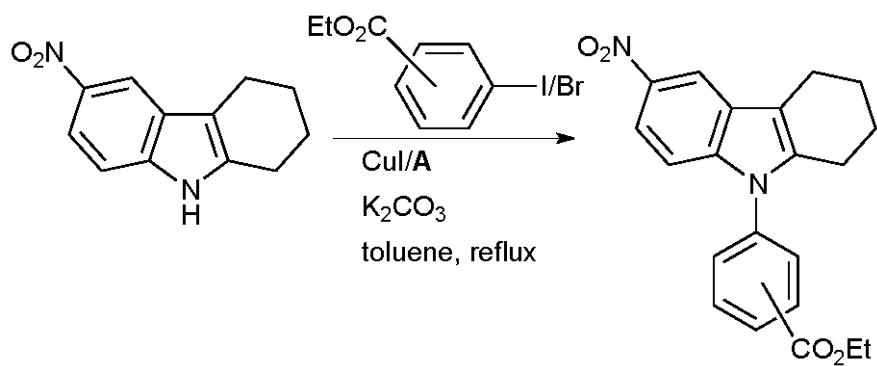
**Scheme 49.**  
Neurocrine synthesis of melanin-concentrating hormone receptor 1 antagonists.



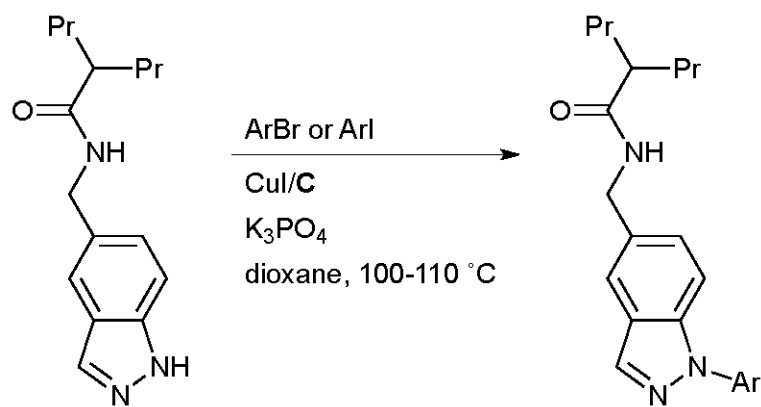
**Scheme 50.**  
Merck synthesis of dipeptidyl peptidase IV inhibitors.



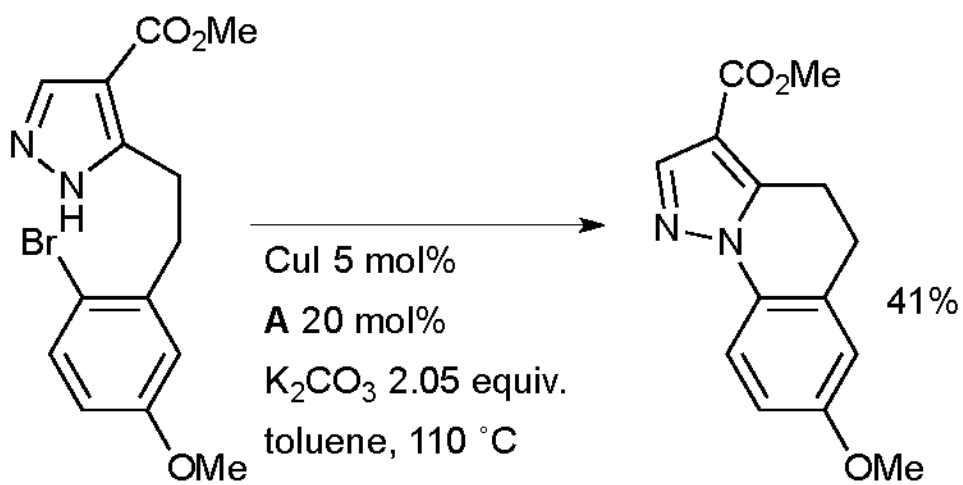
**Scheme 51.**  
Schering-Plough synthesis of melanin-concentrating hormone receptor-1 antagonists.



**Scheme 52.**  
Athersys synthesis of ramatroban analogues.

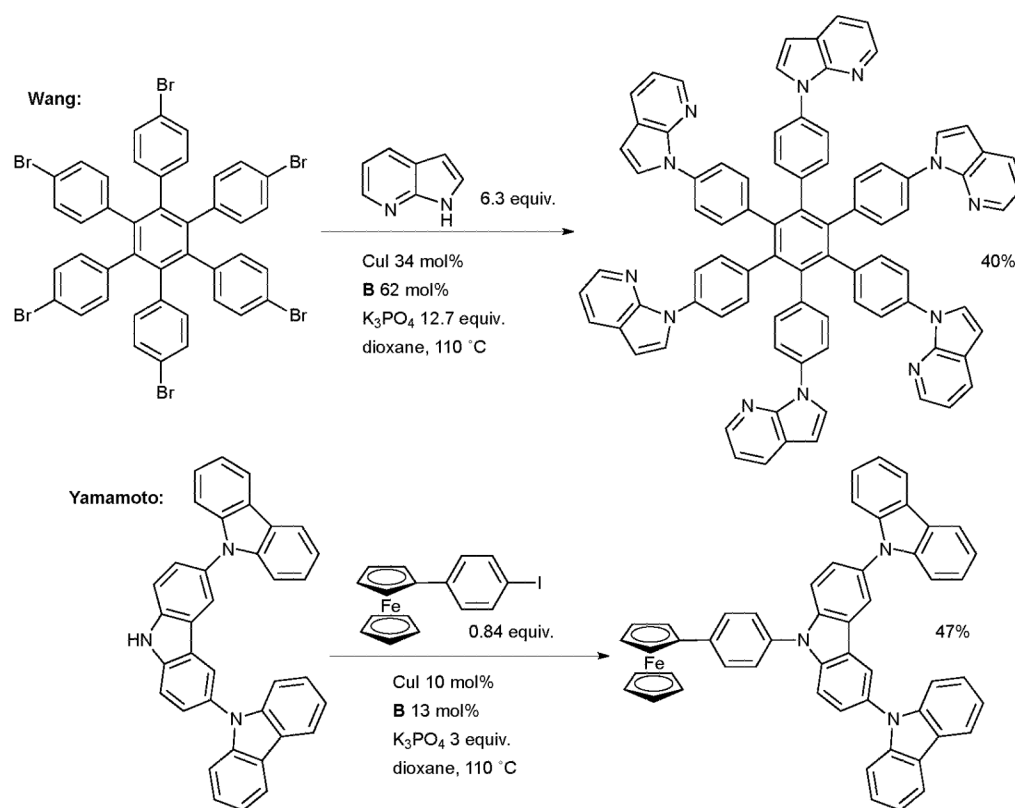


**Scheme 53.**  
IRBM - Merck Research Laboratories synthesis of inhibitors of the hedgehog signaling pathway.

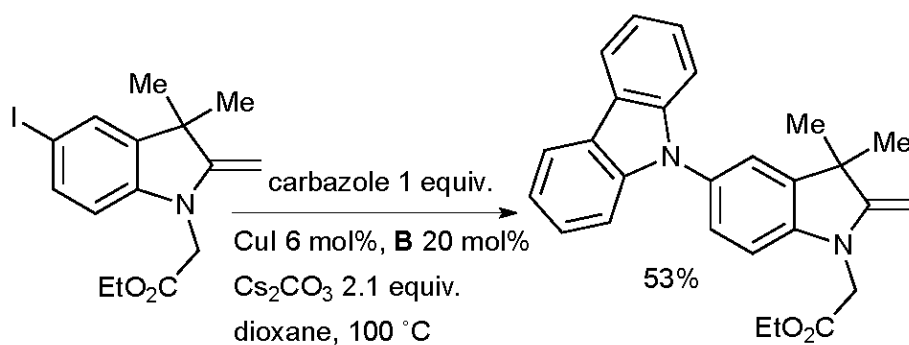


**Scheme 54.**  
Merck synthesis of agonists of G-protein-coupled niacin receptor 109A.

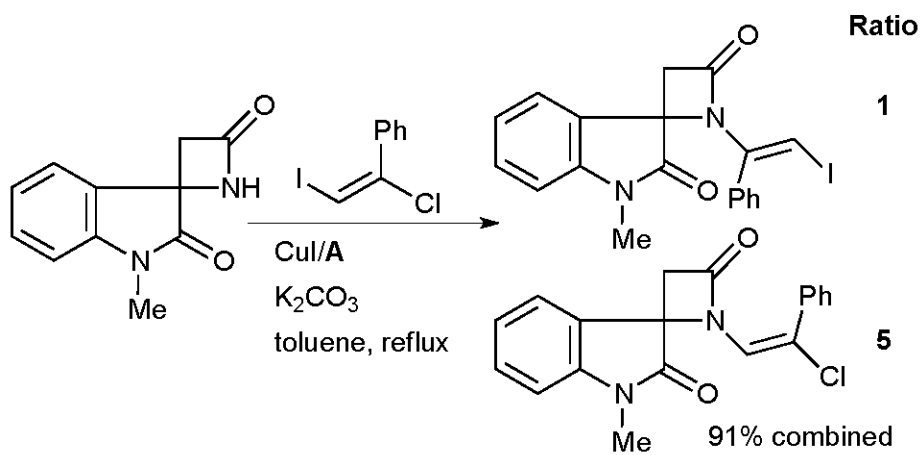


**Scheme 55.**

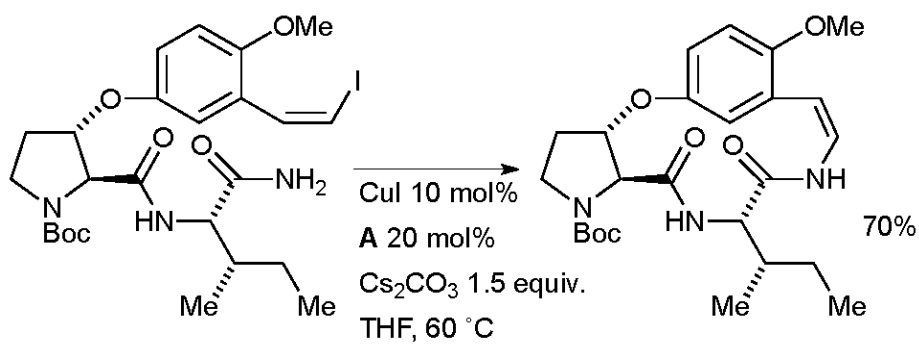
Applications of Cu/diamine-catalyzed cross-coupling in materials science.



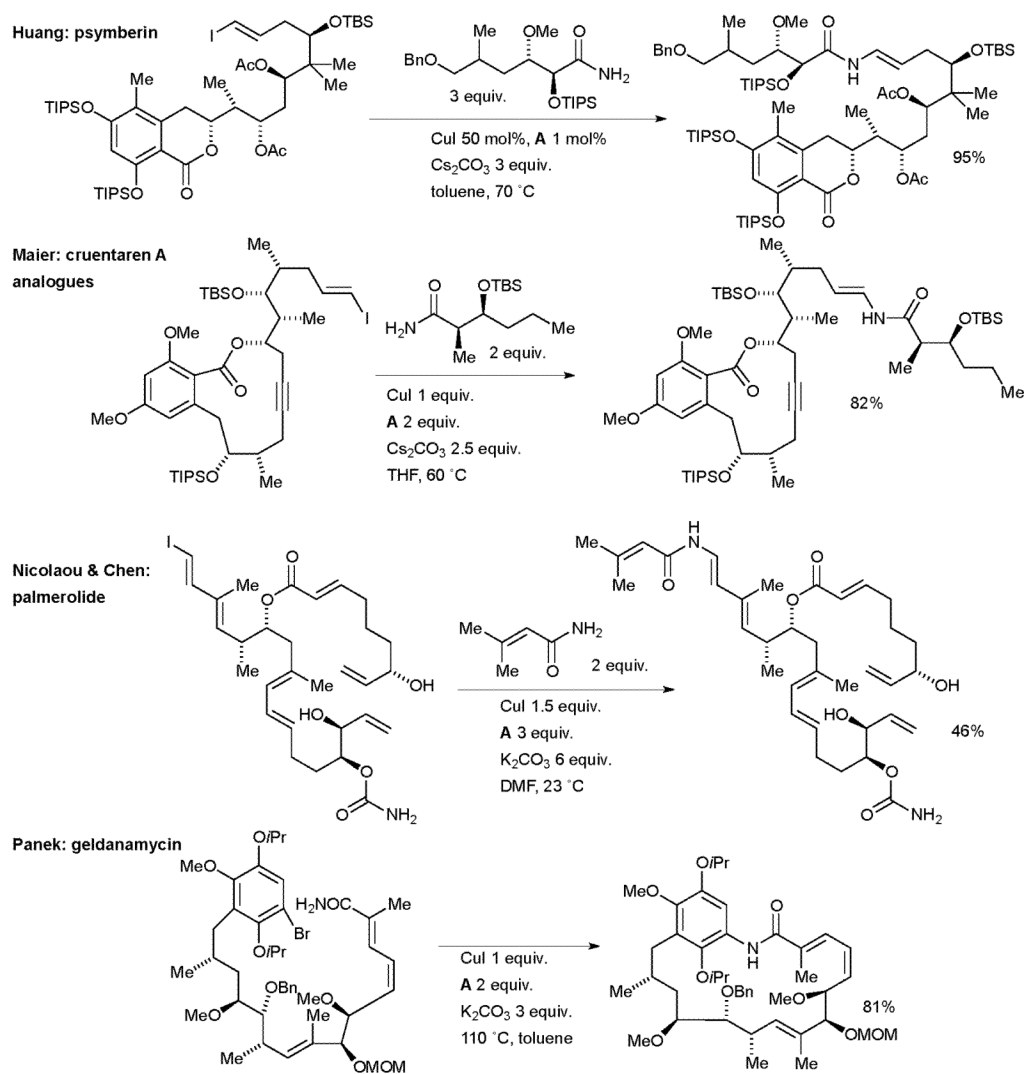
**Scheme 56.**  
Synthesis of energy transfer systems by Burgess.



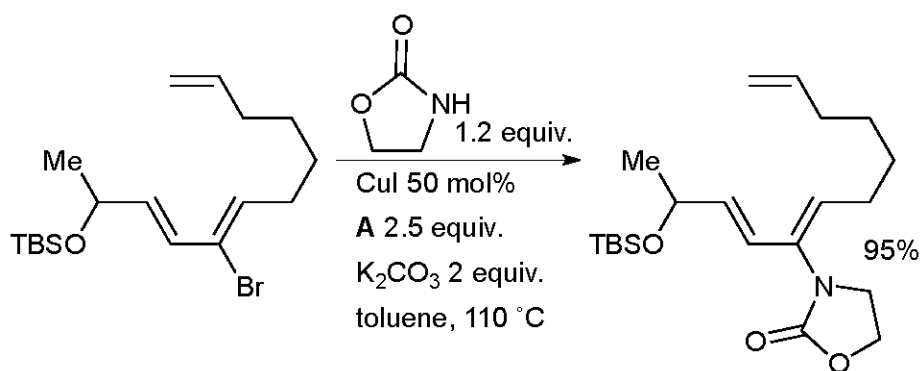
**Scheme 57.**  
Nishikawa and Isobe's synthesis of chartelline alkaloids.



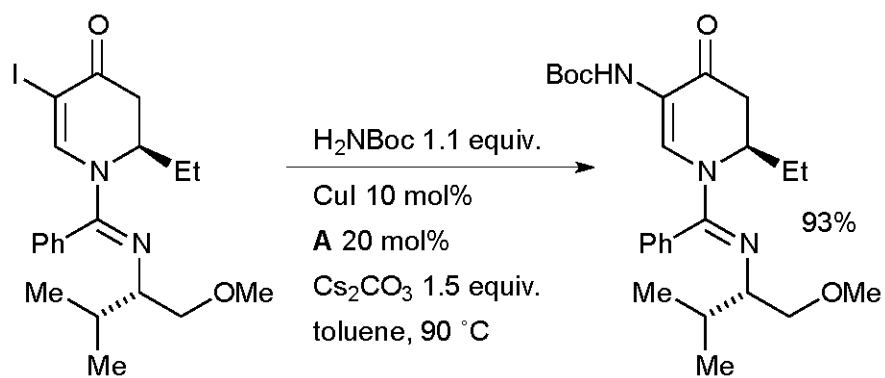
**Scheme 58.**  
Evano's synthesis of paliurine F.

**Scheme 59.**

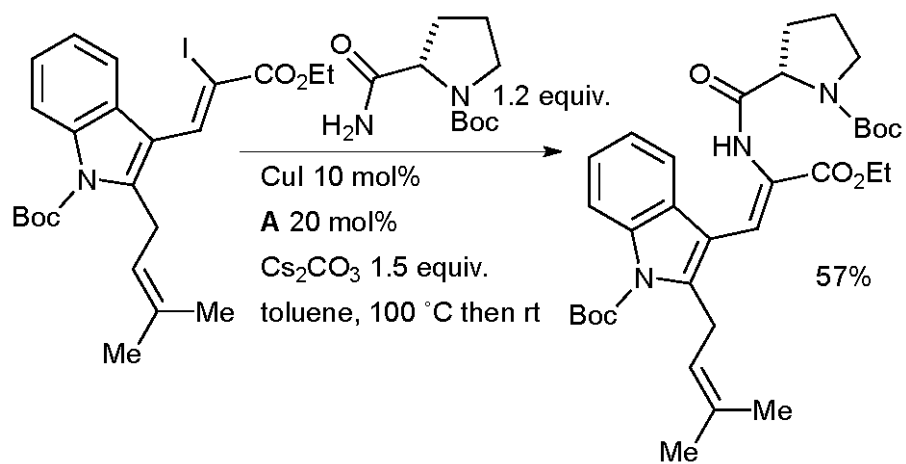
Applications of Cu/diamine-catalyzed cross-coupling in natural products synthesis.



**Scheme 60.**  
Movassaghi's synthesis of galbulimima alkaloid 13.

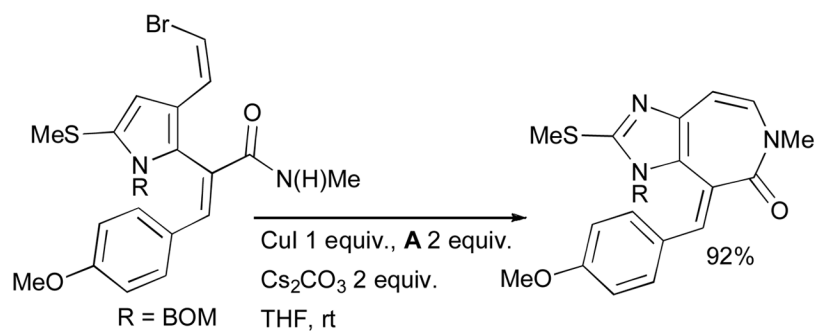


**Scheme 61.**  
Charette's synthesis of barrenazine alkaloids.

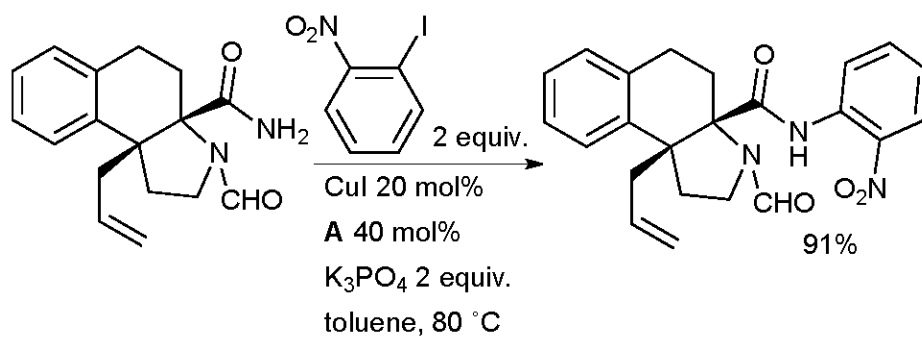


**Scheme 62.**  
Stanovnik's synthesis of tryprostatin B.

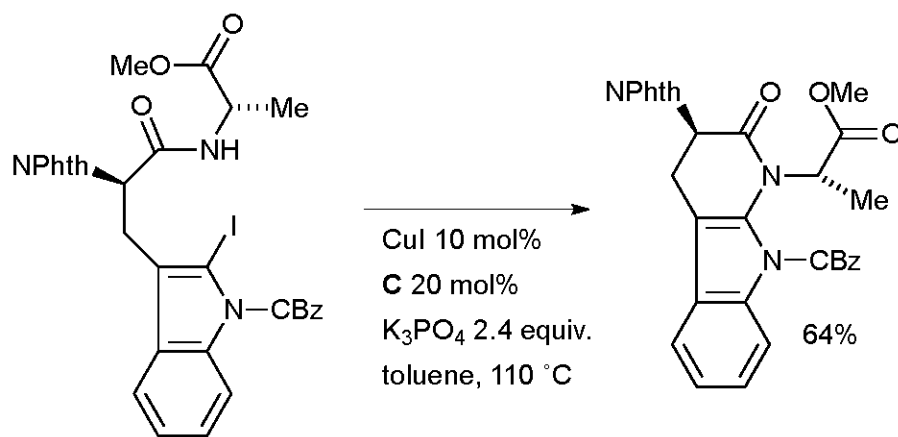




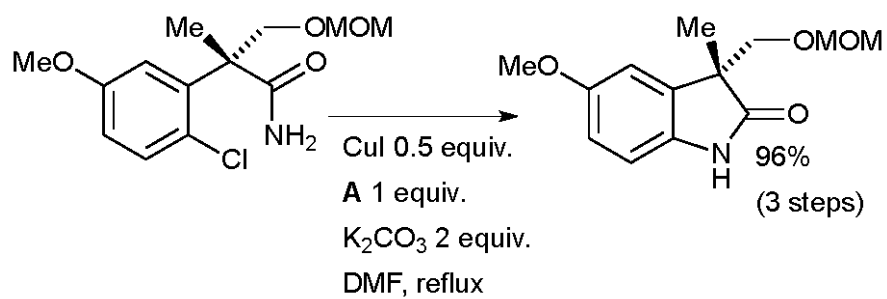
**Scheme 63.**  
Andersen's synthesis of ceratamine alkaloids.



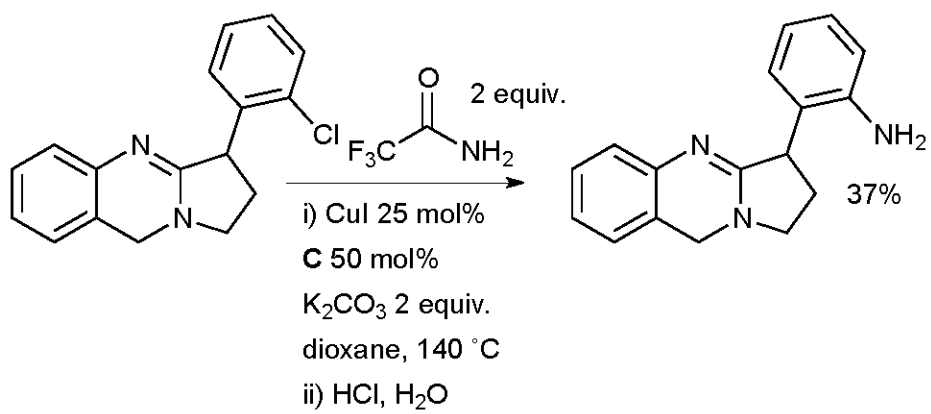
**Scheme 64.**  
Kobayashi's synthesis of hasubanan alkaloids.



**Scheme 65.**  
Evano's synthesis of chaetominine.



**Scheme 66.**  
Nakada's formal synthesis of physostigmine.



**Scheme 67.**  
Bergman's synthesis of vasicoline.