

Ion Thermal Decoupling and Species Separation in Shock-Driven Implosions

Hans G. Rinderknecht,^{1,*} M. J. Rosenberg,¹ C. K. Li,¹ N. M. Hoffman,² G. Kagan,² A. B. Zylstra,¹ H. Sio,¹ J. A. Frenje,¹ M. Gatu Johnson,¹ F. H. Séguin,¹ R. D. Petrasso,¹ P. Amendt,³ C. Bellei,³ S. Wilks,³ J. Delettrez,⁴ V. Yu. Glebov,⁴ C. Stoeckl,⁴ T. C. Sangster,⁴ D. D. Meyerhofer,⁴ and A. Nikroo⁵

¹Plasma Science and Fusion Center Massachusetts Institute of Technology, Cambridge, Massachusetts 02139, USA

²Los Alamos National Laboratory, Los Alamos, New Mexico 87545, USA

³Lawrence Livermore National Laboratory, Livermore, California 94550, USA

⁴Laboratory for Laser Energetics, Rochester, New York 14623, USA

⁵General Atomics, San Diego, California 92121, USA

(Received 19 September 2014; published 14 January 2015)

Anomalous reduction of the fusion yields by 50% and anomalous scaling of the burn-averaged ion temperatures with the ion-species fraction has been observed for the first time in D³He-filled shock-driven inertial confinement fusion implosions. Two ion kinetic mechanisms are used to explain the anomalous observations: thermal decoupling of the D and ³He populations and diffusive species separation. The observed insensitivity of ion temperature to a varying deuterium fraction is shown to be a signature of ion thermal decoupling in shock-heated plasmas. The burn-averaged deuterium fraction calculated from the experimental data demonstrates a reduction in the average core deuterium density, as predicted by simulations that use a diffusion model. Accounting for each of these effects in simulations reproduces the observed yield trends.

DOI: [10.1103/PhysRevLett.114.025001](https://doi.org/10.1103/PhysRevLett.114.025001)

PACS numbers: 52.57.-z, 52.25.Fi, 52.25.Kn, 52.35.Tc

In inertial confinement fusion (ICF), targets are imploded to generate a high-density, high-temperature environment where fusion can occur [1,2]. In the current ignition design, four weak shocks compress the cryogenic deuterium-tritium (DT) fuel, then combine into a single strong shock with Mach number ~ 10 –50 in the central gas, a DT vapor with initial density 0.3 mg/cc [3]. Convergence of this shock at the implosion's center sets the initial entropy of the central plasma “hot spot” and generates a brief period of fusion production (“shock bang”). The rebounding shock strikes the imploding fuel, beginning the hot spot compression that generates the main period of nuclear production (“compression burn”). Understanding the evolution of the plasma during the shock transit phase is fundamentally important for achieving ICF ignition, as this sets the initial conditions for hot spot formation, compression, ignition, and burn [4].

The simulations used to design ICF experiments generally assume a single average-ion hydrodynamic framework. The equations of motion for a single ion-species plasma are solved iteratively to model the implosion. Multiple ion species are not treated separately: the ion mass and charge are set as a weighted average of the individual species. Recent experimental and theoretical work has questioned the validity of the average-ion assumption [5–15]. Anomalous reduction of the compression-phase nuclear yield has been observed in implosions filled with multiple fuel species, such as deuterium-helium-3 (D³He) [5], DT [6], and other combinations [7,8]. Anomalous reduction of the shock yield has been

ambiguous in these studies. Diffusive ion species separation driven by gradients in pressure [9], electric potential [10,11], and temperature [12] is a potential cause of these observations [13]. Kinetic physics can impact the evolution and nuclear performance of multispecies plasmas in computational studies [14,15], although, to the best of our knowledge, no fully kinetic model is yet capable of simulating an entire ICF implosion.

The experiments described in this Letter demonstrate, for the first time, signatures of two multiple-ion kinetic physics effects in a series of D³He-gas-filled, strongly shocked implosions: thermal decoupling and diffusive separation of the ion populations. The observations suggest that these kinetic effects, which hydrodynamic simulations do not capture, have an important impact on ICF-relevant plasmas.

The experiments were performed at the 60-beam OMEGA laser facility [16]. Spherical capsules, 860 μm in diameter and made of 2.2 μm -thick glass [17], were filled with various concentrations of D₂ and ³He gas and imploded by an 0.6 ns, 23 terawatt (TW) laser pulse. These implosions mimic the density and shock strength in the ignition-target central gas. Notably, these shock-driven implosions are insensitive to hydrodynamic instability growth [18–20]. A high mass ablation rate and rapid ablation of the entire shell (“burnthrough”) stabilize ablation front instability growth early in the implosion; comparatively low convergence (~ 3 –5) and an unablated shell mass that is too small to substantially compress the fuel eliminate instability growth late in the implosion. Two-dimensional hydrodynamic simulations of implosions with

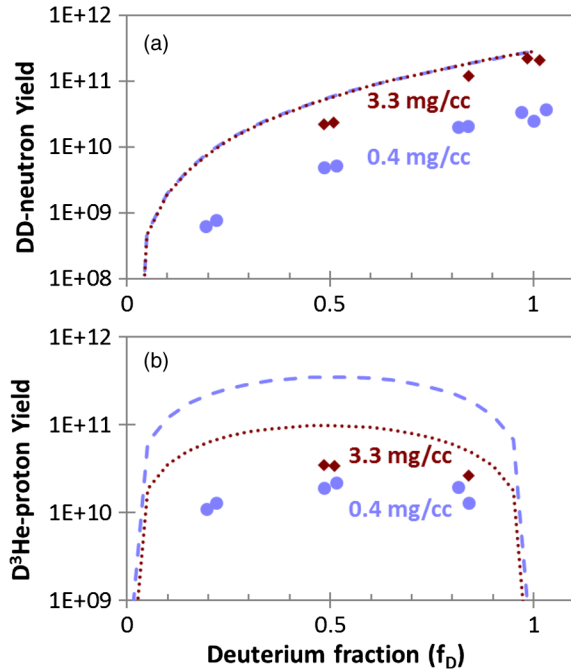


FIG. 1 (color online). Measured yields of (a) DD neutrons and (b) D^3He protons from implosions with initial fuel density of $\rho_0 = 0.4$ (blue) and 3.3 (red) mg/cc. For each ρ_0 , the deuterium fraction (f_D) was varied. Points are artificially spread out in f_D for legibility. HYADES-simulated yield trends are shown for the low (dashed line) and high (dotted line) ρ_0 .

comparable shell mass and gas-fill density showed negligible instability growth at peak nuclear production [19]. Because of the minimal compression phase, the implosions produce primarily shock yield. The atomic deuterium fraction [$f_D \equiv n_D/(n_D + n_{^3He})$] of the gas fills ranged from 1 (pure deuterium) to 0.2 (3He rich), while maintaining a constant initial mass density of $\rho_0 = 0.4$ or 3.3 mg/cc. A constant ρ_0 maintains a constant Atwood number at the fuel-shell interface, which governs hydrodynamic mode growth and turbulent mix in the experiments.

Yields of DD-fusion neutrons (2.45 MeV) were measured using the neutron time-of-flight diagnostic suite [21]. Yields and spectra of D^3He -fusion protons (14.7 MeV) were recorded using the charged particle spectrometers (CPS1 and CPS2) and wedge-range-filter proton spectrometers [22]. Burn-averaged ion temperatures were inferred from the nuclear spectral widths [23,24]. Spatial burn profiles were measured by penumbral imaging of D^3He protons and DD protons (3.0 MeV) [25]. One-dimensional radiation hydrodynamic simulations were performed using the code HYADES [26] for comparison to the observed values. Simulations were constrained using the measured laser absorption fraction [27] of 57% and measured nuclear-bang times [28,29]. Time-resolved self-emission x-ray images [30] confirmed the implosions were highly spherical.

The measured yields show anomalous trends relative to the hydrodynamically simulated values, as plotted in Fig. 1. For each ρ_0 , the yield drops relative to the predicted yield as the deuterium fraction is reduced from $f_D = 1$. (In subsequent figures, results from multiple implosions with the same nominal design are averaged.) The reduction in yield with decreasing ρ_0 was previously observed in a related experiment [20].

To highlight the trend, the observed yield divided by the predicted yield is plotted in Fig. 2, where each dataset has been normalized to the equimolar value [yield over clean normalized (YOCN)]. The YOCN varies by 50% with f_D . These results provide the first conclusive experimental demonstration of a shock-yield anomaly with fuel ion fraction. The YOCN increases monotonically in the range $f_D > 0.2$, unlike the results for compression yield which showed a maximal reduction for equimolar D^3He and yield recovery approaching pure 3He [5,31]. This trend cannot be explained by turbulent fuel-shell mix, since the Atwood number does not change with f_D . Two models including additional kinetic physics, decoupling of the D and 3He ion temperatures (“2-Ti”), and species separation by ion diffusion [reduced ion kinetic (RIK)], capture the observed trends, and will be discussed below.

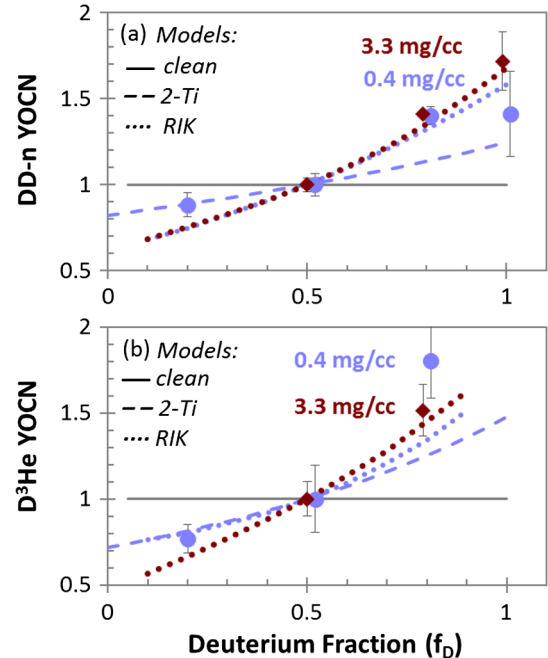


FIG. 2 (color online). Yields relative to clean 1D-HYADES simulations, for (a) DD neutrons and (b) D^3He protons. Each dataset has been normalized to its value at $f_D = 0.5$. Modeled trends incorporating kinetic physics, such as decoupled ion temperatures (“2-Ti”, dashed lines; low- ρ_0 only), and reduced ion kinetic models including ion diffusion (“RIK,” dotted lines) match the measurements better than clean simulations (solid lines).

The nuclear yields are given by

$$Y_{DD} = \int (n_D^2/2) \langle \sigma v \rangle_{DD} dV dt,$$

$$Y_{D^3\text{He}} = \int n_D n_{^3\text{He}} \langle \sigma v \rangle_{D^3\text{He}} dV dt. \quad (1)$$

Yields depend on the evolution of the Maxwellian-averaged fusion reactivities $\langle \sigma v \rangle_{DD, D^3\text{He}}$, which are strong functions of the ion temperature T_i . As shown in Fig. 3, the measured burn-averaged ion temperatures $\langle T_i \rangle$ also demonstrate anomalous behavior compared to the average-ion simulations. In the low-density implosions, the measured $\langle T_i \rangle$ are roughly constant with the deuterium fraction, whereas the “clean” simulations predict increasing temperature for reduced f_D [32].

This disagreement is a signature of thermal decoupling between the deuterium and helium-3. Shocks deliver different amounts of energy to the two ion species, depending on their charges and masses. Heating from collisional strong shocks scales with the ion mass ($T_i \propto m_i v_{\text{sh}}^2$, where v_{sh} is the shock velocity) whereas the energy delivered by electrostatic collisionless shocks scales with the ion charge ($T_i \propto Z_i \Delta \Phi_{\text{sh}}$, where Φ_{sh} is the electric potential). In either scenario, the ^3He ions receive more energy than the D, by a

factor of 1.5 or 2, respectively. This difference persists for the thermal equilibration time scale, shown in Table I as calculated using the measured plasma conditions at shock burn [33]. Comparing the interspecies equilibration time scales to the measured burn durations, it is likely that ion temperatures are unequilibrated during shock burn in the low-density implosions.

The shock properties ($v_{\text{sh}}, \Delta \Phi_{\text{sh}}$) and the shocked deuterium and ^3He temperatures are expected to be constant for a fixed ρ_0 . If the species do not equilibrate, the burn-averaged ion temperatures are, therefore, constant as well. This signature is observed in the low-density data in Fig. 3. In contrast, the hydrodynamic simulations require a single ion temperature, which scales with the average-ion mass $\langle m_i \rangle = (3 - f_D)m_p$. The observed $\langle T_i \rangle$ indicate that multi-ion kinetic physics is important for thermal evolution in the low- ρ_0 experiments.

To determine the effect of thermal decoupling on the yield, the low- ρ_0 simulations were postprocessed with an empirical model that was fit to the measured $\langle T_i \rangle$. The D and ^3He temperatures were defined in terms of the simulated ion temperature (T_1) and f_D as

$$T_{^3\text{He}} = T_D R_T = T_1 f_T \frac{R_T}{f_D + R_T(1 - f_D)}, \quad (2)$$

where the ratio of temperatures $R_T (\equiv T_{^3\text{He}}/T_D)$ and the scalar f_T are free parameters. This formulation conserves the thermal energy in the plasma up to the scalar f_T . The effective temperatures for fusion reactivity and spectral $\langle T_i \rangle$ measurements were defined as $T_{\text{eff},ij} = (m_i T_j + m_j T_i) / (m_i + m_j)$ [14], and $T_{\text{spect},ij} = (m_i T_i + m_j T_j) / (m_i + m_j)$ [15], respectively. The best fit of this model to 15 measured $\langle T_i \rangle$ from the low- ρ_0 experiments was $R_T = 1.3 \pm 0.1$, $f_T = 0.61 \pm 0.02$, and is shown in Fig. 3. This model improves agreement with the observed yield trends, as shown in Fig. 2. No reasonable fit to the high- ρ_0 $\langle T_i \rangle$ data could be found using this model, suggesting that thermal decoupling is not a dominant effect. This is not surprising given the much shorter equilibration times in Table I.

TABLE I. Thermal equilibration time scales ($\tau_{D/^3\text{He}}, \tau_{^3\text{He}/D}$) and thermalization time scales ($\tau_D, \tau_{^3\text{He}}$) in picoseconds for various ρ_0 and f_D [33]. Bolded values exceed the measured DD-burn duration τ_{burn} (full width at half maximum).

Density (mg/cc)	Ion-ion equilibration time					
	f_D	$\tau_{D/^3\text{He}}$	$\tau_{^3\text{He}/D}$	τ_D	$\tau_{^3\text{He}}$	τ_{burn}
0.4	0.2	240	930	2730	70	180
	0.5	330	320	980	90	180
	0.8	890	190	600	250	160
	1		140	440		160
3.3	0.5	120	130	380	40	180
	0.8	240	50	150	70	170
	1		40	120		170

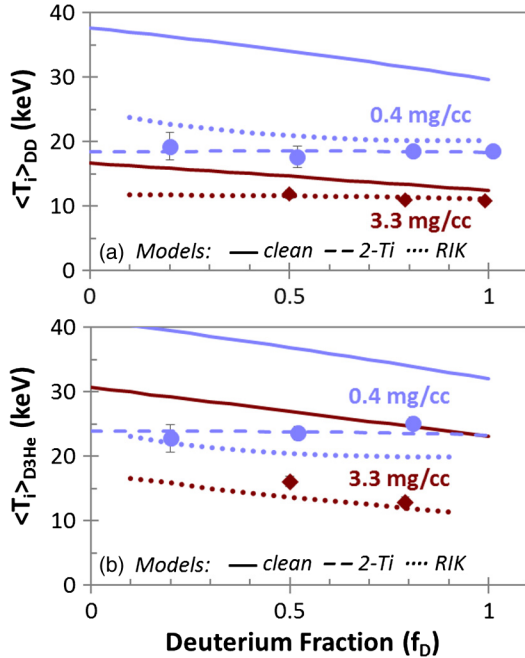


FIG. 3 (color online). Comparison of measured (points) and simulated (lines) burn-averaged ion temperatures $\langle T_i \rangle$ for the (a) DD- and (b) $D^3\text{He}$ -fusion reactions. The clean 1D simulations (solid lines) predict an increased $\langle T_i \rangle$ with decreased f_D , which is not observed in the low- ρ_0 data. A model of decoupled D and ^3He ion temperatures in 1D simulations (“2- T_i ,” dashed lines) reproduces the low- ρ_0 data. RIK simulations (dotted lines) model the absolute temperatures better than clean simulations.

Interestingly, the long ion-ion equilibration times at shock convergence imply that neither ion species is well described as a thermal distribution. Thermalization and collisional time scales are comparable, implying that decoupled plasmas are collisionless. As noted earlier, a collisionless shock delivers less energy to the D than to the ^3He . While this condition holds, long equilibration times must reduce the average deuteron energy compared to the thermal expectation. This directly reduces the average center-of-mass energy for D-D collisions, and, therefore, the inferred $\langle T_i \rangle$ and the yield. Fully kinetic simulations incorporating Monte Carlo fusion production are required to evaluate fully the effects of nonthermal ion distributions on the measured data.

Separation of the ion species by diffusion provides an additional explanation for the observed yield trends [9,11]. Although the ion species fraction during burn is not measured directly, quantities proportional to the ion densities can be inferred by inverting Eqs. (1). The yield, $\langle T_i \rangle$, burn duration, and radius containing 50% of the nuclear burn (r_{50}) are measured for both the DD and D ^3He reactions. Using these quantities, the burn-averaged density products can be calculated for ion species i, j as

$$\langle n_i n_j \rangle = \left(\frac{(1 + \delta_{ij})Y}{\langle \sigma v \rangle \langle T_i \rangle (4\pi r_{50}^3/3) \tau_{\text{burn}}} \right)_{ij}, \quad (3)$$

where quantities are measured for the i - j fusion reaction, and δ_{ij} is the Kronecker delta. The burn-averaged deuterium fraction is then defined as $\langle f_D \rangle = (1 + \langle n_D n_{^3\text{He}} \rangle / \langle n_D^2 \rangle)^{-1}$. This definition is not expected to be identical to the initial gas f_D , as the D ^3He and DD reactions are weighted differently in the implosion. However, it is proportional to the ion species fraction to first order, and can be compared directly to simulations, as shown in Fig. 4. The measured $\langle f_D \rangle$ are lower than the predicted values, implying that species separation significantly perturbs the ion distributions prior to bang time. Comparing the high- ρ_0 equimolar result to the simulated trend, the fuel deuterium fraction at bang time is reduced from $f_D = 0.5$ to 0.28 ± 0.10 .

Using a 1D-radiation hydrodynamic simulation incorporating a model of plasma ion kinetic transport and other reduced ion kinetic (RIK) models [34], the effect of species separation in these experiments was investigated. RIK parameters were calibrated to provide the best fit to five observables in comparable equimolar high- and low- ρ_0 implosions from a related experiment [20]. These high- and low-density models were applied while varying f_D to obtain the yield and temperature trends in Figs. 2 and 3. The RIK simulations captured the yield trend for the high-density experiments while also matching the measured $\langle T_i \rangle$. A radial profile of the ion species densities at bang time from the equimolar, high- ρ_0 RIK simulation is shown in Fig. 5. In this simulation, ion diffusion had reduced f_D in

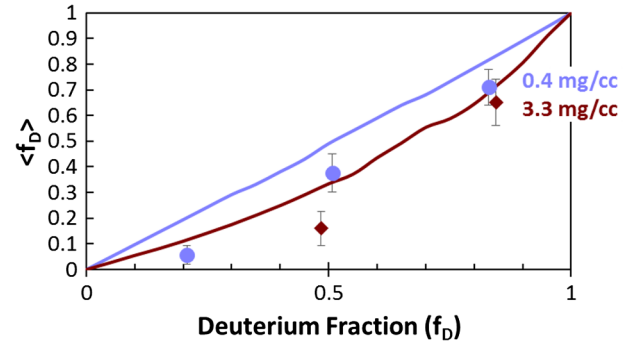


FIG. 4 (color online). “Burn-averaged deuterium fraction” $\langle f_D \rangle$ evaluated from the experiments for low-density (blue) and high-density (red) implosions, compared to 1D-clean simulations (lines). Simulated values for $\langle f_D \rangle$ differ slightly from the fuel f_D due to differences in the D ^3He and DD reactivity. Reduction of the deuterium in the core prior to burn is inferred for all implosions.

the core from 0.5 to 0.33 prior to shock bang, in agreement with the results in Fig. 4. The deuterium was redistributed to the outer regions of the fuel, where it fuses less efficiently due to lower temperatures and admixture with shell material.

The RIK models include flux-limited ion thermal conduction, and account for Knudsen-layer reactivity reduction [35]. Because of these effects, the model closely matches the observed temperatures and yields. However, the RIK simulations do not capture the observed $\langle T_i \rangle$ trends for the low- ρ_0 data. This is not surprising, as the models do not include separate ion thermal distributions. More fundamentally, the RIK models are kinetic perturbations on bulk hydrodynamic evolution, which may not extend to describe the fully kinetic behavior implied by thermal decoupling.

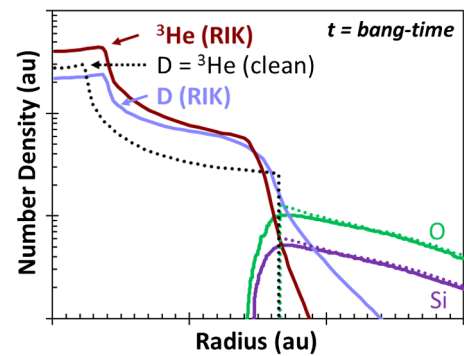


FIG. 5 (color online). Density profiles near bang time for an equimolar D ^3He implosion with $\rho_0 = 3.3 \text{ mg/cc}$, comparing 1D-average-ion clean simulations (dotted lines) with simulations including reduced ion kinetic models of ion diffusion, ion thermal conduction, and tail-ion loss (solid lines). The deuterium (blue) diffuses to larger radii and ^3He (red) is concentrated in the core, such that at peak burn $f_D = 0.33$. The RIK simulations reproduce the observed yields.

This discrepancy supports ion thermal decoupling as a dominant physical effect in the low-density regime.

In summary, a series of D³He-gas-filled shock-driven implosions have demonstrated anomalously low yields and burn-averaged ion temperatures as the deuterium fraction is reduced. Kinetic processes associated with multiple ion species are proposed to explain these anomalies. Ion-ion thermalization times in excess of the burn duration suggest that the preferential heating of ³He ions by the shock subsists through the burn, producing the observed “flat” trends in the low-density $\langle T_i \rangle$. A postprocessed 1D-radiation hydrodynamic simulation allowing for different D and ³He temperatures recaptures the observed $\langle T_i \rangle$ and yield trends. The burn-averaged deuterium fraction inferred from measurements was lower than expected in all experiments: the first direct evidence of species separation in ICF implosions. Simulations including ion diffusion demonstrate significant reduction of the core deuterium fraction prior to bang time and produce a yield trend similar to observations. The experimental results suggest that ion kinetic effects play an important role in the low-density, strongly shocked plasma of the incipient hot spot in ICF ignition implosions. These effects may impact the hot spot adiabat, and species separation seeded prior to shock bang may persist until peak compression and burn. Fully kinetic simulations will be required to simultaneously capture the impact of nonthermalized ions and species separation, to better understand how these effects impact ICF ignition designs.

The authors thank R. Frankel and E. Doeg for contributing to the processing of CR-39 data used in this work, as well as the OMEGA operations crew for their help in executing these experiments. This work is supported in part by United States Department of Energy National Nuclear Security Administration (Grant No. DE-NA0001857), Fusion Science Center (Grant No. 415023-G), National Laser Users Facility Program (Grant No. DE-NA0002035), Laboratory for Laser Energetics (Grant No. 415935-G), and Lawrence Livermore National Laboratory (Grant No. B600100).

*hgr@mit.edu

- [1] J. Nuckolls, L. Wood, A. Thiessen, and G. Zimmerman, *Nature (London)* **239**, 139 (1972).
- [2] J. Lindl, *Phys. Plasmas* **2**, 3933 (1995).
- [3] S. W. Haan *et al.*, *Phys. Plasmas* **18**, 051001 (2011).
- [4] W. H. Goldstein, Lawrence Livermore National Laboratory Report No. LLNL-TR-570412, 2012.
- [5] J. R. Rygg *et al.*, *Phys. Plasmas* **13**, 052702 (2006).
- [6] D. T. Casey *et al.*, *Phys. Rev. Lett.* **108**, 075002 (2012).

- [7] H. W. Herrmann *et al.*, *Phys. Plasmas* **16**, 056312 (2009).
- [8] D. C. Wilson *et al.*, *J. Phys. Conf. Ser.* **112**, 022015 (2008).
- [9] P. Amendt, O. L. Landen, H. F. Robey, C. K. Li, and R. D. Petrasso, *Phys. Rev. Lett.* **105**, 115005 (2010).
- [10] P. Amendt, S. C. Wilks, C. Bellei, C. K. Li, and R. D. Petrasso, *Phys. Plasmas* **18**, 056308 (2011).
- [11] G. Kagan and X.-Z. Tang, *Phys. Plasmas* **19**, 082709 (2012).
- [12] G. Kagan and X.-Z. Tang, *Phys. Lett. A* **378**, 1531 (2014).
- [13] P. Amendt, C. Bellei, S. Wilks, C. K. Li, R. D. Petrasso, and H. G. Rinderknecht (unpublished).
- [14] C. Bellei, H. Rinderknecht, A. Zylstra, M. Rosenberg, H. Sio, C. K. Li, R. Petrasso, S. C. Wilks, and P. A. Amendt, *Phys. Plasmas* **21**, 056310 (2014).
- [15] A. Inglebert, B. Canaud, and O. Larroche, *Europhys. Lett.* **107**, 65003 (2014).
- [16] T. R. Boehly *et al.*, *Opt. Commun.* **133**, 495 (1997).
- [17] Glass density is 2.15 g/cm³.
- [18] C. Bayer, M. Bernard, D. Billon, M. Decroisette, D. Galmiche, D. Juraszek, J. Launspach, D. Meynial, and B. Sitt, *Nucl. Fusion* **24**, 573 (1984).
- [19] H. G. Rinderknecht *et al.*, *Phys. Rev. Lett.* **112**, 135001 (2014).
- [20] M. J. Rosenberg *et al.*, *Phys. Rev. Lett.* **112**, 185001 (2014).
- [21] V. Y. Glebov, C. Stoeckl, T. C. Sangster, S. Roberts, G. J. Schmid, R. A. Lerche, and M. J. Moran, *Rev. Sci. Instrum.* **75**, 3559 (2004).
- [22] F. H. Séguin *et al.*, *Rev. Sci. Instrum.* **74**, 975 (2003).
- [23] H. Brysk, *Plasma Phys.* **15**, 611 (1973).
- [24] L. Ballabio, J. Källne, and G. Gorini, *Nucl. Fusion* **38**, 1723 (1998).
- [25] F. H. Séguin *et al.*, *Phys. Plasmas* **13**, 082704 (2006).
- [26] J. T. Larsen and S. M. Lane, *J. Quant. Spectrosc. Radiat. Transfer* **51**, 179 (1994).
- [27] W. Seka, H. A. Baldis, J. Fuchs, S. P. Regan, D. D. Meyerhofer, C. Stoeckl, B. Yaakobi, R. S. Craxton, and R. W. Short, *Phys. Rev. Lett.* **89**, 175002 (2002).
- [28] R. A. Lerche, D. W. Phillion, and G. L. Tietbohl, *Rev. Sci. Instrum.* **66**, 933 (1995).
- [29] J. A. Frenje *et al.*, *Phys. Plasmas* **11**, 2798 (2004).
- [30] D. K. Bradley, P. M. Bell, O. L. Landen, J. D. Kilkenny, and J. Oertel, *Rev. Sci. Instrum.* **66**, 716 (1995).
- [31] Experiments with $\rho_0 = 1.5$ mg/cc and a 1 ns, 23 TW laser pulse showed a flattening of YOON in the limit $f_D = 0.07$, rather than a continuous decay.
- [32] The disagreement in the absolute value of yields and $\langle T_i \rangle$ between measurements and 1D simulations is comparable to that observed in Ref. [20].
- [33] J. D. Huba, *NRL Plasma Formulary* (Naval Research Laboratory, Washington, DC, 2006).
- [34] N. M. Hoffman *et al.* (to be published).
- [35] K. Molvig, N. M. Hoffman, B. J. Albright, E. M. Nelson, and R. B. Webster, *Phys. Rev. Lett.* **109**, 095001 (2012).