



Cornell University
ILR School

Cornell University ILR School
DigitalCommons@ILR

Federal Publications

Key Workplace Documents

2014

Working Mothers in the U.S. (Infographic)

Women's Bureau

Follow this and additional works at: https://digitalcommons.ilr.cornell.edu/key_workplace

Thank you for downloading an article from DigitalCommons@ILR.

Support this valuable resource today!

This Article is brought to you for free and open access by the Key Workplace Documents at DigitalCommons@ILR. It has been accepted for inclusion in Federal Publications by an authorized administrator of DigitalCommons@ILR. For more information, please contact catherwood-dig@cornell.edu.

If you have a disability and are having trouble accessing information on this website or need materials in an alternate format, contact web-accessibility@cornell.edu for assistance.

Working Mothers in the U.S. (Infographic)

Keywords

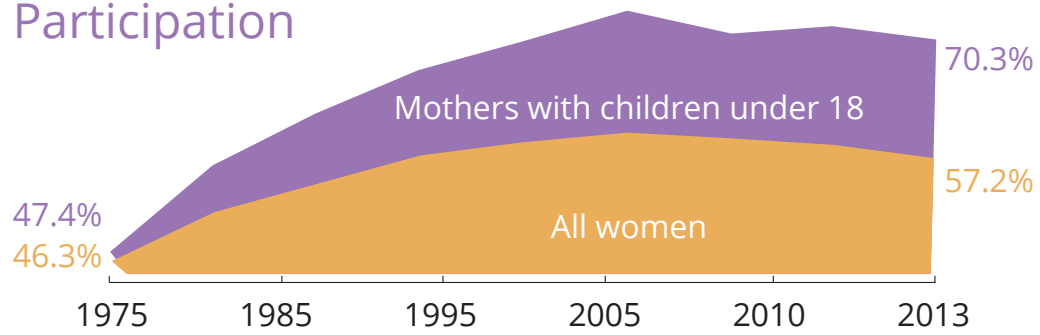
women, motherhood, employment, leave

Comments

Suggested Citation

U.S. Department of Labor, Women's Bureau. (2014). *Working mothers in the U.S.* (infographic). Washington, D.C.: Author.

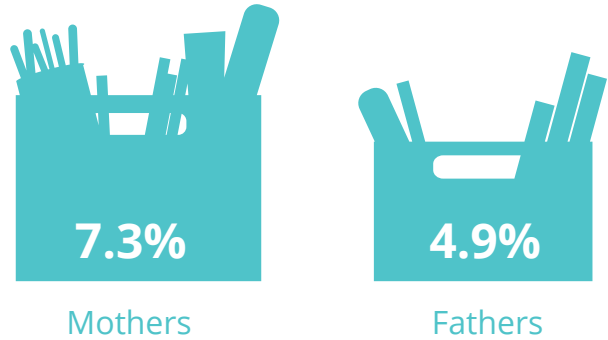
Labor Force Participation



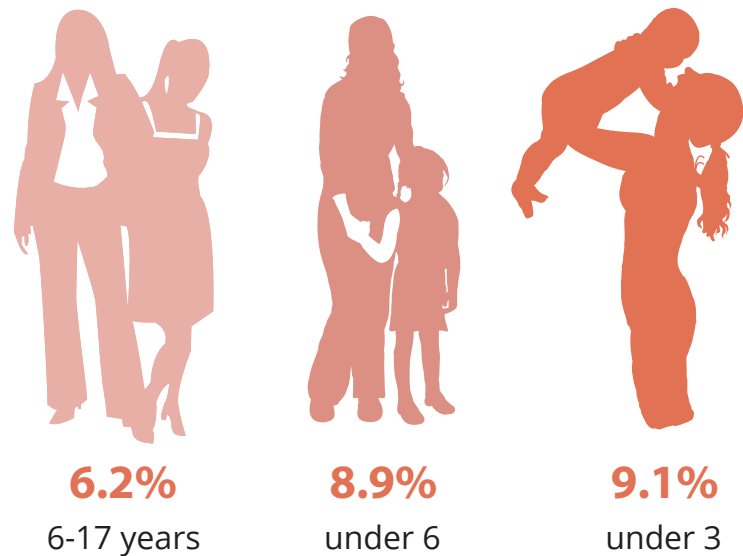
*** Participation rates for All women are 1975-2013 annual averages; participation rates for Mothers with children under 18 are for March 1975-2013

Unmarried mothers – 74.2%
Married mothers – 67.8%

2013 Unemployment Rates



Unmarried mothers – 12%
Married mothers – 4.8%

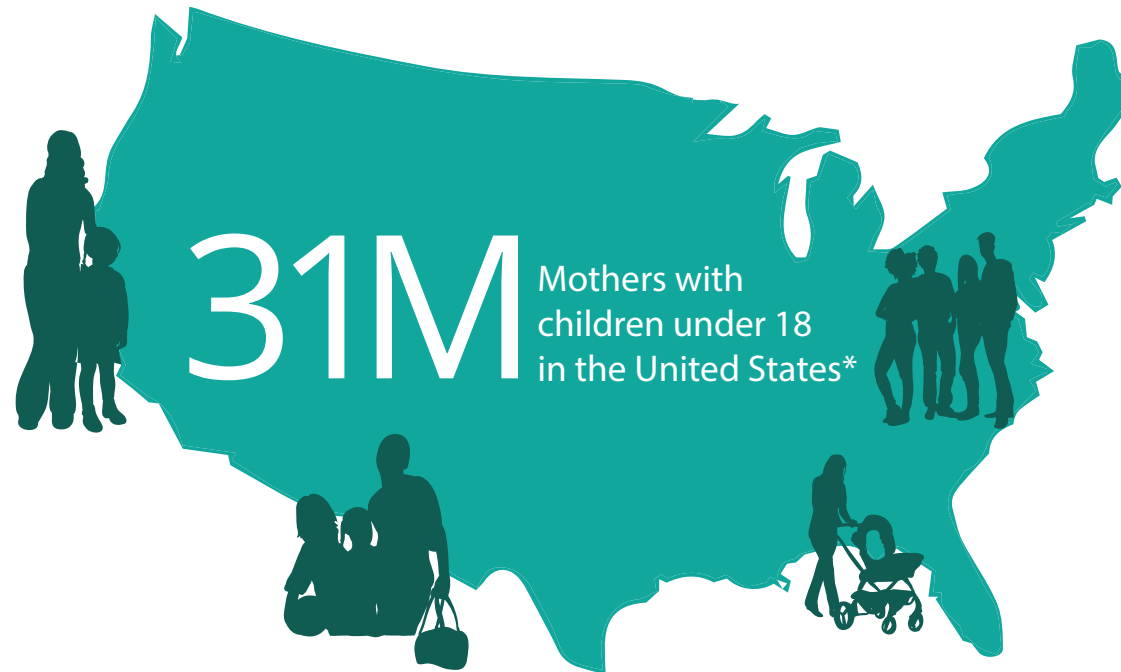


Unemployment rate of mothers by age of youngest child

¹All data are for mothers of children under 18, unless otherwise noted.

²Unmarried mothers include mothers who have never been married, divorced, widowed, separated, or are married but with spouse not present.

Working Mothers in the U.S.



* Estimate from the 2012 American Community Survey (ACS), U.S. Census Bureau



Mothers are the sole or primary breadwinner for a record 40% of households today compared with 11% of families in 1960.




** Based on households with children under 18. Includes married mothers who have higher income than their husbands and unmarried mothers who are the head of household.

** Pew Research Center analysis of the Decennial Census and 2011 American Community Surveys (ACS) Integrated Public Use Microdata Sample (IPUMS) files.

³All data are 2013 annual averages, unless otherwise noted

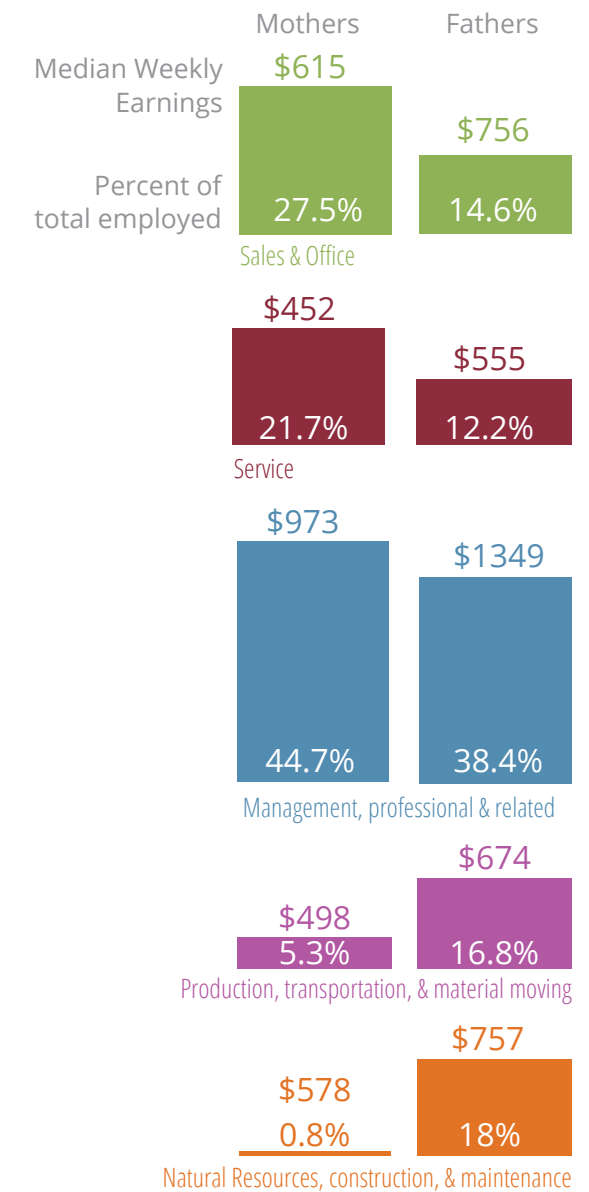
⁴All data are from the Bureau of Labor Statistics, Current Population Survey, unless otherwise noted

Earnings



For every \$1 made by a father with children under 18, mothers earn 74.7 cents. The gap for all women is 82.1 cents compared to all men.

Occupations



Unmarried mothers have lower median earnings (\$575) compared to married mothers (\$768), and to women as a whole (\$706).