

University of Nebraska - Lincoln
DigitalCommons@University of Nebraska - Lincoln

Evgeny Tsymbal Publications

Research Papers in Physics and Astronomy

6-18-2014

Long-range electronic reconstruction to a dxz, yz -dominated Fermi surface below the $\text{LaAlO}_3/\text{SrTiO}_3$ interface

Alexander Paul Petrović

Nanyang Technological University, Singapore, appetrovic@ntu.edu.sg

A. Pare

Nanyang Technological University, Singapore

Tula R. Paudel

University of Nebraska-Lincoln, tula.paudel@gmail.com

K. Lee

Nanyang Technological University, Singapore

S. Holmes

Toshiba Research Europe Ltd., Cambridge Research Laboratory, Cambridge, United Kingdom

See next page for additional authors

Follow this and additional works at: <http://digitalcommons.unl.edu/physicstsymbol>

 Part of the [Condensed Matter Physics Commons](#)

Petrović, Alexander Paul; Pare, A.; Paudel, Tula R.; Lee, K.; Holmes, S.; Barnes, Crispin H.W.; David, A.; Wu, T.; Tsymbal, Evgeny Y.; and Panagopoulos, C., "Long-range electronic reconstruction to a dxz, yz -dominated Fermi surface below the $\text{LaAlO}_3/\text{SrTiO}_3$ interface" (2014). *Evgeny Tsymbal Publications*. 60.
<http://digitalcommons.unl.edu/physicstsymbol/60>

This Article is brought to you for free and open access by the Research Papers in Physics and Astronomy at DigitalCommons@University of Nebraska - Lincoln. It has been accepted for inclusion in Evgeny Tsymbal Publications by an authorized administrator of DigitalCommons@University of Nebraska - Lincoln.

Authors

Alexander Paul Petrović, A. Pare, Tula R. Paudel, K. Lee, S. Holmes, Crispin H.W. Barnes, A. David, T. Wu, Evgeny Y. Tsymbal, and C. Panagopoulos



OPEN

SUBJECT AREAS:

ELECTRONIC PROPERTIES
AND MATERIALSSURFACES, INTERFACES AND
THIN FILMS

Received

11 February 2014

Accepted

27 May 2014

Published

18 June 2014

Correspondence and requests for materials should be addressed to A.P.P. (appetrovic@ntu.edu.sg) or C.P. (christos@ntu.edu.sg)

Long-range electronic reconstruction to a $d_{xz,yz}$ -dominated Fermi surface below the $\text{LaAlO}_3/\text{SrTiO}_3$ interface

A. P. Petrović¹, A. Paré¹, T. R. Paudel², K. Lee^{1,3}, S. Holmes⁴, C. H. W. Barnes³, A. David¹, T. Wu¹, E. Y. Tsymbal² & C. Panagopoulos^{1,3}

¹School of Physical and Mathematical Sciences, Division of Physics and Applied Physics, Nanyang Technological University, 637371 Singapore, ²Department of Physics and Astronomy, Nebraska Center for Materials and Nanoscience, University of Nebraska Lincoln, Nebraska 68588-0299, USA, ³Cavendish Laboratory, University of Cambridge, Cambridge CB3 0HE, United Kingdom, ⁴Toshiba Research Europe Ltd., Cambridge Research Laboratory, 208 Cambridge Science Park, Milton Road, Cambridge CB4 0GZ, United Kingdom.

Low dimensionality, broken symmetry and easily-modulated carrier concentrations provoke novel electronic phase emergence at oxide interfaces. However, the spatial extent of such reconstructions - i.e. the interfacial “depth” - remains unclear. Examining $\text{LaAlO}_3/\text{SrTiO}_3$ heterostructures at previously unexplored carrier densities $n_{2D} \geq 6.9 \times 10^{14} \text{ cm}^{-2}$, we observe a Shubnikov-de Haas effect for small in-plane fields, characteristic of an anisotropic 3D Fermi surface with preferential $d_{xz,yz}$ orbital occupancy extending over at least 100 nm perpendicular to the interface. Quantum oscillations from the 3D Fermi surface of bulk doped SrTiO_3 emerge simultaneously at higher n_{2D} . We distinguish three areas in doped perovskite heterostructures: narrow ($<20 \text{ nm}$) 2D interfaces housing superconductivity and/or other emergent phases, electronically isotropic regions far ($>120 \text{ nm}$) from the interface and new intermediate zones where interfacial proximity renormalises the electronic structure relative to the bulk.

Ever since the discovery of a conducting channel in $\text{LaAlO}_3/\text{SrTiO}_3$ ¹ and the subsequent observations of magnetism² and superconductivity³, the vast majority of oxide interface research has focussed on synthesising intrinsically-doped heterostructures featuring narrow conducting channels ($\lesssim 20 \text{ nm}$) with two-dimensional carrier densities n_{2D} in the 10^{12} – 10^{14} cm^{-2} range^{4–9}. At such interfaces, it has been shown^{4,10–14} that symmetry-lowering and quantum confinement lift the Ti t_{2g} degeneracy, so that the d_{xy} orbital lies at lower energy than the $d_{xz,yz}$ orbitals. X-ray absorption spectroscopy⁴ reveals a band splitting of $\sim 50 \text{ meV}$ for $n_{2D} \sim 10^{13} \text{ cm}^{-2}$ and theoretical approaches indicate that this increases with n_{2D} , reaching $\sim 0.25 \text{ eV}$ at $3 \times 10^{14} \text{ cm}^{-2}$ ¹². Regardless of the total n_{2D} , the splitting should gradually vanish below the interface, until the electronic structure resembles that of bulk SrTiO_3 with degenerate $d_{xy,xz,yz}$ orbitals creating a Fermi surface at the centre of the Brillouin zone¹⁵. The lengthscale over which this degeneracy is regained - i.e. the total distance over which the interface induces electronic reconstruction - remains unknown, despite being a vital prerequisite for building layered 3D oxide devices.

Probing this lengthscale requires the synthesis of $\text{LaAlO}_3/\text{SrTiO}_3$ heterostructures with significantly more carriers (and correspondingly deeper conducting channels) than the norm. Previously, high n_{2D} heterostructures have only been grown in reducing environments^{16,17}, creating bulk-like conducting layers hundreds of microns thick ($n_{2D} \geq 10^{16} \text{ cm}^{-2}$) in which the broken symmetry of the interface plays no role. However, interfaces with $5 \times 10^{14} \lesssim n_{2D} \lesssim 5 \times 10^{15} \text{ cm}^{-2}$ have until now remained unexplored: at these intermediate n_{2D} , electrons “spill over” from the interface and begin to occupy states lying deeper within the SrTiO_3 . The principal focus of our work is therefore to track the evolution of the electronic structure and its crossover from 2D interfacial to 3D bulk-like behaviour within this range of carrier densities. For $n_{2D} \geq 6.9 \times 10^{14} \text{ cm}^{-2}$, we report the first instance of Shubnikov-de Haas (SdH) oscillations from an ultra-high mobility electron gas ($\mu_H \sim 10^4 \text{ cm}^2 \text{ V}^{-1} \text{ s}^{-1}$) for small magnetic fields parallel to the interface. The absence of such oscillations from the low-field perpendicular magnetoresistance indicates that these carriers originate from an anisotropic 3D Fermi surface (FS); our first-principles calculations of the sub-interfacial electronic structure reveal dominant $d_{xz,yz}$ orbital occupancy, which is consistent with our experimental data. Superconductivity remains confined within 20 nm of the interface, while the 3D FS characteristic of bulk doped SrTiO_3 gradually emerges with increasing n_{2D} . Together, our results



imply the existence of a region below the interface whose electronic structure differs from that of the bulk, with a minimum thickness of 100 nm imposed by the cyclotron radius. This discovery has important implications for oxide devices seeking to functionalise interfacial electronic reconstructions.

Results

During sample growth, three mechanisms exist for carrier-doping the LaAlO₃/SrTiO₃ interface: (a) intrinsic self-doping via the polar catastrophe¹⁸ (leading to a maximum $n_{2D} = 3.3 \times 10^{14} \text{ cm}^{-2}$), (b) oxygen vacancy doping¹⁹ (contributing $2e^-$ per O²⁻ vacancy) and (c) cation intermixing⁹ (an unbalanced switching of La³⁺ for Sr²⁺ and Al³⁺ for Ti⁴⁺). Since our principal aim is to explore the evolution of the electronic structure for $n_{2D} > 5 \times 10^{14} \text{ cm}^{-2}$ (far beyond the upper limit imposed by the polar catastrophe) and cation intermixing is difficult to control in a pulsed laser deposition (PLD) chamber, we use O²⁻ vacancy doping to achieve the high n_{2D} values necessary for this project. To this end, we synthesise LaAlO₃/SrTiO₃ heterostructures at an intermediate O₂ pressure (10^{-3} mbar), without any post-annealing procedure (further growth and characterisation details may be found in the Methods and Supplementary Material). The lack of annealing guarantees a high O²⁻ vacancy concentration and hence a large n_{2D} , while the intermediate growth pressure ensures that these vacancies do not penetrate far into the SrTiO₃ substrate. Low pressure growth (10^{-6} mbar) without annealing^{16,17} has previously been shown to result in macroscopic substrate conduction, with $n_{2D} \geq 5 \times 10^{15} \text{ cm}^{-2}$; in contrast, our method of synthesis consistently yields heterostructures with as-grown Hall carrier densities in the 10^{14} – 10^{15} cm^{-2} range, which we will refer to as “series B”. For comparative purposes, we have also annealed certain heterostructures (“series A”) at high O₂ pressures, yielding $n_{2D} \sim 10^{13} \text{ cm}^{-2}$. A-type interfaces are comparable to the majority of those previously studied in the literature^{3,5,6}, in which carrier injection is dominated by the polar catastrophe. Both series exhibit co-existent superconductivity (SC) and ferromagnetism (FM), a comprehensive analysis of which may be found in ref. 20. For quantitative continuity in the present work, we focus on two specific samples A and B, with as-grown $n_{2D} = 2.3 \times 10^{13} \text{ cm}^{-2}$, $6.9 \times 10^{14} \text{ cm}^{-2}$ at $T = 0.1 \text{ K}$ and SC channel thicknesses $d = 18 \pm 1 \text{ nm}$, $9 \pm 1 \text{ nm}$ respectively. Sample B has a back gate beneath the SrTiO₃: n_{2D} increases to $2.4 \times 10^{15} \text{ cm}^{-2}$ ($d = 19 \pm 2 \text{ nm}$) at gate voltage $V_g = 350 \text{ V}$. The heterostructure withstands $V_g = 500 \text{ V}$ with no discernible leakage current and the substrate capacitance $\sim 1 \text{ nF}$ is comparable to values measured in annealed LaAlO₃/SrTiO₃ heterostructures with lower n_{2D} ^{5,6} (see Supplementary section 1). Such conditions can only be achieved if the bulk of the SrTiO₃ substrate is insulating: this confirms that O²⁻ vacancies have not penetrated deep into the SrTiO₃ and are restricted to the neighbourhood of the interface.

We probe the electronic structure and FS geometry using SdH oscillations in the magnetoresistance (MR) $R_{xx}(H)$ (Fig. 1a). Two magnetic field orientations are principally considered: $H \perp (001)$ (H_{\perp}) and $H // [110]$ ($H_{//}$), where the [100] directions correspond to the crystallographic axes of the SrTiO₃ substrate and [001] points out-of-plane. Sample A does not display any SdH effect for either orientation. In contrast, sample B exhibits strong oscillations for $H_{//}$ as low as 2.5 T, with faint oscillations also emerging for $H_{\perp} > 6 \text{ T}$. However, data acquired with an in-plane field $H // [010]$ do not show any oscillations up to 4 T. Symmetry dictates that the plane of a 2D FS in LaAlO₃/SrTiO₃ must lie parallel to the interface; any such FS will therefore lack states with out-of-plane momenta and cannot exhibit any SdH effect for in-plane fields. It is therefore immediately clear that the oscillations which we observe with $H // [110]$ must originate from an anisotropic 3D FS.

For $H // [110]$, the SdH oscillations in sample B are sufficiently pronounced for us to extract the effective mass m^* and the Dingle temperature T_D (a measure of the scattering) from their temperature-

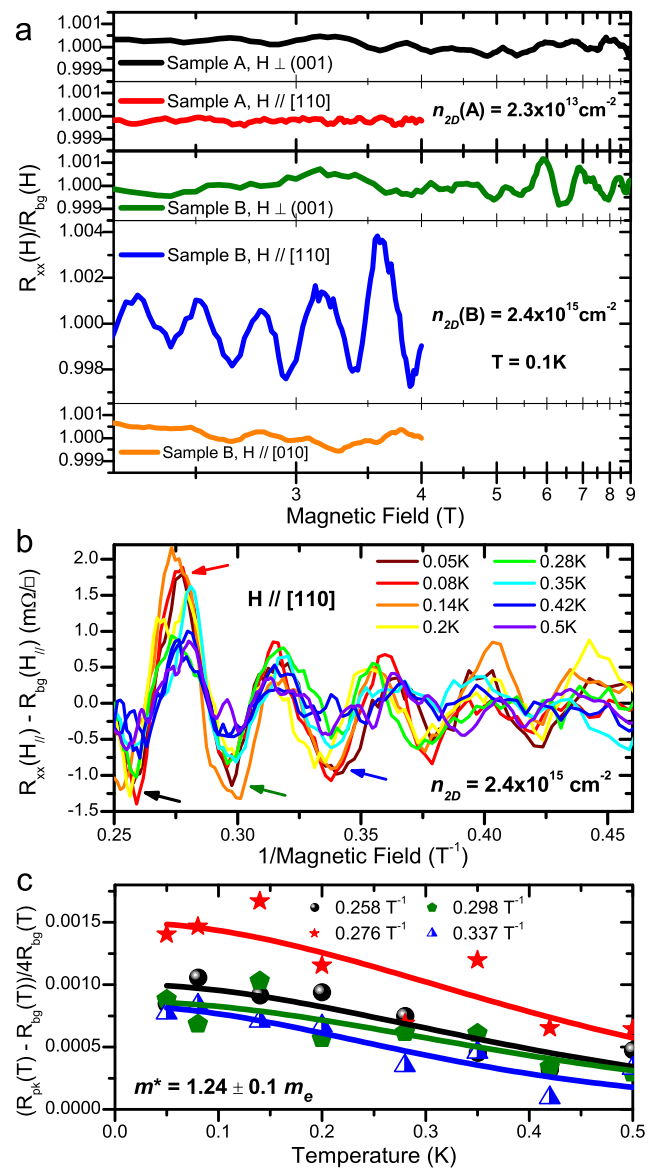


Figure 1 | Shubnikov-de Haas oscillations and effective mass of the high mobility electron gas below the interface. (a), Oscillatory components of the MR $R_{xx}(H_{\perp, //})/R_{bg}$ in samples A and B. The background R_{bg} was determined using a polynomial fit to the raw $R_{xx}(H)$ data for $1.5 \text{ T} < H_{\perp} < 9 \text{ T}$ and $2 \text{ T} < H_{//} < 4 \text{ T}$. Data for sample B were acquired at $n_{2D} = 2.4 \times 10^{15} \text{ cm}^{-2}$, i.e. $V_g = 350 \text{ V}$. The vertical scale for these graphs is identical. (b), Temperature variation of the in-plane SdH oscillation amplitude in sample B ($V_g = 350 \text{ V}$). (c), Amplitude suppression with increasing temperature for four in-plane SdH MR oscillation peaks/troughs $R_{pk}(T)$ (indicated by arrows in (b)). Symbols represent oscillation amplitude data-points, while the four colour-coordinated lines are least-squares fits using equation 1 to calculate m^* . Due to the low resistance of sample B ($\sim 1 \Omega$), the SdH effect for $H \perp (001)$ creates voltage fluctuations of $\sim 1 \text{ nV}$, which is the noise threshold in our measurements. Consequently, oscillations were only visible below $T = 0.1 \text{ K}$ and m^* could not be determined for these carriers.

dependent amplitude (Fig. 1b). The magnitude of the oscillatory resistance is given by:

$$\frac{(R_{xx}(H, T) - R_{bg}(H, T))}{4R_{bg}} = \exp\left(-\frac{2\pi^2 m^* k_B T_D}{ehH}\right) \frac{2\pi^2 m^* k_B T}{ehH} / \sinh\left(\frac{2\pi^2 m^* k_B T}{ehH}\right) \quad (1)$$

where R_{bg} is the background resistance. Fitting this equation to the oscillation amplitude (Fig. 1c) yields $m^* = 1.24 \pm 0.1 m_e$ and $T_D =$



1.4 ± 0.4 K. m^* is similar to values previously reported for the LaAlO₃/SrTiO₃ 2DEG^{7,8}, although our T_D is lower which implies a higher carrier mobility in our heterostructures. To estimate this mobility, we initially calculate the Hall mobility $\mu_H = 1/n_{2D}eR_{xx}$ where $R_{xx}(V_g = 0) = 0.28 \Omega/\square$ and we assume single-band transport. This yields an exceptionally high Hall mobility $\mu_H = 32000 \text{ cm}^2\text{V}^{-1}\text{s}^{-1}$, setting a new record for pure LaAlO₃/SrTiO₃ and rivalling the best epitaxial SrTiO₃ films²¹.

In order to justify such a high mobility, we evaluate the Drude scattering time $\tau_{dr} \equiv m^*\mu_H/e = 23$ ps, which is more than an order of magnitude greater than the Dingle scattering time $\tau_D \equiv \hbar/2\pi k_B T_D = 0.87$ ps. An alternative estimate of the scattering time in sample B may be extracted from the field at which a SdH effect first appears, using the quantum oscillation emergence condition $\omega_c \tau_{SDH} \sim 1$ (where $\omega_c \equiv Be/m^*$ is the cyclotron frequency and B the magnetic field strength). For $H//[110]$, oscillations are visible above 2.5 T: this corresponds to $\tau_{SDH} = 2.8$ ps, which is also shorter than τ_{dr} suggested by our high μ_H . It is likely that four factors contribute to this disparity: firstly, all scattering events suppress quantum oscillations and contribute to τ_D , while only back-scattering influences τ_{dr} and the Drude conductivity. Similar variance between τ_D and τ_{dr} can be seen in other LaAlO₃/SrTiO₃ heterostructures⁷. Secondly, the finite thickness of the conducting channel in our heterostructures may postpone the emergence of any SdH effect, until the applied field is sufficiently large for the diameter of the cyclotron orbits to fall below this thickness. Thirdly, superconducting fluctuations at fields below ~ 2.5 T effectively “short-circuit” our heterostructures, reducing our ability to probe transport from carriers deeper below the interface. Finally, our single-band estimate for μ_H is an over-simplification, since multiband transport is expected for carrier densities above the Lifshitz transition in LaAlO₃/SrTiO₃^{12,22}. A three-band approximation to the field-dependent Hall coefficient (see Supplementary section 2) suggests a minority contribution from a high-mobility band with $\mu_H \approx 8000 \text{ cm}^2\text{V}^{-1}\text{s}^{-1}$. The total number of conduction bands in our heterostructures and their field-dependent mobilities remain unknown, so we cannot obtain a more precise value for the mobility of these quantum-oscillating carriers. However, it is clear that our SdH effect, resistivity and Hall data all indicate the presence of a high-mobility band with an anisotropic FS and $\mu_H \sim 10^4 \text{ cm}^2\text{V}^{-1}\text{s}^{-1}$.

The fact that our measured T_D is lower than those reported for the LaAlO₃/SrTiO₃ 2DEG^{7,8} also suggests that the band whose FS generates the in-plane oscillations lies within an extremely clean region of our heterostructures, far from the cation defects and magnetic scattering expected at oxygen-deficient PLD-grown LaAlO₃/SrTiO₃ interfaces. To determine the location of these high-mobility carriers more precisely, we examine the evolution of the SdH oscillation frequencies with field-effect doping, obtained from the peaks in fast Fourier transforms (FFTs) of $R_{xx}(H_{//,\perp})$ (Fig. 2a,b). The Onsager relation links the peak frequency F with the extremal area S of the FS normal to the applied field via $F = \frac{S\hbar}{2\pi e}$: since the size of the FS should be proportional to the carrier density, it is useful to compare $F(V_g)$ with our experimentally-determined total n_{2D} as well as the superconducting critical temperature T_c (which varies strongly with the local three-dimensional carrier density n_{3D} ^{23,24}). Once the interfacial carrier density exceeds $n_{3D} \sim 10^{20} \text{ cm}^{-3}$, we expect a gradual suppression of SC leading to a dome in $T_c(V_g)$ ^{5,6}; this is indeed observed (Fig. 2c). However, the in-plane oscillation frequency $F_{//}$ is independent of V_g , implying that the FS area $S \perp [110]$ responsible for these oscillations remains roughly constant upon field-effect doping. Furthermore, $F_{//}(V_g)$ displays no correlation with $T_c(V_g)$ or $n_{2D}(V_g)$: the FS (and hence the density of states) of the SC band(s) is being influenced by field-effect doping, but the FS of the high-mobility band is not. Field-effect doping should have a similar effect on all occupied bands within the same spatial region.

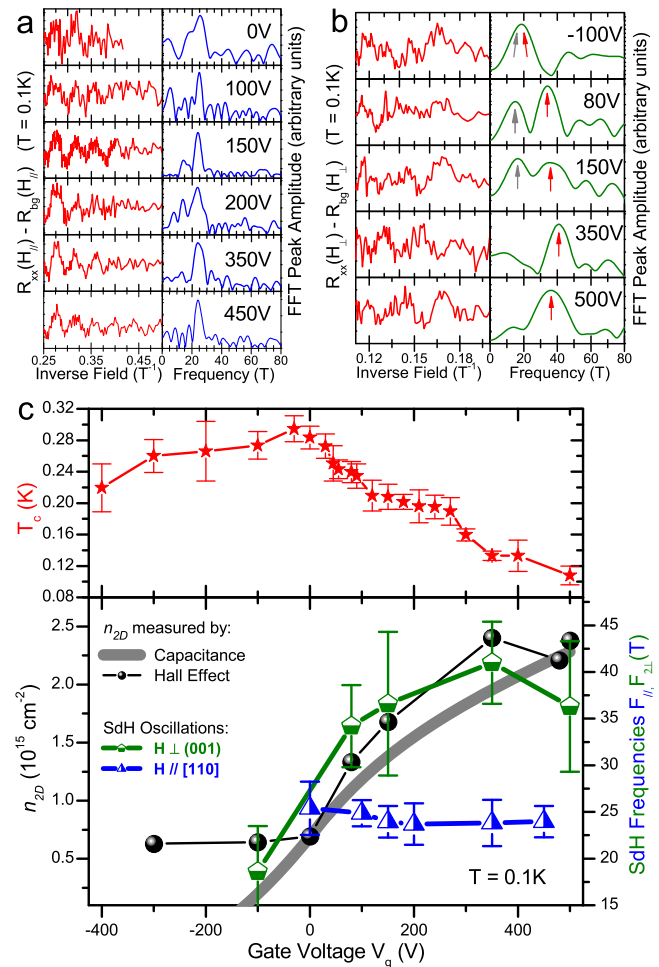


Figure 2 | Evolution of the Shubnikov-de Haas oscillations and carrier density with increasing gate voltage. (a), Variation of the oscillating component of $R_{xx}(H_{//})$ for sample B (left panel) at $V_g \geq 0$, with FFTs of the raw data (right panel). For $V_g < 0$ the noise level rises and it is not possible to identify oscillations: this is a well-known phenomenon and has been attributed to emergent inhomogeneity⁶. (b), Oscillating components of $R_{xx}(H_{\perp})$ for $V_g \geq -100$ V in sample B (left panel) with associated FFTs (right panel). The two peaks in the FFTs are indicated by grey and red arrows; for $V_g = -100$ V, the peaks merge. (c), V_g dependence of various properties of sample B, including T_c (above), SdH frequencies $F_{//,\perp}$ and n_{2D} (below). T_c is measured from $R_{xx}(T)$ data (see Supplementary Fig. S2) and the errors in $F_{//,\perp}$ correspond to the FFT peak widths at 80% of their maximum height (from (a),(b)). $n_{2D}(V_g)$ obtained from the Hall coefficient follows the values expected from the sample capacitance $C(V_g)$ (see Supplementary Figs. S1b,S3b for raw capacitance and Hall data). We attribute the fall in n_{2D} above $V_g = 350$ V to charge-trapping deep within the SrTiO₃. $T_c(V_g)$ forms a dome: since $d = 19$ nm at $V_g = 350$ V and SrTiO₃ is SC for $5.5 \times 10^{17} \text{ cm}^{-3} \leq n_{3D} \leq 5 \times 10^{20} \text{ cm}^{-3}$ ^{23,24}, we estimate a maximum conducting channel thickness $W \sim 20 \mu\text{m}$ due to the combination of carrier injection and electron gas decompression⁶. In practice, we anticipate $W \lesssim 1 \mu\text{m}$ due to the extremely high n_{2D} at the interface which will locally suppress SC: even at $V_g = 350$ V, every carrier in sample B could be accommodated in merely 3 nm of SrTiO₃ doped at $0.5e^-/\text{unit cell}$.

Therefore, the only possible explanation for this decoupling between $T_c(V_g)$ and $F_{//}(V_g)$ is that the SdH-oscillating electron gas must be spatially separated from superconductivity, i.e. the high-mobility carriers lie below the SC channel.

The gate evolution of $R_{xx}(H_{\perp})$ is very different from $R_{xx}(H_{//})$, with two V_g -dependent peaks appearing in the FFTs (Fig. 2b). One of these (F_{\perp} , grey arrows) lies below 20 T and is suppressed for large

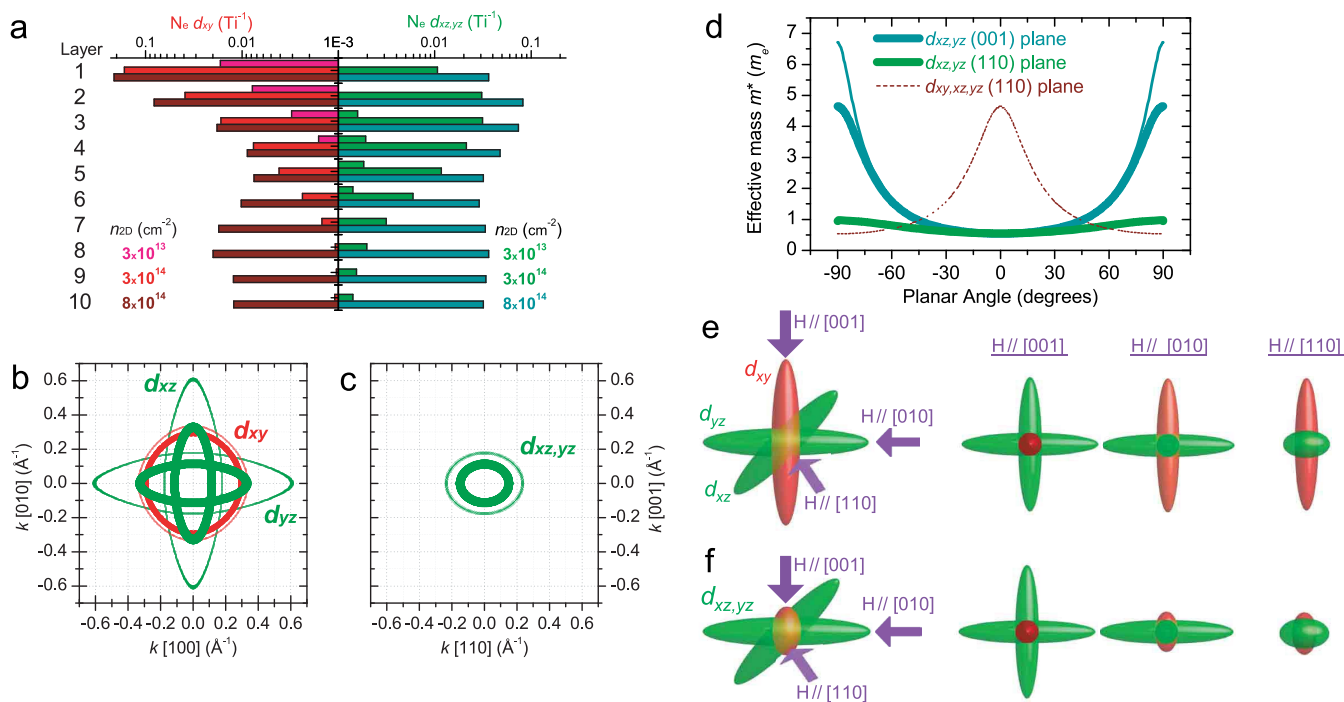


Figure 3 | Orbital occupancy and Fermiology calculations at high carrier densities in LaAlO₃/SrTiO₃. (a), Layer-dependent orbital populations for $n_{2D} = 3 \times 10^{13}$, 3×10^{14} and 8×10^{14} cm⁻². Data are plotted on a logarithmic scale with a lower cut-off of 10^{-3} electrons per Ti atom. (b), (c), Fermi surfaces of the interfacial d_{xy} (red) and $d_{xz,yz}$ bands (green) projected onto the (001) and (110) planes for $n_{2D} = 8 \times 10^{14}$ cm⁻² (thin lines) and 3×10^{14} cm⁻² (thick lines). The FS are calculated using a tight-binding model in which the parameters are fitted to bands calculated from first principles (see Supplementary Material for the band structure). For simplicity, our diagram ignores the hybridization which lifts the degeneracy at the band crossing points; taking this into account would split the doubly-degenerate FS into two. (d), Effective mass variation $m_b^*(k_F)$ for d_{xz} electrons within the (001) and (110) planes; thin and thick lines denote results at $n_{2D} = 8 \times 10^{14}$ and 3×10^{14} cm⁻². The planar angles are measured from the [100] and [001] axes respectively. $m_b^*(k_F)$ for d_{yz} electrons in the (001) plane is equivalent to $m_b^*(k_F)$ for the d_{xz} FS rotated by 90° around [001]. A sketch of the mass variation expected in the (110) plane for a bulk degenerate $d_{xy,xz,yz}$ FS is also shown (dashed brown line). (e), (f), Schematics illustrating the extremal FS orbits normal to magnetic fields along [001], [010] and [110] for a degenerate $d_{xy,xz,yz}$ FS (e) and a $d_{xz,yz}$ -dominated FS (f). Only $H//[110]$ in the $d_{xz,yz}$ -dominated case probes the small, light FS cross-section whose presence we infer from our in-plane SdH oscillations.

V_g : although this frequency seems too low to originate from the d_{xy} interfacial bands (which form a larger FS at much lower n_{2D} ^{7,8}), spin-orbit splitting may create a series of small FS for high n_{2D} at the interface. The other peak ($F_{2\perp}$, red arrows) mirrors $n_{2D}(V_g)$ as V_g increases, saturating and broadening at ~ 40 T for large V_g . This implies that $F_{2\perp}$ also cannot arise from a d_{xy} 2DEG at the interface, since for back-gate doping at $n_{2D} \geq 5 \times 10^{14}$ cm⁻² the interfacial d_{xy} occupancy should not change significantly: instead, carriers move deeper into the SrTiO₃. It is therefore tempting to link this peak with the 40 T mode from de Haas-van Alphen experiments²⁵ on δ -doped bulk SrTiO₃; however the light 3D band whose spherical FS was shown to be responsible for the 40 T oscillation¹⁵ is only occupied for $n_{3D} > 6.7 \times 10^{17}$ cm⁻³, by when SrTiO₃ already shows SC²⁴. Since $d \leq 20$ nm for sample B²⁰, $n_{3D} \leq 5.5 \times 10^{17}$ cm⁻³ below the SC channel, ruling out any occupancy of this light band. We therefore attribute $F_{2\perp}$ to the gradual population of the 3D FS from the first occupied band in bulk doped SrTiO₃, which is formed by degenerate Ti $3d_{xy,xz,yz}$ orbitals and remains approximately isotropic for such low $n_{3D} \lesssim 10^{17}$ cm⁻³.

It is clear that the in-plane SdH effect $F_{//}$ in our data is unrelated not only to $F_{2\perp}$, but also to any previously reported 2D^{7,8} or 3D¹⁶ quantum oscillations in LaAlO₃/SrTiO₃. Instead, our oscillations originate from a highly anisotropic FS (since there is no SdH effect for $H_{\perp} < 6$ T), which occupies a clean intermediate region between the interface and the bulk. We estimate the minimum thickness of this region using the cyclotron radius $r_g = \frac{\hbar k_F}{eB}$: since a depth of at least $2r_g$ is necessary to establish SdH oscillations for $H//[001]$, we use

$k_F = \sqrt{2\pi F_{//}/\Phi_0}$ (where Φ_0 is the magnetic flux quantum and we assume a spherical FS for simplicity), obtaining $2r_g \sim 140$ nm at 2.5 T.

To understand the origin of these in-plane SdH oscillations, we calculate the evolution of the sub-interfacial orbital occupancy (which determines the FS symmetry) with increasing n_{2D} . The majority of electronic structure calculations for LaAlO₃/SrTiO₃ to date have only considered the first few layers below the interface for $n_{2D} \leq 10^{14}$ cm⁻² and are of limited use in our heterostructures. We have therefore performed first-principles calculations of the depth-dependent band structure in LaAlO₃/SrTiO₃ for $n_{2D} = 3 \times 10^{13}$, 3×10^{14} and 8×10^{14} cm⁻², specifically chosen to approach our experimental n_{2D} in samples A, B ($V_g \sim 0$) and B ($V_g > 0$) respectively. Our calculated orbital occupancies are plotted in Fig. 3a and can also be seen in Fig. 4a–c: although computational power limits us to considering the first 10 unit cells below the interface, this is already sufficient to reveal the FS anisotropy responsible for our in-plane SdH effect.

The central result from these calculations is a crossover from d_{xy} to $d_{xz,yz}$ occupancy as we move away from the interface. Close to the interface and for small n_{2D} , d_{xy} states dominate due to quantum confinement, as expected^{10,12}. The absence of a clear SdH signal from the 2D d_{xy} interfacial FS in sample A is due to scattering from local moments¹⁰ and the large Rashba spin-orbit coupling; we note that there are no reports of a 2D SdH effect in FM LaAlO₃/SrTiO₃ in the literature. The important new result from our calculations is the creation of a conducting “tail” deeper below the interface for large n_{2D} , with a disproportionate occupation of $d_{xz,yz}$ orbitals. For



example, the $d_{xz,yz}:d_{xy}$ ratio in layer 9 for $n_{2D} = 8 \times 10^{14} \text{ cm}^{-2}$ is 2.8:1, significantly greater than the 2:1 expected in bulk SrTiO₃. A recent study of top-gated SrTiO₃ also hints at a low density “tail” of carriers persisting over at least 50 TiO₂ layers, independently of the total n_{2D} ¹³. While the majority of carriers occupy tightly-bound bands close to the interface, the back-gate field in our sample B should reduce the quantum confinement and expand the “tail” still further into the SrTiO₃; this competition between confinement and decompression is responsible for the weak variation of $F_{\parallel}(V_g)$ (Fig. 2c). We therefore identify a $d_{xz,yz}$ -dominated FS as the source of our in-plane SdH effect.

The strong asymmetry in our observed SdH effect (i.e. the absence of oscillations for small H_{\perp}) may be explained by considering the FS geometry. In Fig. 3b,c, we plot the calculated (001) and (110) extremal cross-sections of the interfacial FS at $n_{2D} = 3 \times 10^{14}$ and $8 \times 10^{14} \text{ cm}^{-2}$. The elliptical cross-section of the $d_{xz,yz}$ FS implies that our previously-calculated r_g will be scaled by $k_{F[001]}/k_{F[110]}$ = 0.73, reducing the minimum thickness over which the electronic structure deviates from that of bulk SrTiO₃ to ~ 100 nm. Furthermore, the variation in $|k_F|$ across the FS drives a corresponding modulation in the effective band mass m_b^* , shown for the (001) and (110) planes in Fig. 3d. Electrons in the (001) plane are significantly heavier and hence more easily scattered: therefore, SdH oscillations will only emerge for $H_{\perp} \gg H_{\parallel}$. Our measured $F_{\parallel} \sim 25$ T is clearly too small to originate from the large interfacial FS projections in Fig. 3c: instead, our in-plane oscillations are generated by a similarly-shaped smaller FS deeper below the interface, where n_{3D} is lower. The overall symmetry of the $d_{xz,yz}$ FS does not vary significantly with depth and hence our effective mass argument justifying the suppression of oscillations for H_{\perp} remains valid. In the (110) plane, the average band mass of the carriers is $m_b^* = 2 \left(m_{b[110]}^* m_{b[001]}^* \right) / \left(m_{b[110]}^* + m_{b[001]}^* \right) = 0.7 m_e$, which only allows for a small electron-phonon coupling $\lambda \sim 0.8$ when compared with our measured $m^* = 1.24 m_e$ (since $m^* = (1 + \lambda) m_b^*$). However, we note that SdH experiments on both LaAlO₃/SrTiO₃ and *n*-type SrTiO₃ heterostructures have persistently yielded small effective masses^{7,8,26}.

Identifying the role of $m_b^*(k_F)$ in determining the emergence of SdH oscillations allows us to make a profound statement regarding the shape of the in-plane oscillating FS. In Fig. 3d, we sketch the approximate m_b^* dependence in the (110) plane expected for a degenerate (bulk-like) $d_{xy,xz,yz}$ FS. Here, the m_b^* variation is similar to that in the (001) plane, though with a 180° rather than 90° period. We attribute the absence of oscillations for small H_{\perp} to the presence of heavy carriers in the (001) plane: therefore, the emergence of oscillations at small H_{\parallel} implies that m_b^* cannot rise significantly at 0°. Consequentially, the FS within this ≥ 100 nm sub-interfacial region must be flattened along the [001] direction in comparison with the bulk, i.e. the $d_{xy,xz,yz}$ degeneracy is lifted and the $d_{xz,yz}$ orbitals are shifted to lower energy. To illustrate this point further, in Fig. 3e,f we sketch $d_{xy,xz,yz}$ and $d_{xz,yz}$ -dominated Fermi surfaces, comparing the shapes of their extremal orbits perpendicular to [001], [010] and [110]. The low-frequency SdH oscillations which we observe with $H_{\parallel}[110]$ must originate from a FS whose extremal orbits are composed exclusively of light carriers (i.e. the FS cross-sectional area must be small): it is clear that this condition is only satisfied for the $d_{xz,yz}$ -dominated FS.

Discussion

What is the physical origin of this change in the FS? We note that the shape of our $d_{xz,yz}$ FS is similar to that calculated by Mattheiss²⁷ using a crystal-field parameter D which was subsequently shown to be too large¹⁵. Since D is related to the tetragonal structure of SrTiO₃, our renormalised electronic structure may result from strain effects at the interface – such as the compression from the LaAlO₃ layer – which are known to influence the 2DEG²⁸. Studies of the 2D–3D crossover in δ -

doped SrTiO₃ films²⁶ (in which strain should be absent) have not revealed the $d_{xz,yz}$ -dominated intermediate FS which we observe; nevertheless it remains unclear whether a long-range interface-induced change in D or the spin-orbit coupling is responsible for our results. Finally, our determination of the FS orbital character assumes the SrTiO₃ tetragonal *c*-axis lies parallel to [001]: since orthogonal tetragonal domains are expected for $T < 105$ K, this may not initially seem plausible. However, an offset surface potential exists between domains with $c//[001]$ and $c//[100]$ in LaAlO₃/SrTiO₃, requiring substantial charge transfer to equalise the chemical potential²⁹. This increases the carrier density in domains with $c//[001]$, so transport predominantly occurs within these regions. Previous transport studies of La-doped SrTiO₃ have also indicated a prevalence of [001]-oriented domains³⁰.

We summarise the evolution of the LaAlO₃/SrTiO₃ interface with n_{2D} in Fig. 4, where we schematically represent the spatial distribution of SC together with the approximate n_{3D} variation and our calculated depth-dependent d_{xy} and $d_{xz,yz}$ orbital occupancies (Fig. 4a–c). At low carrier densities (Fig. 4a), d_{xy} orbitals dominate and the charge is concentrated within a few unit cells of the interface. Electrons in the top TiO₂ layer tend to localise^{10,31}, creating an inhomogeneous patchwork of FM zones above a narrow (≤ 20 nm) SC channel²⁰.

As n_{2D} increases (Fig. 4b), FM and SC both remain present at the interface. However, a high-mobility $d_{xz,yz}$ “tail” of minimum thickness 100 nm develops below the interface, generating an anisotropic 3D FS which exhibits SdH oscillations for small in-plane fields. Together, the appearance of this SdH effect, its independence from $n_{2D}(V_g)$ and $T_c(V_g)$, and its absence in small perpendicular fields indicate that $d_{xz,yz}$ orbital occupancy is favoured over d_{xy} to a depth of at least 120 nm below the interface. Unfortunately, it is not possible to accurately determine the maximum depth reached by this “tail”, since the carrier density very close to the interface (where we expect the majority of the carriers to reside) is unknown. However, our data do enable us to comment on the O²⁻ vacancy penetration depth, which we already believe to be small since the capacitance of our B-type samples is comparable to values seen in annealed heterostructures. The high electron mobility within the “tail” region is primarily a consequence of the low carrier density (which leads to a small FS and low effective mass), but a lack of crystal defects (e.g. O²⁻ vacancies) below the interface may also play an important role. Recently, ultra-high mobility carriers ($\mu_H \sim 50,000 \text{ cm}^2 \text{V}^{-1} \text{s}^{-1}$) have been observed in SrCuO₂-capped LaAlO₃/SrTiO₃ heterostructures, in which O²⁻ vacancy formation is suppressed³². This suggests that although the carriers in our B-type heterostructures originate from O²⁻ vacancies, these vacancies may be confined close to the interface (or in the LaAlO₃ layer) while the electrons which they donate are redistributed deeper within the SrTiO₃. This concept is supported by the absence of any parasitic SrTiO₃ surface conduction in our heterostructures (whose presence would be expected in the case of deep O²⁻ vacancy penetration), as well as theoretical work which indicates that O²⁻ vacancies preferentially inhabit the LaAlO₃ surface rather than the interface³³. Ideally, future theoretical work should examine the evolution of the electronic structure in the “tail” as a function of O²⁻ vacancy density and location. It also remains to be determined whether the absence of superconductivity from the “tail” region is merely due to a sub-critical carrier density, or if the $d_{xz,yz}$ orbital character also plays some role.

At the maximum n_{2D} which we are able to simulate (Fig. 4c), only the top TiO₂ monolayer at the interface still has a d_{xy} character, with $d_{xz,yz}$ states dominating below. We illustrate the effects of a back-gate electric field in Fig. 4d: as V_g increases, the carrier density in the superconducting channel rises and a shift to the over-doped side of the superconducting dome occurs (as seen in Fig. 2c). In parallel, electrons in the “tail” decompress away from the interface due to band-bending from the electric field, migrating hundreds of nano-

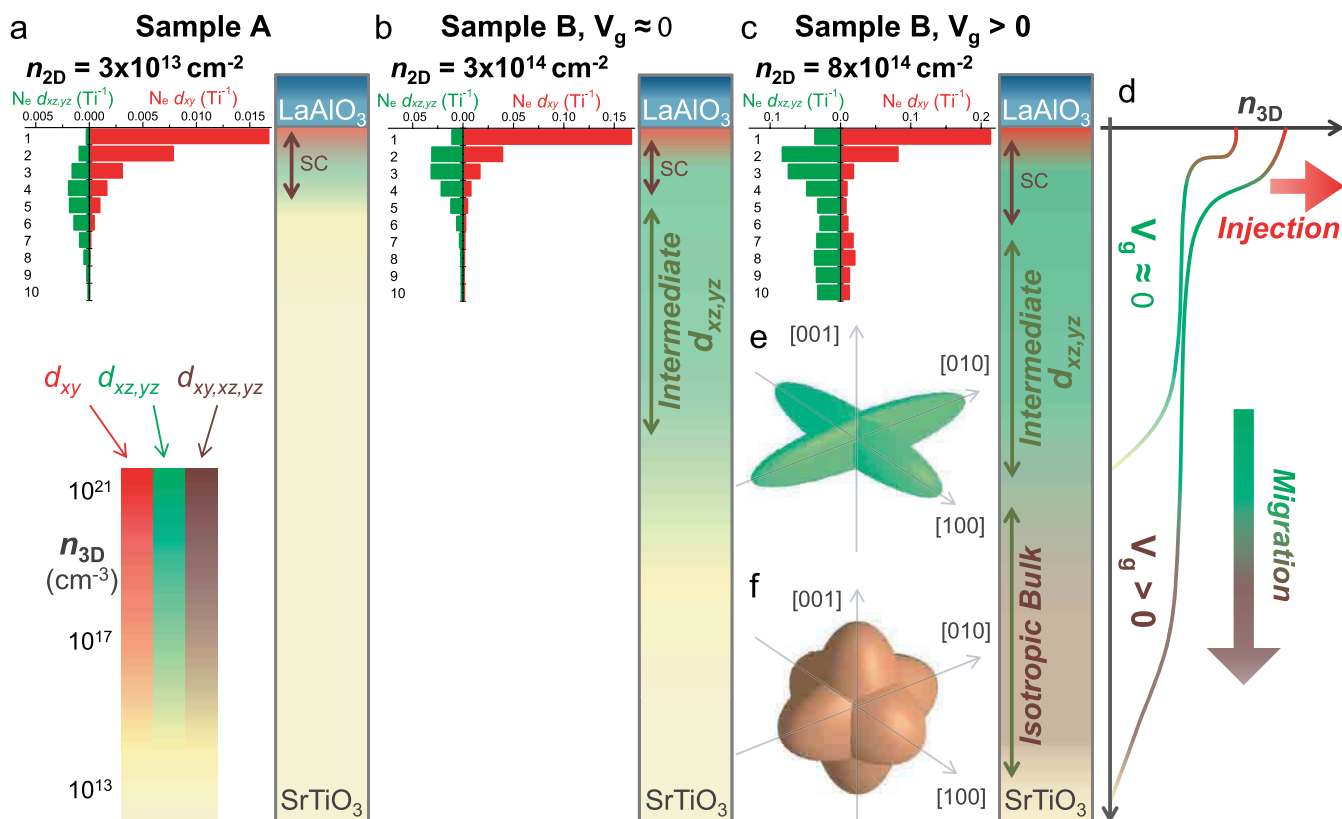


Figure 4 | Electronic structure, orbital character and depth-dependent phase emergence at the $\text{LaAlO}_3/\text{SrTiO}_3$ interface. (a–c), Schematics illustrating the phase and carrier distributions for sample A (a), B at low V_g (b) and B at large V_g (c). The approximate local carrier density within the SrTiO_3 is indicated by the colour shading: pale yellow denotes undoped bulk SrTiO_3 , while higher carrier density regions are either red (d_{xy}), green ($d_{xz,yz}$) or brown (degenerate $d_{xy,xz,yz}$) depending on the dominant orbital character. d_{xy} ferromagnetism is present regardless of the carrier density, but remains tightly confined to the interface²⁰, i.e. at the top of the red zone. For comparison, we also plot the calculated orbital occupancies for the first ten TiO_2 layers below the interface at $n_{2D} = 3 \times 10^{13}$ (a), 3×10^{14} (b) and $8 \times 10^{14} \text{ cm}^{-2}$ (c). The index “1” refers to the TiO_2 layer closest to the interface. Red and green bars correspond to d_{xy} and $d_{xz,yz}$ orbitals respectively. (d), Qualitative illustration of the depth-dependent influence of field-effect doping on the local carrier density, which we deduce from our transport data. The line colour indicates the variation in the dominant orbital character with depth. (e), (f), Cartoon Fermi surfaces of the sub-interfacial high-mobility $d_{xz,yz}$ electron gas (e) and the bulk doped SrTiO_3 (f) which develops progressively for large n_{2D} .

metres into the bulk. This migration creates the 3D FS responsible for the SdH oscillations which we observe with $H \perp (001)$, whose frequency scales with the total carrier density. Between the interface and the bulk, the carrier density of the $d_{xz,yz}$ -dominated region remains roughly constant: electrons which it “loses” to deeper-lying bulk states are replaced by electrons from the interface. The presence of a large carrier population below the interface results in a screening of the electric field, thus explaining the relatively small increase of d to 19 nm at $V_g = 350 \text{ V}$ compared to $d > 40 \text{ nm}$ reported at much smaller back-gate fields in the literature³⁴. Finally, Figs. 4e,f display exaggerated sketches illustrating the evolution of the FS as we move deeper into the SrTiO_3 , from $d_{xz,yz}$ domination (Fig. 4e) to a gradual recovery of $d_{xy,xz,yz}$ degeneracy (Fig. 4f) over a lengthscale $\geq 120 \text{ nm}$. While the microscopic origins of this long-distance evolution are still unclear, our work shows that functional oxide devices can reliably hope to profit from a renormalised electronic structure tens of nanometres away from a symmetry-breaking interface.

Methods

Two series of $\text{LaAlO}_3/\text{SrTiO}_3$ heterostructures, “A” and “B”, were grown using a standard pulsed laser deposition system manufactured by Twente Solid State Technology B.V., equipped with a reflection high-energy electron diffraction (RHEED) facility. We use 0.5 mm thick commercial $5 \times 5 \text{ mm}$ SrTiO_3 (001) “STEP” substrates from Shinkosha: these are HF-treated for TiO_2 termination and cleaned by the manufacturer, then vacuum-packed for shipping. We do not perform any additional surface cleaning or annealing prior to deposition: the substrates are loaded

directly into our PLD chamber, which is subsequently evacuated to base pressure ($\leq 10^{-8} \text{ mbar}$) prior to back-filling with 10^{-3} mbar O_2 . The substrate is then heated to growth temperature (800 °C). Series A and B both feature 10 unit cells of LaAlO_3 , deposited using a total incident laser energy of 9 mJ focussed onto a 6 mm² rectangular spot. The O_2 pressure and substrate temperature were maintained at 10^{-3} mbar and 800 °C respectively for both sample series throughout the deposition process. Subsequently, A-type samples underwent an annealing stage: after cooling to 500 °C at 10^{-3} mbar , the O_2 pressure was increased to 0.1 bar. The temperature was held at 500 °C for 30 minutes before natural cooling to 20 °C in 0.1 bar O_2 . In contrast, B-type samples were cooled naturally to 20 °C in 10^{-3} mbar O_2 .

To fabricate Hall bars on these $\text{LaAlO}_3/\text{SrTiO}_3$ films, we first defined contact pad areas using photolithography with AZ5214 photoresist. 2 nm Ti followed by 8 nm Au were evaporated directly onto the LaAlO_3 surface; the remaining photoresist was removed by soaking in acetone for 30 minutes, then rinsed in IPA. Sample B also had an Au-Ti back gate deposited across the entire base of the SrTiO_3 substrate prior to fabrication. The Hall bars were defined using a similar photolithography process and the Hall bar mesas etched using a dry Ar ion technique (at a slow rate of 1 \AA s^{-1} to avoid any substrate heating). The Hall bar width was 80 μm and the voltage contact separation 660 μm . Multiple Hall bars were fabricated on each $5 \times 5 \text{ mm}$ substrate: tests showed that the Hall bars were electrically isolated from each other (thus ruling out any parasitic conduction from the SrTiO_3 surface) and displayed similar transport properties (indicating that our heterostructures are homogeneous). Prior to measurement, the Hall bars were mounted in thermally-conductive chip-carriers, with electrical contacts made using 10 μm Au wires ball-bonded to the Au-Ti contact pads.

Transport data were acquired in a cryogen-free dilution refrigerator, using an AC technique with two digital lock-in amplifiers and a current source outputting 500 nA at 19 Hz. This value was chosen to maximise the signal-to-noise ratio whilst minimising sample heating below 0.1 K. Our noise threshold is approximately 1 nV. The substrate capacitance was measured with femtoFarad sensitivity for gate voltages up to 500 V using a General Radio 1621 manual capacitance bridge. All results presented in this work were qualitatively reproducible over a 6-month period comprising



numerous cool-downs of both samples. A total of 6 “A-type” and 4 “B-type” heterostructures were fabricated in our laboratory using identical “recipes” to those detailed above: all samples displayed similar behaviour to those discussed in the present work.

- Ohtomo, A. & Hwang, H. Y. A high-mobility electron gas at the LaAlO₃/SrTiO₃ heterointerface. *Nature* **427**, 423 (2004).
- Brinkman, A. *et al.* Magnetic effects at the interface between non-magnetic oxides. *Nature Mater.* **6**, 493 (2007).
- Reyren, N. *et al.* Superconducting Interfaces Between Insulating Oxides. *Science* **317**, 1196 (2007).
- Salluzzo, M. *et al.* Orbital Reconstruction and the Two-Dimensional Electron Gas at the LaAlO₃/SrTiO₃ Interface. *Phys. Rev. Lett.* **102**, 166804 (2009).
- Caviglia, A. D. *et al.* Electric field control of the LaAlO₃/SrTiO₃ interface ground state. *Nature* **456**, 624 (2008).
- Bell, C. *et al.* Dominant Mobility Modulation by the Electric Field Effect at the LaAlO₃/SrTiO₃ Interface. *Phys. Rev. Lett.* **103**, 226802 (2009).
- Caviglia, A. D. *et al.* Two-Dimensional Quantum Oscillations of the Conductance at LaAlO₃/SrTiO₃ Interfaces. *Phys. Rev. Lett.* **105**, 236802 (2010).
- Ben Shalom, M., Ron, A., Palevski, A. & Dagan, Y. Shubnikov-De Haas Oscillations in SrTiO₃/LaAlO₃ Interface. *Phys. Rev. Lett.* **105**, 206401 (2010).
- Chambers, S. A. *et al.* Instability, intermixing and electronic structure at the epitaxial LaAlO₃/SrTiO₃(001) heterojunction. *Surf. Sci. Rep.* **65**, 317 (2011).
- Popović, Z., Satpathy, S. & Martin, R. M. Origin of the Two-Dimensional Electron Gas at the LaAlO₃ on SrTiO₃ interface. *Phys. Rev. Lett.* **101**, 256801 (2008).
- Pentcheva, R. *et al.* Parallel Electron-Hole Bilayer Conductivity from Electronic Interface Reconstruction. *Phys. Rev. Lett.* **104**, 166804 (2010).
- Delugas, P. *et al.* Spontaneous 2-Dimensional Carrier Confinement at the n-Type SrTiO₃/LaAlO₃ Interface. *Phys. Rev. Lett.* **106**, 166807 (2011).
- Khalsa, G. & MacDonald, A. H. Theory of the SrTiO₃ surface state two-dimensional electron gas. *Phys. Rev. B* **86**, 125121 (2012).
- Santander-Syro, A. F. *et al.* Two-dimensional electron gas with universal subbands at the surface of SrTiO₃. *Nature* **469**, 189 (2011).
- van der Marel, D., van Mechelen, J. L. M. & Mazin, I. I. Common Fermi-liquid origin of T^2 resistivity and superconductivity in n-type SrTiO₃. *Phys. Rev. B* **84**, 205111 (2011).
- Herranz, G. *et al.* High Mobility in LaAlO₃/SrTiO₃ Heterostructures: Origin, Dimensionality, and Perspectives. *Phys. Rev. Lett.* **98**, 216803 (2007).
- Basletić, M. *et al.* Mapping the spatial distribution of charge carriers in LaAlO₃/SrTiO₃ heterostructures. *Nature Mater.* **7**, 621 (2008).
- Nakagawa, N., Hwang, H. Y. & Muller, D. Why some interfaces cannot be sharp. *Nature Mater.* **5**, 204 (2006).
- Pavlenko, N., Kopp, T., Tsybalyk, E. Y., Mannhart, J. & Sawatzky, G. A. Oxygen vacancies at titanate interfaces: Two-dimensional magnetism and orbital reconstruction. *Phys. Rev. B* **86**, 064431 (2012).
- Petrović, A. P. *et al.* The Vortex Signature of Discrete Ferromagnetic Dipoles at the LaAlO₃/SrTiO₃ Interface. *arXiv:1311.2323* (2013).
- Son, J. *et al.* Epitaxial SrTiO₃ films with electron mobilities exceeding 30000 cm²V⁻¹s⁻¹. *Nature Mater.* **9**, 482 (2010).
- Joshua, A., Pecker, S., Ruhman, J., Altman, E. & Ilani, S. A Universal Critical Density Underlying the Physics of Electrons at the LaAlO₃/SrTiO₃ Interface. *Nat. Commun.* **3**, 1129 (2012).
- Koonce, C. S., Cohen, M. L., Schooley, J. F., Hosler, W. R. & Pfeiffer, E. R. Superconducting Transition Temperatures of Semiconducting SrTiO₃. *Phys. Rev.* **163**, 380 (1967).
- Lin, X., Zhu, Z., Fauqué, B. & Behnia, K. Fermi Surface of the Most Dilute Superconductor. *Phys. Rev. X* **3**, 021002 (2013).
- Gregory, B., Arthur, J. & Seidel, G. Measurements of the Fermi surface of SrTiO₃: Nb. *Phys. Rev. B* **19**, 1039 (1979).
- Kim, M. *et al.* Fermi Surface and Superconductivity in Low-Density High-Mobility δ -Doped SrTiO₃. *Phys. Rev. Lett.* **107**, 106801 (2011).
- Mattheiss, L. F. Effect of the 110 K Phase Transition on the SrTiO₃ Conduction Bands. *Phys. Rev. B* **6**, 4740 (1972).
- Bark, C. W. *et al.* Tailoring a two-dimensional electron gas at the LaAlO₃/SrTiO₃ (001) interface by epitaxial strain. *Proc. Natl. Acad. Sci. U.S.A.* **108**, 4720 (2011).
- Honig, M. *et al.* Local electrostatic imaging of striped domain order in LaAlO₃/SrTiO₃. *Nature Mater.* **12**, 1112 (2013).
- Allen, S. J. *et al.* Conduction-band edge and Shubnikov-de Haas effect in low-electron-density SrTiO₃. *Phys. Rev. B* **88**, 045114 (2013).
- Pentcheva, R. & Pickett, W. E. Charge localization or itineracy at LaAlO₃/SrTiO₃ interfaces: Hole polarons, oxygen vacancies, and mobile electrons. *Phys. Rev. B* **74**, 035112 (2006).
- Huijben, M. *et al.* Defect Engineering in Oxide Heterostructures by Enhanced Oxygen Surface Exchange. *Adv. Funct. Mater.* **23**, 5240 (2013).
- Zhang, L. *et al.* Origin of insulating behavior of the p-type LaAlO₃/SrTiO₃ interface: Polarization-induced asymmetric distribution of oxygen vacancies. *Phys. Rev. B* **82**, 125412 (2010).
- Ben Shalom, M., Sachs, M., Rakhmilevitch, D., Palevski, A. & Dagan, Y. Tuning Spin-Orbit Coupling and Superconductivity at the SrTiO₃/LaAlO₃ Interface: A Magnetotransport Study. *Phys. Rev. Lett.* **104**, 126802 (2010).

Acknowledgments

The authors gratefully acknowledge discussions with H. Hilgenkamp, A. Fujimori and I. Martin. This work was supported by the National Research Foundation, Singapore, through Grant NRF-CRP4-2008-04. The research at the University of Nebraska-Lincoln (UNL) was supported by the National Science Foundation through the Materials Research Science and Engineering Center (Grant No. DMR-0820521) and the Designing Materials to Revolutionize and Engineer our Future (DMREF) Program (Grant No. DMR-1234096). Computations were performed at the UNL Holland Computing Center and the Center for Nanophase Materials Sciences, which is sponsored at Oak Ridge National Laboratory by the Scientific User Facilities Division, Office of Basic Energy Sciences, U.S. Department of Energy.

Author contributions

A.P.P. and C.P. conceived the project. A.D. and T.W. grew the heterostructures. K.L., S.H. and C.B. fabricated and tested the Hall bars. A.P.P. and A.P. set up and performed the experiments. T.P. and E.T. contributed the band structure and Fermi surface calculations. A.P.P. and C.P. wrote the paper. C.P. supervised the entire study. All authors discussed the results and manuscript.

Additional information

Supplementary information accompanies this paper at <http://www.nature.com/scientificreports>

Competing financial interests: The authors declare no competing financial interests.

How to cite this article: Petrović, A.P. *et al.* Long-range electronic reconstruction to a $d_{xz,yz}$ -dominated Fermi surface below the LaAlO₃/SrTiO₃ interface. *Sci. Rep.* **4**, 5338; DOI:10.1038/srep05338 (2014).



This work is licensed under a Creative Commons Attribution-NonCommercial-NoDerivs 4.0 International License. The images or other third party material in this article are included in the article's Creative Commons license, unless indicated otherwise in the credit line; if the material is not included under the Creative Commons license, users will need to obtain permission from the license holder in order to reproduce the material. To view a copy of this license, visit <http://creativecommons.org/licenses/by-nc-nd/4.0/>