

# Seven Zones of Safety

*“Around the Asphalt  
Paving  
Operation!”*

**Tom Skinner**

Dean of the Blaw-  
Knox/Ingersoll-Rand Road  
Institute

## **Safety is Life Time Commitment**

**You Have One Chance in  
this Life and, “Don’t Take It!”**

## **Paving Operations Safety**

**Safety Is Almost Always  
Common Sense  
In Action!**

**What’s My  
Chances of  
Getting Hurt?**




**And Think!!**

**Let Your Guard Down  
For a Minute  
and It's an**




**Accident Waiting to Happen!**

**Safety Starts in Your Head!**




**Disabled**

**The Choice is Yours!**



**Health**





**WHY IS SAFETY  
IMPORTANT TO YOU?**

**THREE BIG REASONS**

**ACCIDENTS KILL AND DISABLE**

**ACCIDENTS ARE EXPENSIVE**

**ACCIDENTS CAN BE AVOIDED**



**SAFETY IS UP TO YOU**

**YOU CAN PREVENT SERIOUS INJURY OR DEATH**

**OBSERVE SAFETY SIGNS**

**1. SAFETY ALERT SYMBOLS**

**2. WARNING SIGNS**

**3. PINCH POINTS**

## HUMAN ERROR IS CAUSED BY MANY FACTORS

**CARELESSNESS**

**FATIGUE**

**PREOCCUPIED**

**INCOMPATIBILITY BETWEEN  
THE OPERATOR AND MACHINE**

**DRUGS AND ALCOHOL**

## Watch When Moving Machinery



# Seven Safety Zones



## Seven Safety Zones

- 1- Transportation From Traffic Flow to Construction Zone**
- 2- Hauling Unit Staging Area to Paver Discharge**
- 3- Operator and Around the Paver**
- 4- Screed Person and Around the Screed**
- 5- Overhead Obstructions**
- 6- Lute Person & Laborers Working While Maintaining Traffic**
- 7- Rolling Operation**

# Seven Safety Zones



## Safety Zone #1 "Hauling Unit Safety"







**Hauling Units  
Come in all  
Shapes  
& Sizes**



**One Thing in Common  
“Truck Drivers”**



**Safety #1**

## Getting the Hauling Unit Out of Traffic into Construction Zone #1

- Use Care in Traffic
- Safely Leave Traffic Flow Move Into the Construction Zone

## Traffic Waits for No One!





## Staging Procedures



# Seven Safety Zones



## Getting Hauling Unit Into Discharge Position

- Watch When Backing Up!!!

## **Watch When Backing Up!!**



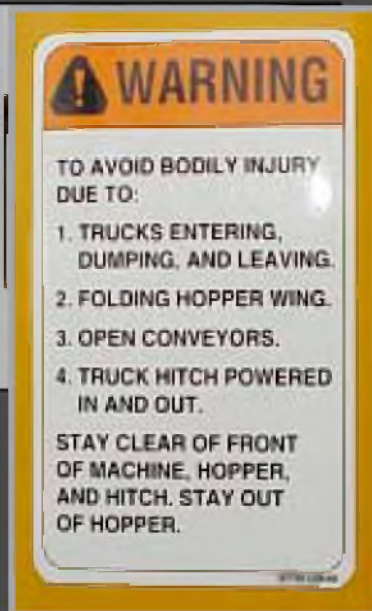
## **Who/What's Back There!**



## Safety Zone # 2



**Between the Hauling Unit & Paver**



**Heed all  
Warnings**

**Most Dangerous Area  
Around the Paving Operation!**



**Watch Using Transfer Units!**



## Watch Using Transfer Units!



## Seven Safety Zones





## On & Around Paver Zone #3



**READ OPERATORS MANUAL  
BEFORE  
STARTING EQUIPMENT**





**Use Handrails When Climbing  
On/Off the Paver**



**Free of Oil or  
Grease**

**Keep Walkways  
Clear**

**Danger Going After Lunch!**



## Keep the Deck Clear



**Stay Out of the Hoppers When Engine is Running**



## Watch When Fueling the Machine



**Never on the Move!**

## Seven Safety Zones



**On and Around the Screed**

## Screedperson & Others Zone #4



## Do You Know Where Your Fire Extinguisher Is?



Do You Know How to Use it Properly?

## In and Around the Screed Zone # 4



Extendable Screeds Pinch Points and When Extending & Retracting



## In and Around the Screed Zone # 4



## Safety in Auger Area



**Watch the Rollers Behind You!**



**With Superpave They Get Close!**

**Closer & Closer**



## Free Ride to Injury or Death!



## Seven Safety Zones



## Overhead Obstructions Zone #6



## Danger Above!





## Paving Under Traffic Zone #6



## Seven Safety Zones

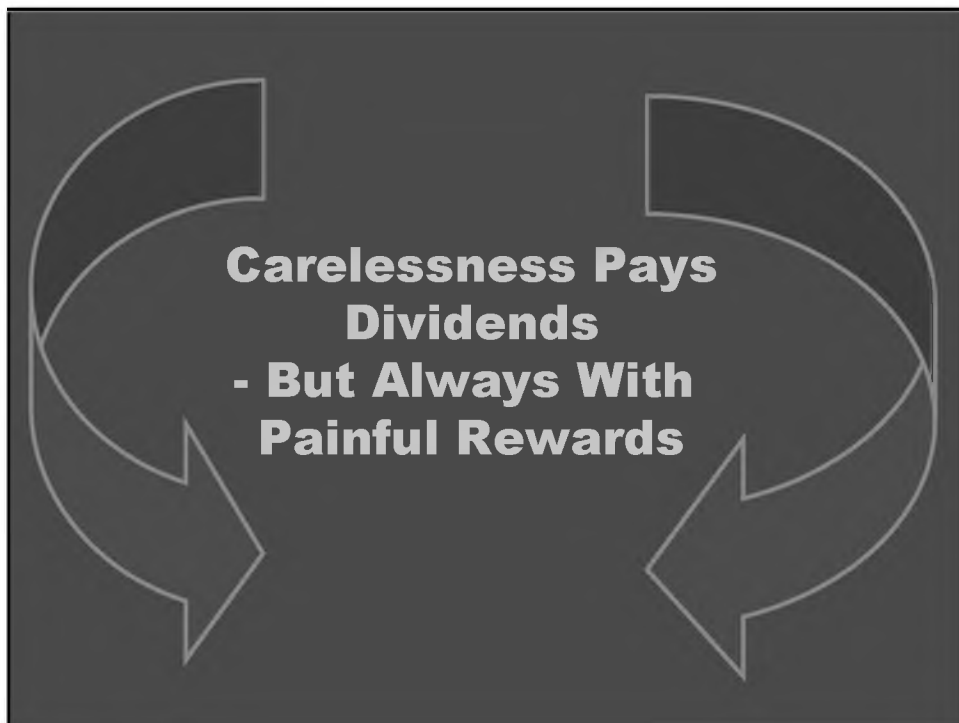


## Rolling Zone #7



## Look in all Direction “Communication”









**Review!**

**No Accidents Our Goal For 2001**

# Seven Safety Zones



## “Safety in Night Paving”



## Extremely Dangerous Areas



**Traffic & Rollers**

**Between Truck & Paver**



**Never Let Down Your Guard!**



**Keep Your Mind On What You Are Doing!**

**Don't Leave Stumbling Blocks!**



## What's Behind?



## Watch That Lute!



## Proper Cleaning Tools!



## Accident Waiting to Happen!



**Watch Both Directions!**



**Can You See?**





**Remember**

**Mix Asphalt!**



**What is Wrong?**





## What is Wrong?

