

4-7-2016

Using Just-in-Time Teaching in a Flipped Undergraduate Biological Systems Engineering Course

Jeyamkondan Subbiah

University of Nebraska - Lincoln, jeyam.subbiah@unl.edu

Follow this and additional works at: <http://digitalcommons.unl.edu/dberspeakers>



Part of the [Curriculum and Instruction Commons](#), [Educational Methods Commons](#), [Higher Education Commons](#), and the [Science and Mathematics Education Commons](#)

Subbiah, Jeyamkondan, "Using Just-in-Time Teaching in a Flipped Undergraduate Biological Systems Engineering Course" (2016). *DBER Speaker Series*. 94.

<http://digitalcommons.unl.edu/dberspeakers/94>

This Presentation is brought to you for free and open access by the Discipline-Based Education Research Group at DigitalCommons@University of Nebraska - Lincoln. It has been accepted for inclusion in DBER Speaker Series by an authorized administrator of DigitalCommons@University of Nebraska - Lincoln.

Abstract for DBER Group Discussion on 2016-04-07

Authors and Affiliations:

Jeyamkondan Subbiah
Associate Professor
Biological Systems Engineering and Food Science & Technology
University of Nebraska-Lincoln

Title

Using Just-in-Time Teaching in a Flipped Undergraduate Biological Systems Engineering Course

Abstract

This study analyzed the role of the evidence-based instructional practice of Just-in-time (JIT) teaching integrated with the flipped classroom in an undergraduate biological systems engineering course. In the present paper we provide a detailed overview of the course design, development, and implementation of JIT in a flipped approach to instruction by communicating the technologies used, pedagogy employed to integrate online and in-class activities, and the collaboration between the instructional design support and instructor. Based on the results, we provide recommendations for engineering faculty that want to explore the flipped approach to teaching, examples for online learning activities and how to integrate them with clicker in-class active learning activities to increase student engagement and success rates.

The flipped classroom is a form of blended learning where the lecture is moved outside the classroom with the help of technology and learning activities occur inside the classroom. Thus, in-class time can be devoted to active learning through exercises, projects, and discussions that engage students in higher-order cognitive skills. The flipped classroom has been successfully incorporated into various STEM classrooms (Gannod et al. 2008; Moravec et al. 2010; Talbert 2012). In fact, recently, engineers with an educational research interest have taken notice of the recently popularized, theoretically grounded, concept of flipping the classroom and have been successfully implementing it in their courses (Bishop and Verleger 2013; Bland 2006; Nelson 2015; Toto 2009). However, as the research on flipped instruction in engineering gains momentum, it is essential to understand how specific instructional strategies effect students' learning and perceptions. In this study, we took a close look at the JIT strategy using iClickers to better understand its use and effects on students' learning and perceptions of the course.

The instructional challenges that we sought out to address were a.) the diverse group of students (Agricultural Engineering and Biological Systems Engineering Biological Systems Engineering) needed different paces of learning, b) both groups of students had different interests in course modules of the course, c.) to increase student engagement, students were typically reluctant to speak in the classroom, and d.) class time was short did not allow for high levels of student engagement.

In terms of the flipped element, students began each week watching online annotated video lectures created by the instructor on a surface pro computer and hosted on the university's learning management system Blackboard followed by an online quiz. Then, the instructor would review students' performance and begin each class with the questions that students struggled with the most using iClickers. In terms of the JIT element, the instructor would then adapt his instruction to include a brief summary, overview, or peer-to-peer instruction to enhance students' understanding of the concepts presented in the online lectures.

The results of this study demonstrated the success in combining JIT and the Flipped approach. More specifically, this approach allowed for more classroom time to solve real-world problems through active student engagement in discussions. Just-in-time teaching allowed the instructor to spend dedicated time on unclear and important concept where students needed help the most. Finally, Peer-instruction enhanced student engagement in the class. A t-test analysis comparing students' performance on the online quizzes and the in-class iClicker questions demonstrated students' increased performance post peer discussions and instructor dedicated time on topics.

Figure 1. Still shot from the videos used in the online lectures. With the instructor's stylus-written solutions.

Selection of a fan by equation with handwritten

Thursday, March 5, 2015 11:18 AM

- Select a fan for drying grain in a bin, which is 27 foot diameter filled with corn 16 ft deep.
- Hints: For drying: the desired air flow rate = 1 cfm/bu

Steps for selection of fans:

1. Determine CFM ✓
2. Determine pressure drop ✓
3. Determine approximate power of the pump needed - gives you a range of fans to look for. ✓
4. Determine system curve
5. Superimpose fan curve and select the fan.

1. Calculate volume of grain, in bushel.

$$\text{Volume of bin} = \frac{\pi}{4} (27)^2 \times 16 \text{ ft}^3$$

$$= \frac{\pi}{4} \times 27^2 \times 16 \text{ ft}^3$$

$$= 9160 \text{ ft}^3 \times \frac{1 \text{ bu}}{1.25 \text{ ft}^3}$$

$$= 7329 \text{ bu}$$

Air flow rate requirement, cfm = 1 cfm/bu × 7329 bu

$$= 7329 \text{ cfm}$$

2. Find pressure drop:

Shedd's curve

$$v = \frac{\text{cfm}}{\text{ft}^2} = \frac{7329 \text{ cfm}}{\frac{\pi}{4} \times (27 \text{ ft})^2} = 12.8 \text{ ft/min}$$

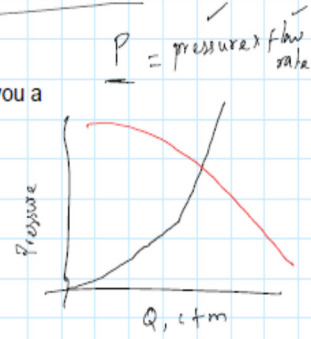
From Shedd's curve:

$$= 0.095 \frac{\text{ft of grain}}{\text{ft of grain}} \times 16 \text{ ft of grain} \times 1.5$$

$$F_{\text{grain}} = 2.28 \text{ ft of grain}$$

$$F_{\text{Total}} = F_{\text{grain}} + F_{\text{expansion}} + F_{\text{connecting/fkly}} + F_{\text{floor}} + F_{\text{duct}}$$

11



Just-in-Time Teaching in a Flipped Undergraduate Biological Systems Engineering Course



Tareq Daher, Jiajia Chen, David Jones, Jeyam Subbiah
University of Nebraska - Lincoln



Why a flipped design?

Out-of-Class Components that are typically delivered in-class are delivered out-of-class in an LMS	In-Class Time used in-class is used for higher-order thinking and increased student engagement.
Video lectures	Clarify unclear concepts (just-in-time teaching)
Short Quizzes	Problem solving and Discussion
Feedback for Just-in-Time Teaching	Peer instruction (iClickers)



What is JITT

“teaching and learning strategy based on the interaction between **web-based study assignments** and an **active learner classroom**. Students respond electronically to carefully constructed web-based assignments which are due shortly before class, and the instructor reads the student submissions "just-in-time" to **adjust the classroom** lesson to suit the students' needs.”

<http://jittdl.physics.iupui.edu/jitt/what.html>



Introduction

Using Just-in-time instructional strategies in a flipped classroom to address Instructional Challenges:

AGEN/BSEN 303: Principles of Process Engineering

Course instructor: Dr. Jeyam Subbiah

Teaching Assistant: Jiajia Chen

Instructor Design Support: Dr. Tareq Daher

How often it is taught: Every Spring- Tuesday-Thursdays (3 credits)

Course topic: Selection of fans and pumps

Number of students: 53



Instructional Challenges

1. Diverse group of students need different pace of learning:
 - Two diverse group of students – Agricultural Engineering and Biological Systems Engineering
 - Biological Systems Engineering likes the selection of pumps for non-Newtonian Fluids
 - Agricultural Engineering likes the selection of fan for drying grains in grain bin
2. Difficult to engage students, because they were
 - Reluctant to speak
 - Did not have the knowledge to create an informed opinion
 - Class time was short did not allow for high levels of student engagement



Addressing the challenges (AGEN/BSEN 303)

Challenges	Course Changes
Diverse group of students	Video lectures allowed them to learn at different paces
Students not reading the text	Pre-quizzes (self-assessment) after the video lectures ensured watching and understanding lectures carefully.
Students not in a knowledge level to engage in discussions	Students engaged in online learning activities that prepared them for in-class discussion and activities.
Students not interested in discussions	Peer-instruction using student response system and problem solving improved engagement
Less time spent on solving real-world problems and discussion	90% of class time used for application and active learning
No feedback from students	Just-in-time teaching and student response system provided feedback to the instructor

Technology Tools

- View of one lecture folder
- Book chapter
- Slides
- Videos
- Pre-quiz and assignments

PRINC PROCESS ENGR
AGEN303 SEC 001 SPRING
2015

Announcements
Syllabus
Course Modules
Discussion Board
Send Email
My Grades
Blackboard Tools
Faculty Resources (Remove When Done) ☒
clicker registration

COURSE MANAGEMENT

- Control Panel
- Content Collection →
- Course Tools
- Evaluation →
- Grade Center →
- Users and Groups
- Customization →
- Packages and Utilities →
- Help

Build Content ▾ Assessments ▾ Tools ▾ Partner Content ▾

Psychrometrics book chapter

psychrometric slides

psychrometric charts

Watch the following psychrometrics videos

- [Introduction - definitions \(5 min\)](#)
- [Psychrometric Properties \(8 min\)](#)
- [How to identify various properties on a psychrometric chart \(6 min\)](#)
- [How to obtain properties of air from a psychrometric chart \(6 min\)](#)
- [How to show different processes on a psychrometric chart \(3 min\)](#)

psychrometrics

Availability: Item is no longer available. It was last available on Feb 12, 2015 10:00 AM.
Watch the above videos and answer the following questions. Due date: Feb 12th at 10 am.
In addition, do the maple TA assignment listed below. The link will be available until 10 am.

Maple T.A. Assignment ▾

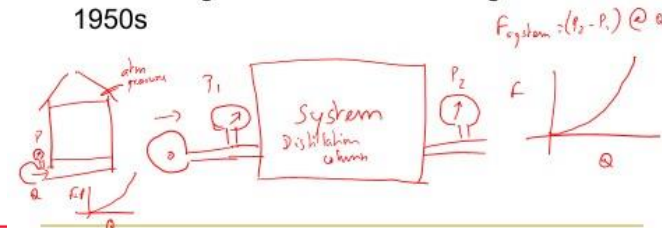
Enabled: Adaptive Release
[Psychrometric Review](#), Homework or Quiz, No Deadline, No time limit set.

Video Recording

- Used a “Surface” Tablet to write on slides
- Used a USB noise-cancelling microphone to record audio
- Used Camtesia Studio to record the video
- Uploaded in YouTube – provided versatility to watch video in computers, tablets, and smart phones

How would you do system curves of complex systems other than simple pipes?

- Let us determine for grain systems
- University of Nebraska pioneered research in determining air flow resistance in grains in 1950s



Pore-class Quizzes

- After watching the videos, the students have to do quizzes (about 10 multiple choice questions).
- Can have two attempts.
- Question order was changed at each attempt and for each student
- Short question for feedback on content and video quality



Just in Time Teaching

- The class starts with clarification of unclear points
- Students use clickers (student response system) to do few quiz question (in which error was greater than 10%)
- One-two new questions are presented during the class
- Peer-instruction is also used.



Problem Solving in-class

- Used One-Note to solve the problem in Surface Tablet
- Used Adobe-Connect to project on the screen
- Made a pdf file of the solved problem and posted in blackboard.

Selection of a fan by equation with handwritten

Thursday, March 5, 2015 11:18 AM

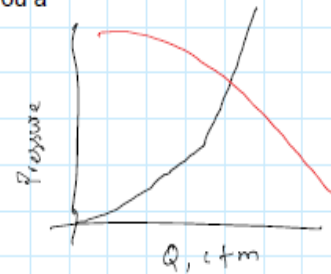
- Select a fan for drying grain in a bin, which is 27 foot diameter filled with corn 16 ft deep.
- Hints: For drying: the desired air flow rate = 1 cfm/bu

Steps for selection of fans:

1. Determine CFM ✓
2. Determine pressure drop ✓
3. Determine approximate power of the pump needed - gives you a range of fans to look for. ✓
4. Determine system curve
5. Superimpose fan curve and select the fan.

$$1 \text{ bu} = 1.25 \text{ ft}^3$$

$$P = \text{pressure} \times \text{flow rate}$$



1. Calculate volume of grain, in bushel.

$$\begin{aligned} \text{Volume of bin} &= \frac{\pi}{4} (27)^2 \times 16 \text{ ft}^3 \\ &= 9160 \text{ ft}^3 \times \frac{1 \text{ bu}}{1.25 \text{ ft}^3} \\ &= 7329 \text{ bu} \end{aligned}$$

$$\begin{aligned} \text{Air flow rate requirement, cfm} &= 1 \frac{\text{cfm}}{\text{bu}} \times 7329 \text{ bu} \\ &= 7329 \text{ cfm} \end{aligned}$$

2. Find pressure drop:

Shedd's curve

$$v = \frac{\text{cfm}}{\text{ft}^2} = \frac{7329 \text{ cfm}}{\frac{\pi}{4} \times (27 \text{ ft})^2} = 12.8 \text{ ft/min}$$

From Shedd's curve:

$$= 0.095 \frac{\text{ft of grain}}{\text{ft of grain}} \times 16 \text{ ft of grain} \times 1.5$$

$$F_{\text{grain}} = 2.28 \text{ ft of grain}$$

$$F_{\text{Total}} = F_{\text{grain}} + F_{\text{expansion}} + F_{\text{conveying/filling}} + F_{\text{floor}} + F_{\text{dust}}$$

Instructor Perspectives - Videos

- Videos allowed the students to pause or speed-up and replay depending upon the needs of the student.
- This system provided all necessary resources for a student, who is sincere, but need those resources to catch up.



Instructor Perspectives – Pre-class quizzes

- Sometimes, students struggle to answer the quizzes just from watching video. They give excellent feedback telling which concepts they could not understand.
- When the instructor explains those unclear concepts in the class, they pay lot more attention and understand and remember the material longer.
- Without that pre-class quiz experience, the students may not pay attention to those key concepts.
- Pre-class quizzes ensured students to be well-prepared for the class – at least spend 30-45 minutes thinking about the material before coming to the class.

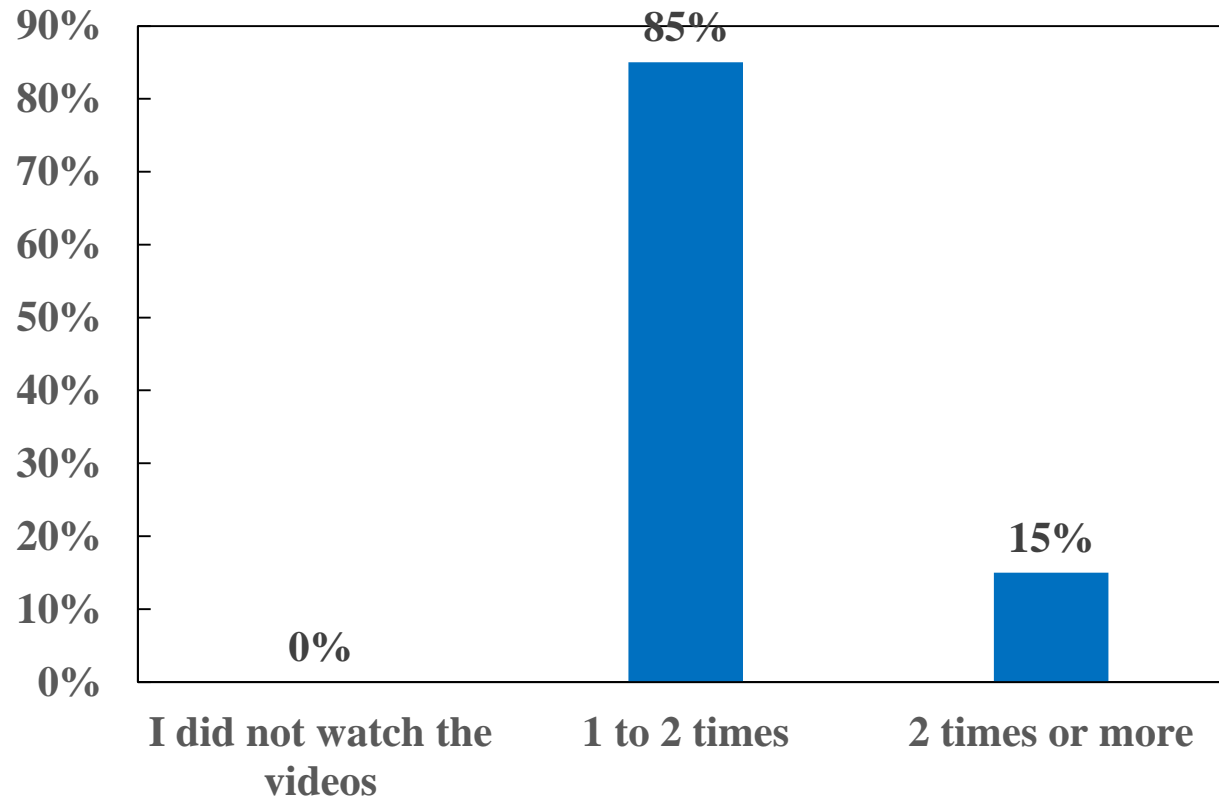


Instructor Perspectives – Peer Instruction

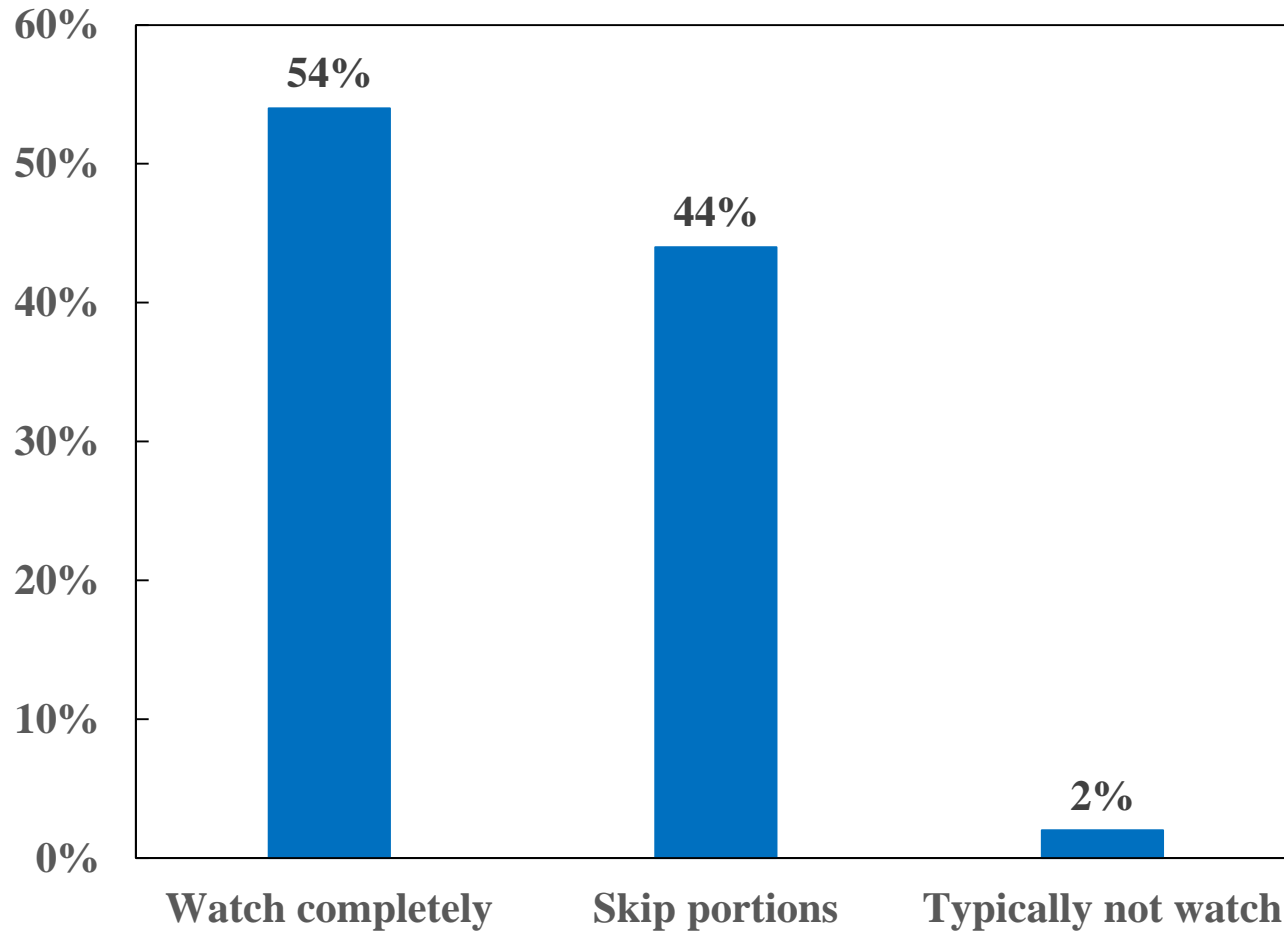
- Instructor used the quizzes (where errors $> 10\%$) as a clicker question in class.
- If errors persist, students discuss in groups and re-answer the same quiz.
- Peer instruction benefits several students
- Similar questions were asked in the exams – which emphasized the students to pay attention



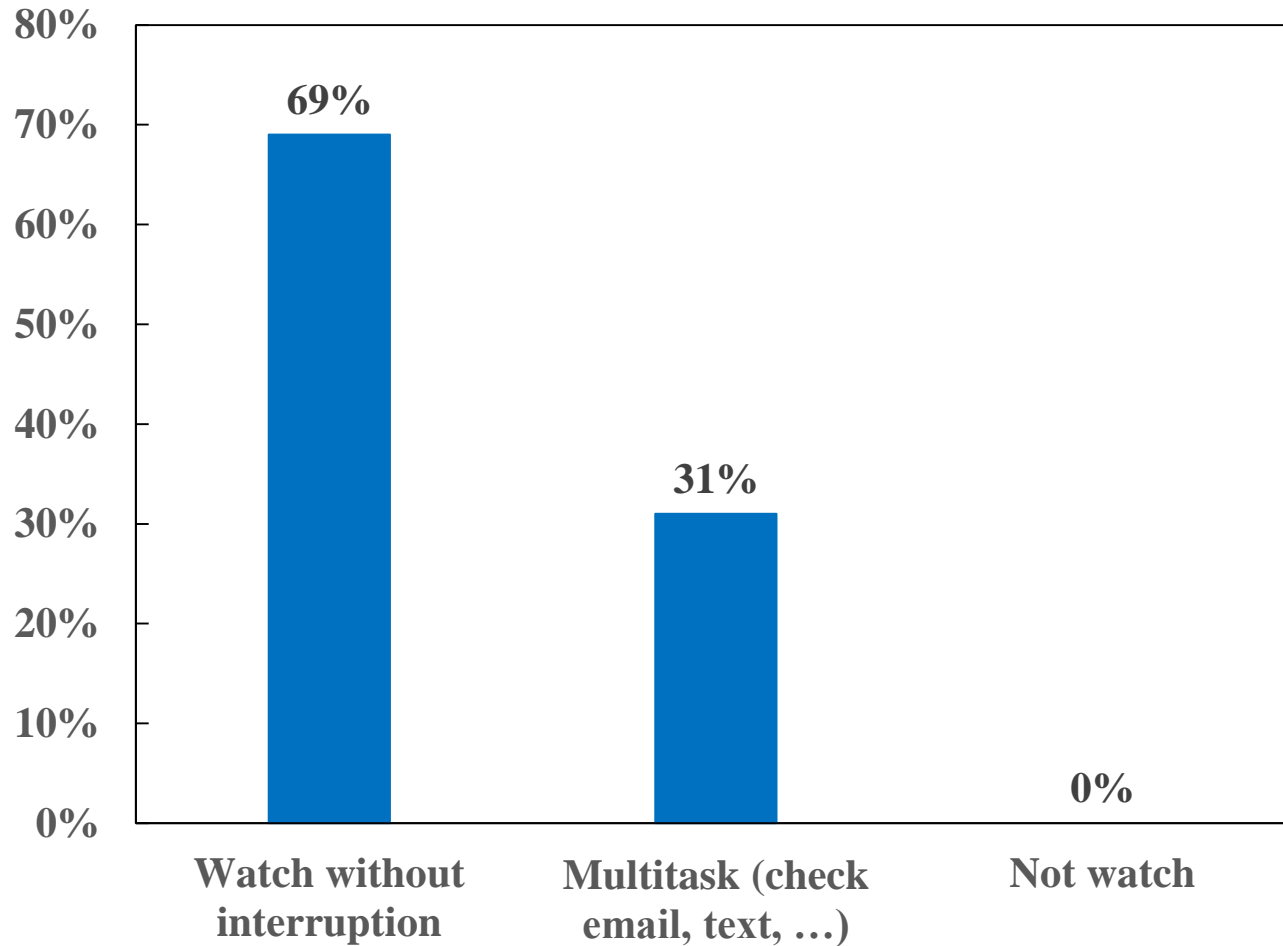
On average, **how many times did you watch the videos in order to successfully answer the questions that follow the videos?**



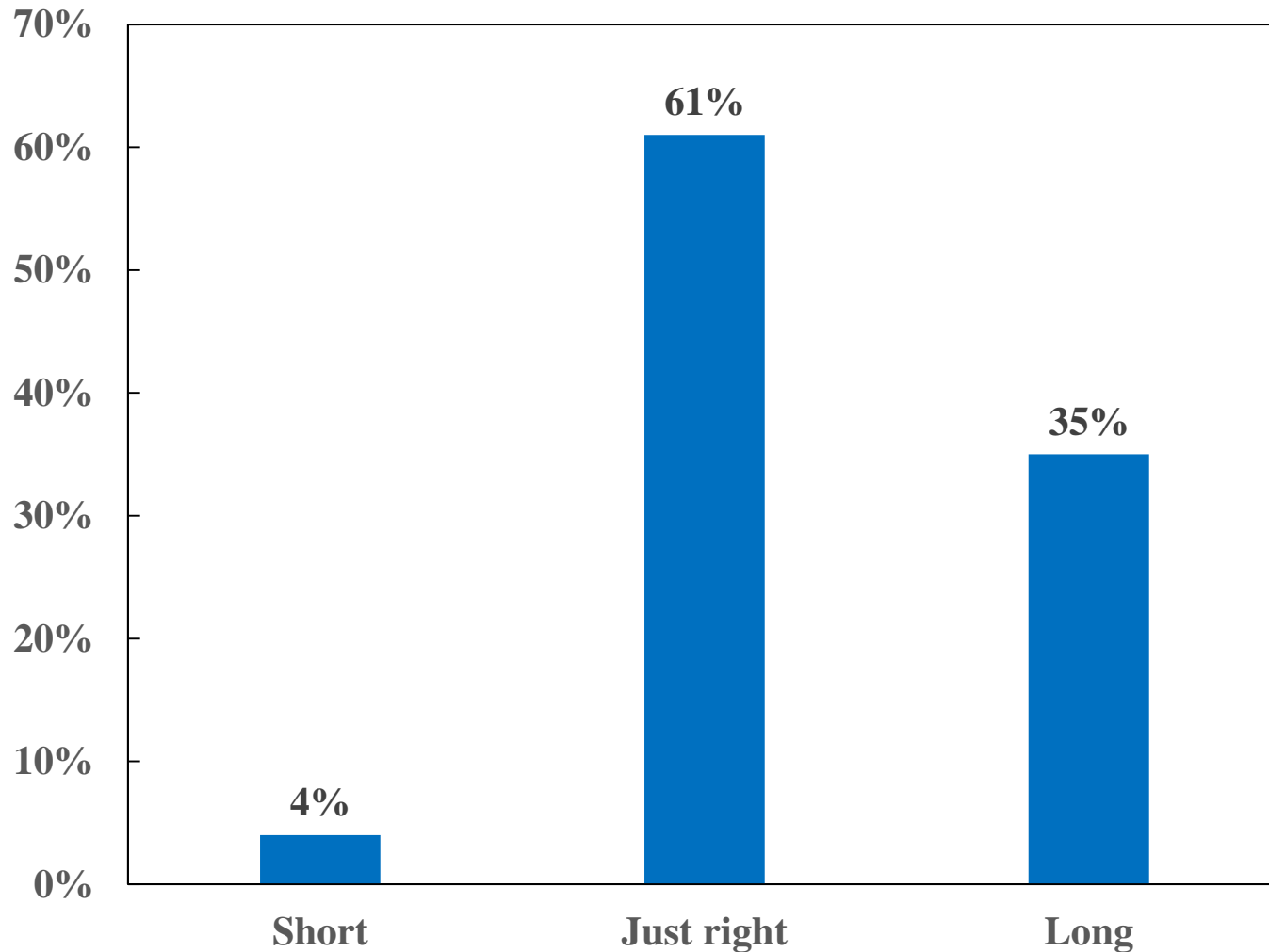
Skipping videos



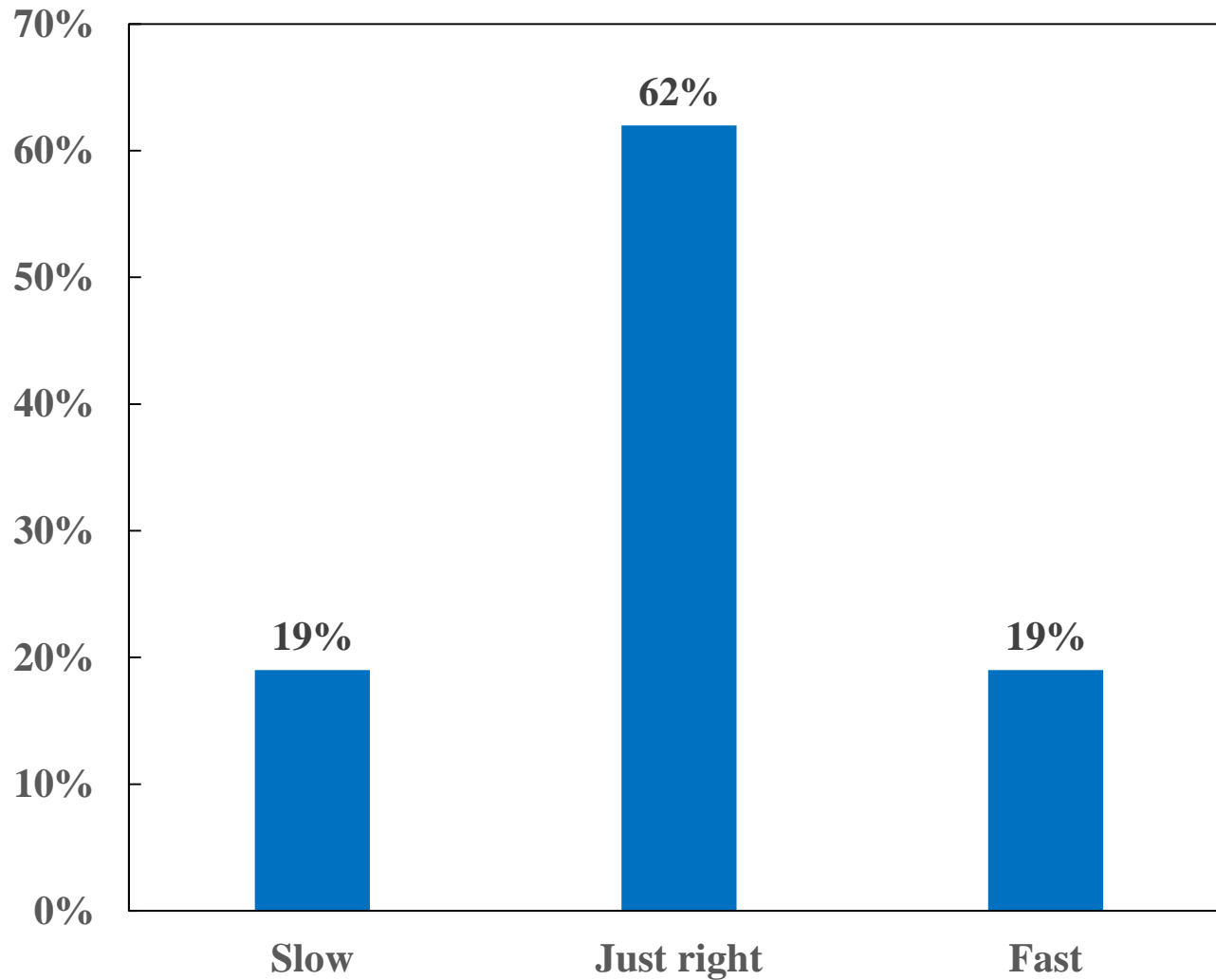
Multi-tasking/Interruptions



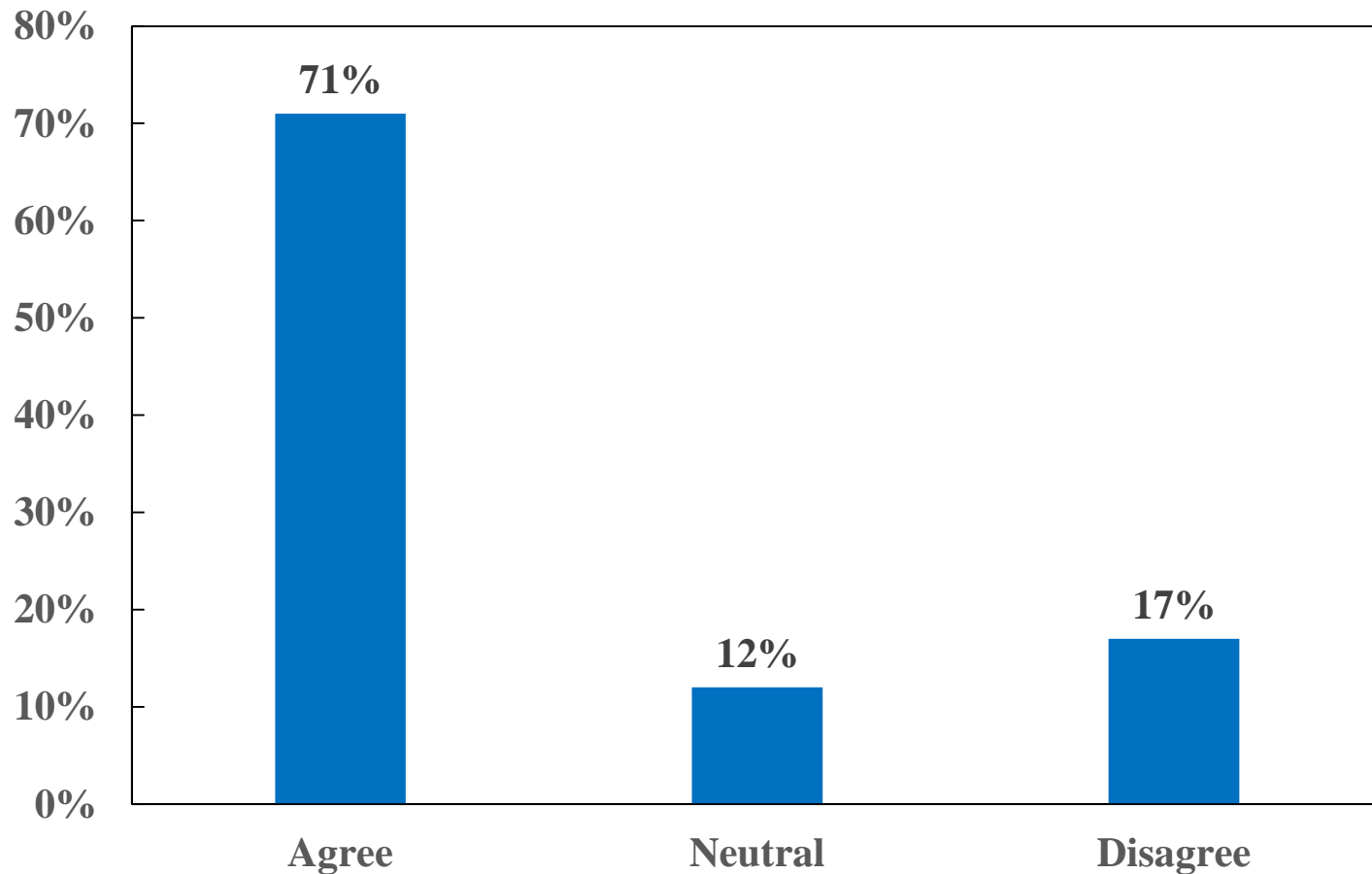
Is the length of the videos



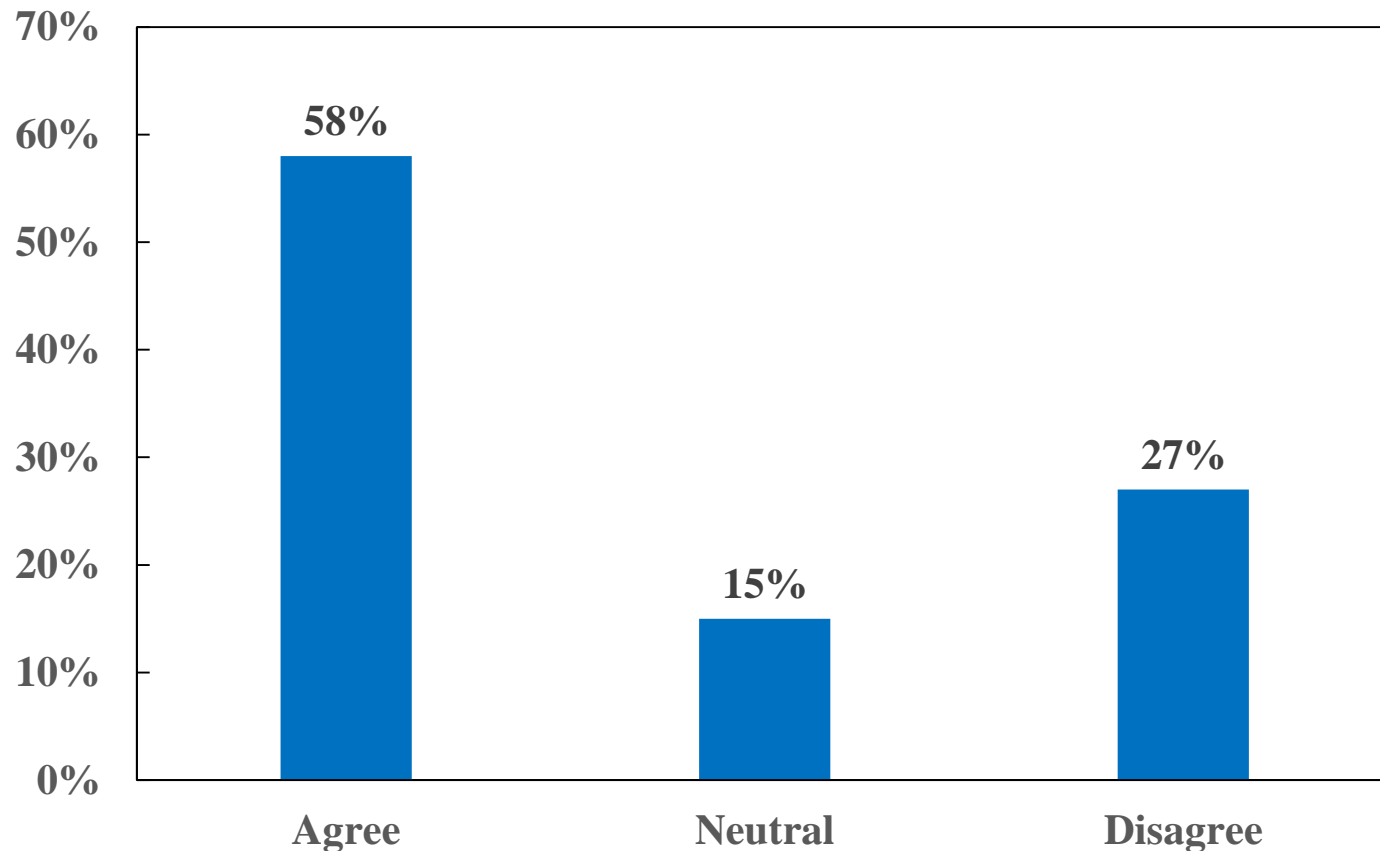
Is the pace of the videos



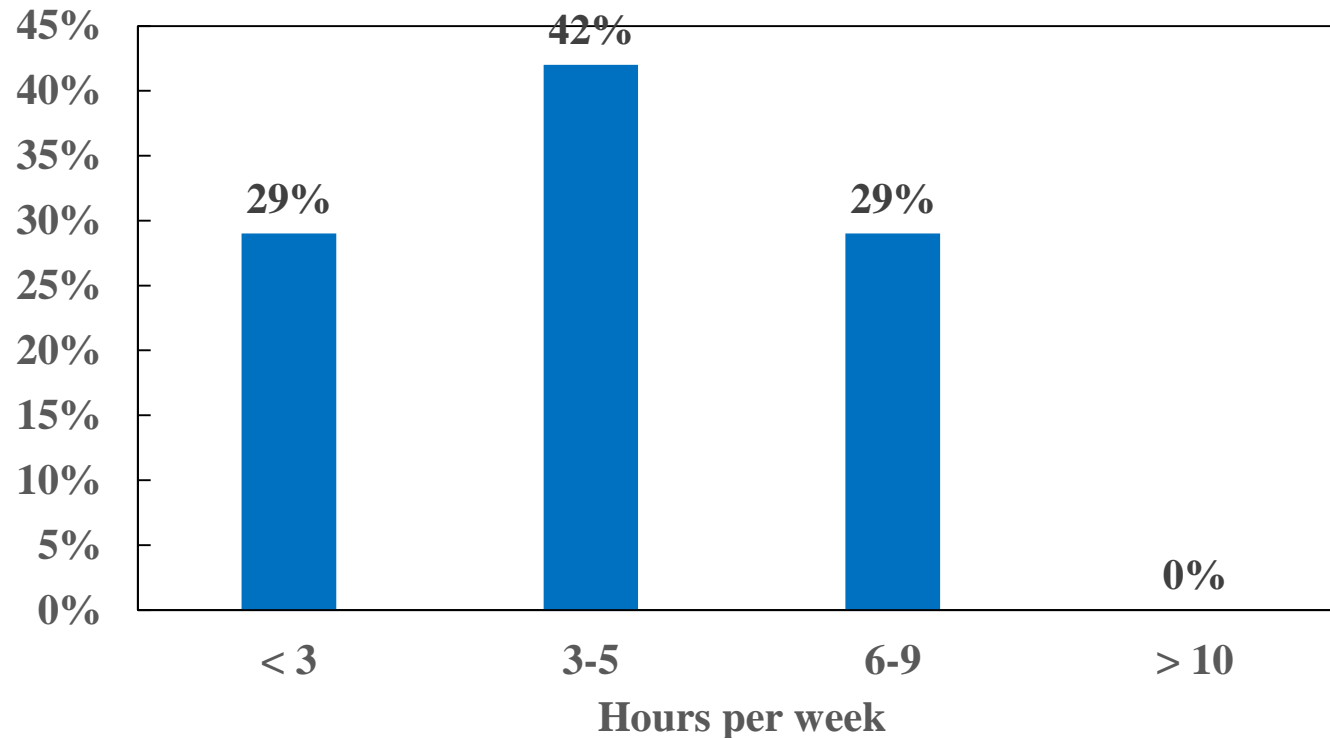
I believe that **post-video questions are pertinent and worth completing**



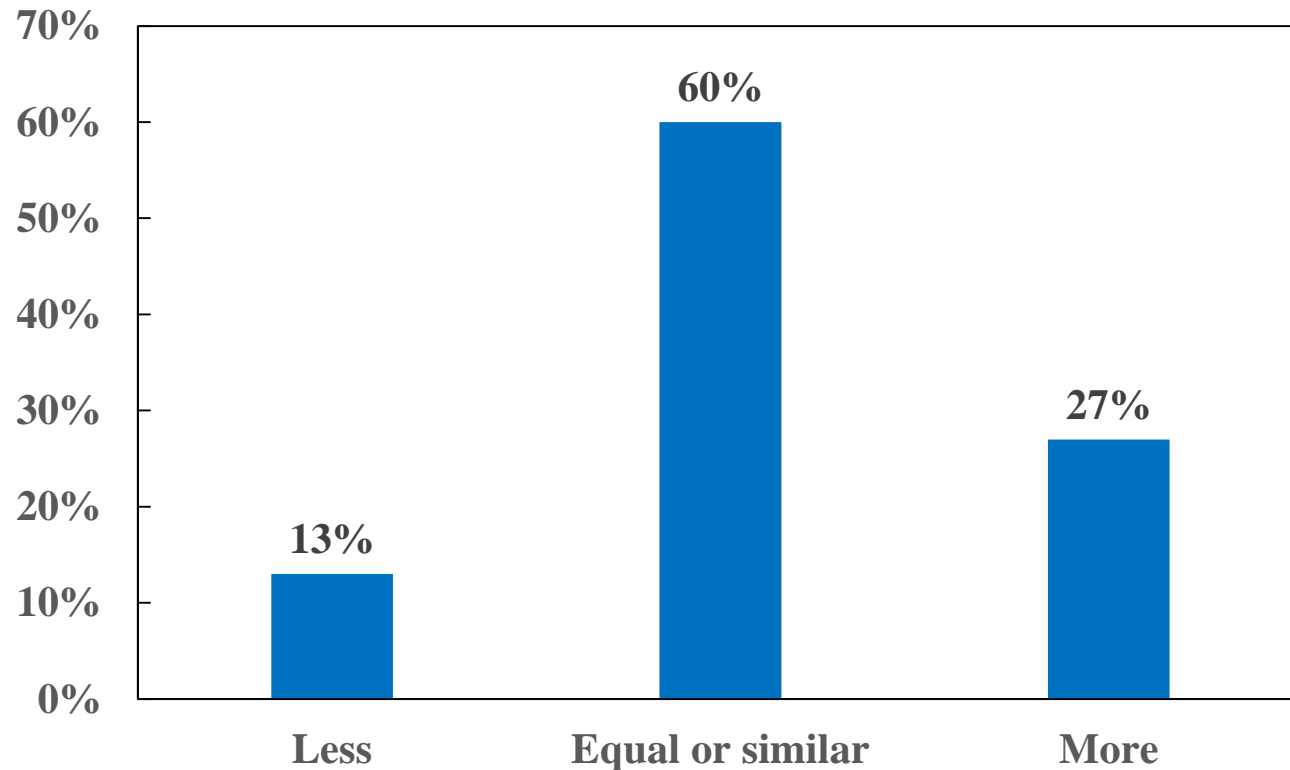
I believe that the **post-video questions evaluated my understanding of video content**



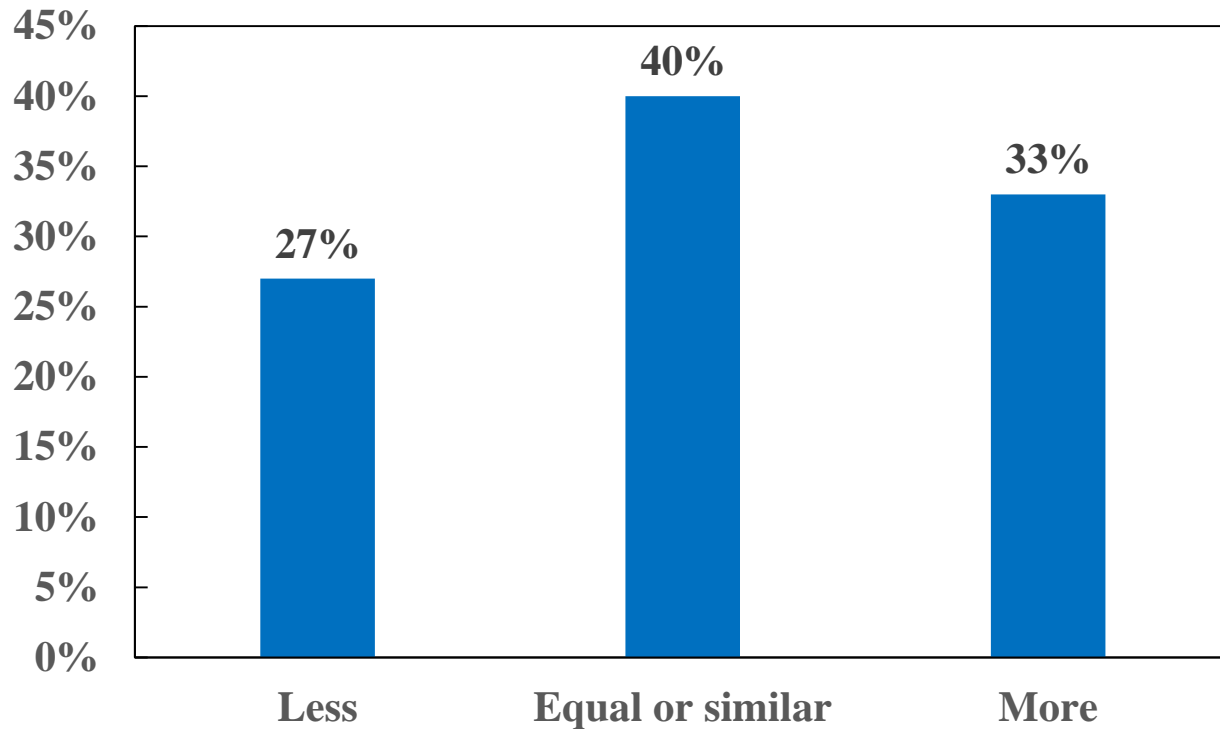
**How much time are you spending
outside of class per week on this
class? (Readings, videos, post-
video questions, and others)**



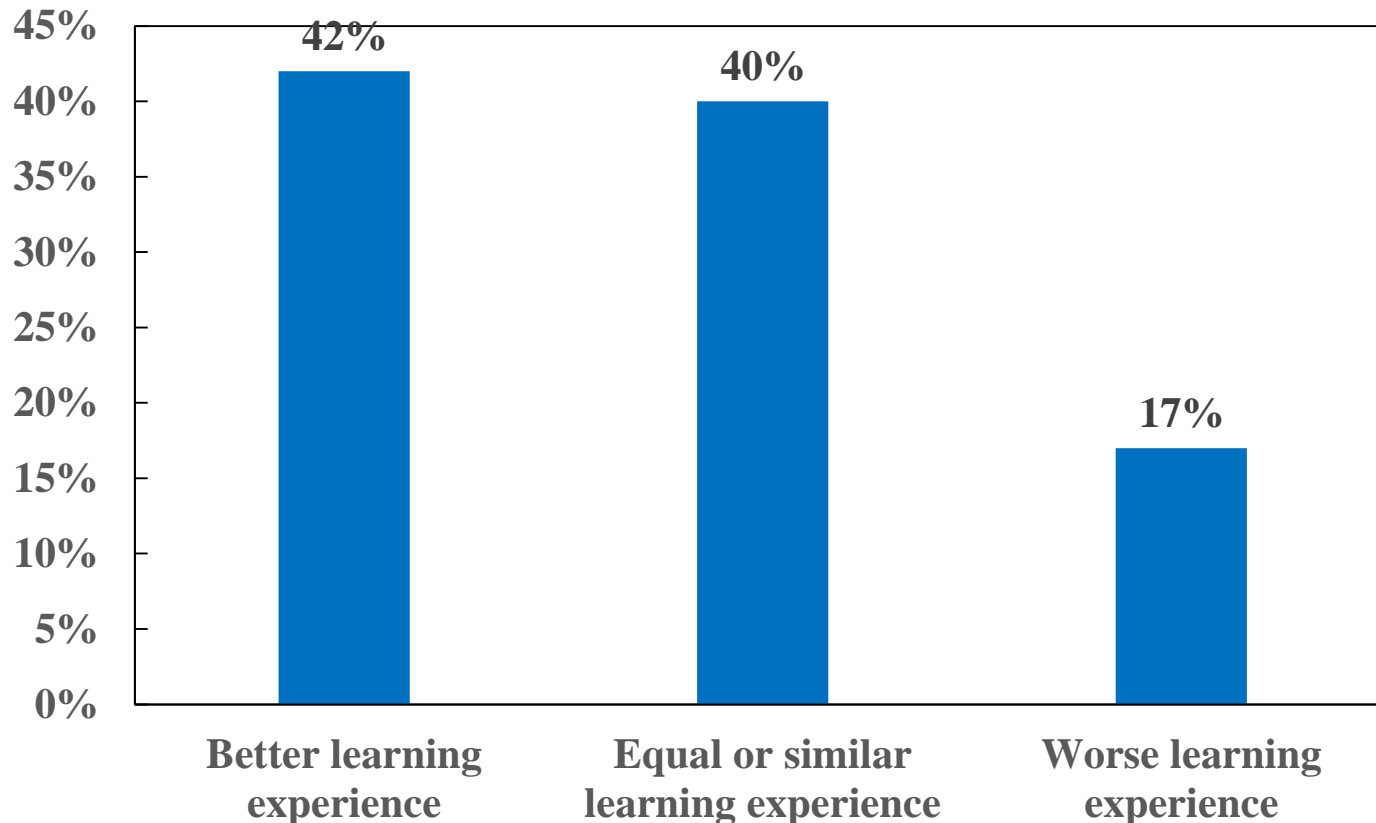
In comparison to traditional lecture courses of the same level in your degree program, the **total workload for this flipped class is**



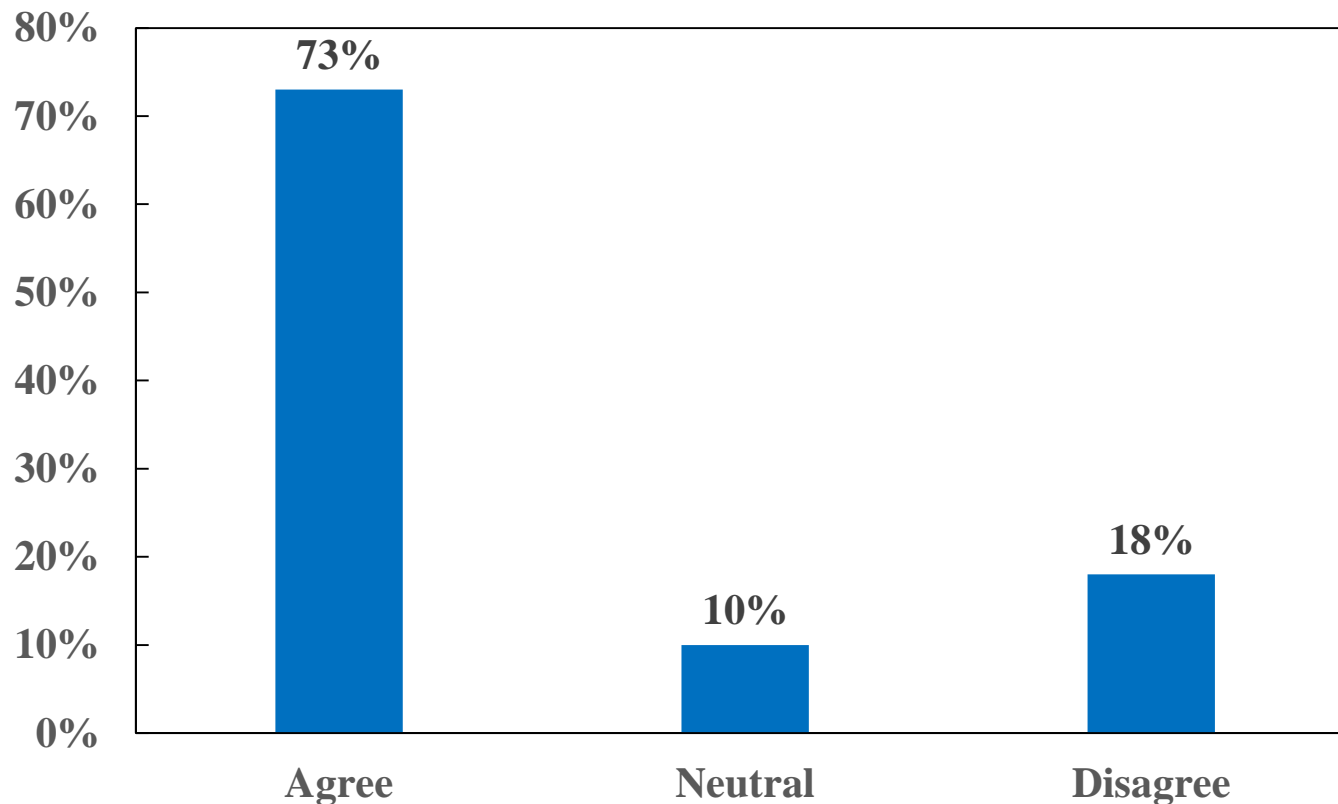
In comparison to traditional lecture courses of the same level in your degree program, **how enjoyable was the flipped class experience**



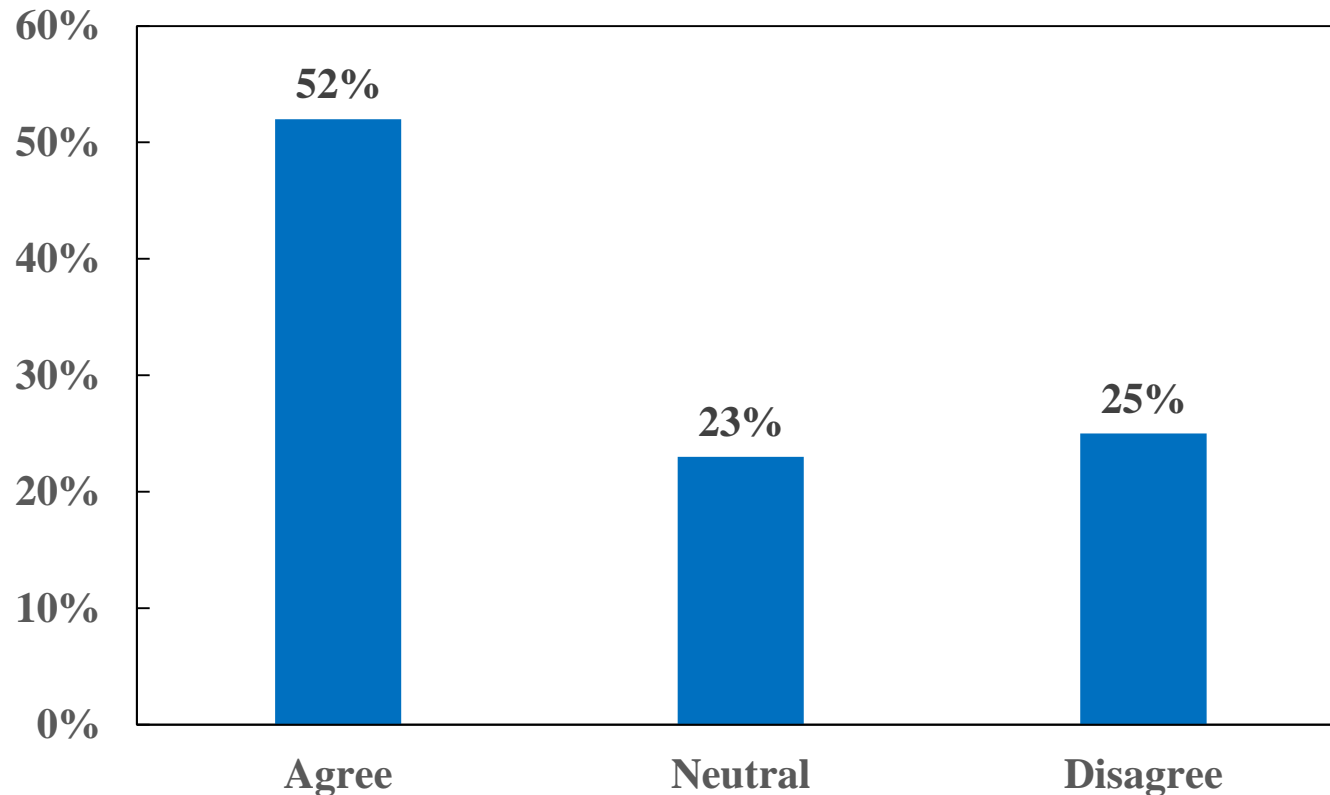
In comparison to traditional lecture courses of the same level in your degree program, this flipped class provided me with a



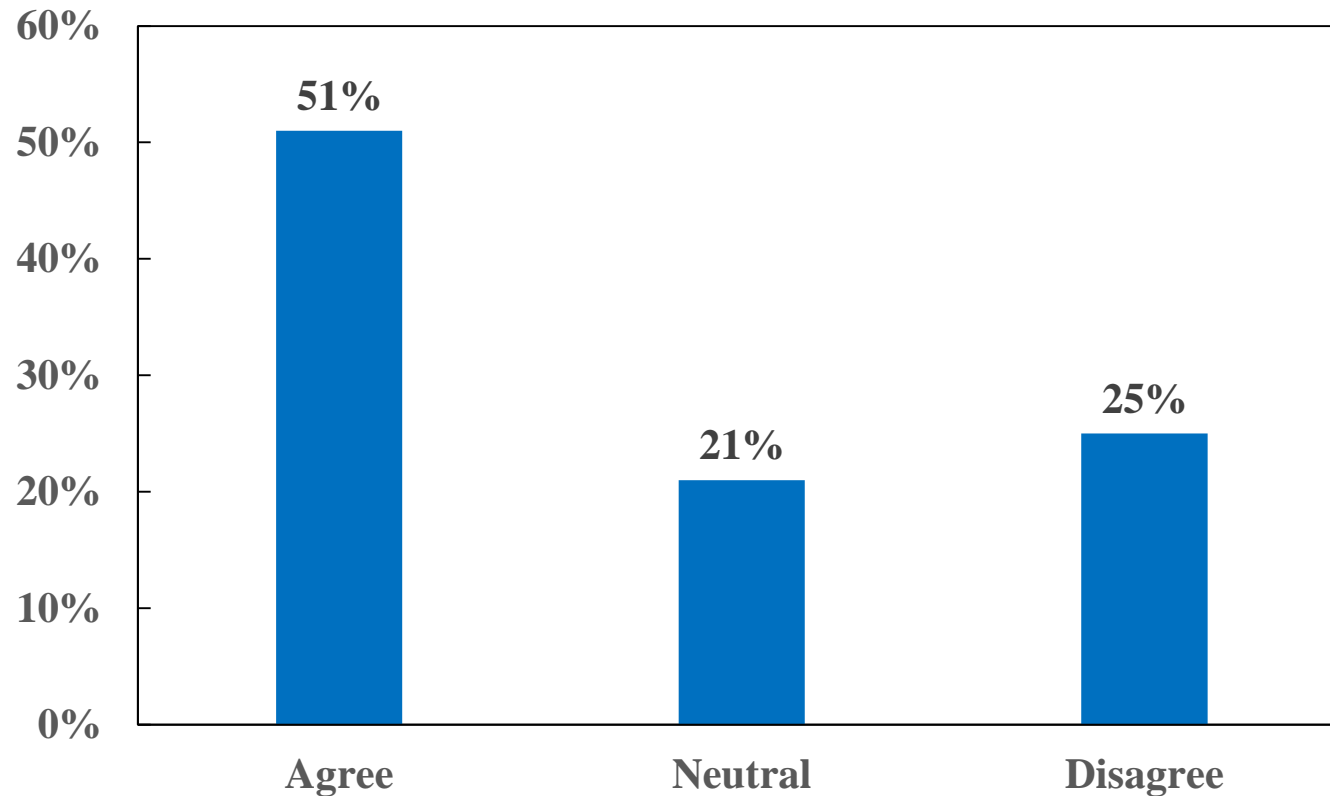
I believe **solving problems in class enhanced my understanding of concepts when compared to solving problems out of class time**



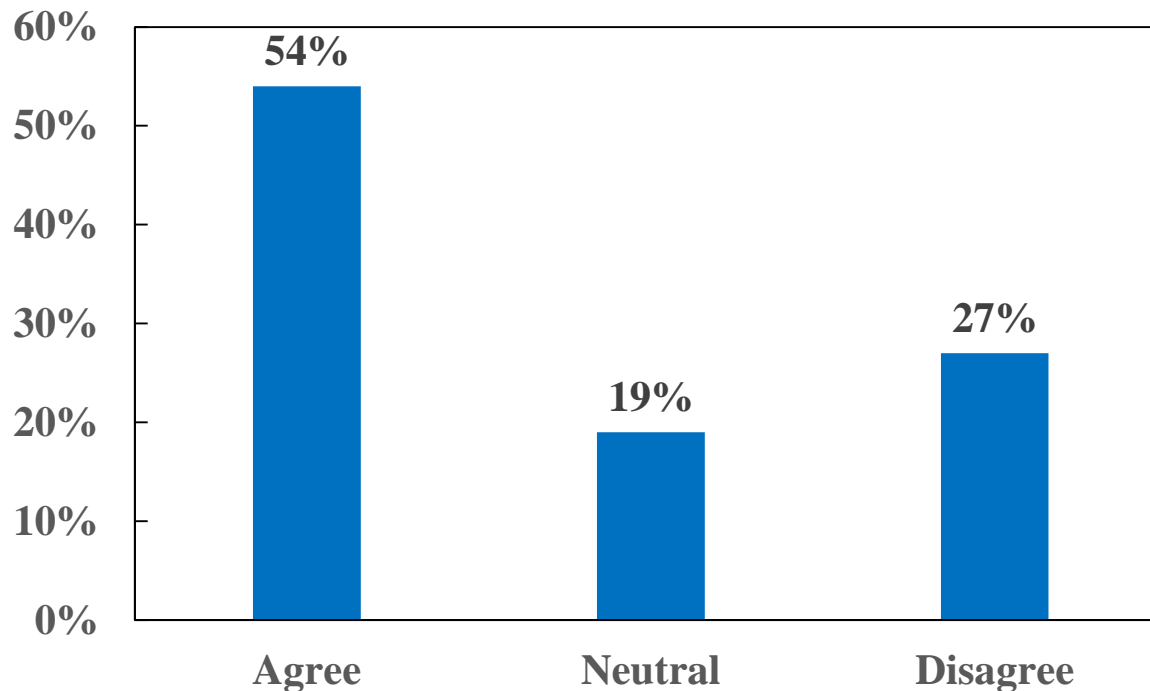
I believe I am better **engaged in class activities in flipped design in comparison to a traditional lecture classroom**



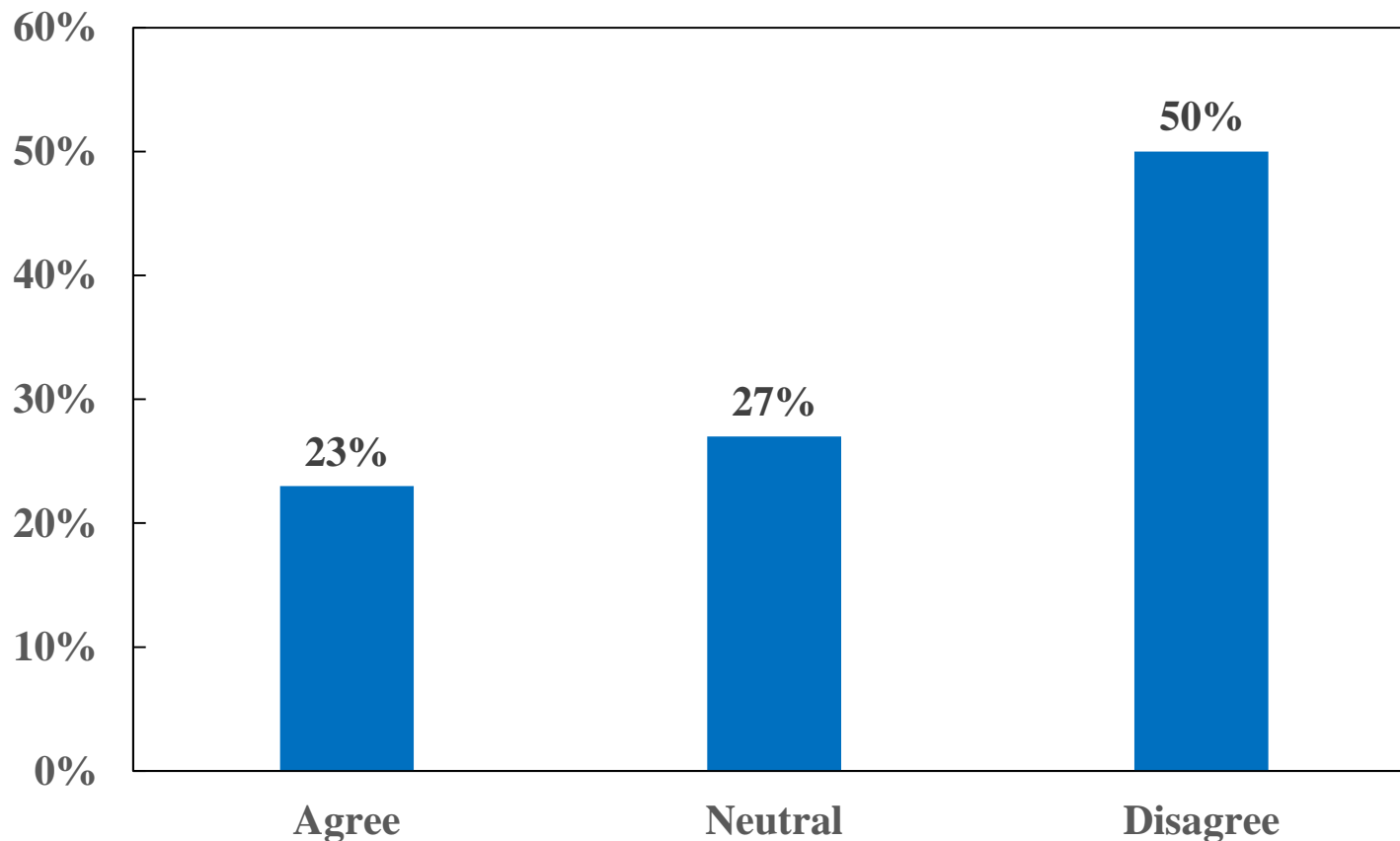
Class time was better spent on **active and engaging learning activities** rather than traditional lecturing



After participating in this flipped classroom I am **more likely to attend other flipped classes offered in the science or engineering programs**



**I would prefer taking this class
completely in person and not
doing any of it online**



Summary

- Flipped classroom provided more time in class to
 - Solve real-world problems
 - Active student engagement in discussions
- Just-in-time teaching allowed the instructor to spend more time on
 - Unclear concepts, where students need help
 - Important concepts
 - Decreased average error rate from 20% to 8%
- Peer-instruction
 - Enhanced student engagement in the class
 - Frequent testing allowed for longer memory



Discussion

- About 25% of students were unsatisfied
- If a student did not pay attention the video prior to the class (but completed the quiz), a flipped classroom environment can have more detrimental effect on learning
- Availability of videos allowed sincere students to have more resources

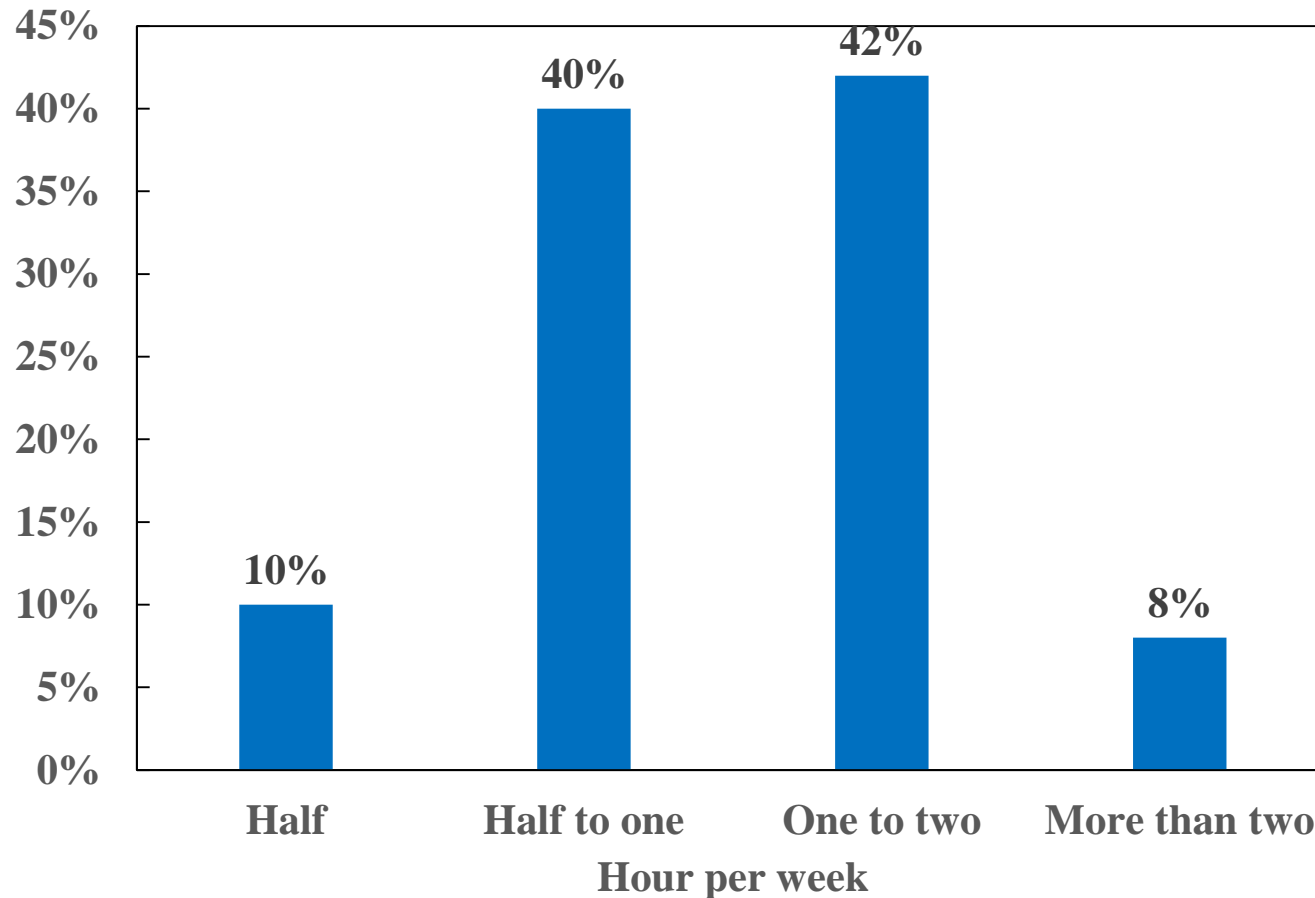


Questions?



SLIDE DESIGN © 2007.
BOARD OF REGENTS OF THE UNIVERSITY OF NEBRASKA.
ALL RIGHTS RESERVED.

In a week, **how much time** do you spend on watching videos outside of class



In a week, **how much time** do you spend on answering post-video questions outside of class

