

Role of three-body interactions in formation of bulk viscosity in liquid argon

LISHCHUK, Sergey

Available from Sheffield Hallam University Research Archive (SHURA) at:

<http://shura.shu.ac.uk/13503/>

This document is the author deposited version. You are advised to consult the publisher's version if you wish to cite from it.

Published version

LISHCHUK, Sergey (2012). Role of three-body interactions in formation of bulk viscosity in liquid argon. *The Journal of Chemical Physics*, 136, p. 164501.

Repository use policy

Copyright © and Moral Rights for the papers on this site are retained by the individual authors and/or other copyright owners. Users may download and/or print one copy of any article(s) in SHURA to facilitate their private study or for non-commercial research. You may not engage in further distribution of the material or use it for any profit-making activities or any commercial gain.

Role of three-body interactions in formation of bulk viscosity in liquid argon

S. V. Lishchuk

Citation: *J. Chem. Phys.* **136**, 164501 (2012); doi: 10.1063/1.4704930

View online: <http://dx.doi.org/10.1063/1.4704930>

View Table of Contents: <http://jcp.aip.org/resource/1/JCPSA6/v136/i16>

Published by the [American Institute of Physics](#).

Additional information on *J. Chem. Phys.*

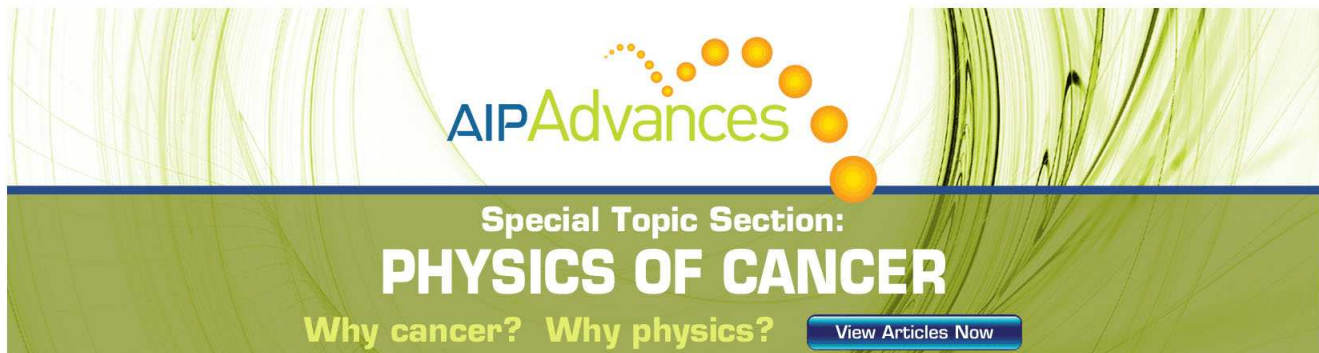
Journal Homepage: <http://jcp.aip.org/>

Journal Information: http://jcp.aip.org/about/about_the_journal

Top downloads: http://jcp.aip.org/features/most_downloaded

Information for Authors: <http://jcp.aip.org/authors>

ADVERTISEMENT



AIP Advances

Special Topic Section:
PHYSICS OF CANCER

Why cancer? Why physics? [View Articles Now](#)

Role of three-body interactions in formation of bulk viscosity in liquid argon

S. V. Lishchuk

Department of Mathematics, University of Leicester, Leicester LE1 7RH, United Kingdom and School of Food Science and Nutrition, University of Leeds, Leeds LS2 9JT, United Kingdom

(Received 3 January 2012; accepted 5 April 2012; published online 23 April 2012)

With the aim of locating the origin of discrepancy between experimental and computer simulation results on bulk viscosity of liquid argon, a molecular dynamic simulation of argon interacting via *ab initio* pair potential and triple-dipole three-body potential has been undertaken. Bulk viscosity, obtained using Green-Kubo formula, is different from the values obtained from modeling argon using Lennard-Jones potential, the former being closer to the experimental data. The conclusion is made that many-body inter-atomic interaction plays a significant role in formation of bulk viscosity.

© 2012 American Institute of Physics. [<http://dx.doi.org/10.1063/1.4704930>]

I. INTRODUCTION

Argon above its melting temperature is a typical simple fluid. Consisting of spherical atoms that interact via short-range repulsion and long-range attraction and are heavy enough for the quantum effects to be small, fluid argon and heavier noble gases are an excellent choice of a real system to be used for testing various approaches in classical theory of fluids.

An inter-particle interaction in argon is commonly represented by a well-known 12–6 Lennard-Jones pair potential,¹

$$v_{\text{LJ}}(r) = 4\epsilon_{\text{LJ}} \left[\left(\frac{\sigma_{\text{LJ}}}{r} \right)^{12} - \left(\frac{\sigma_{\text{LJ}}}{r} \right)^6 \right]. \quad (1)$$

The two parameters, σ_{LJ} and ϵ_{LJ} , are usually determined by fitting thermodynamic properties, derived from the potential (Eq. (1)) by theoretical or computational methods, to corresponding experimental data.

It is known that Lennard-Jones potential is only an approximation to real interaction in argon. Several experimental results obtained for argon at large pressures are better explained if a larger steepness, compared to Lennard-Jones, of argon–argon interaction potential at small inter-atomic separation distances is taken into account.^{2,3} Accurate argon–argon interatomic potentials have been calculated by direct *ab initio* quantum chemical calculations^{4–6} or obtained by inversion of experimental data.⁷ Moreover, many-body dispersion, exchange and induced polarization contributions to inter-atomic interactions are not small and noticeably influence thermodynamic properties of argon.^{8,9} The most widely used of these contributions is triple-dipole dispersion interaction, derived by Axilrod and Teller^{10,11} and Muto,¹² and account of this contribution in addition to *ab initio* pair potential is sufficient to describe thermodynamic properties of argon with good accuracy.^{13–17}

By virtue of Henderson theorem,^{18,19} which states that, for fluids with only pairwise interactions, and under given conditions of temperature and density, the pair potential which gives rise to a given radial distribution function $g(r)$

is unique up to a constant, the thermodynamic properties of the system with many-body interactions can be described by a model system with an appropriate *effective* pair potential. Generally, the effective potential depends on the thermodynamic state of the system and thermodynamic property to be described.^{20–22} Van der Hoef and Madden²¹ have demonstrated that the account of triple-dipole and dipole-dipole-quadrupole dispersion interactions moves the effective potential of argon towards Lennard-Jones form (1). Moreover, the possibility of consistent description of many thermodynamic properties of argon, using Lennard-Jones potential in a wide domain of thermodynamic states,^{23–25} suggests that the state dependence of the effective potential is weak.

There is no analogous reason for kinetic properties of a system with many-body interactions to be equivalent to those of a system with a corresponding effective pair potential. Nevertheless, experimental data on self-diffusion, shear viscosity, and thermal conductivity coefficients of argon have been shown to be accurately described by Lennard-Jones model with the parameters obtained by fitting thermodynamic data.^{26,27}

Bulk viscosity is a noticeable exception. Bulk viscosity of argon has been measured experimentally,^{28–35} and its behavior can be qualitatively described by the results of a molecular dynamics simulation of a Lennard-Jones system.³⁶ However, when results of simulations with Lennard-Jones potential are rescaled in an attempt to describe experimental data liquid argon, bulk viscosity, contrary to other kinetic properties, appears strongly underestimated (e.g., up to 50% in Ref. [27]).

In view of the above, I propose that the source of this discrepancy may lie in neglect of many-body interactions. Previous molecular dynamics simulations of systems consisting of 108 particles interacting via *ab initio* pair potential and Axilrod-Teller-Muto (ATM) interaction indicated that a triple-dipole interaction does not affect the bulk viscosity of liquid xenon near its triple point³⁷ and dense gaseous krypton.³⁸ However, the error in the values of bulk viscosity obtained from molecular dynamics simulation of the systems with such a small number of particles can be quite large. For example, the values of the reduced bulk viscosity of the Lennard-Jones

systems consisting of 128 and 256 particles at the reduced temperature $T^* = 0.722$ and the reduced density $\rho^* = 0.8442$, reported in Refs. 36 and 39–41, range from 0.89 to 1.47, with the ratio of the latter to the former of 1.65.

This paper presents the results of more accurate molecular dynamics simulations of a liquid consisting of 1372 argon atoms with *ab initio*+ATM interaction, which demonstrate that bulk viscosity, determined from Green-Kubo formulas, significantly changes with the account of three-body interaction, moving results towards experimental data.

II. INTERACTION

Nasrabad *et al.*¹⁶ undertook a Monte Carlo simulation of argon using combination of *ab initio* pair interaction⁴ and ATM triple-dipole dispersion interaction¹⁰ to test their ability to predict vapor-liquid equilibrium. Although more accurate *ab initio* pair potentials for argon have become available recently,^{5,6} and other many-body contributions to inter-atom interaction can be calculated,⁸ we use the same interaction as Nasrabad *et al.* because, being able to predict accurately the phase diagram of argon,¹⁶ it is computationally more efficient.

Specifically, the *ab initio* pair interaction potential used in the present work is described by a function¹⁶

$$u_2(r) = Ae^{-\alpha r + \beta r^2} + \sum_{n=3}^5 f_{2n}(r, b) \frac{C_{2n}}{r^{2n}}, \quad (2)$$

where

$$f_{2n}(r, b) = 1 - e^{-br} \sum_{k=0}^{2n} \frac{(br)^k}{k!}, \quad (3)$$

and numerical values of the parameters A , α , β , b , and C_{2n} are given in Ref. [16]. The ATM triple-dipole interaction has form¹⁰

$$u_3(r_{12}, r_{23}, r_{31}) = \nu \frac{1 + 3 \cos \alpha \cos \beta \cos \gamma}{r_{12}^3 r_{23}^3 r_{31}^3}, \quad (4)$$

where the r_{ik} are the lengths of the sides, α , β , and γ are the angles of the triangle formed by three argon atoms, and $\nu = 7.32 \times 10^{-108} \text{ J m}^9$ for argon.^{13,14}

For simulations of argon using Lennard-Jones potential (1) the values $\sigma_{\text{LJ}} = 3.3952 \text{ \AA}$ and $\epsilon_{\text{LJ}} = 116.79 \text{ K}$ are used.²⁵

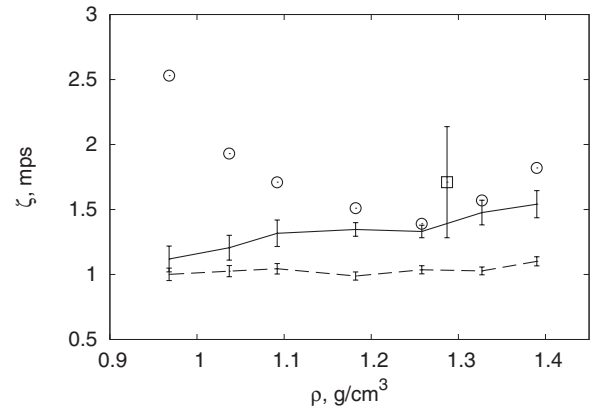


FIG. 1. Bulk viscosity of liquid argon at $T = (90 - 140) \text{ K}$. Error bars connected with solid and dashed lines correspond to the simulation results with *ab initio* + ATM and Lennard-Jones interaction, respectively. Experimental points are taken from Refs. [33] (circles, pressure 40 atm) and [29] (square with error bar, pressure 40 kg/cm²).

III. SIMULATION

Meier *et al.*³⁶ undertook a systematic study of the influence of the number of particles and the cutoff radius for pair interaction on the bulk viscosity of Lennard-Jones system. In view of their results, simulations were performed in a cubic box containing $N = 1372$ particles, and the cutoff radius for pair interactions was set to $5\sigma_{\text{LJ}}$. Three-body interactions were cut off when the distance between any pair of the atoms in the triplet exceeded one quarter of the simulation box length (around $3\sigma_{\text{LJ}}$ for the densities studied in this work). Usual periodic boundary conditions and minimum image convention were applied. The simulations were started with the particles in a face-centered-cubic lattice, with randomly assigned velocities. Forces arising from three-body interactions were calculated using formulas given by Allen and Tildesley,⁴² and an expression for forces due to *ab initio* pair interaction was obtained by applying gradient operator to Eq. (2). Newton's equations of motion were solved using velocity-Verlet algorithm with the time step $\Delta t \cdot \sqrt{\epsilon_{\text{LJ}}/m}/\sigma_{\text{LJ}} = 0.003$.

The runs were made at the experimental densities at various temperatures along the 40 atm isochore, taken from Ref. [33]. Every simulation was initiated in the *NVT* ensemble and run for at least 2×10^5 time steps to attain thermodynamic equilibrium. After equilibration the thermostat was

TABLE I. Bulk and shear viscosities of argon obtained from molecular dynamics simulations using Lennard-Jones (LJ) and *ab initio* pair + Axilrod-Teller-Muto three-body (AI+ATM) interaction, and corresponding experimental data.^{33,50} Error in the simulation data is calculated using Eq. (7).

$T, \text{ K}$	$\rho, \text{ g/cm}^3$	Bulk viscosity ζ , mps			Shear viscosity η , mps			
		LJ	AI+ATM	Ref. [33]	LJ	AI+ATM	Ref. [33]	Ref. [50]
90	1.390	1.10 ± 0.04	1.54 ± 0.10	1.82	2.31 ± 0.04	2.44 ± 0.07	2.33	2.57
100	1.327	1.03 ± 0.03	1.48 ± 0.09	1.57	1.78 ± 0.03	1.87 ± 0.06	1.86	1.92
110	1.258	1.04 ± 0.02	1.33 ± 0.05	1.39	1.38 ± 0.02	1.39 ± 0.03	1.51	1.48
120	1.182	0.99 ± 0.03	1.35 ± 0.05	1.51	1.09 ± 0.02	1.12 ± 0.02	1.19	1.15
130	1.092	1.04 ± 0.04	1.32 ± 0.10	1.71	0.86 ± 0.02	0.87 ± 0.03	0.88	0.89
135	1.037	1.03 ± 0.04	1.21 ± 0.10	1.93	0.73 ± 0.02	0.70 ± 0.03	0.760	0.77
140	0.968	1.00 ± 0.05	1.12 ± 0.10	2.53	0.65 ± 0.02	0.65 ± 0.03	0.642	0.65

turned off and the *NVE* ensemble was invoked to calculate bulk and shear viscosities. The length of the production period was 4×10^6 time steps for the system interacting via Lennard-Jones potential, and between 10^6 and 3×10^6 time steps for the system with *ab initio* + ATM interaction, depending on the state point.

Bulk viscosity, ζ , and shear viscosity, η , were calculated using Green-Kubo formulas⁴³

$$\zeta = \frac{V}{k_B T} \int_0^\infty \langle \delta p(t) \delta p(t_0) \rangle dt, \quad (5)$$

$$\eta = \frac{V}{k_B T} \int_0^\infty \langle \sigma_{\alpha\beta}(t) \sigma_{\alpha\beta}(t_0) \rangle dt, \quad (6)$$

where V is volume, k_B is Boltzmann constant, T is temperature, t is time, $\delta p = p - \langle p \rangle$ is the deviation of the instantaneous pressure p from its average value $\langle p \rangle$, $\sigma_{\alpha\beta}$ is an off-diagonal element of the stress tensor, the angular brackets denote equilibrium ensemble averages over short trajectory sections of the phase-space trajectory of the system with multiple (every time step) time origins t_0 . The stress tensor was calculated using formulas given by Lee and Cummings.⁴⁴ The integration in Eqs. (5) and (6) was carried out up to $\tau_L = L/c$, where L is simulation box length and c is sound velocity taken from Ref. [33]. Depending on the state point, the value of τ_L was between 4.80 and 11.25 ps. The statistical error in time correlation functions was estimated using formula given by Frenkel and Smit,⁴⁵

$$\sigma(\langle X(t)X(0) \rangle) \approx \sqrt{\frac{2\tau_X}{t_{\text{run}}}} \langle X^2(0) \rangle, \quad (7)$$

where t_{run} is the length of the simulation, and the correlation time τ_X was approximated as the time during which time correlation function decays $e \approx 2.718$ times.

IV. RESULTS

Figure 1 and Table I present simulation results for the bulk viscosity obtained using *ab initio* + ATM (Eqs. (2) and (4)) and Lennard-Jones (Eq. (1)) interaction, respectively. Bulk viscosity, determined from Green-Kubo

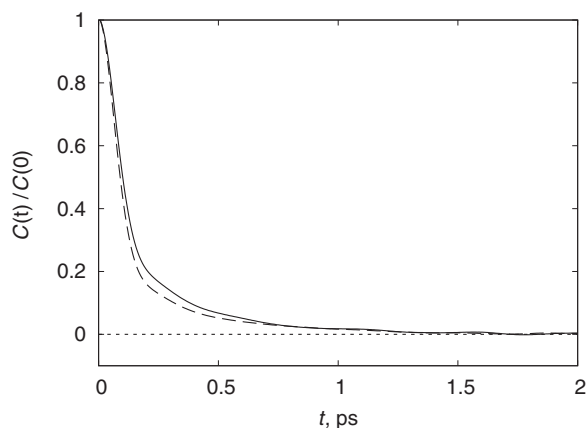


FIG. 2. Time-correlation functions $C(t)$ used for calculation of bulk viscosity at density 1.258 g/cm^3 . Solid and dashed lines correspond to the simulation results with *ab initio* + ATM and Lennard-Jones interaction, respectively.

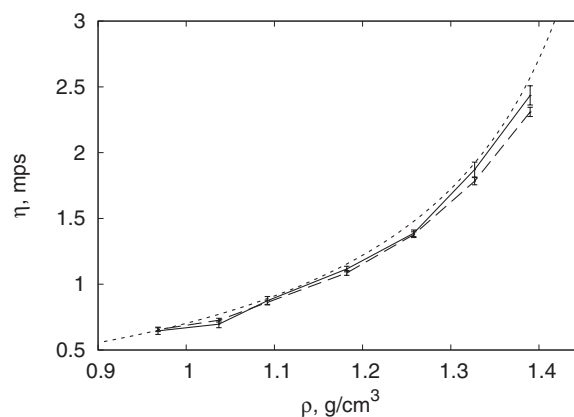


FIG. 3. Shear viscosity of liquid argon at $T = (90 - 140) \text{ K}$. Error bars connected with solid and dashed lines correspond to the simulation results with *ab initio* + ATM and Lennard-Jones interaction, respectively. Dotted line corresponds to the interpolation data for pressure 40 atm taken from Ref. [50].

formulas, changes with the account of three-body interaction, moving towards experimental data. However, this change is not sufficient to obtain numerical agreement with experiment, especially at lower densities. Typical behavior of time correlation functions $C(t) = \langle \delta p(t) \delta p(0) \rangle$ is shown in Fig. 2.

Fernandez *et al.*²⁷ demonstrated that, contrary to bulk viscosity, the values of shear viscosity of argon obtained from molecular dynamics simulation of a Lennard-Jones system agree with experimental data. Lee and Cummings⁴⁴ and Marcelli *et al.*⁴⁶ found that the influence of triple-dipole interaction on shear viscosity of argon is small. The results of the present simulation, shown in Fig. 3 and Table I, agree with these findings.

V. CONCLUSION

The message of this paper is that many-body interactions play a more substantial role in determining the value of the bulk viscosity than other transport coefficients. The present results from the molecular dynamic simulation of liquid argon demonstrate that even account of a single many-body contribution, ATM triple-dipole interaction, shifts the values of the bulk viscosity of argon towards experimental data. Larger sensitivity of the bulk viscosity to many-body interaction, compared to other transport coefficients, can be intuitively explained in the case of gaseous state. Bulk viscosity of a non-relativistic monoatomic gas calculated from the Boltzmann equation, which takes into account only pair collisions of atoms, appears to be zero, in contrast to heat conductivity and shear viscosity which have non-zero values in the same approximation.⁴⁷ A non-zero value of bulk viscosity appears in the approximations corresponding to higher order terms in the virial expansion,^{48,49} which correspond to the explicit account of at least three-atom collisions which, in turn, are sensitive to three-body inter-atomic interaction.

ACKNOWLEDGMENTS

I thank Professor Jadran Vrabec, Dr. Andrey Brukhno, and Dr. Ian Halliday for stimulating discussions.

- ¹J. E. Lennard-Jones, *Proc. Phys. Soc.* **43**, 461 (1931).
- ²V. Y. Bardic, N. P. Malomuzh, and V. M. Sysoev, *J. Mol. Liq.* **120**, 27 (2005).
- ³V. Y. Bardic, N. P. Malomuzh, K. S. Shakun, and V. M. Sysoev, *J. Mol. Liq.* **127**, 96 (2006).
- ⁴S. M. Cybulski and R. R. Toczyłowski, *J. Chem. Phys.* **111**, 10520 (1999).
- ⁵B. Jäger, R. Hellmann, E. Bich, and E. Vogel, *Mol. Phys.* **107**, 2181 (2009).
- ⁶K. Patkowski and K. Szalewicz, *J. Chem. Phys.* **133**, 094304 (2010).
- ⁷R. A. Aziz, M. J. Slaman, and A. R. Janzen, *Phys. Rev. E* **49**, 5310 (1994).
- ⁸M. J. Elrod and R. J. Saykally, *Chem. Rev.* **94**, 1975 (1994).
- ⁹N. Jakse and J.-L. Bretonnet, *J. Phys.: Condens. Matter* **15**, S3455 (2003).
- ¹⁰B. M. Axilrod and E. Teller, *J. Chem. Phys.* **11**, 299 (1943).
- ¹¹B. M. Axilrod, *J. Chem. Phys.* **19**, 719 (1951).
- ¹²Y. Muto, *Nippon Sugaku Butsuri Gakkwaishi* **17**, 629 (1943).
- ¹³J. A. Barker, D. Henderson, and W. R. Smith, *Phys. Rev. Lett.* **21**, 134 (1968).
- ¹⁴J. A. Anta, E. Lomba, and M. Lombardero, *Phys. Rev. E* **55**, 2707 (1997).
- ¹⁵K. Leonhard and U. K. Deiters, *Mol. Phys.* **98**, 1603 (2000).
- ¹⁶A. E. Nasrabad, R. Laghaei, and U. K. Deiters, *J. Chem. Phys.* **121**, 6423 (2004).
- ¹⁷L. Wang and R. J. Sadus, *Phys. Rev. E* **74**, 021202 (2006).
- ¹⁸R. L. Henderson, *Phys. Lett. A* **49**, 197 (1974).
- ¹⁹J. T. Chayes, L. Chayes, and E. H. Lieb, *Commun. Math. Phys.* **93**, 57 (1984).
- ²⁰G. Casanova, R. J. Dulla, D. A. Jonah, J. S. Rowlinson, and G. Saville, *Mol. Phys.* **18**, 589 (1970).
- ²¹M. A. van der Hoef and P. A. Madden, *J. Chem. Phys.* **111**, 1520 (1999).
- ²²A. A. Louis, *J. Phys.: Condens. Matter* **14**, 9187 (2002).
- ²³J. Fischer, R. Lustig, H. Breitenfelder-Manske, and W. Lemming, *Mol. Phys.* **52**, 485 (1984).
- ²⁴S. D. Bembenek and B. M. Rice, *Mol. Phys.* **97**, 1085 (1999).
- ²⁵J. Vrabec, J. Stoll, and H. Hasse, *J. Phys. Chem. B* **105**, 12126 (2001).
- ²⁶J. A. Fernandez, J. Vrabec, and H. Hasse, *Int. J. Thermophys.* **25**, 175 (2004).
- ²⁷J. A. Fernandez, J. Vrabec, and H. Hasse, *Fluid Phase Equilib.* **221**, 157 (2004).
- ²⁸D. G. Naugle, *J. Chem. Phys.* **42**, 3725 (1965).
- ²⁹D. G. Naugle, J. H. Lunsford, and J. R. Singer, *J. Chem. Phys.* **45**, 4669 (1966).
- ³⁰D. G. Naugle, *J. Chem. Phys.* **44**, 741 (1966).
- ³¹D. S. Swyt, J. F. Havlice, and E. F. Carome, *J. Chem. Phys.* **47**, 1199 (1967).
- ³²W. M. Madigosky, *J. Chem. Phys.* **46**, 4441 (1967).
- ³³J. A. Cowan and R. N. Ball, *Can. J. Phys.* **50**, 1881 (1972).
- ³⁴B. Y. Baharudin, D. A. Jackson, P. E. Schoen, and J. Rouch, *Phys. Lett. A* **51**, 409 (1975).
- ³⁵P. Malbrunot, A. Boyer, E. Charles, and H. Abachi, *Phys. Rev. A* **27**, 1523 (1983).
- ³⁶K. Meier, A. Laesecke, and S. Kabelac, *J. Chem. Phys.* **122**, 014513 (2005).
- ³⁷D. Levesque, J. J. Weis, and J. Vermesse, *Phys. Rev. A* **37**, 918 (1988).
- ³⁸D. Levesque and J. J. Weis, *Phys. Rev. A* **37**, 3967 (1988).
- ³⁹D. M. Heyes, *J. Chem. Soc., Faraday Trans.* **80**, 1363 (1984).
- ⁴⁰D. Levesque and L. Verlet, *Mol. Phys.* **61**, 143 (1987).
- ⁴¹C. Hoheisel, R. Vogelsang, and M. Schoen, *J. Chem. Phys.* **87**, 7195 (1987).
- ⁴²M. P. Allen and D. J. Tildesley, *Computer Simulation of Liquids* (Oxford University Press, 1991).
- ⁴³M. S. Green, *J. Chem. Phys.* **22**, 398 (1954).
- ⁴⁴S. H. Lee and P. T. Cummings, *J. Chem. Phys.* **101**, 6206 (1994).
- ⁴⁵D. Frenkel and B. Smit, *Understanding Molecular Simulation* (Academic, 2002).
- ⁴⁶G. Marcelli, B. D. Todd, and R. J. Sadus, *Phys. Rev. E* **63**, 021204 (2001).
- ⁴⁷E. M. Lifshitz and L. P. Pitaevskii, *Physical Kinetics* (Butterworth-Heinemann, 1981).
- ⁴⁸S. T. Choh and G. E. Uhlenbeck, *The kinetic theory of phenomena in dense gases*, Navy Theoretical Physics, Contract No. Nonr 1224(15) (1958).
- ⁴⁹F. B. Baimbetov and N. B. Shaltykov, *Int. J. Heat Mass Transfer* **27**, 1781 (1984).
- ⁵⁰*NIST Chemistry WebBook*, edited by Linstrom and Mallard, NIST Standard Reference Database No. 69 (National Institute of Standards and Technology, Gaithersburg, MD, 20899, retrieved May 31, 2011), see <http://webbook.nist.gov>.