



Cite this: *Catal. Sci. Technol.*, 2016, **6**, 5801

Received 25th April 2016,
Accepted 24th June 2016

DOI: 10.1039/c6cy00899b

www.rsc.org/catalysis

The selective hydrogenation of aromatic compounds to cyclohexanes was found to be promoted by chitin-supported ruthenium nanoparticles (Ru/chitin) under near-neutral, aqueous conditions without the loss of C–O/C–N linkages at benzylic positions.

The catalytic hydrogenation of arenes is a straightforward and hugely important method by which cyclohexanes are produced.^{1,2} However, a major issue with this transformation is the need to suppress the competitive hydrogenolysis of reactive carbon–heteroatom linkages (*e.g.* C–O and C–N bonds) at benzylic positions.^{3,4} Attempts to address this problem typically focus on using acetic acid as a (co-)solvent in the presence of late transition metal catalysts such as PtO₂,^{5a},^b Rh–PtO₂,^{5c} RuO₂,^{6a} Ru/Al₂O₃,^{6b} and Rh/Al₂O₃.⁷ The most frequently used catalysts are Ru/Al₂O₃ or, substantially more expensive, Rh/Al₂O₃. However, irrespective of the choice of catalyst, the use of acidic reaction media is incompatible with substrates bearing acid-sensitive functionalities such as epoxides and tertiary benzylic alcohols. Recently studied catalysts that have allowed the selective arene hydrogenation of benzyl alcohols or ethers in the absence of acidic additives include Rh/AlO(OH),^{8a} Ru/MCM-41,^{8b} Ru/CNF-P,^{9a,b} Rh/CNF-T^{9c} and Ru/HPS-NR₃Cl.^{9d} In particular, Motoyama and Nagashima elegantly demonstrated the simultaneous tolerance of epoxide and benzylic C–O functionalities using Rh/CNF-T or Ru/HPS-NR₃Cl.^{9c,d} However, with the exception of the Ru/HPS-NR₃Cl system, which utilized H₂O as a solvent,^{9d} these reactions were typically run in hydrocarbons or polyethylene glycol.^{10,11} The development of catalytic systems that operate under aqueous conditions remains strongly in demand, since it promises a route to functionalized, water-soluble cyclohex-

Selective hydrogenation of arenes to cyclohexanes in water catalyzed by chitin-supported ruthenium nanoparticles†

Yuna Morioka,^a Aki Matsuoka,^a Kellie Binder,^b Benjamin R. Knappett,^b Andrew E. H. Wheatley^{*b} and Hiroshi Naka^{*a}

anes for applications in materials and biological sciences.^{4g,12} We here disclose that chitin-supported ruthenium nanoparticles (Ru/chitin) efficiently catalyze arene hydrogenation under aqueous conditions without hydrogenolyzing C–O/C–N bonds at the benzylic positions.

In recent work we established that Ru/chitin serves as an efficient catalyst for the hydration of nitriles to amides under aqueous conditions.^{13,14} Based on this result, we reasoned that Ru/chitin should also be suited to the chemoselective hydrogenation of functionalized arenes because the nitrile hydration operated under near-neutral conditions¹³ and supported ruthenium nanoparticles are known to be good catalysts for arene hydrogenation.^{6,8b,9a,b,10a–d,15} As shown in Table 1, the activity of Ru was tested in the hydrogenation of benzyl glycidyl ether (**1a**) to cyclohexylmethyl glycidyl ether (**2a**). This reaction allowed the monitoring of both reactivity and selectivity for arene hydrogenation over hydrogenolysis at the benzylic position or acid/base-mediated opening of the oxirane ring.^{9c,16} Currently known catalysts effective in this transformation are limited to just two tailor-made systems: Rh/CNF-T (rt, 12 h)^{9c} and Ru/HPS-NR₃Cl (30 °C, 24 h).^{9d,17} Ru/chitin can be prepared by simple impregnation–reduction using inexpensive RuCl₃·3H₂O, NaBH₄ and commercially available chitin under aqueous conditions and in the absence of capping agents.¹³ Results demonstrate that the hydrogenation of **1a** was effectively catalyzed by Ru/chitin. When a mixture of **1a** (1.0 mmol), H₂O (5 mL) and Ru/chitin (0.8 wt%, 0.008 mmol of Ru, 0.8 mol% Ru) was stirred at 50 °C under a H₂ atmosphere (2 MPa), the hydrogenation was completed within 1.5 h and cyclohexane **2a** was obtained in 98% yield (Table 1, entry 1). ICP-AES on the Ru/chitin catalyst before and after the hydrogenation cycle established that only negligible leaching of Ru (4.2 ppm) took place during the catalytic test. The hydrogenation proceeded in water with no detectable loss of the C–O linkages in the substrates, there being no appreciable formation of side products **3a–6a**. This result was reproducible (¹H NMR yields of **2a** in separate runs: 97, 95 and 97%). Product **2a** could be isolated in 84%

^a Department of Chemistry and Research Center for Materials Science, Nagoya University, Chikusa, Nagoya, 464-8602, Japan. E-mail: h_naka@nagoya-u.jp

^b Department of Chemistry, University of Cambridge, Lensfield Road, Cambridge, CB2 1EW, UK. E-mail: aehw2@cam.ac.uk

† Electronic supplementary information (ESI) available. See DOI: 10.1039/c6cy00899b



Table 1 Hydrogenation of 1a to 2a^a

Entry	Catalyst	Conv. of 1a ^b (%)	Yield of 2a ^b (%)	Combined yield of 3a and 4a ^c (%)	Combined yield of 5a and 6a ^b (%)
1	Ru/chitin	>99	98	<1	<1
2	None	<1	<1	<1	<1
3	Chitin	4	<1	<1	<1
4	RuCl ₃ ·3H ₂ O	>99	75	6	12
5	RuO ₂ ^d	1	<1	1	<1
6	Ru/cellulose	>99	97	2	<1
7	Ru/chitosan	47	41	<1	<1
8	Ru/γ-Al ₂ O ₃	40	36	3	<1
9	Ru/C	51	43	4	1
10	Ru/Al ₂ O ₃ ^{d,e}	19	15	2	<1
11	Rh/Al ₂ O ₃ ^{d,e}	>99	92	5	<1
12	Ru/C ^{d,e}	>99	87	4	7
13	Rh/C ^{d,e}	>99	24	25	38
14	Pd/C ^{d,f}	96	<1	25	69

chitin: R = NHCOCH₃

cellulose: R = OH

chitosan: R = NH₂

3a

5a

4a

6a

^a Conditions: 1a (1.0 mmol), catalyst (0.8 mol% Ru) and H₂O (5 mL) at 50 °C for 1.5 h under H₂ (2 MPa). ^b Determined by ¹H NMR using mesitylene as an internal standard. ^c GC-MS yield using *n*-octane as an internal standard. ^d Purchased from commercial suppliers. ^e 5 wt% Ru or Rh. ^f 10 wt% Pd.

yield after removal of the catalyst and SiO₂ column chromatography, with Ru contamination proving lower than the detection limit of ICP-AES (<1 ppb). Results demonstrate that both ruthenium and chitin were necessary for selective arene hydrogenation (entry 1 vs. entries 2–5). Moreover, heterogeneous catalysts prepared analogously to Ru/chitin but using cellulose, chitosan, γ-Al₂O₃ or carbon promoted arene hydrogenation but with lower selectivity (entries 6–9). Among these, hydrogenation with Ru/cellulose^{15c} was also found to be distinctly effective, although appreciable amounts of side-products were formed through hydrogenolysis (Table 1, entry 6). Results obtained using commercially available catalysts are summarized in entries 10–14. Rh/Al₂O₃ (Sigma-Aldrich) proved efficient (2a: 92% yield) but induced partial hydrogenolysis to 3a or 4a (entry 11). Lastly, Ru/C (TCI)¹⁸ was also a moderately good catalyst (2a: 87% yield) but caused competing epoxide ring-opening (entry 12).¹⁹

Results in Table 2 demonstrate that Ru/chitin-promoted selective arene hydrogenation was compatible with benzylic C–O or C–N linkages in alcohol, ether, amide and amino functionalities in a wide range of substrates (1b–k_{Na}). The corresponding cyclohexanes 2b–k_{Na} were obtained in good-to-excellent isolated yields, with the products typically being isolated by distillation or column chromatography after simply removing the catalyst by filtration or centrifugation. Hydrogenation of significantly acid-sensitive benzyl alcohols 1d and

Table 2 Catalytic hydrogenation of arenes (1) to cyclohexanes (2) with Ru/chitin^a

Entry	1 (1.0 mmol) + 3 or 6H ₂ (2 MPa)	Substrate (1) (conditions)	Conv. ^b (%)	Product (2)	Yield ^{b,c} (%)
1		1b (100 °C, 6 h)	>99	2b	90 [66 ^d]
2		(S)-1c (S:R = 97:3) ^e (50 °C, 3 h)	>99	(S)-2c (S:R = 94:6) ^e	95 [92]
3		1d (50 °C, 3 h)	>99 ^f	2d	90 [88]
4		1e (50 °C, 6 h)	>99 ^f	2e	79 [75]
5		(R)-1f _{Na} (S:R = 1:99) ^g (100 °C, 3 h)	91 ^f	(R)-2f _{Na} (S:R = 1:99) ^e	85 [82 ^h]
6		1g (100 °C, 3 h)	>99	2g	99 [93]
7		1h (100 °C, 3 h)	>99	2h	97 [95]
8		1i·HCl (100 °C, 3 h)	>99	2i·HCl	93 [92]
9		(S)-1j·HCl (S:R = 99:1) ^e (100 °C, 3 h)	>99	(S)-2j·HCl (S:R = 96:4) ^e	96 [91]
10		(S)-1k _{Na} (100 °C, 3 h)	>99	2k _{Na} ⁱ	96 [90 ^j]



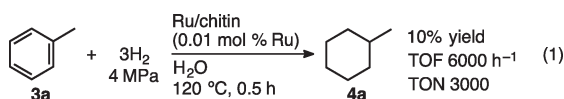
Table 2 (continued)

Entry	1 1.0 mmol Substrate (1) (conditions)	+	3 or 6H ₂ 2 MPa	Ru/chitin (0.8 mol % Ru) H ₂ O, conditions	2 Product (2)	Yield ^{b,c} (%)
11	(S)-1 _{Na} (100 °C, 6 h)				2 _{Na} ⁱ	>99 95 [91 [†]]

^a Conditions: 1 (0.50 or 1.0 mmol), Ru/chitin (0.8 mol% Ru), H₂O (5 mL) and H₂ (2 MPa). ^b Determined by ¹H NMR using mesitylene as an internal standard. ^c Isolated yield in parentheses. ^d Low yield due to the volatile nature of the product. ^e Absolute configuration and optical purity were determined by a polarimeter and chiral GC analyses. ^f Side-products were detected: entry 3, 4d (3%); entry 4, 6e (7%); entry 5, 4f_{Na} (6%). ^g As indicated by the supplier. ^h Yield of carboxylic acid (R)-2f after the addition of HCl aq. ⁱ Optical purity was not determined. ^j Yield of 2-HCl after the addition of HCl aq.

1e proceeded without loss of the C–O bonds (Table 2, entries 3 and 4).²⁰ Marginal amounts of side-products were detected when using 1d–f_{Na} (entries 3–5). The absolute configurations of (S)-1c, (R)-1f_{Na} and (S)-1j·HCl were retained under our reaction conditions (entries 2, 5 and 9).²¹ Unfortunately, double hydrogenation of dibenzyl ether or dibenzylamine·HCl was sluggish due to low reactivity and competitive hydrogenolysis at the benzylic positions.²² However, arene 1h could be doubly hydrogenated to give the dicyclohexyl analogue 2h in excellent yield (entry 7). By virtue of the aqueous conditions used, hydrophilic sodium carboxylates 1f_{Na} and 1k_{Na} as well as ammonium salts 1i·HCl and 1j·HCl could be effectively converted to give the corresponding salts of substituted cyclohexanes (entries 5, 8–10). In particular, the hydrogenation of 1k_{Na} to 2k_{Na} represents an important route for preparing non-standard amino acid-bearing hydrophobic cyclohexyl rings from more accessible aromatic analogues.^{4g,12} In a similar vein, the hydrogenation of sodium phenylalanate (1l_{Na}) with Ru/chitin also gave the corresponding cyclohexyl-bearing amino acid 2l_{Na} in high yield (entry 11). The substrate scope of other typical aromatic rings is summarized in Table S3.†

The hydrogenation of toluene (3a) by Ru/chitin in water showed a turnover frequency (TOF) of 6000 h⁻¹ and a turnover number (TON) of 3000 based on the amount of consumed H₂ (eqn (1)). These values are higher than or comparable to those in previously reported hydrogenations of 3a in water with other Ru or Rh catalysts (Ru: TOF and TON, 10–2700 h⁻¹ and 240–2700; Rh: 100–11 000 h⁻¹ and 300).^{4e,9d,10}



The reusability of the Ru/chitin catalyst was tested over seven consecutive reductions of 1a, with the catalyst being recovered by centrifugation each time. Results indicated only a modest loss of catalytic activity and selectivity (hydrogenation of 1a: 1st run, 98% yield; 2nd run, 96% yield; 3rd run, 94%; 4th run, 90%; 5th run, 89%; 6th run, 87%; 7th run, 87%, Table S4†). This behavior was investigated by HRTEM analysis (Fig. 1). Analysis after either 1 or 6 hydrogenation cycles suggested that the nanoparticles continued to incorporate pristine metal, with an observed *d*-spacing of 2.14–2.17 Å attributed to the Ru(002) plane of Ru⁰. However, nanoparticle sintering was clearly observed after repeated testing, with the mean particle size growing from 2.3 ± 0.3 nm in the fresh catalyst (Fig. 1a) to 3.5 ± 0.8 nm after 6 hydrogenation cycles (Fig. 1c). TEM, EDX and XRD analyses of the as-prepared Ru catalysts (Fig. S1–S9†) suggest that 2–3 nm nanoparticles represent both the most efficient and selective of the catalysts tested. Interestingly, results point to the inexpensive polysaccharide supports chitin and cellulose accommodating such particles (Table S5 and Fig. S10†) more readily than other commercially available supports do when using the same preparative route. Though one commercially sourced Ru/C catalyst

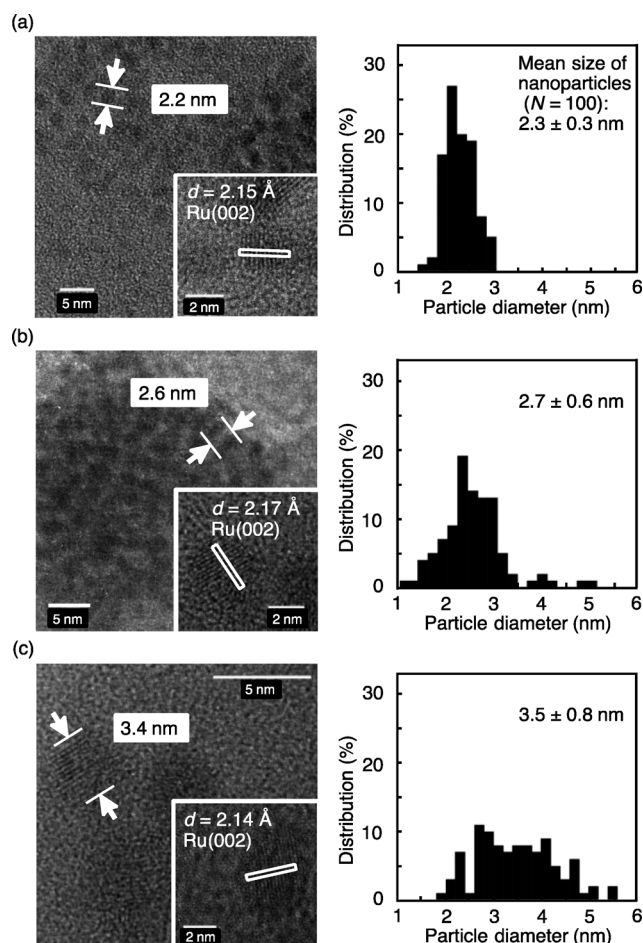


Fig. 1 TEM images and particle size distributions of Ru/chitin: (a) as prepared, (b) after 1 cycle and (c) after 6 cycles of hydrogenation of 1a.



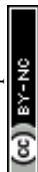
contains comparably-sized nanoparticles, the selectivity is lower than Ru/chitin or Ru/cellulose (Fig. S8 and Table S5[†]).

In summary, we have prepared 2–3 nm chitin-supported ruthenium nanoparticles in the absence of additional capping agents. They have promoted efficient hydrogenation of arenes to cyclohexanes under near-neutral, aqueous conditions, with hydrogenation taking place to the exclusion of hydrogenolysis of normally reactive C–O and C–N linkages. Of importance, preliminary data point to the use of this readily available, environmentally benign support material being synonymous with the generation of nanoparticles whose dimensions provide both excellent conversion and selectivity. Ongoing work is seeking to more precisely investigate morphological changes exhibited by Ru/chitin in order to counteract the modest loss of activity after multiple hydrogenation cycles and to assess the possibility of developing these systems in a microfluidic context.

This work was financially supported by the Ichihara International Scholarship Foundation (to H. N.), the Institute for Quantum Chemical Exploration (to H. N.), MEXT (Japan) through its program “Integrated Research on Chemical Synthesis” (to H. N.) and the Royal Society through its International Exchange Scheme (to A. E. H. W. and H. N.). K. B. and B. R. K. thank the UK EPSRC (EP/J500380/1). Y. M. and A. M. acknowledge the IGER program at NU. We thank Professors R. Noyori (NU), S. Saito (NU) and K. Shimizu (Hokkaido U) for their helpful comments. Unprocessed data for this paper are available at the University of Cambridge data repository (see <http://dx.doi.org/10.17863/CAM.432>).

Notes and references

- M. J. Palframan and A. F. Parsons, Product class 4: Five Membered and Larger-Ring Cycloalkanes, in *Science of Synthesis*, ed. H. Hiemstra, E. Schaumann and M. S. Baird, Thieme, Stuttgart, 2009, vol. 48, section 48.4, pp. 647–693.
- (a) S. Nishimura, Hydrogenation of Aromatic Compounds, in *Handbook of Heterogeneous Catalytic Hydrogenation for Organic Synthesis*, John Wiley & Sons, Inc., New York, 2001, ch. 11, pp. 414–496; (b) F. Foubelo and M. Yus, Reduction/Hydrogenation of Aromatic Rings, in *Arene Chemistry*, ed. J. Mortier, John Wiley & Sons, Inc., New Jersey, 2015, pp. 339–364.
- (a) H. Adkins and L. W. Covert, *J. Phys. Chem.*, 1931, 35, 1684–1691; (b) Y. Takagi, T. Naito and S. Nishimura, *Bull. Chem. Soc. Jpn.*, 1964, 37, 585–587.
- Selective arene hydrogenation remains a major issue in current synthetic chemistry: (a) I. S. Park, M. S. Kwon, K. Y. Kang, J. S. Lee and J. Park, *Adv. Synth. Catal.*, 2007, 349, 2039–2047; (b) R. Baumgartner, G. K. Stieger and K. McNeil, *Environ. Sci. Technol.*, 2013, 47, 6545–6553; (c) C. Moreno-Marrodan, F. Liguori, E. Mercadé, C. Godard, C. Claver and P. Barbaro, *Catal. Sci. Technol.*, 2015, 5, 3762–3772; (d) W. Gu, M. M. Stalzer, C. P. Nicholas, A. Bhattacharyya, A. Motta, J. R. Gallagher, G. Zhang, J. T. Miller, T. Kobayashi, M. Pruski, M. Delferro and T. J. Marks, *J. Am. Chem. Soc.*, 2015, 137, 6770–6780; (e) C.-H. Pélisson, A. Denicourt-Nowicki and A. Roucoux, *ACS Sustainable Chem. Eng.*, 2016, 4, 1834–1839; (f) M. M. Stalzer, C. P. Nicholas, A. Bhattacharyya, A. Motta, M. Deferro and T. J. Marks, *Angew. Chem., Int. Ed.*, 2016, 55, 5263–5267; (g) B. Sun and G. Süß-Fink, *J. Organomet. Chem.*, 2016, 812, 81–86.
- (a) S. Nishimura, *Bull. Chem. Soc. Jpn.*, 1959, 32, 1155–1157; (b) P.-E. Tong, P. Li and A. S. C. Chan, *Tetrahedron: Asymmetry*, 2001, 12, 2301–2304; (c) S. Nishimura and H. Taguchi, *Bull. Chem. Soc. Jpn.*, 1963, 36, 353–355.
- (a) Y. Takagi, T. Naito and S. Nishimura, *Bull. Chem. Soc. Jpn.*, 1964, 37, 585–587; (b) Z. Tang, Z. Yang, X. Chen, L. Cun, A. Mi, Y. Jiang and L. Gong, *J. Am. Chem. Soc.*, 2005, 127, 9285–9289.
- (a) J. H. Stocker, *J. Org. Chem.*, 1962, 27, 2288–2289; (b) S. Siegel, *Rhodium on Alumina*, in *Encyclopedia of Reagents for Organic Synthesis*, ed. L. A. Paquette, D. Crich, P. L. Fuchs and G. A. Molander, Wiley, Chichester, 2009, vol. 11, pp. 8559–8563; (c) F. Jing, M. R. Smith III and G. L. Baker, *Macromolecules*, 2007, 40, 9304–9312.
- (a) I. S. Park, M. S. Kwon, K. Y. Kang, J. S. Lee and J. Park, *Adv. Synth. Catal.*, 2007, 349, 2039–2047; (b) H.-W. Lin, C. H. Yen and C.-S. Tan, *Green Chem.*, 2012, 14, 682–687.
- (a) Y. Motoyama, M. Takasaki, K. Higashi, S.-H. Yoon, I. Mochida and H. Nagashima, *Chem. Lett.*, 2006, 35, 876–877 (CNF-P = platelet carbon nanofibers); (b) M. Takasaki, Y. Motoyama, K. Higashi, S.-H. Yoon, I. Mochida and H. Nagashima, *Chem. – Asian J.*, 2007, 2, 1524–1533; (c) Y. Motoyama, M. Takasaki, S.-H. Yoon, I. Mochida and H. Nagashima, *Org. Lett.*, 2009, 11, 5042–5045 (CNF-T = tubular carbon nanofibers); (d) L. Gao, K. Kojima and H. Nagashima, *Tetrahedron*, 2015, 71, 6414–6423 (HPS-NR3Cl = ammonium salts of hyperbranched polystyrene).
- For examples of Ru or Rh nanoparticle catalysts for arene hydrogenation in water, see: Ru: (a) A. Nowicki, Y. Zhang, B. Léger, J.-P. Rolland, H. Bricout, E. Monflier and A. Roucoux, *Chem. Commun.*, 2006, 296–298; (b) A. Nowicki, V. Le Boulaire and A. Roucoux, *Adv. Synth. Catal.*, 2007, 349, 2326–2330; (c) L. Song, X. Li, H. Wang, H. Wu and P. Wu, *Catal. Lett.*, 2009, 133, 63–69; (d) C. Hubert, A. Denicourt-Nowicki, A. Roucoux, D. Landy, B. Leger, G. Crowyn and E. Monflier, *Chem. Commun.*, 2009, 1228–1230; Rh: (e) C. Hubert, A. Denicourt-Nowicki, J.-P. Guégan and A. Roucoux, *Dalton Trans.*, 2009, 7356–7358; (f) C. Hubert, A. Denicourt-Nowicki, P. Beaunier and A. Roucoux, *Green Chem.*, 2010, 12, 1167–1170; (g) E. G. Bilé, R. Sassine, A. Denicourt-Nowicki, F. Launay and A. Roucoux, *Dalton Trans.*, 2011, 40, 6524–6531.
- During the review process for this manuscript, arene hydrogenation of benzyl ethers by the Ru/carbon-nitrogen matrix was reported: X. Cui, A.-E. Surkus, K. Junge, C. Topf, J. Radnik, C. Kreyenschulte and M. Beller, *Nat. Commun.*, 2016, 7, 11326.
- (a) P. J. Corring, J. H. Weng, B. Ducos, C. Durieux, P. Boudeau, A. Bohme and B. P. Roques, *J. Med. Chem.*, 1993, 36, 166–172; (b) R. Hartung, F. Hitzel-Zerrahn, T. Müller and J. Pietsch, *US Pat.*, 8148430B2, 2012; (c) D. J. Ager and I. Prakash, *Org. Process Res. Dev.*, 2003, 7, 164–167.



- 13 A. Matsuoka, T. Isogawa, Y. Morioka, B. R. Knappett, A. E. H. Wheatley, S. Saito and H. Naka, *RSC Adv.*, 2015, 5, 12152–12160.
- 14 Chitin is the second most abundant polysaccharide in nature: *Chitin: Formation and Diagenesis*, ed. N. S. Gupta, Springer, New York, 2011.
- 15 (a) L. M. Rossi and G. Machado, *J. Mol. Catal. A: Chem.*, 2009, 298, 69–73; (b) F. Schwab, M. Lucas and P. Claus, *Angew. Chem., Int. Ed.*, 2011, 50, 10453–10456; (c) M. Kaushik, H. M. Friedman, M. Bateman and A. Moores, *RSC Adv.*, 2015, 5, 53207–53210; (d) A. Gual, C. Godard, S. Castillon and C. Claver, *Dalton Trans.*, 2010, 39, 11499–11512; (e) P. Lara, K. Philippot and B. Chaudret, *ChemCatChem*, 2013, 5, 28–45.
- 16 2a can also be a (co-)monomer for preparing epoxide resins.
- 17 (a) Ref 9c: 1a (0.5 mmol), Rh/CNF-T (10 mg, 0.2 wt% Rh, 0.04 mol% Rh), H₂ (1 MPa), *n*-hexane (1 mL), rt, 12 h; 2a, >99% yield; (b) Ref 9d: 1a (1 mmol), Ru/HPS-NR₃Cl (0.3 mol% Ru), H₂ (3 MPa), H₂O (1 mL), 30 °C, 24 h; 2a, 96% yield.
- 18 Ru/C and Rh/C are excellent, general catalysts for arene hydrogenation: T. Maegawa, A. Akashi, K. Yaguchi, Y. Iwasaki, M. Shigetsura, Y. Monguchi and H. Sajiki, *Chem. – Eur. J.*, 2009, 15, 6953–6963.
- 19 The origin of high selectivity in the hydrogenation of 1a with Ru/chitin remains unclear. Coordination of hydroxyl groups in chitin to the Ru metal does not seem to suppress catalytic activity for side reactions; the selectivity in the hydrogenation with Rh/Al₂O₃, Ru/C or Rh/C was not significantly altered by adding ethylene glycol (Table S2,† entries 1–3). Meanwhile, the coordination of acetamide groups to the Ru metal may partly account for the high selectivity of Ru/chitin; addition of *N*-acetyethanolamine increased the selectivity for arene hydrogenation with Rh/C (Table S2,† entry 5).
- 20 T. L. Amyes, J. P. Richard and M. Novak, *J. Am. Chem. Soc.*, 1992, 114, 8032–8041.
- 21 The reason for a small amount of racemization in Table 2, entries 2 and 9 is not entirely clear, but we assume it to result from dehydrogenation of alcohol or amine-HCl followed by hydrogenation of the resulting ketones and iminium salts. This view is based on the following observations: (1) in Table 2, entry 4, ketone 6e formed in 7% yield; (2) hydrogenation of acetophenone with Ru/chitin under the standard conditions yielded cyclohexyl methyl ketone (20%), 1c (27%) and 2c (52%).
- 22 Hydrogenation of dibenzyl ether (100 °C, 6 h, 91% conv.) gave a mixture of bis(cyclohexylmethyl) ether (27%), benzyl cyclohexylmethyl ether (38%), 2b (7%) and other unidentified products. Hydrogenation of dibenzylamine-HCl (100 °C, 5 h, >99% conv.) gave a mixture of bis(cyclohexylmethyl)amine-HCl (21%) and 2i-HCl (74%).

