

Natural Product Synthesis

Total Synthesis of Jiadifenolide**

Ian Paterson,* Mengyang Xuan, and Stephen M. Dalby*

Dedicated to Professor Richard J. K. Taylor on the occasion of his 65th birthday

Abstract: As a potent neurotrophic agent, the sesquiterpenoid jiadifenolide represents a valuable small-molecule lead for the potential therapeutic treatment of neurodegenerative diseases. A stereocontrolled total synthesis of this densely functionalized natural product is reported, central to which is an adventurous samarium-mediated cyclization reaction to establish the tricyclic core and the adjacent C5 and C6 quaternary stereocenters.

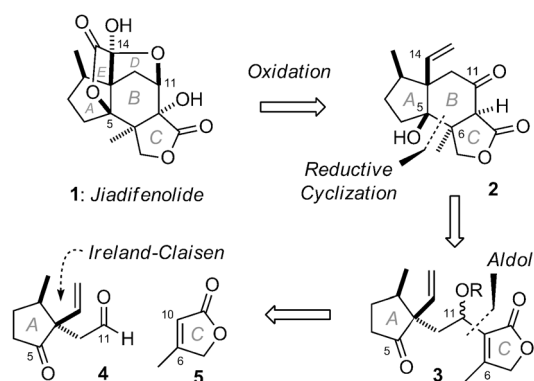
Jiadifenolide (**1**, Scheme 1) is an architecturally complex sesquiterpenoid first isolated from the pericarps of the Chinese plant *Illicium jiadifengpi* by Fukuyama and co-workers in 2009.^[1] Preliminary biological investigation revealed potent neurotrophic activity, promoting neurite

outgrowth in primary cultured rat cortical neurons at concentrations as low as 10 nM. Given the important regulatory role of neurotrophins in the central nervous system, jiadifenolide represents a valuable small-molecule lead for the potential therapeutic treatment of neurodegenerative conditions such as Alzheimer's disease.^[2] Its low natural abundance (1.5 mg kg⁻¹ plant material) makes total synthesis of particular importance for the preparation of sufficient quantities for further biological evaluation and to enable access to a range of analogues for structure–activity relationship (SAR) profiling.^[3]

Our interest in jiadifenolide derives not only from its potent bioactivity, but also from its complex *seco*-prezizaane skeleton, placing it amongst the *Illicium* family of sesquiterpenoids,^[4] which has garnered substantial synthetic attention.^[2a,5] Jiadifenolide's intricate and densely functionalized caged pentacyclic structure (**1**) comprises four rings emanating from a central, highly substituted B-ring cyclohexane. This poses particular synthetic challenges, most notably the controlled introduction of five contiguous quaternary stereocenters, which we aimed to address as part of a concise and efficient total synthesis,^[6] following that first reported by Theodorakis in 2011 and most recently by Sorensen (2014).^[7]

Our conceptually unique synthetic solution sought to forge the central B-ring from a functionalized A,C-ring precursor. As outlined retrosynthetically in Scheme 1, we envisaged late-stage unveiling the D- and E-rings through oxidation of the C13-pendant vinyl group of ABC-tricycle **2**. A critical transformation would thus be the reductive cyclization of keto-butenolide **3** to establish the central B-ring and the adjacent C5 and C6 quaternary stereocenters in a single operation. Cyclization substrate **3** would be prepared through aldol coupling of butenolide **5** with aldehyde **4**. Notably, a single C5 stereocenter would template for all remaining stereochemistry under substrate-based control.

The preparation of aldehyde **4** commenced with Luche reduction of cyclopentenone **6** (Scheme 2).^[8] The ensuing allylic alcohol then underwent hydroxy-directed epoxidation with *m*-CPBA and TBS protection to deliver epoxide **7** in 65% yield over the three steps. The C2 methyl-bearing stereocenter was then established through Lewis-acid mediated rearrangement of **7** to selectively deliver the 2,5-*syn*-configured cyclopentanone **8** (78%, 19:1 d.r.).^[9,10] Horner–Wadsworth–Emmons (HWE) homologation of **8** (73%, > 19:1 *E:Z*) followed by reduction and acylation of **10** then smoothly delivered allylic acetate **11** in readiness for an Ireland–Claisen rearrangement to install the key C13 quaternary stereocenter.^[11] In the event, heating the corresponding TBS ketene acetal (LDA, TBSCl) in anhydrous benzene led



Scheme 1. Retrosynthetic analysis of jiadifenolide (**1**).

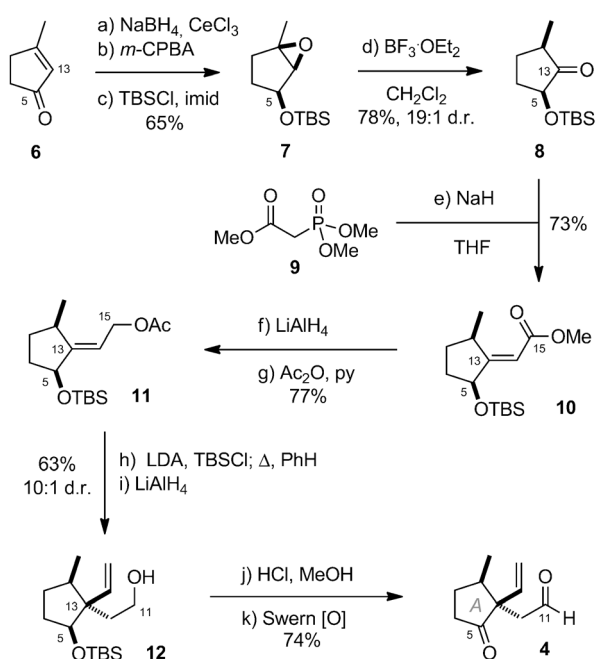
[*] Prof. Dr. I. Paterson, M. Xuan
University Chemical Laboratory, University of Cambridge
Lensfield Road, Cambridge, CB2 1EW (UK)
E-mail: ip100@cam.ac.uk
Homepage: <http://www.paterson.ch.cam.ac.uk/>

Dr. S. M. Dalby
Department of Process Chemistry, Merck & Co
PO Box 2000, Rahway, NJ 07065 (USA)
E-mail: stephen.dalby@merck.com

[**] We thank Clare College Cambridge (Fellowship to S.M.D.), the EPSRC UK National Mass Spectrometry Facility at Swansea University for mass spectra, Dr. J. E. Davies for crystallographic analysis, Dr. J. M. Goodman for assistance with NMR prediction studies, and Dr. M. Sidera for exploratory work.

Supporting information for this article is available on the WWW under <http://dx.doi.org/10.1002/anie.201404224>.

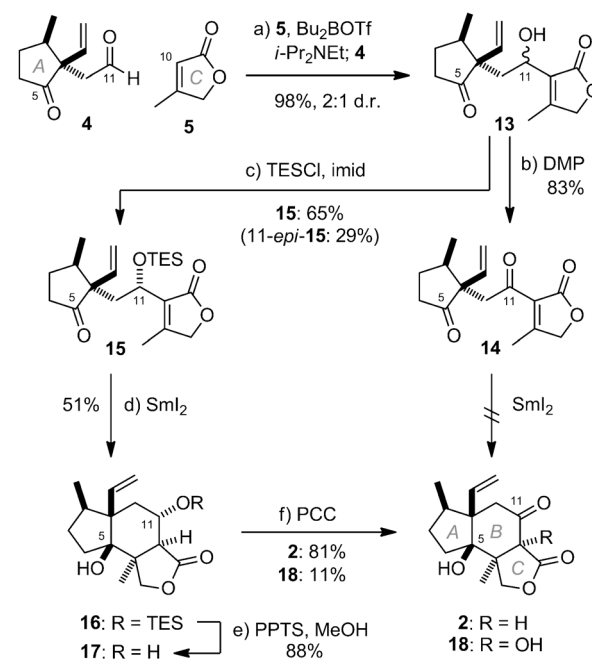
© 2014 The Authors. Published by Wiley-VCH Verlag GmbH & Co. KGaA. This is an open access article under the terms of the Creative Commons Attribution License, which permits use, distribution and reproduction in any medium, provided the original work is properly cited.



Scheme 2. Preparation of A-ring keto-aldehyde **4**. Reagents and conditions: a) NaBH_4 , CeCl_3 , MeOH , -78°C to 0°C ; b) *m*-CPBA, CH_2Cl_2 , 0°C ; c) TBSCl, imid, CH_2Cl_2 , 0°C to RT, 65% over 3 steps; d) $\text{BF}_3\cdot\text{OEt}_2$, CH_2Cl_2 , -20°C , 78%, 19:1 d.r.; e) NaH, RT, 72 h, 73%, >19:1 (*E*):(*Z*); f) LiAlH_4 , Et_2O , 0°C ; g) Ac_2O , py, DMAP, CH_2Cl_2 , RT, 77% over 2 steps; h) LDA, TBSCl, THF, -78°C to RT; PhH, reflux, 16 h, 10:1 d.r.; i) LiAlH_4 , Et_2O , 0°C , 63% over 2 steps; j) 3 *N* HCl, MeOH, (1:3), RT; k) DMSO, $(\text{COCl})_2$, Et_3N , CH_2Cl_2 , -78°C to RT, 74% over 2 steps. *m*-CPBA = 3-chloroperoxybenzoic acid, DMAP = *N,N*-dimethyl-4-amino-pyridine, DMSO = dimethylsulfoxide, imid = imidazole, LDA = lithium diisopropylamide, py = pyridine, TBS = *tert*-butyldimethylsilyl, THF = tetrahydrofuran.

to the selective (10:1 d.r.) formation of a mixture of rearranged products arising from preferential reaction at the less hindered alkene π -face.^[12] This material was subjected directly to reduction with LiAlH_4 to deliver alcohol **12** in 63% yield from **11**. Finally, hydrolysis of the TBS ether and double oxidation under Swern conditions gave the targeted aldehyde **4** in 74% yield (13% overall from **6**).

Initial approaches at appending the C-ring butenolide through addition of 3-metallated furyl derivatives to **4** all met with failure, with optimally only trace amounts of adducts observed.^[13] By contrast (Scheme 3), it was found that butenolide **5**^[14] and aldehyde **4** could be smoothly coupled through a boron-mediated aldol reaction, which provided adducts **13** as a 2:1 mixture of diastereomeric alcohols in almost quantitative yield.^[15] At this stage, with a view to effecting the crucial reductive cyclization reaction to close the central B-ring, alcohols **13** were oxidized to provide tricarbonyl **14**. Disappointingly however, no productive cyclization of **14** could be induced under a range of conditions utilizing either SmI_2 ^[16] or alternative reagents,^[17] returning only starting material or, under more forcing conditions, decomposition products. A similar situation was observed for alcohols **13**. The apparent instability of **14** with respect to potential reagents for cyclization led to the examination of



Scheme 3. Preparation of ABC-tricycle **2**. Reagents and conditions: a) Bu_2BOTf , $i\text{-Pr}_2\text{NEt}$, THF, -78°C to -20°C , 98%, 2:1 d.r.; b) DMP, NaHCO_3 , CH_2Cl_2 , 83%; c) TESCl, imid, DMF, RT, **15**: 65%, 11-*epi*-**15**: 29%; d) SmI_2 , 65°C, 2 h, 51%; e) PPTS, MeOH, CH_2Cl_2 , RT, 88%; f) PCC, NaOAc , SiO_2 , CH_2Cl_2 , **2**: 81%, **18**: 11%. DMF = *N,N*-dimethylformamide, DMP = Dess–Martin periodinane, PCC = pyridinium chlorochromate, PPTS = pyridinium *para*-toluenesulfonate, TES = triethylsilyl.

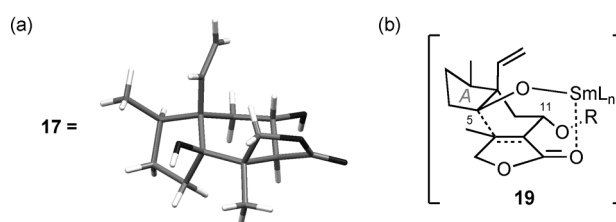
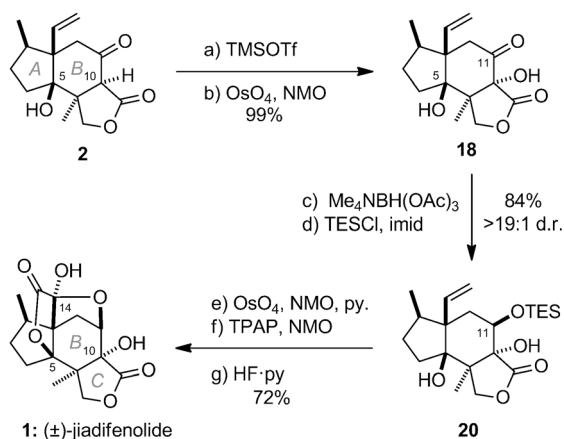


Figure 1. a) X-ray crystal structure of alcohol **17**. b) Possible samarium-chelate transition structure leading to **16**.

TES ethers **15** and 11-*epi*-**15** as alternative substrates, which were chromatographically separable. Now, gratifyingly, it was found that addition of **15** to a freshly prepared solution of SmI_2 (ca. 6 equiv) in THF and heating to 65°C , led to the generation of a single cycloadduct (51%), identified as **16** on the basis of NMR and computational analysis.^[10,18] More rigorous structural proof was subsequently obtained through X-ray crystallographic analysis of alcohol **17**, formed upon acid-mediated desilylation of **16** (Figure 1a).^[19] Subsequent oxidation with PCC then delivered the targeted ABC-ketone **2** (81%)^[19] along with diol **18** (11%), containing the requisite oxygenation at C10.^[20] Attempts to encourage complete oxidation to **18** were unsuccessful however.

The desired stereochemical outcome of the SmI_2 -mediated reductive cyclization reaction of **15** is consistent with a chelated boat-type transition structure such as **19** (Figure 1b), in which the C11 substituent is equatorially disposed.^[21] This may explain the failure of the epimeric C11



Scheme 4. Total synthesis of jiadifenolide (**1**). Reagents and conditions: a) TMSOTf, Et₃N, THF, -78°C ; b) OsO₄, NMO, *t*BuOH/H₂O, RT; 99% over 2 steps; c) Me₄NBH(OAc)₃, AcOH, MeCN, -20°C , 87%, $>19:1$ d.r.; d) TESCl, imid, DMF, RT, 96%; e) OsO₄, NMO, py, *t*BuOH/H₂O, RT; f) TPAP, NMO, 4 Å MS, CH₂Cl₂, RT, 84% over 2 steps; g) HF·py, THF, RT, 86%. NMO = *N*-methylmorpholine-*N*-oxide, TMS = trimethylsilyl, TPAP = tetrapropylammonium perruthenate.

TES ether (natural configuration, pseudo-axially disposed) to undergo analogous cyclization, attesting, along with failed substrates **13** and **14**, to the challenge of this adventurous transformation.

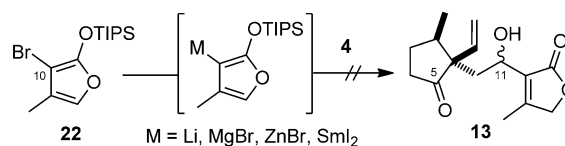
With the requisite carbon skeleton of jiadifenolide secured, completion of the total synthesis was accomplished through controlled oxygenation at C10, C11, C14, and C15, with attendant cyclization to form the D,E-rings (Scheme 4). Accordingly, chemoselective dihydroxylation (OsO₄, NMO) of the TMS-enol ether of **2** (TMSOTf, Et₃N), cleanly provided the C10 tertiary alcohol (**18**, 99%). This was then utilized to set the adjacent C11 alcohol stereocenter through hydroxy-directed reduction with Me₄NBH(OAc)₃ (87%, $>19:1$ d.r.).^[22] TES protection proved necessary to facilitate the subsequent unveiling of the D,E-rings (**20**, 96%). In the event, pyridine-accelerated dihydroxylation of the C13-pendant alkene of **20** provided a diol which then underwent smooth oxidative lactonization upon treatment with TPAP, NMO to form the E-ring (84%).^[23] Finally, desilylation occurred with concomitant hemiacetalization to form the D-ring and provided synthetic (\pm)-jiadifenolide (**1**, 86%), which exhibited spectral characteristics (¹H/¹³C NMR, IR, HRMS) identical in all respects to that reported for the natural sample.^[1]

In summary, we have completed the total synthesis of the neurotrophic agent jiadifenolide in 2.3% yield over 23 steps, showcasing a pivotal SmI₂-mediated reductive cyclization reaction to establish the tricyclic core. Notably, the synthesis demonstrates a high degree of solely substrate-based stereo-control to establish this densely functionalized structure, wherein the full relative configuration is templated for by a single C5 alcohol stereocenter. Starting from known (*S*)-3-methyl-cyclopenten-1-ol should thus render this approach asymmetric.^[24] Work to prepare quantities of this valuable scaffold for further biological evaluation and analogue synthesis^[7b] will be reported in due course.

Received: April 11, 2014
Published online: May 23, 2014

Keywords: cyclization · neurological agents · samarium · terpenoids · total synthesis

- [1] M. Kubo, C. Okada, J.-M. Huang, K. Harada, H. Hioki, Y. Fukuyama, *Org. Lett.* **2009**, *11*, 5190.
- [2] a) J. Xu, M. H. Lacoske, E. A. Theodorakis, *Angew. Chem.* **2014**, *126*, 909; *Angew. Chem. Int. Ed.* **2014**, *53*, 956; b) B. Wootla, A. Denic, A. E. Warrington, M. Rodriguez, *Expert Rev. Neurother.* **2012**, *12*, 409; c) S. I. Mitran, B. Catalin, V. Sfredel, T.-A. Balseanu, *J. Mol. Psychiatry* **2013**, *1*, 12; d) R. M. Wilson, S. J. Danishefsky, *Acc. Chem. Res.* **2006**, *39*, 539.
- [3] a) I. Paterson, E. A. Anderson, *Science* **2005**, *310*, 451; b) K. C. Nicolaou, J. S. Chen, S. M. Dalby, *Bioorg. Med. Chem.* **2009**, *17*, 2290; c) S. J. Danishefsky, *Nat. Prod. Rep.* **2010**, *27*, 1114.
- [4] Y. Fukuyama, J.-M. Huang, *Studies in Natural Products Chemistry, Vol. 32* (Ed.: Atta-ur-Rahman), Elsevier, Amsterdam, **2005**, pp. 395–429.
- [5] For a review, see: a) D. Urabe, M. Inoue, *Tetrahedron* **2009**, *65*, 6271; For total syntheses of majucin-type *seco*-prezizaane sesquiterpenoids, see: b) D. A. Carcache, Y. S. Cho, Z. Hua, Y. Tian, Y.-M. Li, S. J. Danishefsky, *J. Am. Chem. Soc.* **2006**, *128*, 1016; c) Y. Yang, X. Fu, J. Chen, H. Zhai, *Angew. Chem.* **2012**, *124*, 9963; *Angew. Chem. Int. Ed.* **2012**, *51*, 9825; d) L. Trzoss, J. Xu, M. H. Lacoske, W. C. Mobley, E. A. Theodorakis, *Org. Lett.* **2011**, *13*, 4554; and Ref. [7b].
- [6] For recent work from our group, see: a) I. Paterson, K. K.-H. Ng, S. Williams, D. C. Millican, S. M. Dalby, *Angew. Chem.* **2014**, *126*, 2730; *Angew. Chem. Int. Ed.* **2014**, *53*, 2692; b) S. M. Dalby, J. Goodwin-Tindall, I. Paterson, *Angew. Chem.* **2013**, *125*, 6645; *Angew. Chem. Int. Ed.* **2013**, *52*, 6517; c) M. Xuan, I. Paterson, S. M. Dalby, *Org. Lett.* **2012**, *14*, 5492.
- [7] a) J. Xu, L. Trzoss, W. K. Chang, E. A. Theodorakis, *Angew. Chem.* **2011**, *123*, 3756; *Angew. Chem. Int. Ed.* **2011**, *50*, 3672; b) L. Trzoss, J. Xu, M. H. Lacoske, W. C. Mobley, E. A. Theodorakis, *Chem. Eur. J.* **2013**, *19*, 6398; c) D. A. Siler, J. D. Mighion, E. J. Sorensen, *Angew. Chem.* **2014**, DOI: 10.1002/ange.201402335; *Angew. Chem. Int. Ed.* **2014**, DOI: 10.1002/anie.201402335.
- [8] Prepared from 2,5-pentanedione: L. Bagnell, M. Bliese, T. Cablewski, C. R. Strauss, J. Tsanaktsidis, *Aust. J. Chem.* **1997**, *50*, 921.
- [9] Y. Kita, S. Kitagaki, Y. Yoshida, S. Mihara, D.-F. Fang, M. Kondo, S. Okamoto, R. Imai, S. Akai, H. Fujioka, *J. Org. Chem.* **1997**, *62*, 4991. The relative configuration of **8** was inferred from an nOe contact observed between H2 and H5. See Ref. [10].
- [10] See the Supporting Information for further details.
- [11] R. E. Ireland, R. H. Mueller, A. K. Willard, *J. Am. Chem. Soc.* **1976**, *98*, 2868. Attempted Johnson orthoester Claisen rearrangement (MeC(OEt)₃, EtCO₂H, reflux) of the corresponding primary alcohol led only to 1,3-allylic transposition, presumably via a cationic pathway.
- [12] An inconsequential mixture of silyl ester and carboxylic acid products was obtained. The stereochemical outcome of the reaction was determined by nOe-based NMR analysis. See Ref. [10].
- [13] W. He, J. Huang, X. Sun, A. J. Frontier, *J. Am. Chem. Soc.* **2008**, *130*, 300.



- [14] Prepared from citraconic anhydride: S. Gogoi, N. P. Argade, *Tetrahedron* **2006**, *62*, 2715.
- [15] a) A.-A. C. Varvogli, I. N. Karagiannis, A. E. Koumbis, *Tetrahedron* **2009**, *65*, 1048; b) C. W. Jefford, D. Jaggi, J. Boukouvalas, *J. Chem. Soc. Chem. Commun.* **1988**, 1595. The corresponding Li enolate (LDA, THF, -78°C) of **5** provided a ca. 3:2 mixture of α - and γ -adducts.
- [16] a) D. Edmonds, D. Johnston, D. J. Procter, *Chem. Rev.* **2004**, *104*, 3371; b) K. C. Nicolaou, S. P. Ellery, J. S. Chen, *Angew. Chem.* **2009**, *121*, 7276; *Angew. Chem. Int. Ed.* **2009**, *48*, 7140.
- [17] a) J. Streuff, *Synthesis* **2013**, 281; b) G. H. Lee, *Curr. Org. Chem.* **2004**, *8*, 1263; c) L. Zhou, T. Hirao, *Tetrahedron* **2001**, *57*, 6927; d) E. J. Corey, S. G. Payne, *Tetrahedron Lett.* **1983**, *24*, 2821; e) G. H. Lee, E. B. Choi, E. Lee, C. S. Pak, *J. Org. Chem.* **1994**, *59*, 1428.
- [18] S. G. Smith, J. M. Goodman, *J. Am. Chem. Soc.* **2010**, *132*, 12946.
- [19] CCDC 993662 (**17**) and 993663 (**2**) contain the supplementary crystallographic data for this paper. These data can be obtained free of charge from The Cambridge Crystallographic Data Centre via www.ccdc.cam.ac.uk/data_request/cif.
- [20] G. Mehta, H. M. Shindea, R. S. Kumarana, *Tetrahedron Lett.* **2012**, *53*, 4320.
- [21] Alternative chelated transition structures leading to the *trans*-A,B-fused product are expected to be of significantly higher energy due to incurred ring strain and steric interaction with the C13 vinyl group.
- [22] a) A. K. Saksena, P. Mangiaracina, *Tetrahedron Lett.* **1983**, *24*, 273; b) D. A. Evans, K. T. Chapman, E. M. Carreira, *J. Am. Chem. Soc.* **1988**, *110*, 3560.
- [23] S. V. Ley, J. Norman, W. P. Griffith, S. P. Marsden, *Synthesis* **1994**, 639.
- [24] X. Zhou, P. J. De Clercq, J. Gawronski, *Tetrahedron: Asymmetry* **1995**, *6*, 1551.