



Neutrino Cross Section Measurements for Long-Baseline Accelerator-based Neutrino Oscillation Experiments

Katori, T

arXiv record: <http://arxiv.org/abs/0805.2476>

For additional information about this publication click this link.


<http://qmro.qmul.ac.uk/xmlui/handle/123456789/11803>

Information about this research object was correct at the time of download; we occasionally make corrections to records, please therefore check the published record when citing. For more information contact scholarlycommunications@qmul.ac.uk

NEUTRINO CROSS SECTION MEASUREMENTS FOR LONG-BASELINE ACCELERATOR-BASED NEUTRINO OSCILLATION EXPERIMENTS

TEPPEI KATORI

Indiana University, Bloomington, Indiana, USA



Neutrino oscillations are clear evidence for physics beyond the standard model. The goal of next-generation neutrino oscillation experiments is to find a non-zero θ_{13} , the last mixing matrix element for which we only know an upper limit. For this, next-generation long-baseline neutrino oscillation experiments require an order of magnitude better sensitivities. In particular, accelerator-based experiments such as T2K and NOvA experiments need (1) good neutrino energy reconstruction for the precise measurement of Δm_{32}^2 and $\sin^2 2\theta_{23}$, and (2) good background prediction to measure ν_e appearance signals. Current and near future high statistics neutrino experiments, such as K2K, MiniBooNE, SciBooNE, MINOS, and MINERvA help both (1) and (2) by precise signal and background channel measurements.

1 next-generation long baseline accelerator-based neutrino oscillation experiments

The goal of next-generation long baseline accelerator-based neutrino oscillation experiments is to measure a non-zero θ_{13} , the last mixing matrix element. The value of θ_{13} is the important parameter to access beyond the standard model physics. Especially if it were non-zero, then we hope to measure leptonic CP violation which can help to understand leptogenesis, one of the candidate explanations of baryon asymmetry of the universe¹.

Currently two experiments are planned, the Tokai-to-Kamioka (T2K) experiment² (~ 800 MeV, ~ 300 km) and the NuMI Off-axis ν_e Appearance (NOvA) experiment³ (~ 2 GeV, ~ 800 km). Both experiments use a ν_μ beam and search for ν_e appearance events to measure θ_{13} through the equation,

$$P(\nu_\mu \rightarrow \nu_e) = \sin^2 \theta_{23} \sin^2 2\theta_{13} \sin^2 \left(1.27 \frac{\Delta m_{32}^2 (eV^2) L (km)}{E (GeV)} \right). \quad (1)$$

Since a small $P(\nu_\mu \rightarrow \nu_e)$ is proportional to $\sin^2 \theta_{23}$ and $\sin^2 \left(1.27 \frac{\Delta m_{32}^2 L}{E} \right)$, we also need accurate knowledge of these two quantities, and can achieve by the measurements of ν_μ disappearance

events,

$$P(\nu_\mu \rightarrow \nu_\mu) = 1 - \sin^2 2\theta_{23} \sin^2 \left(1.27 \frac{\Delta m_{32}^2 (eV^2) L (km)}{E (GeV)} \right). \quad (2)$$

The oscillation parameters are extracted from the shape of $P(\nu_\mu \rightarrow \nu_\mu)$, a function of reconstructed neutrino energy. Therefore a good extraction of $\sin^2 2\theta_{23}$ and Δm_{32}^2 rely on good reconstruction of neutrino energy, which is based on better understanding of the signal (ν_μ CCQE) and background interactions, mainly $CC1\pi^0$ interaction (Sec. 2).

The signal of ν_e appearance is an electron,

$$\nu_e + n \rightarrow p + e^-. \quad (3)$$

There are many kind of possible backgrounds for this signal, for example, sometimes ν_μ induced $NC\pi^0$ production can mimic a ν_e event if one of the decay photons from π^0 decay is undetected. Therefore, it is critical to understand this background channel (Sec. 3).

It is important to perform these cross section measurements prior to oscillation experiments. Although all long baseline accelerator-based neutrino oscillation experiments have near detectors, they exist to constrain neutrino flux uncertainties, and this constraint relies on accurate knowledge of cross section measurements. Fig. 1 shows the world's data for charged current cross sections. As you can see, existing data are rather sparse and old. Since two experiments, T2K and NOvA, span different energy ranges, we need cross section measurements in both regions because the dominant interaction types will be different, and thus their energy reconstructions and backgrounds are different. Fortunately, we have a lot of new input from current and future neutrino cross section measurements: K2K near detector⁵ (~ 1.2 GeV, completed), MiniBooNE⁶ (~ 800 MeV, ongoing), SciBooNE⁷ (~ 800 MeV, ongoing), MINOS near detector⁸ ($\sim 2 - 20$ GeV, ongoing), and MINERvA⁹ ($\sim 2 - 20$ GeV, approved). We would like to discuss the two main themes of cross section related issues impacting oscillation searches, (1) neutrino energy reconstruction (Sec. 2), and (2) background determination (Sec. 3).

2 Neutrino energy reconstruction

2.1 Neutrino energy reconstruction for T2K

At the T2K energy scale (~ 800 MeV), the dominant neutrino reactions are ν_μ charged current quasi-elastic (CCQE) interactions,

$$\nu_\mu + n \rightarrow p + \mu^-. \quad (4)$$

This channel is used to measure ν_μ disappearance, and thus the ν_μ energy reconstruction is critical. Since neutrino oscillation experiments use nuclear targets, understanding of this interaction is not trivial. Recently K2K^{5,10} and MiniBooNE⁶ have reported new measurements of the axial mass, M_A , which are higher than the historical value (Table 1).

In this energy range, the axial vector form factor is the dominant contribution to the cross section and controls the Q^2 dependence. Inconsistency of their results from the world average, and the consistency between K2K and MiniBooNE is best understood in terms of nuclear effects, because most of the past experiments used deuterium targets whereas K2K and MiniBooNE used oxygen and carbon. Instead of using the world average, both experiments employ their measured M_A values to better simulate CCQE events in their oscillation analyses. After the

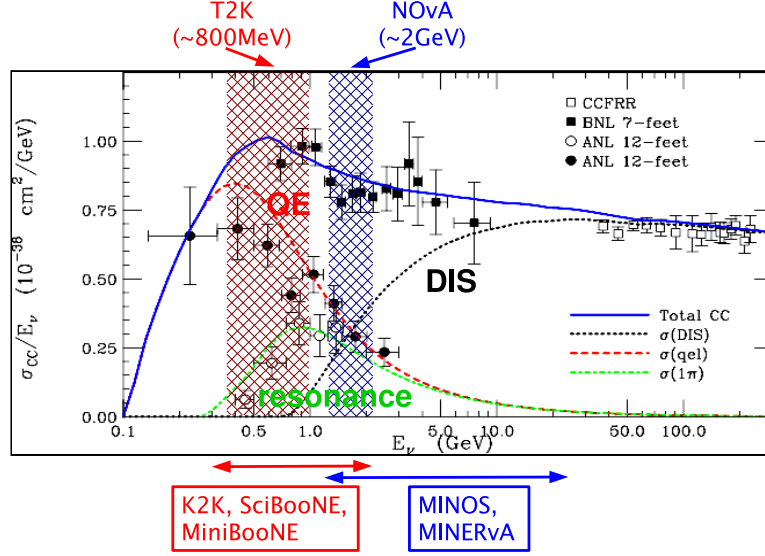


Figure 1: The world data for ν_μ charged current cross section divided by neutrino energy. The dominant interaction for T2K and NOvA are quasi-elastic (QE) and deep inelastic scattering (DIS) respectively. The existing data are rather sparse and old, but we have more new input from current and future experiments!

	$M_A(\text{GeV})$	target
K2K (SciFi) ⁵	1.20 ± 0.12	oxygen
K2K (SciBar) ¹⁰	1.14 ± 0.11	carbon
MiniBooNE ⁶	1.23 ± 0.20	carbon
world average ¹¹	1.026 ± 0.021	deuteron, etc

Table 1: The comparison of measured axial mass M_A .

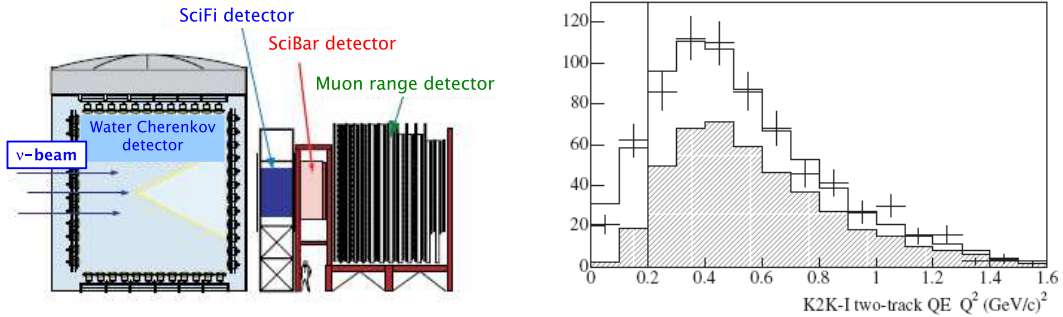


Figure 2: (Left) K2K near detector complex. From the left to right, 1 kiloton water Čerenkov detector “1KT”, scintillation-fiber/water target tracker “SciFi”, fully active plastic organic scintillation-bar tracker “SciBar”, and muon range detector “MRD”. (Right) reconstructed Q^2 plot for 2-track QE sample from K2K SciFi, data (crosses) and simulation with best-fit M_A (solid) agree well. The shaded region indicates the fraction of signal (ν_μ CCQE) events.




Figure 3: (Left) Schematic figure of a ν_μ CCQE interaction in MiniBooNE. The MiniBooNE detector is a Čerenkov detector filled with mineral oil surrounded by PMTs. The Čerenkov light from the muon (Cherenkov 1) and subsequent Čerenkov light from the decayed electron are used to tag the CCQE event. (Middle) Event display of a muon candidate event in MiniBooNE. Each sphere represents a hit on a PMT, and size and color show charge and time information respectively. Muons create shape-edged Čerenkov ring. The ring center will appear filled-in if the muon is stopping in the tank. (Right) Reconstructed Q^2 plot of MiniBooNE, data (dots), simulation before the fit (dashed), and after the fit with M_A and Pauli-blocking (solid). The dotted and dash-dotted lines indicate total background and irreducible background fraction respectively.

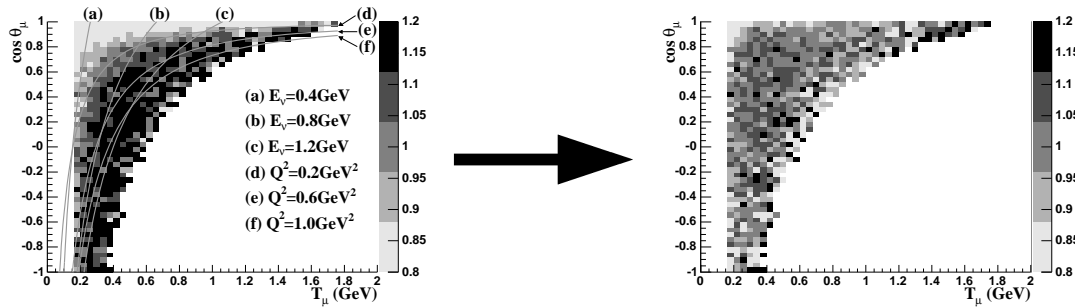


Figure 4: Ratio of MiniBooNE ν_μ CCQE data-simulation in the 2-dimensional plane of muon kinetic energy vs. muon angle. If the prediction well-describes the data, then this plot should exhibit a uniform distribution centered on unity. (Left) before CCQE cross section model tuning, the light gray region shows an excess of predicted events, and the black region shows a deficit of predicted events. The auxiliary lines from (a) to (f) indicate lines of equal E_ν or Q^2 . The data-simulation discrepancy follows line of constant Q^2 , suggesting an incorrect cross section model in the simulation. (Right) after cross section model tuning, specifically adjustment of M_A and Pauli-blocking.

M_A adjustment, both experiments see good agreement between data and simulation (Fig 2 and 3).

We can only measure the interaction rate, which is the convolution of flux and cross section ($R = \int \Phi \times \sigma$). So, without knowing flux prediction is perfect, one cannot tune the cross section model from measured interaction rate. MiniBooNE carefully examined this, and showed that their observed data simulation mismatching is not the effect of mismodeling of neutrino flux, but is really a cross section model problem. Fig 4 shows the ratio of data-simulation in the 2-dimensional plane made in muon kinetic energy and angle; left plot is before any cross section model tuning, right plot is after. The key point is that left plot clearly shows that data-simulation disagreements follow equal Q^2 lines, not equal E_ν lines.

$$R = \int \Phi \times \sigma \rightarrow R[E_\nu, Q^2] = \int \Phi[E_\nu] \times \sigma[Q^2] \quad (5)$$

This is strong evidence that the MiniBooNE data suggests a problem with the cross section model, and not the beam model, because cross section is the function of Q^2 , whereas neutrino beam is a function of E_ν .

It is not only important to understand the energy reconstruction of signal events (*i.e.*, CCQE interaction), but also for background channels. For Super-K, the neutrino energy is reconstructed

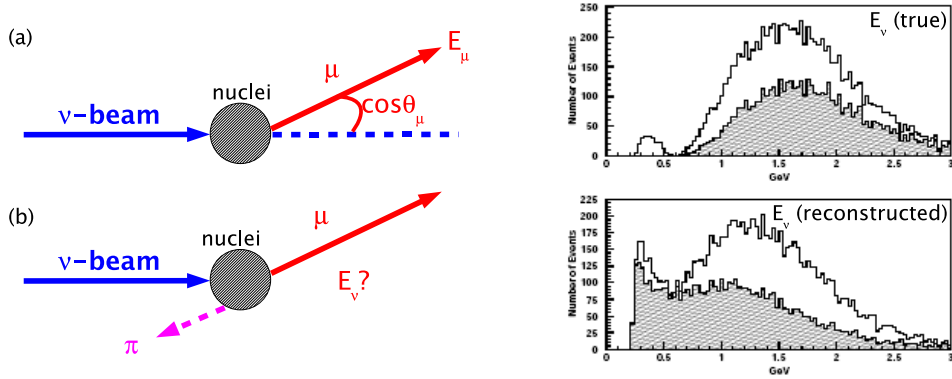


Figure 5: (Left) (a) CCQE interaction and (b) CC1 π interaction. Eq. 6 correctly reconstructs neutrino energy only for (a). (b) can be distinguished from (a) by additional pion, however when pion is lost (by pion absorption for example), (b) becomes indistinguishable from intrinsic backgrounds. When (a) and (b) have the same muon kinematics, the reconstructed neutrino energies are the same, however the true neutrino energy for (b) is higher due to the creation of the pion in the event (neutrino energy mis-reconstruction). (Right) true and reconstructed neutrino energy distribution for Super-K predictions with neutrino oscillations. The shaded region is non-QE (mainly CC1 π) channels. As can be seen from the bottom plot, CC1 π background events are misreconstructed at lower neutrino energies and hence can fill out the dip created by neutrino oscillations.

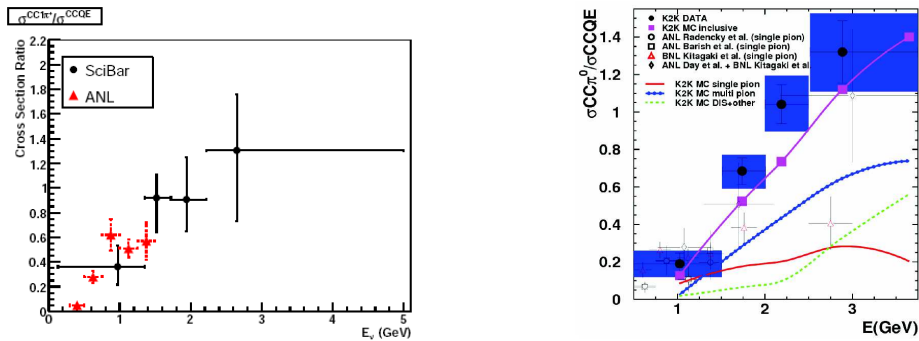


Figure 6: (Left) charged current 1 π production to CCQE cross section ratio from K2K SciBar analysis. Their result is consistent with past ANL bubble chamber experiment. (Right) charged current inclusive 1 π° production to CCQE cross section ratio from K2K SciBar analysis. Although the errors are large, the cross section obtained is significantly higher than the cross section model used in the K2K experiment.

from the measured muon energy E_μ and angle θ_μ , assuming a CCQE interaction,

$$E_\nu^{QE} \sim \frac{M_N E_\mu - \frac{1}{2} m_\mu^2}{M_N - E_\mu + \sqrt{E_\mu^2 - m_\mu^2} \cos \theta_\mu}. \quad (6)$$

Here, M_N and m_μ are nucleon and muon masses. Since this formula assumes a 2-body interaction, any interaction involving more than two particles is a source of neutrino energy mis-reconstruction (Fig 5, left). The most notable channel contributing to this is charged current 1 π (CC1 π) production. Especially when the detection of the outgoing pion fails for various reasons (pion absorption, detector effect, etc), CC1 π events become an irreducible background, and thus they need to understand their relative contribution rather than rejecting them by cuts⁴ (Fig. 5, right).

Although neutrino absolute cross sections are notoriously difficult to measure due to uncertainties in the incoming neutrino flux, here they only need to know the kinematic distribution of CC1 π events compared with CCQE events. Such measurements were done in K2K (Fig. 6)^{12,13} and MiniBooNE¹⁴.

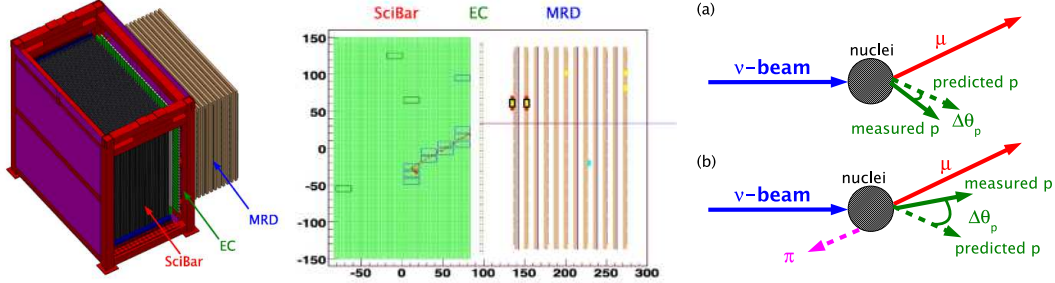


Figure 7: (Left) SciBooNE detector. It consists of 3 parts, organic plastic scintillation-bar tracker “SciBar”, 11 radiation length lead electromagnetic calorimeter “EC”, and muon range detector “MRD” which can range out muons up to 0.9 GeV. (Middle) SciBooNE event display for ν_μ CCQE candidate event. two tracks are seen in “SciBar”, then the longer track (muon) produce hits in both “EC” and “MRD”. (Right) Under the assumption of target nucleon at rest, muon energy and angle completely specify CCQE kinematics, *i.e.*, one can predict the angle of outgoing proton. $\Delta\theta_p$ is defined as an opening angle of this predicted proton track and measured proton track. (a) is the case of CCQE interaction, and $\Delta\theta_p$ is small. However, (b) CC1 π interaction with invisible pion, $\Delta\theta_p$ is large because predicted track is based on the assumption of 2-body interaction but actual interaction is 3-body.

The SciBooNE experiment⁷ at FNAL is particularly designed for this purpose (Fig. 7, left and middle). The SciBooNE vertex detector “SciBar”, formerly used at K2K experiment and shipped from Japan to Fermilab, is a high resolution tracker consisting of X-Y plastic organic scintillators with wavelength shifting fibers through the middle of each bar. Since SciBar can reconstruct both proton and muon tracks in a ν_μ CCQE interaction (unlike Čerenkov detectors), so the opening angle of the measured proton and the expected outgoing proton (assuming CCQE kinematics) can be used to separate CCQE and CC1 π events, even in cases where the pion is undetected (right plot of Fig. 7). The goal of the SciBooNE experiment is to measure non-QE to CCQE cross section ratio to 5%, making the non-QE mis-reconstruction uncertainty for T2K negligible⁷.

2.2 Neutrino energy reconstruction for NOvA and MINOS

The situation is quite different for higher energy scales (~ 2 GeV). The CCQE assumption is no longer held and calorimetric energy reconstruction provides a much more efficient energy determination:

$$E_\nu \sim E_\mu + E_{showers} \quad (7)$$

Here, E_μ is the energy of muon, usually measured by a muon spectrometer which consists of a dense material to stop muons. $E_{showers}$ is the energy of both electromagnetic and hadronic showers measured in the calorimeter. This energy reconstruction method is successfully tested by the Main Injector Neutrino Oscillation Search (MINOS) experiment⁸.

Neutrino energy misreconstruction happens, for example, when hadronic showers are absorbed by nuclei (Fig. 8, left). This is important for precise ν_μ disappearance measurements by MINOS, where steel is used as a target but no reliable pion absorption measurements are available. The future Main Injector Experiment for ν -A (MINERvA) has the ability to switch its target and they plan to study nuclear effects (Fig. 8, middle and left) as well as various physics topics from quasi-elastic to DIS⁹. Their measurements will significantly reduce the uncertainties on Δm_{23}^2 coming from nuclear cross section modeling in MINOS⁹.

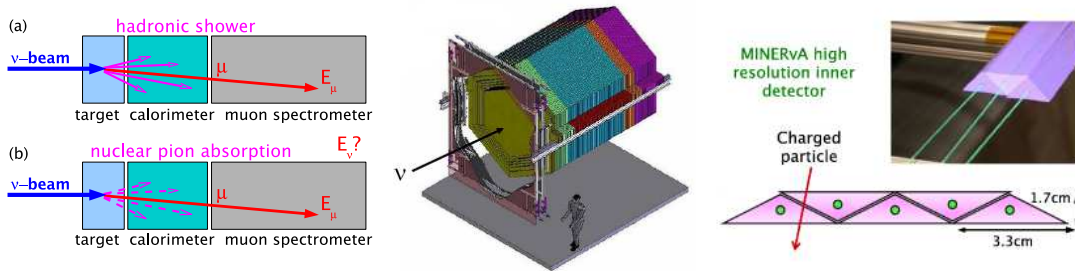


Figure 8: (Left) calorimetric energy reconstruction. The detector can be separated into 3 part, target, calorimeter, and muon spectrometer. (a) is the ideal situation, but often hadronic showers are missed, for example by nuclear pion absorption like (b), and give incorrect neutrino energy. (Middle) MINERvA detector. Front planes are target region, where MINERvA has ability to switch nuclear targets. The interior of the detector consists of a high resolution organic plastic scintillation tracker, and the outside is a magnetized calorimeter. (Right) picture of MINERvA inner detector scintillation-bar and schematic view. It consists of plastic organic scintillator with wavelength shifting fibers. The array of triangular bars have high resolution by the extraction of particle tracks from the amount of shared light by each scintillation-bar.

3 Background channel

Since T2K uses water Čerenkov detector “Super-K” as a far detector, the signal of θ_{13} , namely ν_e appearance is a single electron (Eq. 3) because outgoing protons are below Čerenkov threshold in most cases and therefore invisible.

The notorious background for this signal is the neutral current π^0 ($\text{NC}\pi^0$) interaction,

$$\nu_\mu + N \rightarrow \nu_\mu + N + \pi^0. \quad (8)$$

Although π^0 decays to two photons, there are various reasons to miss one of them, for example, two photons overlap, or one photon is boosted to low energy below threshold. The precise prediction of this channel is critical for any ν_e appearance experiments. K2K measured the $\text{NC}\pi^0$ rate using 1KT detector¹⁵.

Recently, the MiniBooNE experiment made an *in-situ* measurement of $\text{NC}\pi^0$ production on mineral oil which was used to predict background processes more precisely for their ν_e appearance search¹⁶. Even though the underlying source of the π^0 may not be known, (*i.e.*, actual resonance model to create the π^0 is not clear), the difference between the observed and predicted kinematic distribution of π^0 's can be used to correct the rate of π^0 events that are misclassified as ν_e signal events. Since the loss of a photon in the π^0 decay is mostly a kinematic effect, once correct π^0 production kinematics are obtained from the data, it is easy to calculate the distribution of π^0 where one photon is missed. Left plot of Fig. 9 shows data-simulation comparisons for pion mass peak. After the correction, their simulation precisely predicts all observed aspects of $\text{NC}\pi^0$ events. The right plot of Fig. 9 shows a kinematic distribution.

This result triggered another interest. This plot clearly shows the existence of NC coherent pion production. However, the K2K experiment saw no evidence for CC coherent pion production at similar energies¹². Since a coherently produced pion has very different kinematics, understanding of this rate is important. Again, further analysis of K2K, MiniBooNE, SciBooNE, MINOS, and MINERvA will shed light on this in the near future.

The fine-grained MINERvA detector will provide critical input for NOvA. Although high statistics data from K2K, MiniBooNE, and SciBooNE will be available, backgrounds of ν_e appearance search around ~ 2 GeV is only effectively accessible by MINERvA experiments. We are expecting negligible cross section error on $\sin^2 2\theta_{13}$ from NOvA after precise CC and NC measurements from MINERvA⁹.

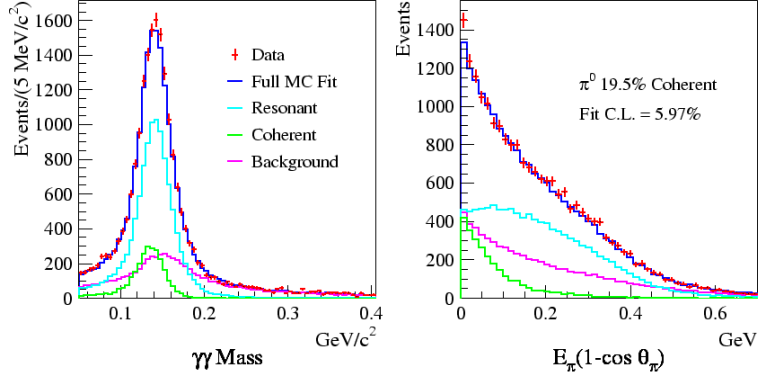


Figure 9: (Left) reconstructed π^0 mass peak for MiniBooNE after the correction of π^0 kinematics and coherent π^0 fraction. (Right) data-simulation comparison of one of kinematic variable. The template fit obtains a 19.5% coherent fraction (coherent events are sharply peaked in the forward direction, *i.e.*, low $E_\pi(1 - \cos\theta_\pi)$).

4 Conclusions

The goal of next-generation long baseline accelerator-based neutrino oscillation experiments is to measure a ν_e appearance signal. The cross section errors arise from (1) misreconstruction of neutrino energy and (2) incorrect background predictions. The inputs from current and future neutrino cross section measurements are critical to the success of future oscillation experiments, such as T2K and NOvA.

References

1. R. N. Mohapatra *et al.*, arXiv:hep-ph/0412099.
2. Y. Itow *et al.* [The T2K Collaboration], arXiv:hep-ex/0106019.
3. D. S. Ayres *et al.* [NOvA Collaboration], arXiv:hep-ex/0503053.
4. C. W. Walter, AIP Conf. Proc. **967**, 3 (2007).
5. R. Gran *et al.* [K2K Collaboration], *Phys. Rev. D* **74**, 052002 (2006).
6. A. A. Aguilar-Arevalo *et al.* [MiniBooNE Collaboration], *Phys. Rev. Lett.* **100**, 032301 (2008); Teppei Katori [MiniBooNE Collaboration], AIP Conf. Proc. **967**, 123 (2007).
7. A. A. Aguilar-Arevalo *et al.* [SciBooNE Collaboration], arXiv:hep-ex/0601022.
8. D. G. Michael *et al.* [MINOS Collaboration], *Phys. Rev. Lett.* **97**, 191801 (2006).
9. D. Drakoulakos *et al.* [MINERvA Collaboration], arXiv:hep-ex/0405002.
10. X. Espinal and F. Sanchez [K2K Collaboration], AIP Conf. Proc. **967**, 117 (2007).
11. V. Bernard *et al.*, *J. Phys.* **G28**, R1 (2002).
12. C. Mariani [K2K Collaboration], AIP Conf. Proc. **967**, 174 (2007).
13. A. Rodriguez, L. Whitehead, *et al* [K2K Collaboration], arXiv:0805.0186v1.
14. M. O. Wascko [MiniBooNE Collaboration], *Nucl. Phys. Proc. Suppl.* **159**, 50 (2006).
15. S. Nakayama *et al.* [K2K Collaboration], *Phys. Lett. B* **619**, 255 (2005).
16. A. A. Aguilar-Arevalo *et al.* [MiniBooNE Collaboration], arXiv:0803.3423v1.