



Strathprints Institutional Repository

Cheng, Guanglei and Tomczyk, Michelle and Tacla, Alexandre B. and Lee, Hyungwoo and Lu, Shicheng and Veazey, Josh P. and Huang, Mengchen and Irvin, Patrick and Ryu, Sangwoo and Eom, Chang-Beom and Daley, Andrew and Pekker, David and Levy, Jeremy (2016) Tunable electron-electron interactions in LaAlO₃/SrTiO₃ nanostructures. *Physical Review X*, 6 (4). ISSN 2160-3308 , <http://dx.doi.org/10.1103/PhysRevX.6.041042>

This version is available at <http://strathprints.strath.ac.uk/59064/>

Strathprints is designed to allow users to access the research output of the University of Strathclyde. Unless otherwise explicitly stated on the manuscript, Copyright © and Moral Rights for the papers on this site are retained by the individual authors and/or other copyright owners. Please check the manuscript for details of any other licences that may have been applied. You may not engage in further distribution of the material for any profitmaking activities or any commercial gain. You may freely distribute both the url (<http://strathprints.strath.ac.uk/>) and the content of this paper for research or private study, educational, or not-for-profit purposes without prior permission or charge.

Any correspondence concerning this service should be sent to Strathprints administrator: strathprints@strath.ac.uk

Tunable Electron-Electron Interactions in LaAlO₃/SrTiO₃ Nanostructures

Guanglei Cheng,^{1,2,5} Michelle Tomczyk,^{2,5} Alexandre B. Tacla,³ Hyungwoo Lee,⁴ Shicheng Lu,^{2,5}
 Josh P. Veazey,^{2,†} Mengchen Huang,^{2,5} Patrick Irvin,^{2,5} Sangwoo Ryu,⁴ Chang-Beom Eom,⁴
 Andrew Daley,³ David Pekker,^{2,5} and Jeremy Levy^{2,5,*}

¹CAS Key Laboratory of Microscale Magnetic Resonance and Department of Modern Physics,
 University of Science and Technology of China, Hefei 230026, China

²Department of Physics and Astronomy, University of Pittsburgh, Pittsburgh, Pennsylvania 15260, USA

³Department of Physics and SUPA, University of Strathclyde, Glasgow G4 0NG, United Kingdom

⁴Department of Materials Science and Engineering, University of Wisconsin-Madison,
 Madison, Wisconsin 53706, USA

⁵Pittsburgh Quantum Institute, Pittsburgh, Pennsylvania 15260, USA

(Received 4 March 2016; revised manuscript received 23 August 2016; published 1 December 2016)

The interface between the two complex oxides LaAlO₃ and SrTiO₃ has remarkable properties that can be locally reconfigured between conducting and insulating states using a conductive atomic force microscope. Prior investigations of “sketched” quantum dot devices revealed a phase in which electrons form pairs, implying a strongly attractive electron-electron interaction. Here, we show that these devices with strong electron-electron interactions can exhibit a gate-tunable transition from a pair-tunneling regime to a single-electron (Andreev bound state) tunneling regime where the interactions become repulsive. The electron-electron interaction sign change is associated with a Lifshitz transition where the d_{xz} and d_{yz} bands start to become occupied. This electronically tunable electron-electron interaction, combined with the nanoscale reconfigurability of this system, provides an interesting starting point towards solid-state quantum simulation.

DOI: 10.1103/PhysRevX.6.041042

Subject Areas: Condensed Matter Physics,
 Strongly Correlated Materials,
 Superconductivity

I. INTRODUCTION

Electron-electron interactions lead to many remarkable properties in the solid state, ranging from superconductivity and quantum magnetism to fractionalized excitations [1–3], Wigner crystals [4], and a variety of predicted topological phases [5]. While the natural Coulomb interaction is repulsive, many of these properties rely on effective attractive interactions, which can be mediated by phonons [6] or other degrees of freedom. Although the fine details of electron-electron interactions usually depend on carrier density, qualitative details like the interaction sign are usually density independent.

The complex oxide interface in LaAlO₃/SrTiO₃ (LAO/STO) provides a particularly appealing context in which to investigate electron-electron interactions. The interface possesses a rich collection of seemingly incompatible properties, including superconductivity with a phase

diagram like high-temperature superconductors [7–9] and magnetism [10–12] that are indicative of attractive and repulsive interactions, respectively. At the same time, when the thickness of LAO is reduced to 3 unit cells, the interface becomes intrinsically insulating [13], but it can be locally switched between ON (conducting) and OFF (insulating) states by “writing” and “erasing” with a voltage-biased atomic force microscope (c-AFM) tip [14]. Using these “write” and “erase” c-AFM procedures, a number of reconfigurable nanostructures can be created with extreme nanoscale precision (~2 nm) [15–19].

While the dome-shaped phase diagram extracted from gate-dependent transport experiments on LAO/STO marks the boundary of superconductivity, it does not reveal details of the underlying nature of the electron-electron interactions. The nonmonotonic dependence of the transition temperature bears a striking resemblance to that of high-temperature superconductors. However, while there is experimental and theoretical work suggesting that pairing in cuprates is mediated by repulsive interactions [20,21], there is no analogous work to describe the superconducting dome in LAO/STO.

In this work, we locally probe local electron-electron interactions at the LAO/STO interface using a superconducting single electron transistor (SSET), a sensitive and local probe of single-electron and pair tunneling. We find

*jlevy@pitt.edu

[†]Present address: Department of Physics, Grand Valley State University, Allendale, MI 49401, USA.

Published by the American Physical Society under the terms of the Creative Commons Attribution 3.0 License. Further distribution of this work must maintain attribution to the author(s) and the published article’s title, journal citation, and DOI.

that the sign of the electron-electron interaction changes within the superconducting dome. These observations provide crucial constraints that may lead to a fundamental understanding of electron pairing and superconductivity in STO-based systems, as well as providing a novel tool for controlling electron transport in these materials.

The complex electron-electron interactions at the LAO/STO interface are derived from the properties of the STO substrate. Doping bulk STO to a low carrier density (10^{17} cm^{-3}) results in a superconductor with a small Fermi surface (Fermi temperature $T_F \sim 13 \text{ K}$) and low superconducting critical temperature ($T_c < 0.3 \text{ K}$) [22]. In a 1969 paper, Eagles argued that the superconductivity in low-density STO involves Bose-Einstein condensation (BEC) of strongly paired electrons, in contrast to conventional Bardeen-Cooper-Schrieffer (BCS) superconductivity in which electron pairing is weak and electron pair size is much larger than the interelectron spacing [23]. A direct consequence of the strong pairing theory is that above T_c the electrons are no longer condensed but remain in bound pairs. The general phenomenology of transitioning from strong to weak pairing interactions, known as the ‘‘BEC-BCS crossover,’’ has been thoroughly investigated both theoretically and experimentally in ultracold atoms [23–26]. Recently, the hallmark of BEC-regime physics—electron pairing without superconductivity—was observed at the LAO/STO interface [27]. Specifically, it was found that electron pairs persist up to pairing temperatures of $T_p \sim 1\text{--}10 \text{ K}$ and magnetic fields of $B_p \sim 1\text{--}10 \text{ T}$, far higher than the superconducting critical temperature $T_c \sim 0.3 \text{ K}$ and upper critical magnetic field $\mu_0 H_{c2} \sim 0.3 \text{ T}$. The ratio of pairing temperature to Fermi temperature $T_p/T_F \sim 0.1\text{--}0.8$ is much larger than that of conventional BCS superconductors, indicating that the pairing interactions in low-density STO are indeed quite strong and attractive, and hence are in the BEC-BCS crossover.

We investigate electron-electron interactions at the LAO/STO interface by measuring transport through a quantum dot (QD) fabricated by c-AFM lithography. Experiments utilize a SSET geometry, where the QD is proximity coupled to two superconducting nanowire leads and a side gate. This setup is geometrically similar to the one reported in Ref. [27], but here we investigate higher electron densities on the QD and different gap structures in the leads. We observe a dramatic change in the transport properties as we tune the electron density on the QD using electrostatic gating (by a sketched side gate). At low gate voltages (low electron densities on the QD), the transport occurs via strongly bound electron pairs, as previously reported in Ref. [27]. On the other hand, at high gate voltages (high electron densities on the QD) the transport changes to a conventional single-particle regime. The single-particle transport appears to be carried by conventional Andreev bound states (ABS) that are localized on the QD [28–30].

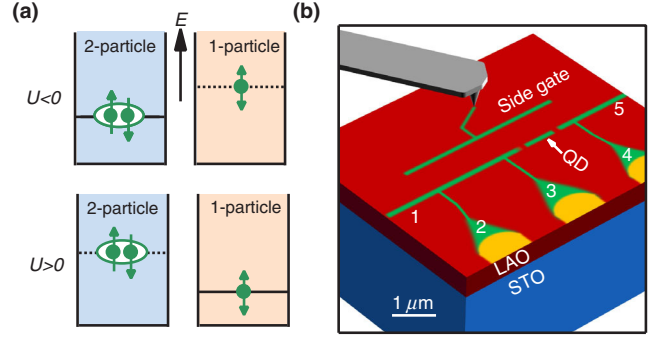


FIG. 1. Superconducting single electron transistor (SSET). (a) The excitation spectra of a QD depends on the sign of the interaction strength U . When $U < 0$ (top two panels), the two-electron ground state (top left-hand panel) is lower than the one-electron ground state. When $U > 0$ (bottom two panels), the one-electron ground state is lowest (bottom right-hand panel). (b) Electron-electron interactions are probed by a SSET fabricated by c-AFM lithography. The nanowire QD is defined by two barriers between leads 3 and 4 separated by $1 \mu\text{m}$. A side gate tunes the chemical potential of the QD.

The abrupt and marked change in transport properties through the QD is attributed to a sign change of an electron-electron interaction that depends on electron density. At low electron densities, the electron-electron interactions are strongly attractive. Low-energy excitations of the QD consist of adding or removing strongly bound electron pairs; hence, transport proceeds via resonant pair tunneling [Fig. 1(a), top left-hand panel]. At higher electron densities, the interactions become repulsive. In this regime, the low-energy excitations of the QD consist of adding or removing a single electron from the dot [Fig. 1(a), bottom right-hand panel]. Coupling the QD to superconducting leads results in the formation of conventional ABS, which are responsible for electron transport in this regime.

II. OBSERVATION OF PAIR AND SINGLE-PARTICLE TRANSPORT REGIMES

The SSET devices are fabricated by c-AFM lithography [27], as shown in Fig. 1(b). Using a voltage-biased c-AFM tip ($V_{\text{tip}} = 12 \text{ V}$), we first ‘‘write’’ a nanowire network consisting of main channel leads (1 and 5) and three voltage sense leads (2, 3, and 4). The c-AFM tip is then directed to cut across the main channel with a small negative voltage applied ($V_{\text{tip}} = -0.3 \text{ V}$) to engineer two tunnel barriers separated by $1 \mu\text{m}$ and located between leads 3 and 4. The tunnel barriers define the QD, and their strength determines the initial coupling strength to the leads. The nanowire section between leads 2 and 3 has no barriers and serves as a control wire. Finally, a side gate nanowire is written $1 \mu\text{m}$ away from the main channel to tune the chemical potential μ , interaction strength U , and tunneling coefficient t . All of the nanowires have width $w \sim 10 \text{ nm}$ at room temperature

[14]. The entire setup can be regarded as a superconducting nanowire-QD-nanowire system.

Transport is measured in a four-terminal setup: we extract the differential conductance dI/dV of the QD by passing a current through the main channel and simultaneously measuring the voltage drop between leads 3 and 4. Figure 2(a) shows the differential conductance dI/dV of a typical SSET device as a function of the source-drain bias V_{34} and side gate voltages V_{sg} [see Fig. 1(b)] at low temperatures $T = 50$ mK and zero magnetic field ($B = 0$ T). Four distinct transport regimes can be identified in terms of V_{sg} ranges: (i) well-defined conductance diamonds associated with resonant pair tunneling ($V_{sg} < -40$ mV), (ii) subgap transport via pair-bound states ($-40 < V_{sg} < -30$ mV), (iii) subgap transport via

Andreev bound states ($-30 < V_{sg} < -10$ mV), and (iv) Josephson transport ($V_{sg} > -10$ mV).

(i) The well-defined conductance diamonds regime ($V_{sg} < -40$ mV) is qualitatively similar to the transport reported in Ref. [27], in which we have associated the diamonds with resonant tunneling of strongly bound electron pairs. A series of zero-bias peaks (ZBP) are present near the “tips” of the diamonds, as indicated in Fig. 2(a). The ZBPs bifurcate as we increase the magnetic field above a critical value ($B_p \sim 1-2$ T), indicating the breaking of strongly bound pairs [Fig. 2(c)]. B_p is typically much larger than the upper critical magnetic field, $\mu_0 H_{c2} \sim 0.3$ T, for destroying superconductivity [27].

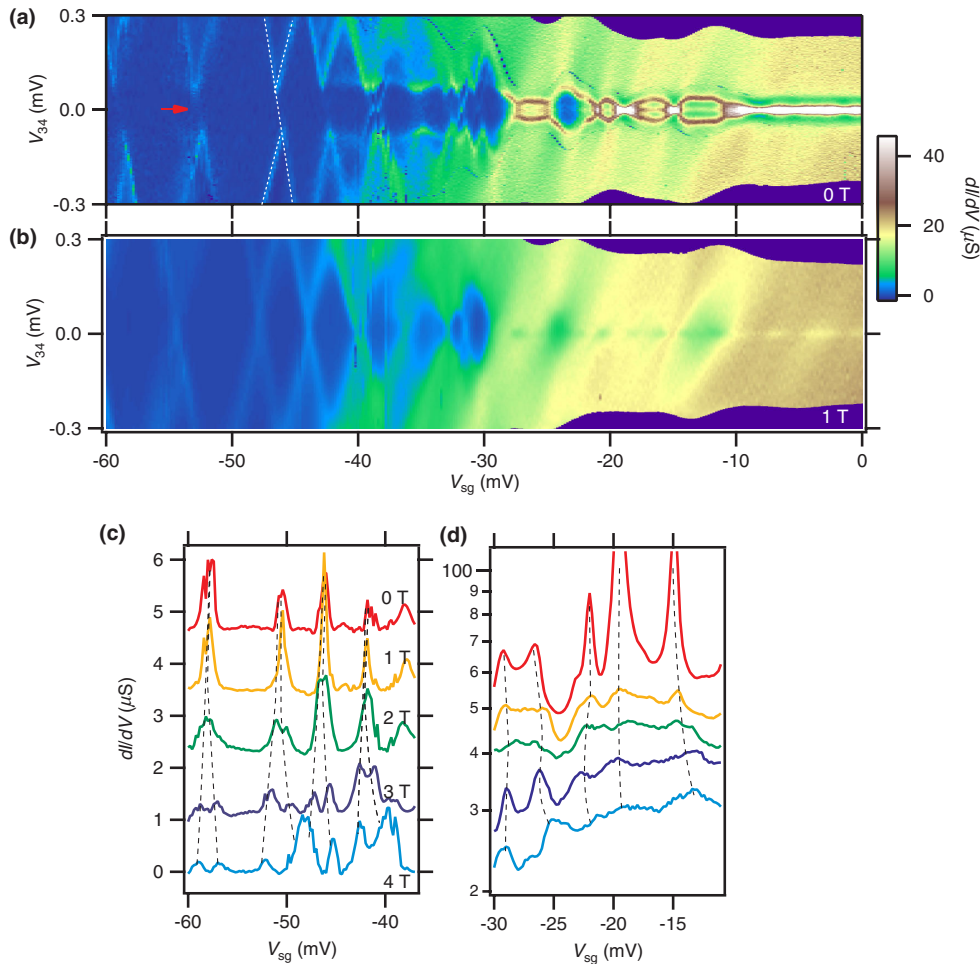


FIG. 2. Transport characteristics. At $T = 50$ mK, dI/dV is measured as a function of V_{34} and V_{sg} at (a) $B = 0$ T and (b) $B = 1$ T. The dashed line in (a) is a guide to the eye showing how the diamonds are offset. The fact that the diamonds can be connected by a straight line indicates that one lead has a gap while the other is not gapped. The red arrow indicates the location of zero-bias peak. (c) Zero-bias line cuts at $B = 0-4$ T in low V_{sg} range ($-60 < V_{sg} < -35$ mV). The ZBPs bifurcate above B_c (1–2 T), signifying pair tunneling. Curves are shifted by $1.16 \mu\text{S}$ starting from $B = 4$ T data for clarity. (d) Zero-bias line cuts at $B = 0-4$ T in high V_{sg} range ($-30 < V_{sg} < -10$ mV). The ZBPs do not bifurcate, signifying single-electron tunneling. Curves are shifted by $7.75 \mu\text{S}$ starting from $B = 4$ T data for clarity.

The diamonds have a nearly insulating gap of roughly $4\Delta/e$, where $\Delta \sim 48 \mu\text{eV}$, in contrast to those observed in Ref. [27] without the insulating gap. This conductance gap, which is determined by the superconducting gap Δ_s in the source lead (as we discuss later), is only weakly dependent on V_{sg} since the source lead is weakly coupled to the side gate. Moreover, the diamonds are offset horizontally while still being connected by a straight line [see Fig. 2(a)], which (as we discuss below) indicates that the drain lead has gapless excitations while the source lead remains gapped. Such gapless excitations can arise from nanoscale imperfections (e.g., in carrier density), although the source and drain leads should be nominally identical. At sufficiently large magnetic fields, the pairing gap and the offset between the diamonds are simultaneously suppressed; see Fig. 2(b). The field (~ 1 T) at which the offset vanishes coincides with B_p for electron pairing, suggesting the source lead is still gapped even when the superconductivity is suppressed above the upper critical field, $\mu_0 H_{c2} \sim 0.3$ T.

- (ii) The subgap transport via pair bound states regime ($-40 < V_{\text{sg}} < -30$ mV) is characterized by the appearance of relatively stronger conductance features inside the gap. These “X”-shaped features extend all the way across the $4\Delta/e$ gap and appear to be particle-hole symmetric. We ascribe these features to pair bound states on the QD: electron pairs that are in a superposition of being a bound pair on the QD and in the superconducting lead.
- (iii) The subgap transport via the ABS regime ($-30 < V_{\text{sg}} < -10$ mV) is characterized by a dramatic change of the transport characteristics. The gap shrinks from $4\Delta/e$ to $2\Delta/e$ and at the same time the subgap features become much “brighter” (dI/dV increases approximately tenfold) and change shapes from characteristic “X” features to “loop” features. We ascribe the dramatic change of the transport to the appearance of Andreev reflections. The absence of features at $V_{34} = 2\Delta/ne$ ($n = 1, 3, 4, \dots$) suggests that multiple Andreev reflection processes are irrelevant. Rather, the well-defined smooth loop features are a clear manifestation of transport via ABS.

In the diamond regime and the pair-bound state regime, the lowest excited state of the QD corresponds to adding (or removing, depending on V_{sg}) a pair of electrons from the dot. The emergence of ABS loops indicates the lowest excited QD level is characterized by adding (or removing) a single electron to the dot, as illustrated in Fig. 1(a). This assignment of the QD excitation structure can be further confirmed by examining the field dependence of the ZBPs. As shown in Fig. 2(d), no signs of ZBP bifurcation are observed up to $B = 4$ T in the ABS

regime, except for a decrease in amplitude of the ZBPs due to suppression of superconductivity. In contrast, in the diamond regime the ZBPs bifurcate above $B_p \sim 1\text{--}2$ T. Since B_p is generally decreasing with increasing V_{sg} [27], this observation supports the conclusion that the origin of the ZBPs is single particle in nature.

All of the over 50 SSET devices we fabricate show electron pairing without superconductivity in the diamond regime. However, in order to observe closed ABS loops the QD has to be coupled to one gapped superconducting lead and one gapless “probe” lead. Although we do not purposefully design the gap structure in our devices, about 10% of the devices do have pronounced ABS loops. The existence of nanoscale imperfections that will sometimes make a particular lead gapless is probably the primary factor in creating conditions necessary to observe ABS.

- (iv) The Josephson regime ($V_{\text{sg}} > -10$ mV) appears at high side gate voltages (and, hence, electron densities). In this regime, the electron tunneling matrix element between the QD and the superconducting leads becomes large enough to enable coherent Josephson transport through the QD. The I - V characteristics in this regime are consistent with the RCSJ model [31,32] of transport through a shunted Josephson junction with a typical critical current $I_c \sim 2.8$ nA (see Appendix D).

III. THEORETICAL MODEL OF TRANSPORT IN THE SSET

The experimental signatures of attractive and repulsive electron-electron interactions in transport can be well described by a minimal model of the SSET device. The ingredients for the model are (1) a superconducting lead with gapped excitations—which acts as a source of electron pairs, (2) a QD with a single-electron level of either attractive or repulsive interactions, (3) and a normal lead with gapless excitations—which acts as a sensor of electronic states on the QD. The reason for including both a gapless and a superconducting lead in the model is the fact that sketched LAO/STO nanowires tend to show at the same time both electron pairing and gapless excitations. This dual nature has been observed in previous tunneling experiments [9] and is consistent with our observations of subgap transport all the way to zero bias.

We now discuss the origin of the conductance features that appear in transport measurements. Our starting point is the single-level QD Hamiltonian,

$$H_{\text{QD}} = \sum_{\sigma=\{\uparrow,\downarrow\}} \varepsilon_{\sigma} n_{\sigma} + U n_{\uparrow} n_{\downarrow}, \quad (1)$$

where $n_{\sigma} = d_{\sigma}^{\dagger} d_{\sigma}$ is the electron number operator, d_{σ}^{\dagger} (d_{σ}) creates (annihilates) an electron with spin σ on the QD, ε_{σ} is

the single-electron energy on the QD (which is tuned by V_{sg} and the B field), and U is the electron interaction parameter that can be both positive (repulsive) and negative (attractive). As we describe in the Introduction, in the zero magnetic field ($\varepsilon_{\uparrow} = \varepsilon_{\downarrow}$) the parity of the QD ground and first excited state depends on the sign of interactions. Specifically, for the case of attractive interactions ($U < 0$), the QD ground state has even parity as does the first excited state, and the odd parity states lie at higher energies [see Fig. 1(a)].

How does the unusual level structure in the presence of attractive interactions on the QD reflect on transport through the QD? We begin by considering the case in which both the superconducting and the normal leads are weakly coupled to the QD. In this case, the electrons move by a series of resonant pair-tunneling processes: the electron pair tunnels from the source lead to the QD and then to the drain lead. In order for the resonant tunneling processes to take place, the two-electron excitation on the QD must be resonant with an occupied two-electron state in the source lead and an empty two-electron state in the drain lead. The two-electron spectral function in a superconductor has a 4Δ gap, as compared to the one-electron spectral function that has a 2Δ gap. Taking into account this gap we find the conductance maps (see Fig. 3). We observe that in order to connect the two diamonds with a straight line, as we see in the experiment, we must have one lead gapless, resulting in a $4\Delta/e$ gap, as shown in Fig. 2(a). We note that the electron pairs in the source and drain leads can still tunnel through the QD; however, the contributed conductance is very small due to the low density of states. The

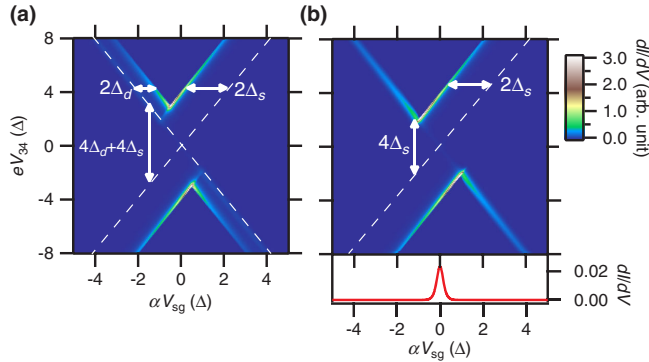


FIG. 3. Simulation of pair conductance diamonds on varying gapped excitations in the leads. (a) When both source and drain leads only have gapped excitations, the diamonds are offset away from the gapless excitations indicated by the dashed lines. An insulating gap of $4(\Delta_s + \Delta_d)/e$ appears between the tips of diamonds, where Δ_s and Δ_d are the pairing gaps of source and drain leads. (b) When the drain lead has gapless excitations, one side of the diamonds stays connected by a straight line. Note electron pairs can still tunnel through the device when $|V_{34}| < 2\Delta_s/e$, as shown in the conductance peak at zero-bias in the bottom panel. α on the x -axes is the lever arm ratio converting V_{sg} to energy.

conductance peak at zero bias, shown in Fig. 3(b), is consistent with the observation in Fig. 2. Further details of the transport theory in the conductance diamond regime can be found in Appendix A.

As the coupling between the QD and the superconducting lead becomes stronger, the QD begins to coherently exchange electrons with the superconductor. We describe these processes by supplementing H_{QD} with H_{SC} , which describes the conventional gapped Bogoliubov excitations in the superconducting lead, and H_T , which describes the electron tunneling between the superconducting lead and the QD:

$$H = H_{\text{SC}} + H_{\text{QD}} + H_T, \quad (2)$$

$$H_{\text{SC}} = \sum_{k\sigma} \xi_k c_{k\sigma}^+ c_{k\sigma} + \Delta \sum_k (c_{k\uparrow}^+ c_{-k\downarrow}^+ + c_{-k\downarrow} c_{k\uparrow}), \quad (3)$$

$$H_T = \sum_{k\sigma} t c_{k\sigma}^+ d_{\sigma} + \text{H.c.}, \quad (4)$$

where $c_{k\sigma}^+$ and $c_{k\sigma}$ are the electron creation and annihilation operators in the superconducting lead, ξ_k is the electron energy in the absence of the pairing gap Δ , and t is the tunneling coefficient.

The experimentally observed subgap features can be readily seen in the one- and two-electron density of states (DOS) computed within our model (see Appendixes B and C for details). For the case of strong attractive interactions ($U < -\Delta$), only the two-electron spectral function has subgap features. These “X”-shaped features originate in pair-bound states on the QD and have particle-hole symmetry [see Fig. 4(a)]. On the other hand, for the case of strongly repulsive interactions ($U > \Delta$), only the one-electron spectral function has subgap features, and these originate in the ABS [see Fig. 4(b)]. The qualitative appearance of these subgap features is not sensitive to

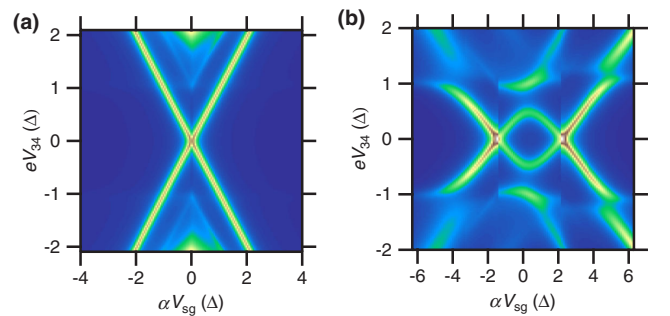


FIG. 4. Theoretical calculation of DOS spectra in a single-level QD in the presence of (a) attractive ($U = -4\Delta$) and (b) repulsive ($U = 2\Delta$) electron-electron interaction. For the case (a) of strong attractive interactions, the two-electron “X”-shaped resonances are dominant, whereas for case (b) of strong repulsion, the dominant subgap “loop” features are one-electron resonances with Andreev bound states.

details such as the tunneling strength t or the exact value of the interaction strength U . By comparing the subgap spectral function features with the experimental transport data, we can identify two regimes in the transport data: the pair-bound state regime and the ABS regime. We therefore identify the experimentally observed transition in the character of transport with the change in the sign of electron-electron interactions on the QD.

IV. MECHANISMS FOR DENSITY-TUNED INTERACTIONS—LIFSHITZ TRANSITION AND OTHER ALTERNATIVES

To model the experimentally observed transition from attractive to repulsive interactions, we extend the QD to 4 levels with the lower 2 levels of attractive character and the upper 2 levels of repulsive character. The corresponding one- and two-electron spectral functions [see Fig. 5(b)] show two distinct regimes: “X”-shaped two-electron features at low electron densities on the QD and loop-shaped features at high electron densities. The simple four-level QD calculation agrees with the experimental data quite well [see Fig. 5(a)].

While electron-electron interactions are generally tuned by the electron density, it is important to consider why the observed transition from attractive to repulsive interactions is of such an abrupt function of the electron density. We suspect that the underlying mechanism is connected to the Lifshitz transition at the LAO/STO interface. The 2DEG at interface is formed from the three titanium t_{2g} d electron bands. Interfacial confinement effects split these d electron bands into a lower d_{xy} band and higher d_{xz}/d_{yz} bands [33]. Lateral (1D) confinement can create subband structure

but is expected to preserve the underlying orbital character.

We conjecture that the d_{xy} electrons have attractive character while the d_{xz}/d_{yz} electrons have repulsive character. At low electron densities only the d_{xy} levels are available and, hence, the interactions on the QD are attractive. At a critical electron density, marked by the Lifshitz transition point (on the QD), the higher d_{xz}/d_{yz} bands become available and the interactions on the QD become repulsive. This interpretation that the lower d_{xy} band is the cradle of attractive interactions is consistent with the measurement at the 2D LAO/STO interface, which shows that the optimal doping for superconductivity happens at the Lifshitz transition [33]. We note that an alternative description of phenomena ascribed to the Lifshitz transition has been presented by Maniv *et al.* [34], who ascribe the onset of superconductivity as arising from population of the d_{xz}/d_{yz} bands and interactions within those bands that map out the superconducting dome.

Titanium d_{xy} ferromagnetism has been reported at the 2D LAO/STO interface [35], which might imply that the d_{xy} band has repulsive electron-electron interactions. However, there is evidence from a variety of experiments that d_{xy} electrons can pass through a mobility edge [36], with the localized electrons giving rise to moments available for magnetic ordering, while the latter give rise to other transport phenomena. Indeed, there are several reports showing a coexistence of superconducting and ferromagnetic order [37,38].

We now consider alternative explanations aside from the Lifshitz transition for the abrupt change in the character of transport. Abruptly increasing the tunneling matrix element t (e.g., by gating the barrier between the QD and the superconducting lead) may seem like a viable candidate for affecting the ground-state parity [30], but an increase in t (with increasing V_{sg}) neither favors an odd parity ground state nor does it bring down the single-electron states into the gap, which conflicts with the observation here. A more workable possibility is to abruptly introduce a large Zeeman field, in the presence of attractive interactions, to break the electron pairs on the QD and thus drive a transition from the two-electron to the one-electron transport regime. However, the only possible origin of such a Zeeman field is the exchange interaction between electron spins on the QD and a magnetic impurity spin in a charge trap. Loading an electron into the charge trap has a large impact on the transport characteristics [27,39,40], either giving rise to a sudden “sawtoothlike” diamond if the trap is in parallel with the QD [40,41] or causing a large insulating gap independent of the opening and closing of the pairing gap inside the diamonds if the trap is in series with the QD. Because these trap signatures are not observed here, it is highly unlikely that the transition could be attributed to the transition to the presence of impurity spin.

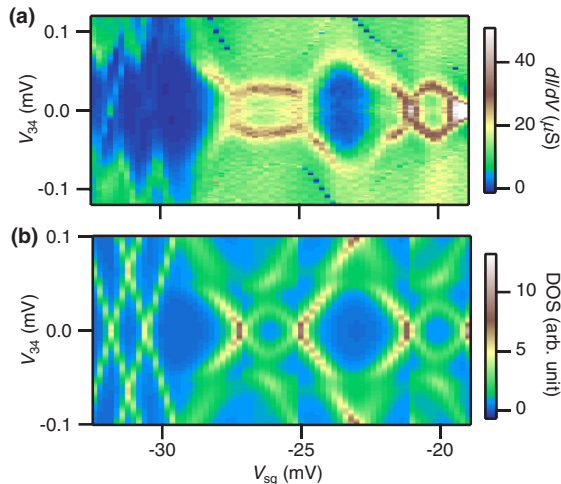


FIG. 5. Comparison between data and calculation. (a) Magnified data plot in $-33 < V_{sg} < -19$ mV. (b) Calculation of the DOS on the QD in the same V_{sg} range. The QD is restricted to 4 levels, with negative (positive) interaction for the bottom (upper) 2 levels in band 1 (2).

V. SIGNATURES OF PREFORMED PAIRS

Thus far, we have discussed our observations of ABS at the strongly correlated LAO/STO interface. In other strongly correlated systems like high- T_c cuprates, ABS is predicted to exist in the pseudogap regime [42]. We now explore the correlation between ABS and preformed pairs in LAO/STO by studying the low-magnetic-field dependence of ABS loops. As shown in Figs. 6(a)–6(h), the amplitude and width (2Δ in V_{34} direction) of the ABS loops shrink with increasing magnetic field. This evolution is more clearly visible by examining the average line cuts in the range $-15 < V_{sg} < -10$ mV [see Fig. 6(i)]. The ABS peaks are completely suppressed above $\mu_0 H_{c2} = 0.3$ T. The remaining dip at zero bias is an indication of the pairing gap at higher fields. At $B < \mu_0 H_{c2}$, additional ZBP features appear inside the loops and carry supercurrent at $V_{sg} = -20, -15,$ and -6 mV, where the QD levels align with the source and drain chemical potentials. These features are a consequence of coherent pair tunneling across the QD and are not present in every device. The extracted pairing energy (for the lead) decreases linearly with increasing field, with a zero-energy field intercept

$B_i = 1.3$ T, which is consistent with B_p in the lower V_{sg} regime [see Fig. 6(j)].

VI. CONCLUSIONS AND OUTLOOK

The sign of the electron-electron interaction at the LAO/STO interface has a profound influence on the electron transport in SSET devices. The attractive interaction in the low V_{sg} regime results in electrons tunneling in pairs even at conditions where superconductivity is suppressed. Meanwhile, the emergence of single-particle ABS loops in the high V_{sg} regime is characteristic of repulsive electron-electron interactions. This abrupt sign change of electron-electron interactions, tuned by a single parameter V_{sg} , is postulated to be driven by the discontinuity of band structure at the Lifshitz transition.

The nature of superconductivity in STO is still not well understood, more than 50 years after its discovery. The observation of tunable electron-electron interactions in LAO/STO nanostructures provides important insights into basic mechanisms that lead to electron pairing in STO. At the same time, the ability to program the sign of

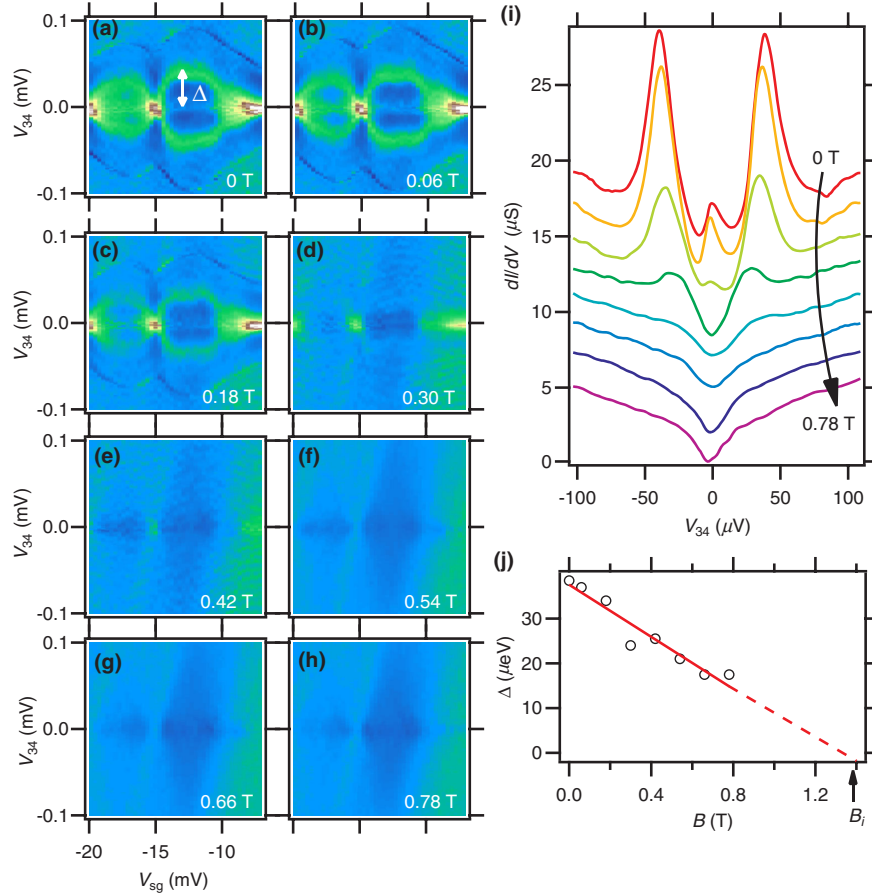


FIG. 6. Low-field dependence of ABS. (a)–(h) ABS loops at $B = 0, 0.06,$ and 0.18 – 0.78 T in steps of 0.12 T. (i) Average vertical line cuts (averaged in $-14 < V_{sg} < -11$ mV). Curves are shifted for clarity. (j) Extracted pairing gap size as function of B .

electron-electron interactions can potentially play a critical role in solid-state quantum nanodevices and/or simulation.

ACKNOWLEDGMENTS

This work is supported by the Air Force Office of Scientific Research under Grants No. FA9550-10-1-0524 (J. L.) and No. FA9550-12-1-0057 (J. L., A. D., A. B. T.), the National Science Foundation under Grant No. DMR-1104191 (J. L.), and the Office of Naval Research under Grant No. N00014-15-1-2847 (J. L.). Work at the University of Wisconsin was financially supported by the DOE Office of Basic Energy Sciences under Award No. DE-FG02-06ER46327. D. P. acknowledges support from the Charles E. Kaufman foundation and thanks the Aspen Center for Physics for its hospitality.

APPENDIX A: TRANSPORT IN THE WELL-DEFINED CONDUCTANCE DIAMONDS REGIME

In the well-defined conductance diamonds regime, the strong electron-electron attraction dominates the spectrum of the QD. Therefore, we treat the electrons on the QD as being tightly bound into pairs, and low-energy excitations of the QD correspond to adding or removing an electron pair from the QD. The effective Hamiltonian for the QD becomes

$$H_{\text{QD}} = (C_{\text{sg}} V_{\text{sg}} - 2ne)^2 / C_{\Sigma}, \quad (\text{A1})$$

where C_{sg} and C_{Σ} are the effective gate capacitance and total capacitance for adding electron pairs, and n is the number of pairs on QD. We model the transport through the QD using a master equation that describes the hopping of electron pairs between the leads and the QD. To connect the QD to the leads, we need the two-electron spectral functions $A_1^{(2)}(\omega)$ and $A_2^{(2)}(\omega)$ in the two superconducting leads along with the pair distribution functions. We can split the spectral function in the leads into three contributions [43]: (1) a peak at $\omega = 0$ corresponding to the pair condensate (this peak is expected to be significantly broadened for 1D superconductors, like our leads); (2) a finite spectral weight for $\omega < 2\Delta$ corresponding to bound pairs at finite momentum (i.e., the phase and amplitude modes); (3) a large spectral weight at $\omega \geq 2\Delta$ corresponding to pairs of free propagating particles (either holelike or electronlike).

Instead of computing the spectral function and the pair distribution function from first principles, we use a phenomenological model. To account for the fact that the pairs are made of electrons, we use the Fermi distribution function n_F to model the pair distribution function. We model the spectral function using the expression

$$A_j^{(2)}(\omega) = \text{Re} \left(\frac{1}{\sqrt{\omega^2 - (2\Delta_j)^2 + i\gamma_j^2}} \right), \quad (\text{A2})$$

which has peaks at $\omega = \pm 2\Delta$ associated with type (3) excitation and a finite weight at $0 \leq \omega < 2\Delta$ associated with type (1) and (2) excitations.

Consider the V_{sg} range near the tip of one of the conductance diamonds where the QD level with $n+1$ pairs becomes degenerate with the QD level with n pairs. The populations with n and $n+1$ pairs on the QD follow

$$\begin{aligned} \dot{c}_n &= -c_n \sum_{j=1,2} A_j(\mu_j - \varepsilon) n_F(\mu_j - \varepsilon) \\ &\quad + c_{n+1} \sum_{j=1,2} A_j(\mu_j - \varepsilon) [1 - n_F(\mu_j - \varepsilon)], \end{aligned} \quad (\text{A3})$$

$$\begin{aligned} \dot{c}_{n+1} &= c_n \sum_{j=1,2} A_j(\mu_j - \varepsilon) n_F(\mu_j - \varepsilon) \\ &\quad - c_{n+1} \sum_{j=1,2} A_j(\mu_j - \varepsilon) [1 - n_F(\mu_j - \varepsilon)], \end{aligned} \quad (\text{A4})$$

where $\mu_1 = eV_{34}/2$ and $\mu_2 = -eV_{34}/2$ are the chemical potentials in the two leads and $\varepsilon = \alpha(V_{\text{sg}} - V_{\text{sg}0})$ converts V_{sg} to energy with the lever arm α and $V_{\text{sg}0}$ is the degeneracy point between states with n and $n+1$ pairs on the QD. The corresponding current is

$$\begin{aligned} I(\mu_1, \mu_2, \varepsilon) &= \frac{A_1^{(2)}(\mu_1 - \varepsilon) A_2^{(2)}(\mu_2 - \varepsilon) [n_F(\mu_1 - \varepsilon) - n_F(\mu_2 - \varepsilon)]}{A_1^{(2)}(\mu_1 - \varepsilon) + A_2^{(2)}(\mu_2 - \varepsilon)}. \end{aligned} \quad (\text{A5})$$

dI/dV obtained from this formula is plotted in Fig. 3.

APPENDIX B: SPECTRAL FUNCTIONS

Following Eqs. (2)–(4), we work in the Bogoliubov quasiparticle representation with $\xi_k = \hbar^2 k^2 / (2m^*) - E_F$, where E_F is the Fermi energy and m^* is the effective mass of the electron. The creation and annihilation operators can be written as

$$c_{k\uparrow} = u_k \gamma_{k\uparrow} + v_k \gamma_{k\downarrow}^{\dagger}, \quad (\text{B1})$$

$$c_{-k\downarrow} = u_k \gamma_{k\downarrow} - v_k \gamma_{k\uparrow}^{\dagger}, \quad (\text{B2})$$

where $u_k = \sqrt{\frac{1}{2}(1 + (\xi_k/E_k))}$ and $v_k = \sqrt{\frac{1}{2}(1 - (\xi_k/E_k))}$. This brings H_{SC} to the diagonal form,

$$H_{\text{SC}} = \sum_{k\sigma} E_k \gamma_{k\sigma}^{\dagger} \gamma_{k\sigma}, \quad (\text{B3})$$

where $E_k = \sqrt{\Delta^2 + \xi_k^2}$. Then we can write H_T as

$$H_T = \sum_{kj\sigma} [t_j(u_k\gamma_{k\sigma}^\dagger + \sigma v_k\gamma_{k\bar{\sigma}})d_{j\sigma} + \text{H.c.}], \quad (\text{B4})$$

where the tunneling coefficients t_j depend on only the QD's energy level j .

We then numerically reconstruct the QD's DOS by computing the one- and two-electron spectral functions, which are given by

$$A_{j,\sigma}^{(1)}(V) = \sum_n (|\langle \psi_n | d_{j\sigma} | \psi_g \rangle|^2 \delta(E_n - E_g - eV) + |\langle \psi_n | d_{j\sigma}^\dagger | \psi_g \rangle|^2 \delta(E_n - E_g - eV)), \quad (\text{B5})$$

$$A_{i,j}^{(2)}(V) = \sum_n (|\langle \psi_n | d_{i\uparrow} d_{j\downarrow} | \psi_g \rangle|^2 \delta(E_n - E_g - eV) + |\langle \psi_n | d_{i\uparrow}^\dagger d_{j\downarrow}^\dagger | \psi_g \rangle|^2 \delta(E_n - E_g - eV)), \quad (\text{B6})$$

where $|\psi_g\rangle$ represents the ground state of the composite superconductor-QD system and $\{|\psi_n\rangle\}$ the manifold of excited states, with E_g and $\{E_n\}$ being their respective energies. The QD's DOS is then given by

$$N_{\text{QD}}(V) = \sum_{j,\sigma} A_{j,\sigma}^{(1)}(V) + \sum_{i,j} A_{i,j}^{(2)}(V). \quad (\text{B7})$$

In the calculations of this work, we account for broadening effects by replacing the delta functions in Eqs. (A5) and (B1) for (unity normalized) Lorentzians with width Γ of the form

$$\delta(E_e - E_g - eV) \rightarrow \frac{\Gamma/(2\pi)}{(E_e - E_g - eV)^2 + (\Gamma/2)^2}. \quad (\text{B8})$$

APPENDIX C: NUMERICAL CALCULATION OF THE DOS

In tunnel experiments, one can typically express the tunneling current in terms of the spectral functions. In particular, if the DOS of the tunneling probe can be assumed to be approximately constant, one can show that to lowest order in the tunneling [44]

$$\frac{dI}{dV} \propto \sum_{j,\sigma} A_{j,\sigma}^{(1)}(-eV), \quad (\text{C1})$$

which allows for a direct mapping between the one-electron DOS of the device and the measured dI/dV .

We numerically reconstruct the QD's DOS by diagonalizing the model Hamiltonian as a function of chemical potential $\mu(V_{\text{sg}})$ to compute the one- and two-electron spectral functions, as instructed by Eq. (B7). We first

consider the superconductor's quasiparticle modes in the continuum limit, so that

$$H_{\text{SC}} = \sum_{\sigma} \int_{\Delta}^{\infty} dE \gamma_{\sigma}^{\dagger}(E) E \gamma_{\sigma}(E), \quad (\text{C2})$$

$$H_T = \sum_{j,\sigma} t_j \int_{\Delta}^{\infty} dE g(E) [u(E) \gamma_{\sigma}^{\dagger}(E) + \sigma v(E) \gamma_{\sigma}(E)] d_{j,\sigma} + \text{H.c.}, \quad (\text{C3})$$

where $\gamma_{\sigma}(E) = g(E) \gamma_{k\sigma}$ and

$$g(E) = \sqrt{\frac{L dk}{2\pi dE}} = \left(\frac{L \sqrt{m}}{2\pi \sqrt{2\hbar} (E^2 - \Delta^2)^{3/4}} \right)^{1/2}, \quad (\text{C4})$$

with L being the length of the superconducting wire. We then discretize the energy integrals and the energy-dependent quasiparticle operators into M effective modes according to

$$\int_{E_i}^{E_{i+1}} dE f(E) \cong \varepsilon f(E_{i+1/2}), \quad (\text{C5})$$

$$\gamma_{\sigma}(E_{i+1/2}) = \gamma_{i\sigma} / \sqrt{\varepsilon}, \quad (\text{C6})$$

where

$$\varepsilon = \frac{E_c - \Delta}{M} \quad (\text{C7})$$

is the energy spacing between two consecutive quasiparticle levels, defined in terms of an energy cutoff E_{cut} . Putting these results together gives the final form of the discretized superconductor and tunneling Hamiltonians,

$$H_{\text{SC}} = \sum_{\sigma} \sum_{i=1}^M E_{i+1/2} \gamma_{i\sigma}^{\dagger} \gamma_{i\sigma}, \quad (\text{C8})$$

$$H_T = \sum_{j,\sigma} \sum_{i=1}^M \tau_{ij} [u(E_{i+1/2}) \gamma_{i\sigma}^{\dagger} + \sigma v(E_{i+1/2}) \gamma_{i\bar{\sigma}}] d_{j,\sigma} + \text{H.c.}, \quad (\text{C9})$$

where

$$\begin{aligned} \tau_{ij} &= t_j \sqrt{\varepsilon} g(E_{i+1/2}) \\ &= \tilde{t}_j \left(\frac{\varepsilon E_{i+1/2} / \Delta^2}{(E_{i+1/2}^2 / \Delta^2 - 1)^{3/4}} \right)^{1/2}, \end{aligned} \quad (\text{C10})$$

with

$$\tilde{t}_j = t_j \left(\frac{L \sqrt{m\Delta}}{2\pi \sqrt{2\hbar}} \right)^{1/2}, \quad (\text{C11})$$

which we treat as a free parameter. Other free parameters include the QD's energies $\varepsilon_{j\sigma}$ and the interaction coefficients U_{ij} , which we adjust in order to reproduce the subgap features in the observed dI/dV characteristics shown in Fig. 4(a). We use the experimental estimate of $\Delta = 48 \mu\text{eV}$ for the superconducting gap (at $V_{\text{sg}} = -40 \text{ mV}$) and assume a linear relationship between V_{sg} and μ , phenomenologically found to be approximately given by $\mu \cong eV_{\text{sg}}/20$. The calculated DOS is shown in Fig. 4(b). This simulation is for a four-level QD, with two levels lying within each band, with electrons in band 1 being strongly attracting ($U_1 < 0$) and in band 2 repulsive ($U_2 > 0$). We also allow for interband interactions ($U_{12} \neq 0$). To make this calculation numerically tractable, we reduce the size of the Hilbert space of the SC to the one- and the two-quasiparticle sectors, with the latter being restricted to the subspace of two-quasiparticle states of opposite spins. In addition, we further reduce the size of the total Hamiltonian matrix by considering only the coupling between states whose overall energies lie within the energy window set by the energy cutoff $E_{\text{cut}} = 6\Delta$. The broadening of resonance lines is qualitatively captured by replacing the delta functions by Lorentzians in the spectral functions and by adjusting the width Γ .

APPENDIX D: RCSJ MODEL

At sufficiently high V_{sg} values ($V_{\text{sg}} > -10 \text{ mV}$), the two barriers become transparent and coherent Josephson transport becomes dominant. The I - V curves can be well fitted by the extended resistively and capacitively shunted junction (RCSJ) model [31,32]. We take into account the lead resistance R_L (of wire sections from the barriers to lead 3

and 4) and shunt resistance R_J of the QD [Fig. 7]. The I - V curve takes the following form:

$$I(V_{34}) = \left\{ I_c \text{Im} \left[\frac{I_{1-i\eta}(I_c \hbar/2ek_B T)}{I_{-i\eta}(I_c \hbar/2ek_B T)} \right] + \frac{V_{34}}{R_J} \right\} \frac{R_J}{R_J + R_L}, \quad (\text{D1})$$

where $\eta = \hbar V_{34}/2eRk_B T$, k_B is the Boltzmann constant, and $I_\alpha(x)$ is the modified Bessel function of complex order α . The extracted critical current $I_c = 2.8 \text{ nA}$ (at) is larger than the switch $V_{\text{sg}} = 0 \text{ mV}$ current $I_s = 2.8 \text{ nA}$. Theoretically, the maximum of critical current $I_{c\text{max}}$ has a simple relation with Δ in the strong-coupling regime, $I_{c\text{max}} = 2\pi\Delta e/h$, by assuming equal coupling strength of two barriers, where h is the Planck constant [45]. Taking $\Delta = 48 \mu\text{eV}$, the calculated $I_{c\text{max}} = 11.7 \text{ nA}$ is about 4 times the measured result. This is in fact in excellent agreement considering that only a room-temperature microwave (rf) filter is used in the experiment, as electromagnetic radiation is the major reason for this discrepancy.

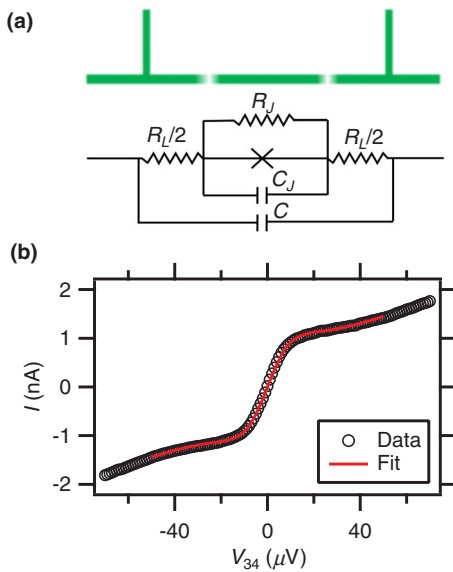


FIG. 7. RCSJ model fitting. (a) Schematic. (b) RCSJ fitting of I - V curve at $V_{\text{sg}} = 0 \text{ mV}$ yielding $I_c = 2.8 \text{ nA}$, $R_J = 40.4 \text{ k}\Omega$, and $R_L = 5.0 \text{ k}\Omega$.

- [1] D. C. Tsui, H. L. Stormer, and A. C. Gossard, *Two-Dimensional Magnetotransport in the Extreme Quantum Limit*, *Phys. Rev. Lett.* **48**, 1559 (1982).
- [2] R. B. Laughlin, *Anomalous Quantum Hall-Effect—An Incompressible Quantum Fluid with Fractionally Charged Excitations*, *Phys. Rev. Lett.* **50**, 1395 (1983).
- [3] J. K. Jain, *Composite-Fermion Approach for the Fractional Quantum Hall Effect*, *Phys. Rev. Lett.* **63**, 199 (1989).
- [4] E. Wigner, *On the Interaction of Electrons in Metals*, *Phys. Rev.* **46**, 1002 (1934).
- [5] D. Pesin and L. Balents, *Mott Physics, and Band Topology in Materials with Strong Spin-Orbit Interaction*, *Nat. Phys.* **6**, 376 (2010).
- [6] J. Bardeen, L. N. Cooper, and J. R. Schrieffer, *Theory of Superconductivity*, *Phys. Rev.* **108**, 1175 (1957).
- [7] N. Reyren *et al.*, *Superconducting Interfaces between Insulating Oxides*, *Science* **317**, 1196 (2007).
- [8] A. D. Caviglia, S. Gariglio, N. Reyren, D. Jaccard, T. Schneider, M. Gabay, S. Thiel, G. Hammerl, J. Mannhart, and J. M. Triscone, *Electric Field Control of the LaAlO₃/SrTiO₃ Interface Ground State*, *Nature (London)* **456**, 624 (2008).
- [9] C. Richter *et al.*, *Interface Superconductor with Gap Behaviour Like a High-Temperature Superconductor*, *Nature (London)* **502**, 528 (2013).
- [10] A. Brinkman, M. Huijben, M. Van Zalk, J. Huijben, U. Zeitler, J. C. Maan, W. G. Van der Wiel, G. Rijnders, D. H. A. Blank, and H. Hilgenkamp, *Magnetic Effects at the Interface between Non-Magnetic Oxides*, *Nat. Mater.* **6**, 493 (2007).
- [11] Ariando *et al.*, *Electronic Phase Separation at the LaAlO₃/SrTiO₃ Interface*, *Nat. Commun.* **2**, 188 (2011).
- [12] F. Bi, M. Huang, S. Ryu, H. Lee, C.-W. Bark, C.-B. Eom, P. Irvin, and J. Levy, *Room-Temperature*

- Electronically-Controlled Ferromagnetism at the LaAlO₃/SrTiO₃ Interface*, *Nat. Commun.* **5**, 5019 (2014).
- [13] S. Thiel, G. Hammerl, A. Schmehl, C. W. Schneider, and J. Mannhart, *Tunable Quasi-Two-Dimensional Electron Gases in Oxide Heterostructures*, *Science* **313**, 1942 (2006).
- [14] C. Cen, S. Thiel, G. Hammerl, C. W. Schneider, K. E. Andersen, C. S. Hellberg, J. Mannhart, and J. Levy, *Nanoscale Control of an Interfacial Metal-Insulator Transition at Room Temperature*, *Nat. Mater.* **7**, 298 (2008).
- [15] C. Cen, S. Thiel, J. Mannhart, and J. Levy, *Oxide Nanoelectronics on Demand*, *Science* **323**, 1026 (2009).
- [16] D. F. Bogorin, C. W. Bark, H. W. Jang, C. Cen, C. M. Folkman, C.-B. Eom, and J. Levy, *Nanoscale Rectification at the LaAlO₃/SrTiO₃ Interface*, *Appl. Phys. Lett.* **97**, 013102 (2010).
- [17] P. Irvin, Y. J. Ma, D. F. Bogorin, C. Cen, C. W. Bark, C. M. Folkman, C. B. Eom, and J. Levy, *Rewritable Nanoscale Oxide Photodetector*, *Nat. Photonics* **4**, 849 (2010).
- [18] G. Cheng *et al.*, *Sketched Oxide Single-Electron Transistor*, *Nat. Nanotechnol.* **6**, 343 (2011).
- [19] J. P. Veazey *et al.*, *Oxide-Based Platform for Reconfigurable Superconducting Nanoelectronics*, *Nanotechnology* **24**, 375201 (2013).
- [20] P. W. Anderson, P. A. Lee, M. Randeria, T. M. Rice, N. Trivedi, and F. C. Zhang, *The Physics behind High-Temperature Superconducting Cuprates: The “Plain Vanilla” Version of RVB*, *J. Phys. Condens. Matter* **16**, R755 (2004).
- [21] P. Monthoux, D. Pines, and G. G. Lonzarich, *Superconductivity without Phonons*, *Nature (London)* **450**, 1177 (2007).
- [22] X. Lin, Z. Zhu, B. Fauqué, and K. Behnia, *Fermi Surface of the Most Dilute Superconductor*, *Phys. Rev. X* **3**, 021002 (2013).
- [23] D. M. Eagles, *Possible Pairing without Superconductivity at Low Carrier Concentrations in Bulk, and Thin-Film Superconducting Semiconductors*, *Phys. Rev.* **186**, 456 (1969).
- [24] A. J. Leggett, in *Modern Trends in the Theory of Condensed Matter*, edited by A. Pekalski and J. Przystawa (Springer, New York, 1980), p. 13.
- [25] P. Nozieres and S. Schmitttrink, *Bose Condensation in an Attractive Fermion Gas—From Weak to Strong Coupling Superconductivity*, *J. Low Temp. Phys.* **59**, 195 (1985).
- [26] M. W. Zwierlein, J. R. Abo-Shaeer, A. Schirotzek, C. H. Schunck, and W. Ketterle, *Vortices and Superfluidity in a Strongly Interacting Fermi Gas*, *Nature (London)* **435**, 1047 (2005).
- [27] G. Cheng *et al.*, *Electron Pairing without Superconductivity*, *Nature (London)* **521**, 196 (2015).
- [28] J. D. Pillet, C. H. L. Quay, P. Morfin, C. Bena, A. L. Yeyati, and P. Joyez, *Andreev Bound States in Supercurrent-Carrying Carbon Nanotubes Revealed*, *Nat. Phys.* **6**, 965 (2010).
- [29] T. Dirks, T. L. Hughes, S. Lal, B. Uchoa, Y. F. Chen, C. Chialvo, P. M. Goldbart, and N. Mason, *Transport through Andreev Bound States in a Graphene Quantum Dot*, *Nat. Phys.* **7**, 386 (2011).
- [30] E. J. H. Lee, X. C. Jiang, M. Houzet, R. Aguado, C. M. Lieber, and S. De Franceschi, *Spin-Resolved Andreev Levels, and Parity Crossings in Hybrid Superconductor-Semiconductor Nanostructures*, *Nat. Nanotechnol.* **9**, 79 (2014).
- [31] H. I. Jorgensen, T. Novotny, K. Grove-Rasmussen, K. Flensberg, and P. E. Lindelof, *Critical Current 0- π Transition in Designed Josephson Quantum Dot Junctions*, *Nano Lett.* **7**, 2441 (2007).
- [32] A. Eichler, R. Deblock, M. Weiss, C. Karrasch, V. Meden, C. Schonenberger, and H. Bouchiat, *Tuning the Josephson Current in Carbon Nanotubes with the Kondo Effect*, *Phys. Rev. B* **79**, 161407(R) (2009).
- [33] A. Joshua, S. Pecker, J. Ruhman, E. Altman, and S. Ilani, *A Universal Critical Density Underlying the Physics of Electrons at the LaAlO₃/SrTiO₃ Interface*, *Nat. Commun.* **3**, 1129 (2012).
- [34] E. Maniv, M. Ben Shalom, A. Ron, M. Mograbi, A. Palevski, M. Goldstein, and Y. Dagan, *Strong Correlations Elucidate the Electronic Structure and Phase Diagram of LaAlO₃/SrTiO₃ Interface*, *Nat. Commun.* **6**, 8239 (2015).
- [35] J. S. Lee, Y. W. Xie, H. K. Sato, C. Bell, Y. Hikita, H. Y. Hwang, and C. C. Kao, *Titanium d_{xy} Ferromagnetism at the LaAlO₃/SrTiO₃ Interface*, *Nat. Mater.* **12**, 703 (2013).
- [36] I. Pallecchi, F. Telesio, D. F. Li, A. Fete, S. Gariglio, J. M. Triscone, A. Filippetti, P. Delugas, V. Fiorentini, and D. Marre, *Giant Oscillating Thermopower at Oxide Interfaces*, *Nat. Commun.* **6**, 6678 (2015).
- [37] J. A. Bert, B. Kalisky, C. Bell, M. Kim, Y. Hikita, H. Y. Hwang, and K. A. Moler, *Direct Imaging of the Coexistence of Ferromagnetism and Superconductivity at the LaAlO₃/SrTiO₃ Interface*, *Nat. Phys.* **7**, 767 (2011).
- [38] L. Li, C. Richter, J. Mannhart, and R. C. Ashoori, *Coexistence of Magnetic Order and Two-Dimensional Superconductivity at LaAlO₃/SrTiO₃ Interfaces*, *Nat. Phys.* **7**, 762 (2011).
- [39] M. Hofheinz, X. Jehl, M. Sanquer, G. Molas, M. Vinet, and S. Deleonibus, *Individual Charge Traps in Silicon Nanowires—Measurements of Location, Spin and Occupation Number by Coulomb Blockade Spectroscopy*, *Eur. Phys. J. B* **54**, 299 (2006).
- [40] S. W. Jung, T. Fujisawa, Y. Hirayama, and Y. H. Jeong, *Background Charge Fluctuation in a GaAs Quantum Dot Device*, *Appl. Phys. Lett.* **85**, 768 (2004).
- [41] K. I. Bolotin, F. Kuemmeth, A. N. Pasupathy, and D. C. Ralph, *Metal-Nanoparticle Single-Electron Transistors Fabricated Using Electromigration*, *Appl. Phys. Lett.* **84**, 3154 (2004).
- [42] H. Y. Choi, Y. Bang, and D. K. Campbell, *Andreev Reflections in the Pseudogap State of Cuprate Superconductors*, *Phys. Rev. B* **61**, 9748 (2000).
- [43] R. B. Diener, R. Sensarma, and M. Randeria, *Quantum Fluctuations in the Superfluid State of the BCS-BEC Crossover*, *Phys. Rev. A* **77**, 023626 (2008).
- [44] H. Bruus and K. Flensberg, *Many-Body Quantum Theory in Condensed Matter Physics: An Introduction* (Oxford University Press, New York, 2004), p. 466.
- [45] C. W. J. Beenakker and H. van Houten, *Resonant Josephson Current through a Quantum Dot*, *arXiv:cond-mat/0111505*.