

Ecology and Evolution

Open Access

Big catch, little sharks: Insight into Peruvian small-scale longline fisheries

Philip D. Doherty^{1,2}, Joanna Alfaro-Shigueto^{1,3}, David J. Hodgson¹, Jeffrey C. Mangel^{1,3}, Matthew J. Witt^{1,2} & Brendan J. Godley¹

¹Centre for Ecology and Conservation School of Biosciences, University of Exeter, Penryn Campus, Penryn, Cornwall TR10 9EZ, U.K.

²Environment and Sustainability Institute, University of Exeter, Penryn Campus, Penryn, Cornwall TR10 9EZ, U.K.

³Pro Delphinus, Octavio Bernal 572-5, Lima 11, Peru

Keywords

Conservation, CPUE, Peru, sharks, small-scale fisheries, sustainability.

Correspondence

Brendan J. Godley

Centre for Ecology and Conservation School of Biosciences, University of Exeter, Penryn Campus, Penryn, Cornwall TR10 9EZ, U.K.

Tel: +44 (0) 1326 371861; Fax: +44 (0) 1326 371829; E-mail: b.j.godley@exeter.ac.uk

Received: 22 August 2013; Revised: 8 April 2014; Accepted: 8 April 2014

Ecology and Evolution 2014; 4(12): 2375–2383

doi: 10.1002/ece3.1104

Abstract

Shark take, driven by vast demand for meat and fins, is increasing. We set out to gain insights into the impact of small-scale longline fisheries in Peru. Onboard observers were used to document catch from 145 longline fishing trips (1668 fishing days) originating from Ilo, southern Peru. Fishing effort is divided into two seasons: targeting dolphinfish (*Coryphaena hippurus*; December to February) and sharks (March to November). A total of 16,610 sharks were observed caught, with 11,166 identified to species level. Of these, 70.6% were blue sharks (*Prionace glauca*), 28.4% short-fin mako sharks (*Isurus oxyrinchus*), and 1% were other species (including thresher (*Alopias vulpinus*), hammerhead (*Sphyrna zygaena*), porbeagle (*Lamna nasus*), and other Carcharhinidae species (*Carcharhinus brachyurus*, *Carcharhinus falciformis*, *Galeorhinus galeus*). Mean \pm SD catch per unit effort of 33.6 ± 10.9 sharks per 1000 hooks was calculated for the shark season and 1.9 ± 3.1 sharks per 1000 hooks were caught in the dolphinfish season. An average of 83.7% of sharks caught (74.7% blue sharks; 93.3% mako sharks) were deemed sexually immature and under the legal minimum landing size, which for species exhibiting k-selected life history traits can result in susceptibility to over exploitation. As these growing fisheries operate along the entire Peruvian coast and may catch millions of sharks per annum, we conclude that their continued expansion, along with ineffective legislative approaches resulting in removal of immature individuals, has the potential to threaten the sustainability of the fishery, its target species, and ecosystem. There is a need for additional monitoring and research to inform novel management strategies for sharks while maintaining fisher livelihoods.

Introduction

There is growing concern regarding the rate of decline of the world's shark populations due to overfishing (Stevens et al. 2000; Baum et al. 2003; Worm et al. 2013). Additionally, sharks caught as bycatch represent approximately 50% of all chondrichthyan fish catch globally (Bonfil 1994; Stevens et al. 2005). It has been suggested that more than half of all chondrichthyans and three-quarters of pelagic shark species are predicted to be threatened or near threatened (Clarke et al. 2006; Dulvy et al. 2008, 2014), highlighting the need for management programs to enhance sustainability (Stevens et al. 2000).

Sharks are generally considered apex predators of the ecosystems in which they inhabit (Kitchell et al. 2002). Removal of sharks can result in trophic cascades, causing a shift to smaller mesopredators, which in turn can have a large impact on lower trophic levels (Kitchell et al. 2002; Myers et al. 2007; Heithaus et al. 2008). Sharks exhibit K-selected life history strategies, which are characterized by slow growth, late sexual maturity, low fecundity, long gestation periods, and extended life spans (Hutchings et al. 2012). These traits can make sharks more susceptible to exploitation than faster growing, more fecund fish species (Kitchell et al. 2002; Myers et al. 2007). Maximum per capita population growth rate

(r_{\max}) and thus recovery potential of chondrichthyans have been shown to be significantly lower (reflecting increased extinction risk) than those of teleosts (Hutchings *et al.* 2012).

Most studies of shark fishing have, to date, focused on global catch at an industrial level and on associated by-catch of sharks in other fisheries, resulting in a paucity of information regarding direct take in small-scale and artisanal fishing operations. Fisheries and aquaculture directly employ over 44 million people worldwide, 98% of whom live in developing countries (Béné *et al.* 2012). Landings by small-scale fisheries (SSF) are thought to contribute up to a third of global catch (Chuenpagdee *et al.* 2006) and constitute a vital source of protein for approximately two billion people (Béné *et al.* 2012), especially within developing nations. Studies of SSF are, however, generally less numerous than those researching industrialized fishing activities (Chuenpagdee *et al.* 2006; Alfaro-Shigueto *et al.* 2010) and by their nature (i.e., remote, dispersed, and with limited enforcement) are very difficult to monitor, characterize, and manage (Chuenpagdee *et al.* 2006). Chondrichthyans constitute an important fishery resource for developing countries, with catches increasing by approximately 600% between 1950 and 2000 (Catarci 2004).

The southeastern Pacific Ocean off the coast of Peru, incorporating the Humboldt Current System, is one of the most productive coastal upwelling systems in the world (Carr 2002). Year-round upwelling attracts many species and supports the world's largest anchovy (*Engraulis ringens*) fishery (Bouchon *et al.* 2000). There are also extensive SSFs within this region, upon which more than 500,000 people are dependent, four times greater than the number dependent upon industrial fishing (Comision Permanente del Pacifico Sur CPPS 2003). Peru is one of the world's leading fishing nations (Vanuccini 1999); however, the reported catch within the elasmobranch fishery has been shown to represent a minor component of total landings (Stevens *et al.* 2000). Anchovies make up the majority of tonnage landed; this is used primarily in fishmeal, while sharks are a more important component with regard to human consumption (Alfaro-Shigueto *et al.* 2010).

Shark landings in Peru are regulated by the Ministry of Fisheries through the establishment of minimum landing sizes (MLS) for some elasmobranch species (Diario Oficial El Peruano 2001; Decreto Supremo N° 012-2001-PE; blue sharks (*Prionace glauca*): 160 cm total length; short-fin mako sharks (*Isurus oxyrinchus*; herein mako): 170 cm total length). Enforcement of these regulations, however, has not been fully implemented, and awareness of these regulations among fishermen is still limited (Gilman *et al.* 2008). In an attempt to reduce the catch of dolphins within gillnet fisheries (Reyes 1993), and partly due to the collapse of traditional fisheries for bony fish (Bonfil 1994; Catarci 2004),

longline fishing for sharks was reintroduced in Peru in the late 1980s and has greatly increased in recent years (Alfaro-Shigueto *et al.* 2010). Peru has no specific shark finning regulations and has no apparent current need for such regulations because both shark meat and fins are landed and commercialized, with demand coming from both domestic (Gilman *et al.* 2008; Alfaro-Shigueto *et al.* 2010) and international markets (PROMPEX Peru 2006). It is thought, however, that the domestic market for fresh shark meat underpins the industry in Peru more than the fin price (Gilman *et al.* 2008). The purpose of the current study was to characterize the Peruvian longline fishery and to evaluate the composition of shark catch through the use of onboard observers, in order to look toward promoting long-term fishery sustainability.

Methods

From 2005 to 2010, we collected data from Ilo, a port involved in longline fishing, situated in the south of Peru (17°38'S, 71°20'W). Vessels in this fishery are defined as "small-scale" which, according to Peruvian fisheries regulations, contains boats with a maximum of 32.6 m³ of storage capacity, less than 15 m in length, and principally based on manual fishing techniques throughout fishing operations (El Peruano, Ley General de Pesca, 2001). There are two distinct seasons, one targeting sharks (March to November) and another targeting dolphinfish (*Coryphaena hippurus*; December to February). While vessels fish year-round, different techniques and gear characteristics (leader material, hook size, branchline material, and length) are employed during the different seasons and are two distinct fisheries and are therefore considered separately (Alfaro-Shigueto *et al.* 2010).

Onboard observers were used to monitor fishing activity and were trained in shark species identification and in the collection of biometric measurements. In order to maximize data collection opportunities, onboard observers did not participate in fishing activity. The observers recorded fishing effort (number of sets, number of hooks, and length of trip) and the GPS location of fishing sets, taken at the start of the set and at the commencement of hauling in the hooks. Fork length was measured using a flexible measuring tape along with identification of species and sex. Shore-based observers were also used to gather information on number of trips departing from the port, length of trips, target species, and fishing grounds used. Observers worked throughout the year in order to sample from both fishing seasons and to monitor any changes in fishing effort, catch or spatial patterns within seasons (for additional description of methods, see Alfaro-Shigueto *et al.* 2010). A total of 84 observed trips comprising 618 sets of 462,438 hooks targeted sharks

(58%), with 61 observed trips comprising 402 sets of 283,446 hooks targeting dolphinfish (42%; Table S2), totaling 1668 fishing days.

During both seasons, a range of large, J hooks were used (J1 (TL = 91 mm, gape = 30 mm) to J5 (TL = 57.7 mm, gape = 19.6 mm); Table S7), with larger (J1–J2) and fewer hooks spaced further apart when targeting sharks. Branchlines used were typically made of nylon multifilament cord. Cable leaders were used during shark season due to their improved ability to retain sharks and reduce gear loss (Gilman et al. 2008). Trips targeting sharks were longer (average 14.4 days \pm 7.5; 1–49) than those for dolphinfish, (average 7.5 days \pm 2.2; 2–15). Both fisheries used Humboldt squid (*Dosidicus gigas*), flying fish (*Exocoetus volitans*), and chub mackerel (*Scomber japonicus*) as bait. Porcupinefish (*Diodon hystrix*), Peruvian Pacific sardine (*Sardinops sagax sagax*), and small cetacean meat (mostly bottlenose dolphin (*Tursiops truncatus*) and long-beaked common dolphin (*Delphinus capensis*); an illegal practice in Peru) were also used as bait during the shark season (Mangel et al. 2010).

Catch per unit effort (CPUE) is reported as number of sharks caught per 1000 hooks, and data are represented as means \pm standard deviation (range). All spatial analyses and maps were created using ESRI ArcMap 10. A fishnet grid of 2500 km² cells was used to generate spatially explicit data. Fork length (FL) was calculated from total length (TL) for use in comparing the fork lengths measured in observed catch to the legal minimum landing size using the equations: $FL = 0.821 + 0.911(TL)$ for mako sharks and $FL = -1.615 + 0.838(TL)$ for blue sharks (Francis and Duffy 2005). All statistical tests were carried out using the software R v.3.0.2 (R Development Core Team 2010). A one-sample proportions test with continuity correction was carried out to calculate confidence intervals for sex ratios observed within species. For temporal analysis of fork length, we used general linear models (GLMs) with log transformation, where fork length was the dependent variable with sex and season as factors. Shark catch data were zero-inflated, therefore making a poisson error structure invalid, resulting in the use of a negative binomial GLM, which include fixed effects (Year and Season) as well as an offset term for fishing effort, where Hooks was representative of an increase in sharks caught by increments of 1000 hooks of effort. This use of the log offset allows the intercept parameters estimated by the GLM to be interpreted as catch per unit effort. The dependent variable was the total count of sharks captured during a given fishing set. Using the GLM, we were able to calculate the catch for every 1000 hooks deployed. This was accomplished using the means from the model output to derive the catch per unit effort. The negative binomial GLM was fitted using

the MASS package for R v. 3.0.2 (R Development Core Team 2010).

Results

Spatial patterns

A diffuse pattern of CPUE emerges for this fishery (Fig. 1), showing little concentration in specific fishing areas, with trips of high catch rates of sharks spread over the entire fishing area. There is a high proportion of effort along the Peruvian-Chilean Economic Exclusive Zone (EEZ) border, with low catch rate. Higher success is found in higher-latitude Chilean waters, with few fishing trips resulting in zero catch (Fig. 1).

Species composition

A total of 16,610 sharks were landed by the observed vessels with eight shark species identified (Table S1). Blue

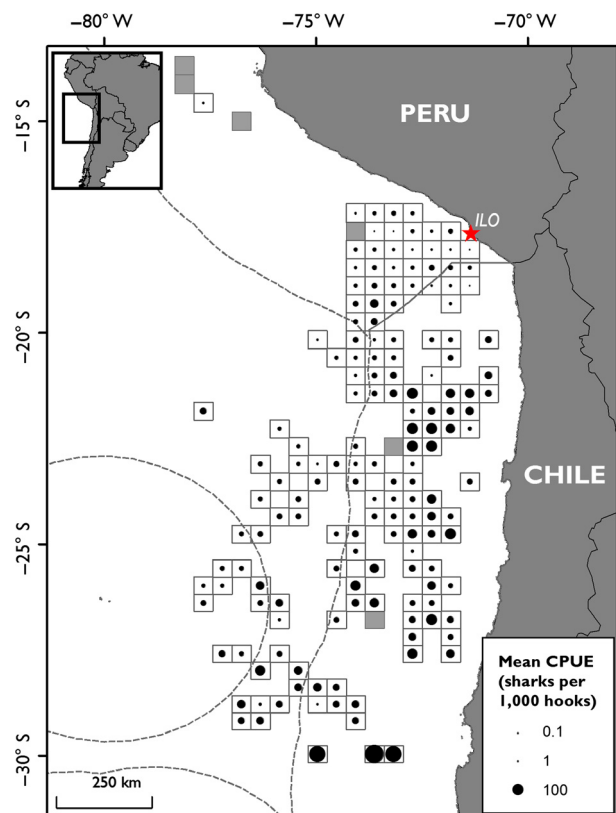


Figure 1. Average catch per unit effort (CPUE; sharks per 1000 hooks) within grid cells of 2500 km² represented by black dots. Gray-shaded grid cells represent areas that were fished, but yielded zero catch. Dashed gray lines represent the EEZs of Peru and Chile, recently agreed between the two countries (Claus et al. 2014, *Flanders Marine Institute; VLIZ*).

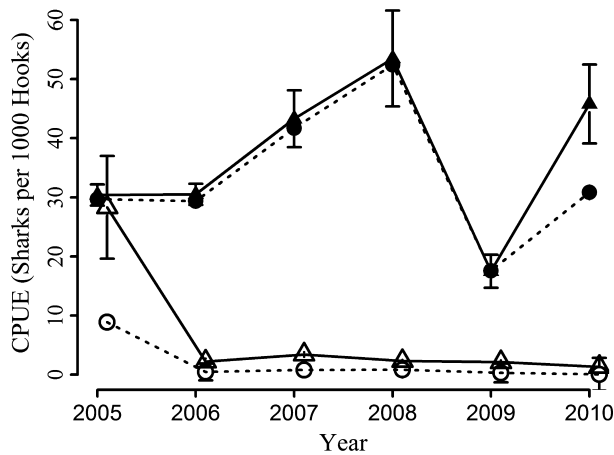


Figure 2. Average CPUE (sharks per 1000 hooks) per year. Nominal CPUE values are plotted for shark season (filled circles) and dolphinfish season (open circles) with unbroken lines. Standardized CPUE values from GLM analysis are plotted for shark season (filled triangles) and dolphinfish season (open triangles) with dashed lines. Standard error bars are shown.

sharks accounted for 70.6% of all sharks caught, mako sharks 28.4%, and other species 1% (Table S1, S4). Ray species, comprising mostly of *Dasyatis* spp., are also caught within these fisheries, but are discarded. The heads of sharks and viscera are also discarded due to storage space constraints, with the rest of the shark retained.

CPUE

Shark catch is spread throughout the year, with sharks being caught in every month (Fig. S2). The longer shark season contributes the majority of the effort observed, with 57.9% of the total number of trips and 60.1% of the sets observed. Within this fishery, 84 trips were observed with 618 sets, deploying 462,438 hooks (Table S2, Fig. S3) with 579 sets (93.7%) resulting in shark capture. A CPUE of 33.6 ± 10.9 sharks per 1000 hooks was calculated (Fig. 2, Table S3). CPUE appears to remain at a relatively constant rate, month to month, with sporadic sets that return higher rates of shark catch (Fig. S2). Shark catch in the dolphinfish season is incidental, but all sharks are retained. During observation of 61 trips, 402 sets and 283,446 hooks were deployed (Table S2), with 98 sets resulting in shark catch (24.4%), resulting in a CPUE of 1.9 ± 3.1 sharks per 1000 hooks (Fig. 2, Table S3). There were occasional sets that returned very high catches of sharks, with three sets in 2005 catching over 150 sharks per set (Fig. S2a).

Size composition

Average fork length was $115.8 \text{ cm} \pm 8.7$ (105.3–127.3) for blue sharks and $99.5 \text{ cm} \pm 10.9$ (89–122.6) for mako

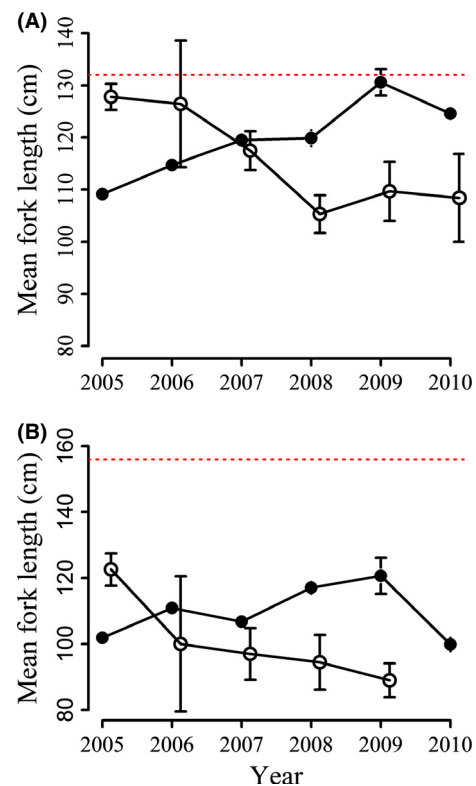


Figure 3. Mean fork length for blue (A) and mako (B) sharks divided by shark season (filled circles) and dolphinfish season (open circles). Dashed line represents the legal minimum landing size for the species. Standard error bars are shown.

sharks within the dolphinfish season. During the shark season, average fork length was $119.9 \text{ cm} \pm 5.2$ (109.7–130.6) for blue sharks and $109.5 \text{ cm} \pm 7.4$ (100–120.7) for mako sharks (Fig. 3, Table S6). There was a significant difference in mean fork lengths for blue sharks between sexes (GLM; $F_{1,4113} = 4.71$, $P < 0.05$), with larger mean fork length in males during the shark season, but no significant difference between sexes or season in fork length for mako sharks (GLM; $F_{1,1736} = 0.04$, $P > 0.1$). For the shark season, an average of $40\% \pm 12$ (27–61) of all sharks captured during the study were measured. An average of $74.7\% \pm 7.3$ (64.5–85.2) of all sharks were under the MLS (blue sharks: $71.1\% \pm 6.8$ (60.6–80); mako sharks: $88.6\% \pm 13$ (63.4–100); Fig. S1, Table S5). For the dolphinfish season, an average of $82\% \pm 35\%$ (5–100) of all sharks captured were measured and an average of $85\% \pm 9.7$ (73–100) were below MLS (blue sharks: $78.6\% \pm 12.9$ (62.5–100); mako sharks: $98.9\% \pm 2.2$ (94.4–100); Fig. S1, Table S5). There was some seasonal variation, however, for one species. The majority of blue sharks caught during the first quarter of the year (January–March) were above the legal MLS for both sexes, with this proportion decreasing

throughout the year (Fig. S4). There was no significant deviance from a 1:1 male to female ratio for either species in either fishery (one-sampled proportion test; blue sharks; $\chi^2 = 0.02$, $P > 0.5$, mako sharks; $\chi^2 = 1.06$, $P > 0.1$).

Discussion

Blue and mako sharks have a pan-Pacific distribution, with tagging studies providing evidence of wide movement throughout the Pacific (Sippel et al. 2011; Abascal et al. 2011); however, no tagging data have yet demonstrated movement across the equator (Weng et al. 2005; Stevens et al. 2010; Sippel et al. 2011). Consensus within the International Scientific Committee (ISC) of the Shark Working Group supports two sub-populations for each of these species in the North Pacific, distinct from the South Pacific demarcated by the equator, although more information is needed to further explore the potential for size and sex segregation as proposed by Nakano (1994). In this study, we have taken major steps forward in beginning to understand some of the patterns of exploitation of the southern stocks.

This study provides the most in-depth analysis of the Peruvian shark fishery to date and underlines the power of using onboard observers in the fisheries sector to obtain detailed information. Given the importance of SSF in Peru (Alfaro-Shigueto et al. 2010; Estrella Arellano and Swartzman 2010), this work highlights areas of possible concern. The number of Peruvian longline vessels involved in the SSF fleet was shown to have increased by >350% between 1995 and 2005, conducting an estimated 11,316 trips in 2002 (in Alfaro-Shigueto et al. 2010), representing a 54% increase over the preceding decade (Estrella Arellano and Swartzman 2010). Alfaro-Shigueto et al. (2010) estimated up to 80 million hooks are set per annum by Peruvian longline vessels. To place these data in a global context, this number of hooks is equal to a third of the global swordfish longline fishery and double the total Hawaiian longline fleet (Lewison et al. 2004). Using global landings of shark weight to calculate national contribution to global shark landings, Lack and Sant (2011) concluded that the entire Peruvian fishery is responsible for 1.2% of global shark catch. Based on recent global estimates of shark take reaching 100 million (range: 63–73 million) sharks caught annually (Worm et al. 2013), the Peruvian SSF would represent some 1.2 million sharks being caught. If the observed catch rates in this study period are representative of the national longline fleet, it is likely that the longline SSF alone is catching in excess of this estimate. Overall national catch figures would be greatly increased when considering the effort of an extensive, yet poorly studied, small-scale gill-

net fishery that also operates in Peru (setting over 100,000 km of nets per annum) specifically targeting sharks and rays (Alfaro-Shigueto et al. 2010).

The CPUE observed in this study (33.6 sharks per 1000 hooks) is higher than many other reported fisheries in the South Pacific region highlighting the biodiversity importance of the region, despite heavy fishing effort. The Chilean dolphinfish and shark fishery caught 24 sharks per 1000 hooks, with the Mexican Pacific (Velez-Marin and Marquez-Farias 2009; Smith et al. 2009), and Papua New Guinean (Kumoru 2003) fisheries catching less than one shark per 1000 hooks (Bizarro et al. 2009). The Costa Rican longline fishery catches high numbers of silky sharks (*Carcharhinus falciformis*) as bycatch, with rates of 2.96 sharks per 1000 hooks (Whoriskey et al. 2011) and 8.08 sharks per 1000 hooks (Dapp et al. 2013) reported. A review of the Brazilian commercial longline fishery (southwest Atlantic) showed higher, but comparable CPUE values to our study, reporting 38.3 blue sharks per 1000 hooks (Montealegre-Quijano and Voreen 2010). This study also demonstrated a dominance of blue sharks and was conducted within similar latitudes, suggesting the possibility of a conspecific niche occupied by blue sharks in the Atlantic Ocean.

Looking into the impact of the Peruvian fishery, removal of large, oceanic predators has been shown to cause deleterious effects on the ecosystems they inhabit, with the potential to cause trophic cascades (Stevens et al. 2000; Myers et al. 2007; Heithaus et al. 2008; Baum and Worm 2009). Given the rapid expansion and growth of Peru's longline fisheries along with high CPUE rates of largely juvenile sharks, it may be that fisheries sustainability comes into question. What has the impact been thus far? Prolonged exposure to fishing pressure has been shown to alter size and age structure within populations (Law 2000; Jackson et al. 2001) with historical data showing that almost all fisheries start out harvesting larger individuals (Jennings and Kaiser 1998). There are recent studies elsewhere that show juvenile and sexually immature individuals are being caught in high numbers (USA: Ward and Myers 2005; Mexico: Bizarro et al. 2009; Cartamil et al. 2011; Costa Rica: Dapp et al. 2013; Chile: Bustamante and Bennett 2013). Powers et al. (2013) examined the changes in size and species winning in fishing rodeos in the Gulf of Mexico between 1929 and 2009. Size of sharks caught was shown to increase until the 1980s and then showed a 50–70% decline with a shift toward smaller shark species, with none of the tiger sharks (*Galeocerdo cuvier*) caught in the last 20 years considered sexually mature. They suggest the increase in longline fishing activity from the 1990s as the cause of such a decline in size. Ward and Myers (2005) showed a decrease in weight of caught blue (52–22 kg, approx. 2 m

to 1.52 m fork length) and mako sharks (74–38 kg, approx. 1.88 m to 1.52 m fork length) between the 1950s and the 1990s. Dapp *et al.* (2013) showed that the Costa Rican fishery, mainly consisting of silky sharks, experienced higher catch rates further from shore, with catches comprising heavily of juvenile or sexually immature individuals. These authors hypothesized that it is likely that continued fishing pressure is to blame for the removal of large individuals from the population.

It seems likely, although we cannot be certain, that there has been a fishing pressure induced reduction in size in our study populations, but quantifying the changes requires prior information (Jackson *et al.* 2001), which we do not have for our study populations. We are, however, now in possession of excellent baselines for future reference in this region. Additionally, fisheries can induce changes in fish life history (Hutchings *et al.* 2012). Hoenig and Gruber (1990) suggested that exploitation of a population could result in increased growth rates, increased fecundity, but reductions in mean age, mean size, proportion of gravid females, and a reduction in age at maturity in response to increased fishing pressure. This would explain maintenance of catch rates with an increasing predominance of smaller individuals (Law 2000). A final factor that must be considered, however, for high prevalence of immature individuals within catches observed is that the surrounding area serves as a nursery ground (Springer 1967; Cartamil *et al.* 2011). To gain insights into these issues, more detailed work would be needed on reproductive status, to determine clasper length and development and presence of gravid females.

Our current study shows that although a mandated size limit is in place, these fishermen appear unable to catch individuals of this size, suggesting that no size-selective fishing is taking place. Gear type has remained constant, and therefore, selectivity for size class has not changed, supporting the premise that the largest individuals have been fished out, shifting population structure to a smaller body size or shifting the fishing pressure to a smaller size of individuals. Exploitation patterns associated with high-proportional fishing mortality of immature fish can have a significant negative effect on current stock status, providing empirical support for the “spawn-at-least-once” principle (Vasilakopoulos *et al.* 2011). This fishery would therefore appear to require mitigation strategies be put in place to try and allow for breeding to occur.

From a policy perspective, this indicates the limited impact protective legislation has had in the absence of adequate enforcement. Similar constraints have been shown in Peru for the bycatch of cetaceans (Mangel *et al.* 2010) and turtles (Alfaro-Shigueto *et al.* 2011). Given these fisheries are large, widespread, increasing in magnitude, using highly effective gear and retaining all

sharks regardless of fishing season, there is a clear need for monitoring and multi-national cooperation. Fishing effort spans multiple geo-political zones and implementation of appropriate legislation for the maintenance of food security, fisher livelihoods and the management and conservation of vulnerable species such as sharks is critical. We need to assess the catch composition at a greater number of representative ports along the Peruvian coast toward improving our understanding of spatial, inter- and intra-species catch rates, and regional and national patterns of catch and species distribution. Investigations of size distributions and changes in size over longer periods of time are needed. In order to fully understand the effectiveness of any mitigation, further biological information is needed, with reproductive state of individuals caught being a constraint of this study as the majority of catch were immature.

Strategies such as restrictions on the number of fishing permits, number of hooks set, specific fishing grounds, and total allowable catch limits have shown some success in countries such as Papua New Guinea (Kumoru 2003) and Mexico (Cartamil *et al.* 2011). Challenges with enforcement and implementation of similar measures in Peru will likely continue, given the remote location of these fishing grounds. Implementation and enforcement of legislation within SSF have proven to be challenging (Salas *et al.* 2007). We suggest that the completion of Peru's national plan of action (NPOA) for conservation and management of sharks is of the highest importance to create multinational links and establish guidelines on best practices to conserve sharks and promote sustainable fisheries. This work is extremely timely as recent media coverage of fishing activities in this region has shed light on the current state of these fisheries and the government of Peru has deemed it necessary to complete a national plan of action. Findings from the current study will aid in the assessment of current management strategies in place for sharks, and amendments and additional regulations should be developed with the aim of conserving these shark populations.

Acknowledgments

We would like to thank the members of the fishing communities who participated in this study, in particular the fishers who were willing to have an observer onboard. We acknowledge Pro Delphinus staff: Bernedo, Cuentas, Lopez, and Mamani, for their help in data collection. We are thankful also to Pro Delphinus staff Natalia Ortiz and Nadia Balducci for support in data entry. This study was conducted in conjunction with and funded by the Darwin Initiative Sustainable Artisanal Fisheries Initiative in Peru and an initial grant from the Oak Foundation through

Duke University. MJW was funded by PRIMaRE. JAS and JCM received support from ORSAS and University of Exeter, respectively.

Conflict of Interest

None declared.

References

- Abascal, F. J., M. Quintans, A. Ramos-Cartelle, and J. Mejuto. 2011. Movements and environmental preferences of the shortfin mako, *Isurus oxyrinchus*, in the southeastern Pacific Ocean. *Mar. Biol.* 158:1175–1184.
- Alfaro-Shigueto, J., J. C. Mangel, M. Pajuelo, P. H. Dutton, J. A. Seminoff, and B. J. Godley. 2010. Where small can have a large impact: structure and characterization of small-scale fisheries in Peru. *Fish. Res.* 106:8–17.
- Alfaro-Shigueto, J., J. C. Mangel, F. Bernedo, P. H. Dutton, J. A. Seminoff, and B. J. Godley. 2011. Small-scale fisheries in Peru: a major sink for marine turtles in the Pacific. *J. Appl. Ecol.* 48:1432–1440.
- Baum, J. K., and B. Worm. 2009. Cascading top-down effects of changing oceanic predator abundances. *J. Anim. Ecol.* 78:699–714.
- Baum, J. K., R. A. Myers, D. G. Kehler, B. Worm, S. J. Harley, and P. A. Doherty. 2003. Collapse and conservation of shark populations in the Northwest Atlantic. *Science* 299: 389–392.
- Béné, C., A. D. G. Chijere, E. H. Allison, K. Snyder, and C. Crissman. 2012. Design and implementation of fishery modules in integrated household surveys in developing countries. *Document prepared for the Living Standards Measurement Study – Integrated Surveys on Agriculture project, The WorldFish Center, Penang Malaysia, 33 p + Annexes.*
- Bizarro, J. J., W. D. Smith, J. F. Marquez-Farias, J. Tyminski, and R. E. Heuter. 2009. Temporal variation in the artisanal elasmobranch fishery of Sonora, Mexico. *Fish. Res.* 97:103–117.
- Bonfil, R. (1994). Overview of world elasmobranch fisheries. *Report No. 341.* Food and Agriculture Organization of the United Nations, Rome.
- Bouchon, M., S. Cahuin, E. Diaz, and M. Niguen. 2000. Captura y esfuerzo pesquero de la pesquería de anchoveta peruana (*Engraulis ringens*). *IMARPE.* 19:109–115.
- Bustamante, C., and M. B. Bennett. 2013. Insights into the reproductive biology and fisheries of two commercially exploited species, shortfin mako (*Isurus oxyrinchus*) and blue sharks (*Prionace glauca*), in the south-east Pacific Ocean. *Fish. Res.* 143:174–183.
- Carr, M. E.. 2002. Estimation of potential productivity in Eastern Boundary Currents using remote sensing. *Deep-Sea Res. II* 49:59–80.
- Cartamil, D., O. Santana-Morales, M. Escobedo-Olvera, D. Kacev, L. Castillo-Geniz, J. B. Graham, et al. 2011. The artisanal elasmobranch fishery of the Pacific coast of Baja California, Mexico. *Fish. Res.* 108:393–403.
- Catarci, C. 2004. World markets and industry of selected commercially-exploited aquatic species with an international conservation profile. *FAO Fisheries Circular. No. 990.* Rome, FAO. pp 186.
- Chuenpagdee, R., L. Liguori, M. L. D. Palomares, and D. Pauly. 2006. Bottom-up, global estimates of small-scale fisheries catches. *Fish. Centre Res. Rep.* 14:110.
- Clarke, S. E., M. K. McAllister, E. J. Milner-Gulland, G. P. Kirkwood, C. G. J. Michielsens, D. J. Agnew, et al. 2006. Global estimates of shark catches using trade records from commercial markets. *Ecol. Lett.* 9:1115–1126.
- Claus, S., N. De Hauwere, B. Vanhoorne, F. Hernandez, and J. Mees (Flanders Marine Institute). 2014. *Marineregions.org.* Available at <http://www.marineregions.org> (accessed 13 March 2014).
- Comision Permanente del Pacifico Sur CPPS. 2003. Estudio sobre el impacto socioeconomico de la pesca artesanal en los Estados Miembros de la Comisión Permanente del Pacífico Sur. *Reporte preparado para la Secretaria General-dirección de Asuntos Económicos de la CPPS, 27 pp.*
- Dapp, D., R. Arauz, J. R. Spotila, and M. P. O'Connor. 2013. Impact of Costa Rican longline fishery on its bycatch of sharks, stingrays, bony fish and olive ridley turtles (*Lepidochelys olivacea*). *J. Exp. Mar. Biol. Ecol.* 448: 228–239.
- Diario Oficial El Peruano. 2001a. Aprueban relacion de tallas minimas de captura y tolerancia maxima de ejemplares juveniles de principales peces marinos e invertebrados. *Resolucion Ministerial No 209-2001-PE. Año XIX, Nro.7675* (27 Junio 2001), p. 205170–205171.
- Diario Oficial El Peruano. 2001b. Ley General de Pesca., (2001). Decreto Supremo N° 012-2001-PE.
- Dulvy, N. K., J. K. Baum, S. Clarke, L. J. V. Compagno, E. Corte, A. Domingo, et al. 2008. You can swim but you can't hide: the global status and conservation of oceanic pelagic sharks and rays. *Aquat. Conserv.* 18:459–482.
- Dulvy, N. K., S. L. Fowler, J. A. Musick, R. D. Cavanagh, P. M. Kyne, L. R. Harrison, et al. 2014. Extinction risk and conservation of the world's sharks and rays. *Elife* 3:e00590. doi:10.7554/eLife.00590.
- Estrella Arellano, C., and G. Swartzman. 2010. The Peruvian artisanal fishery: changes in patterns and distribution over time. *Fish. Res.* 101:133–145.
- Francis, M. P., and C. Duffy. 2005. Length at maturity in three pelagic sharks (*Lamna nasus*, *Isurus oxyrinchus*, and *Prionace glauca*) from New Zealand. *Fish. Bull.* 103:489–500.
- Gilman, E., S. Clarke, N. Brothers, J. Alfaro-Shigueto, J. Mandelman, J. Mangel, et al. 2008. Shark interactions in pelagic longline fisheries. *Mar. Policy* 32:1–18.

- Heithaus, M. R., A. Frid, A. J. Wirsing, and B. Worm. 2008. Predicting ecological consequences of marine top predator declines. *Trends Ecol. Evol.* 23:202–210.
- Hoenig, J. M., and S. H. Gruber. 1990. Life-history patterns in the elasmobranchs: Implications for fisheries management. *In Elasmobranch as Living Resources: Advances in the Biology, Ecology Systematics and the Status of the Fisheries*, Pratt Jr., H. L., Gruber, S. H., & Taniuchi, T., NOAA Technical Report 90(1990).
- Hutchings, J. A., R. A. Myers, V. B. Garcia, L. O. Lucifora, and A. Kuparinen. 2012. Life-history correlates of extinction risk and recovery potential. *Ecol. Appl.* 22:1061–1067.
- IUCN (2001). IUCN red list categories and criteria: version 3.1. IUCN Species Survival Commission. Gland Switzerland and Cambridge, UK. p. 38
- Jackson, J. B. C., M. X. Kirby, W. H. Berger, K. A. Bjorndal, L. W. Botsford, B. J. Bourque, et al. 2001. Historical overfishing and the recent collapse of coastal ecosystems. *Science* 293:629–638.
- Jennings, S., and M. J. Kaiser. 1998. The effects of fishing on marine ecosystems. *Adv. Mar. Biol.* 34:201–352.
- Kitchell, J. F., T. E. Essington, C. H. Boggs, D. E. Schindler, and C. J. Walters. 2002. The Role of Sharks and Longline Fisheries in a Pelagic Ecosystem of the Central Pacific. *Ecosystems* 5:202–216.
- Kumoru, L. 2003. The shark longline fishery in Papua New Guinea. *Report prepared for Billfish and bycatch research group, at the 176th meeting of the standing committee on Tuna and Billfish, Mooloolaba, Australia, 9th-16th July 2003*, 5 pp.
- Lack, M., and G. Sant. 2011. The future of sharks: a review of action and inaction. TRAFFIC International and the Pew Environment Group, Cambridge, U.K. p. 33.
- Law, R. 2000. Fishing, selection, and phenotypic evolution. *ICES J. Mar. Sci.* 57:659–668.
- Lewison, R. L., L. B. Crowder, A. J. Read, and S. A. Freeman. 2004. Understanding impacts of fisheries bycatch on marine megafauna. *Trends Ecol. Evol.* 19:598–604.
- Mangel, J. C., J. Alfaro-Shigueto, K. Van Warebeek, C. Caceres, S. Bearhop, M. J. Witt, et al. 2010. Small cetacean captures in Peruvian artisanal fisheries: high despite protective legislation. *Biol. Conserv.* 143:136–143.
- Montealegre-Quijano, S., and C. M. Voreen. 2010. Distribution and abundance of the life stages of the blue shark *Prionace glauca* in the Southwest Atlantic. *Fish. Res.* 101:168–179.
- Myers, R. A., J. K. Baum, T. D. Shepherd, S. P. Powers, and C. H. Peterson. 2007. Cascading effects of the loss of apex predatory sharks from a coastal ocean. *Science* 315:1846–1850.
- Nakano, H. 1994. Age, reproduction and migration of blue shark (*Prionace glauca*) in the North Pacific Ocean. *Bull. Nat. Res. Inst. Far Seas Fish.* 31:141–256.
- Powers, S. P., F. J. Fodrie, S. B. Scyphers, J. M. Drymon, R. L. Shipp, and G. W. Stunz. 2013. Marine and coastal fisheries: dynamics management and ecosystem. *Science* 5:93–102.
- PROMPEX. 2006, commission para la promocion de expotaciones. On-line information. May 2006. www.prompex.gob.pe.
- R Development Core Team 2010. R: A language and environment for statistical computing. R Foundation for Statistical Computing, Vienna, Austria. ISBN 3-900051-07-0, URL <http://www.R-project.org/>.
- Reyes, J. C. 1993. Reintroduction of Longlines in the Peruvian Shark Fishery: An Alternative to Reduce Small Cetacean Mortality. *Final report for the Cetacean Specialist Group, Species Survival Commission of the International Union for the Conservation of Nature and Natural Resources IUCN, and the Whale and Dolphin Conservation Society WCS*. pp. 30.
- Salas, S., R. Chuenpagdee, J. C. Seijo, and A. Charles. 2007. Challenges in the assessment and management of small-scale fisheries in Latin America and the Caribbean. *Fish. Res.* 87:5–16.
- Sippel, T., J. Wraith, S. Kohin, V. Taylor, J. Holdsworth, M. Taguchi, et al. 2011 A summary of blue shark (*Prionace glauca*) and shortfin mako shark (*Isurus oxyrinchus*) tagging data available from the North and Southwest Pacific Ocean. ISC/11/SHARKWG-2/04 Working document submitted to the ISC Shark Working Group Workshop, 28 November – 3 December 2011, La Jolla, California USA.
- Smith, W. D., J. J. Bizarro, and G. M. Calliet. 2009. The artisanal elasmobranch fishery of Baja California Mexico: characteristics and management considerations. *Cienc. Mar.* 35:209–236.
- Springer, S. 1967. Social organisation of shark populations. In *Sharks, skates and rays*. The Johns Hopkins press, Baltimore. Pp. 149–178.
- Stevens, J. D., R. Bonfil, N. K. Dulvy, and P. A. Walker. 2000. The effects of fishing on sharks, rays and chimaeras (chondrichthyans) and implications for marine ecosystems. *ICES J. Mar. Sci.* 57:476–494.
- Stevens, J. D., T. I. Walker, S. F. Cook, and S. Fordham. 2005. Threats faced by chondrichthyan fishes. Pp. 48–57 in S. L. Fowler, R. Cavanagh, M. Camhi, G. H. Burgess, G. M. Caillet, S. Fordham, C. A. Simpfendorfer and J. A. Musick, eds. *Sharks, rays and chimaeras: the status of the Chondrichthyan fishes*. IUCN Species Survival Commission Shark Specialist Group, Gland, Switzerland and Cambridge, UK.
- Stevens, J. D., R. W. Bradford, and G. J. West. 2010. Satellite tagging of blue sharks (*Prionace glauca*) and other pelagic sharks off eastern Australia: depth behaviour, temperature experience and movements. *Mar. Biol.* 157:575–591.

- Vanuccini, S. 1999. Shark Utilization, Marketing and Trade. *FAO FISHERIES TECHNICAL PAPER 389, Rome, 1999.*
- Vasilakopoulos, P. V., F. G. O'Neill, and C. T. Marshall. 2011. Misspent youth: does catching immature fish affect fisheries sustainability? *ICES J. Mar. Sci.* 68:1525–1534.
- Velez-Marin, R., and J. F. Marquez-Farias. 2009. Distribution and size of the shortfin mako (*Isurus oxyrinchus*) in the Mexican Pacific Ocean. *Panam. J. Aquat. Sci.* 4:490–499.
- Ward, P., and R. A. Myers. 2005. Shifts in open-ocean communities coinciding with the commencement of commercial fishing. *Ecology* 86:835–847.
- Weng, K. C., P. C. Castilho, J. M. Morrissette, A. M. Landeira-Fernandez, D. B. Holts, R. J. Schallert, et al. 2005. Satellite tagging and cardiac physiology reveal niche expansion in salmon sharks. *Science* 310:104–106.
- Whoriskey, S., R. Arauz, and J. K. Baum. 2011. Potential impacts of emerging mahi-mahi fisheries on sea turtle and elasmobranch bycatch species. *Biol. Conserv.* 144:1841–1849.
- Worm, B., B. Davis, L. Kettner, C. A. Ward-Paige, D. Chapman, M. R. Heithaus, et al. 2013. Global catches, exploitation rates and rebuilding options for sharks. *Mar. Policy* 40:194–204.

Supporting Information

Additional Supporting Information may be found in the online version of this article:

Table S1. Shark species identified from observed trips ($N = 145$) during the study period of 2005–2010 within

dolphinfish and shark fishing seasons embarking from the port of Ilo, Peru (IUCN 2001).

Table S2. Effort data for the study period.

Table S3. Catch data for the study period.

Table S4. Species identification data for the study period.

Table S5. Species, size and sex composition data for the study period.

Table S6. Mean fork lengths (cm) for each fishing season (dolphinfish; shark), species (blue; mako) and sex (male; female) for each year of observer data.

Table S7. Hook dimensions (mm) used within dolphinfish and shark seasons.

Figure S1. Stacked bar chart showing fork length frequencies for shark season (gray) and dolphinfish season (white) split by species (mako sharks; A & B; blue sharks; C & D) and sex (males; A & C, females; B & D). Dashed lines denote legal minimum landing size for each species. (N)umber of sharks identified to sex and species level and measured are shown.

Figure S2. CPUE per month for 2005–2010 (A–E), split by shark and dolphinfish seasons.

Figure S3. Effort, split into total number of trips (top), total number of sets (middle) and total number of hooks (bottom) across each year, split by shark (filled circles) and dolphinfish (open circles) seasons.

Figure S4. Fork length frequencies for each quarter of the year split by species and sex.