

RESEARCH PAPER

 OPEN ACCESS

Vaccinating Italian infants with a new multicomponent vaccine (Bexsero[®]) against meningococcal B disease: A cost-effectiveness analysis

Roberto Gasparini^a, Paolo Landa^{b,f}, Daniela Amicizia^a, Giancarlo Icardi^a, Walter Ricciardi^c, Chiara de Waure^c, Elena Tanfani^b, Paolo Bonanni^d, Carlo Lucioni^e, Angela Testi^b, and Donatella Panatto^a

^aDepartment of Health Sciences, University of Genoa, Genoa, Italy; ^bDepartment of Economics, University of Genoa, Genoa, Italy; ^cInstitute of Hygiene and Public Health, Catholic University of Sacred Heart, Rome, Italy; ^dDepartment of Health Sciences, University of Florence, Florence, Italy; ^eWichtig International, Milan, Italy; ^fUniversity of Exeter, Medical School, Exeter, United Kingdom

ABSTRACT

The European Medicines Agency has approved a multicomponent serogroup B meningococcal vaccine (Bexsero[®]) for use in individuals of 2 months of age and older. A cost-effectiveness analysis (CEA) from the societal and Italian National Health Service perspectives was performed in order to evaluate the impact of vaccinating Italian infants less than 1 y of age with Bexsero[®], as opposed to non-vaccination. The analysis was carried out by means of Excel Version 2011 and the TreeAge Pro[®] software Version 2012. Two basal scenarios that differed in terms of disease incidence (official and estimated data to correct for underreporting) were considered. In the basal scenarios, we considered a primary vaccination cycle with 4 doses (at 2, 4, 6 and 12 months of age) and 1 booster dose at the age of 11 y, the societal perspective and no cost for death. Sensitivity analyses were carried out in which crucial variables were changed over probable ranges. In Italy, on the basis of official data on disease incidence, vaccination with Bexsero[®] could prevent 82.97 cases and 5.61 deaths in each birth cohort, while these figures proved to be three times higher on considering the estimated incidence. The results of the CEA showed that the Incremental Cost Effectiveness Ratio (ICER) per QALY was €109,762 in the basal scenario if official data on disease incidence are considered and €26,599 if estimated data are considered. The tornado diagram indicated that the most influential factor on ICER was the incidence of disease. The probability of sequelae, the cost of the vaccine and vaccine effectiveness also had an impact. Our results suggest that vaccinating infants in Italy with Bexsero[®] has the ability to significantly reduce meningococcal disease and, if the probable underestimation of disease incidence is considered, routine vaccination is advisable.

ARTICLE HISTORY

Received 29 May 2015
Revised 12 February 2016
Accepted 26 February 2016

KEYWORDS

Bexsero[®]; Cost-Effectiveness Analysis (CEA); health economics; meningococcus; *Neisseria meningitidis* B; vaccination

Introduction


Invasive disease caused by *Neisseria meningitidis* (Nm) is a serious public health problem and has a heavy economic impact.^{1,2} The incidence of invasive disease is highly variable according to geographical area.³ In Europe, since the introduction of massive meningococcal serogroup C vaccination, serogroup B has become the main causative agent of meningococcal disease, and is associated with high rates of mortality and disability; children under 1 y of age are mainly affected.^{4,5} In Italy, about 60% of typed cases of meningococcal invasive disease are now caused by *Neisseria meningitidis* B (NmB).^{6–8}

In the past, many attempts to produce an effective vaccine against NmB were made in various parts of the world. However, owing to the great similarity between NmB capsular polysaccharide and human neural components,⁹ preparation of an

effective vaccine has proved very difficult.^{4,5} Consequently, research has focused on sub-capsular components, particularly on the antigens of the outer membrane vesicles (OMVs). Vaccines based on OMVs have been developed and have proved to be efficacious in Norway,¹⁰ Cuba,¹¹ Brazil,¹² Chile,¹³ and New Zealand.¹⁴ These experiences have shown that, because OMV vaccines are strictly strain-specific, they are useful in epidemics sustained by the same strain as that contained in the vaccine; this is logical, given the great variability of the outer membrane proteins.¹⁵

A new multicomponent vaccine (Bexsero[®]), produced by means of *reverse vaccinology*, has now gained marketing authorisation in Europe,¹⁶ Canada,¹⁷ Australia¹⁸ and the US.¹⁹ We therefore felt that it would be useful to carry out a cost-effectiveness analysis (CEA) on the possible use of Bexsero[®] in the Italian epidemiological scenario.

CONTACT Donatella Panatto  panatto@unige.it  Department of Health Sciences, University of Genoa, Genoa, Italy

 Supplemental data for this article can be accessed on the publisher's website.

© 2016 Roberto Gasparini, Paolo Landa, Daniela Amicizia, Giancarlo Icardi, Walter Ricciardi, Chiara de Waure, Elena Tanfani, Paolo Bonanni, Carlo Lucioni, Angela Testi, and Donatella Panatto. Published with license by Taylor & Francis.

This is an Open Access article distributed under the terms of the Creative Commons Attribution-Non-Commercial License (<http://creativecommons.org/licenses/by-nc/3.0/>), which permits unrestricted non-commercial use, distribution, and reproduction in any medium, provided the original work is properly cited. The moral rights of the named author(s) have been asserted.

Table 1. Results of CEA analysis broken down by different scenarios.

Scenario	Perspective	Cost of death	Number of vaccine doses	Disease incidence	ICER per QALY (€)
1*	Social	0	5	official data	109,762
2	Social	SHC	5	official data	109,191
3	Social	WTP	5	official data	104,657
4	NHS	0	5	official data	120,990
5*	Social	0	5	estimated data	26,599
6	Social	SHC	5	estimated data	26,029
7	Social	WTP	5	estimated data	21,494
8	NHS	0	5	estimated data	37,827

Results

Introducing vaccination with Bexsero[®] in Italian infants could prevent 82.97 cases and 5.61 deaths in each birth cohort, considering official data on disease incidence (0.23 per 100,000 subjects),⁸ and 248.91 cases and 16.83 deaths considering estimated data on disease incidence (0.69 per 100,000).²⁰

Table 1 shows the results of CEA. As can be seen, the Incremental Cost Effectiveness Ratios (ICERs) per QALY were €109,762 for basal scenario 1 and €26,599 for basal scenario 5. The ICERs were €120,990 and €37,827 from the National Health Service (NHS) perspective, considering the official and estimated data on disease incidence, respectively.

With regard to the 8 scenarios developed, the 4 scenarios that considered estimated data on disease incidence proved cost-effective at a threshold value of €50,000 (Table 1).

The Incremental Cost-Effectiveness (ICE) ellipse scatterplots (Fig. 1) showed that, at a threshold value of €50,000 per QALY, the introduction of vaccination had 0.04% of probability of being cost-effective in scenario 1 and 97.08% of probability of being cost-effective in scenario 5. These findings were confirmed by the cost-effectiveness acceptability curves (Fig. 2).

One-way sensitivity analyses were developed on considering the influence of disease incidence on the ICER for the vaccination strategy (Fig. 3). Further one-way sensitivity analyses were developed on considering the influence of vaccine effectiveness on the ICER for the vaccination strategy (Fig. 4).

Figure 5 illustrates the results yielded by Tornado analyses on considering the ICER. The tornado diagrams indicate that the most influential factor is disease incidence. The probability of sequelae, the cost of the vaccine and vaccine effectiveness also have an impact.

Discussion

When a new vaccine, such as Bexsero[®], becomes available, decision-makers must decide whether to introduce it into the National Immunization Program (NIP) or to wait until more evidence has been obtained (cost-effectiveness, etc.) or until conditions change (price, financial resources, supply, program strength, etc.). World Health Organization (WHO) guidelines on this issue²¹ suggest considering: public health priorities (disease burden; other inventions; efficacy, quality and safety of the vaccine; and economic and financial issues), the available of the vaccine on the market, and the availability of supply. In this regard, cost-effectiveness studies are helpful to decision-makers.

Our study showed that vaccinating infants in Italy with Bexsero[®] has the ability to significantly reduce meningococcal disease, and that the vaccine program could be cost-effective if the possible underestimation of disease incidence is considered. It is important to highlight that the mathematical and economic models applied to the transmission and prevention of infectious diseases necessarily adopt a reductionist approach.²²

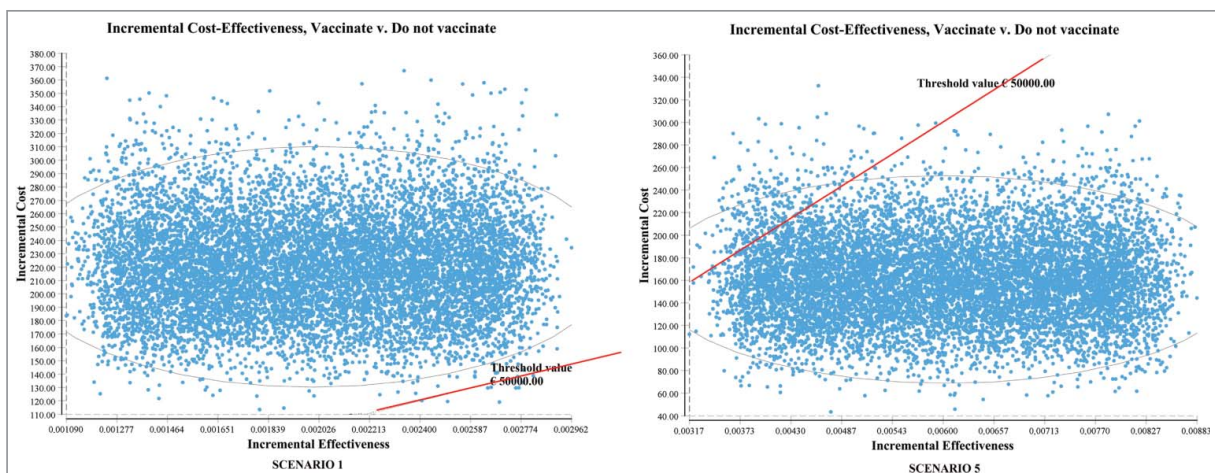


Figure 1. Incremental Cost-Effectiveness (ICE) ellipse scatterplots showing the distribution of values of incremental costs and incremental effectiveness resulting from the Monte Carlo simulation. Points below the threshold value indicate cost-effectiveness.

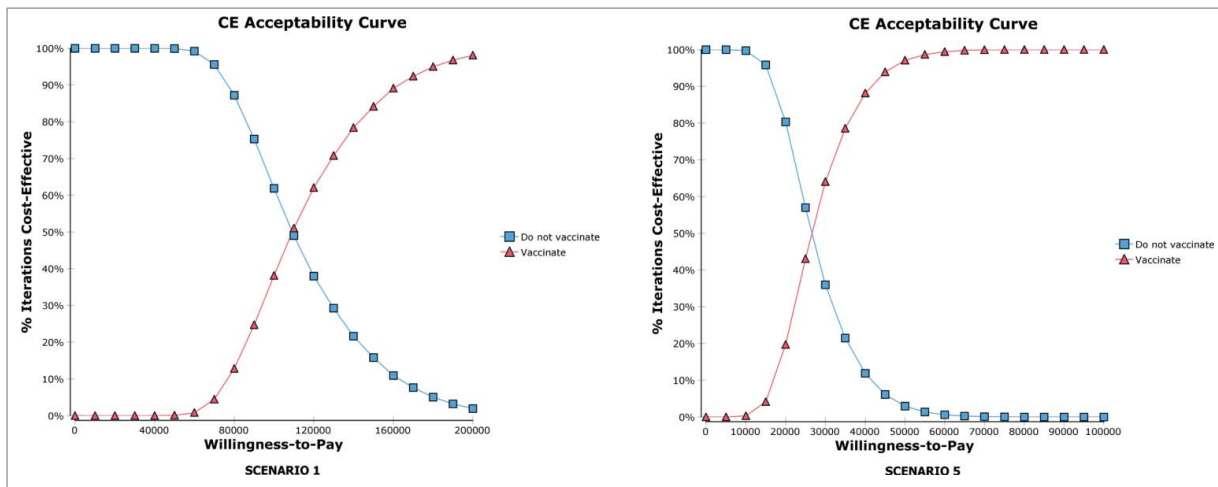


Figure 2. Cost-effectiveness acceptability curves (“vaccinate” and “do not vaccinate”). The figures show the probability of being cost-effective on varying the threshold value.

In the case of meningococcal disease, this is particularly true with regard to the possible underestimation of disease incidence and the evaluation of possible sequelae and their costs. Regarding the underestimation of disease incidence, although the Italian system of surveillance of invasive bacterial diseases is well established and well structured, it does have limitations. For instance, in most cases when the patient is taken to hospital, antibiotic therapy has already been started. Moreover, as the Regional Centers do not always promptly dispatch isolated strains to the National Institute of Health (ISS) for typing, a certain proportion of isolated strains cannot be typed. Finally, many fulminant cases are not recognizable as such according to the evidence requested by the WHO.²³ Indeed, 2 recent Italian studies demonstrated that in Italy the real incidence of bacterial invasive diseases is greatly underestimated.^{20,24} Azzari et al.²⁰ reported that culture has so far been the most frequently used technique for meningococcal surveillance in Italy. However, bacterial culture leads to considerable underestimation of the number of cases. In that study, the authors

compared the culture method with the molecular method and found that the sensitivity of culture was less than one third of that of the molecular method. Furthermore, culture displayed lower sensitivity than the molecular method when patients had been treated with antibiotics.²⁰ Therefore, on the basis of the results of the study by Azzari et al.²⁰ and in order to limit the possible underestimation of disease incidence, we implemented option 2 considering an annual estimated disease incidence of 0.69 per 100,000 (scenarios 5, 6, 7 and 8). This issue is very important as disease incidence is the major factor influencing ICER, as highlighted by our results and also by previous economic evaluations.²⁵⁻²⁷

Another key issue that affects ICER is the estimation of sequelae. Indeed, many of the studies in the medical literature have not considered all relevant sequelae. Moreover, as it is not rare for survivors to suffer multiple sequelae, it is very difficult to evaluate their frequency and combinations. Therefore, we tried to limit this factor of underestimation (probability of long-term sequelae) as far as possible. We believe that this

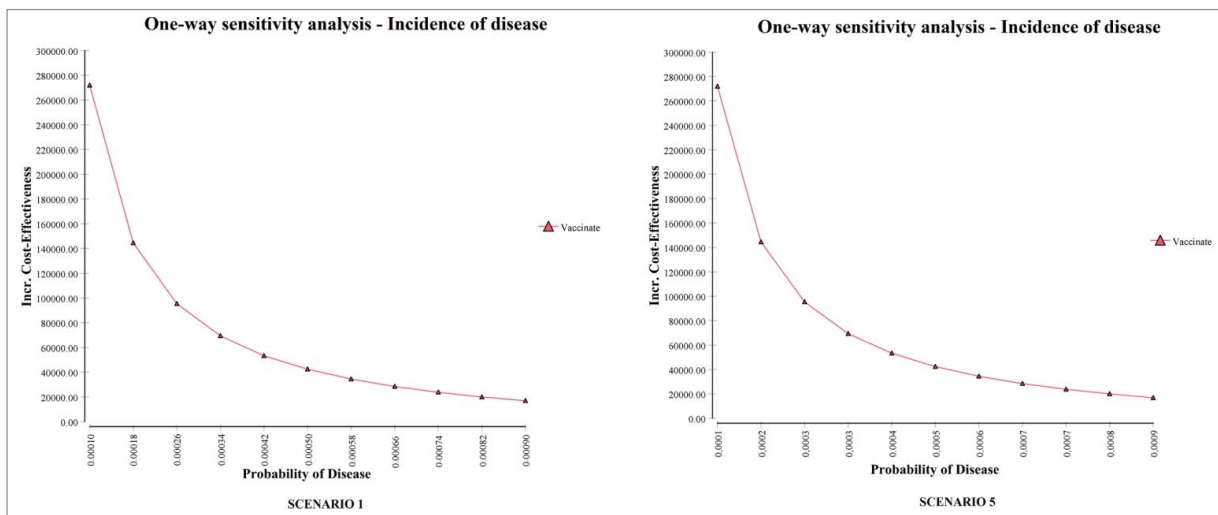


Figure 3. Impact of average annual incidence (per 100,000) of serogroup B invasive disease on the ICER (one-way sensitivity analysis). The probability of disease is per person.

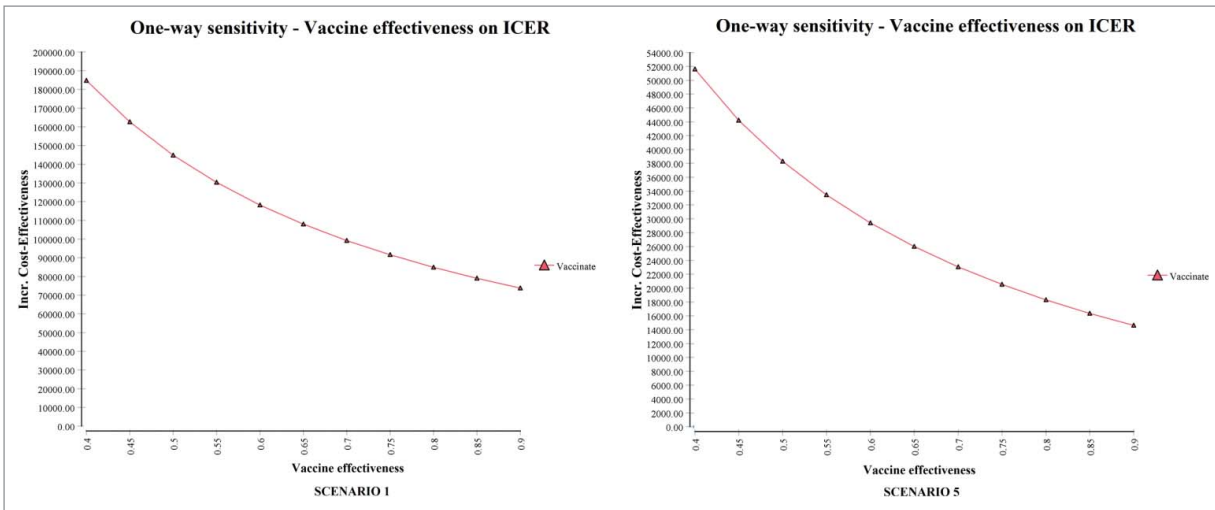


Figure 4. Impact of vaccine effectiveness on the ICER (one-way sensitivity analysis).

approach is one of the strengths of our study. Indeed, cost-effectiveness studies often neglect the issue of underestimation and tend to be very conservative.²⁵⁻²⁹ Our study indicated that the parameter “probability of sequelae” was one of the parameters impacting ICER.

An HTA analysis³⁰ performed in Italy estimated that introducing Bexsero[®] into the infant immunization program would be cost-effective from the social perspective under specific assumptions, in particular on considering discount rates lower than 3% (ICER = €44,872 considering discount rate 1.5% for outcomes and 3% for costs; ICER = €26,806 considering discount rate 1.5% both for outcomes and costs). Furthermore, a recent Italian cost-effectiveness analysis found that routine infant immunization with Bexsero[®] would not be cost-effective with an ICER of > 350,000 €/QALY.²⁵ In this latter study, Tirani et al.²⁵ considered a 3-dose vaccine immunization schedule at 2, 3 and 4 months followed by 1 catch-up dose between 12 and 23 months, a cost per vaccine dose of €67, vaccine efficacy of 75% and 3-y duration of protection; however, their analysis only considered the direct costs associated with meningococcal invasive

disease (NHS perspective). Notably, it is difficult to compare the results of these study^{25,30} with our findings, owing to the different values of the parameters used.

So far, some economic analyses of the introduction of vaccination against NmB have been published in developed countries.²⁶⁻²⁹ Pouwels et al. concluded that: at the current low level of disease incidence, the introduction of routine infant vaccination (4-dose schedule) is unlikely to be cost-effective in the Netherlands²⁸; Tu et al. also reported the same conclusions with regard to the Canadian setting.²⁶ Christensen et al. claimed that the new MenB vaccine could substantially reduce the disease in England and be cost-effective if competitively priced, particularly if the vaccine can prevent carriage as well as disease.^{27,29}

It is important to consider that some economic studies on vaccinations are performed only from the perspective of the third-party payer (usually the NHS).^{25,26} However, meningococcal disease generates very high indirect costs, such as, for instance, the loss of productivity of patients and their parents, and the need for special education for the subjects affected by severe complications (for example mental retardation, cognitive

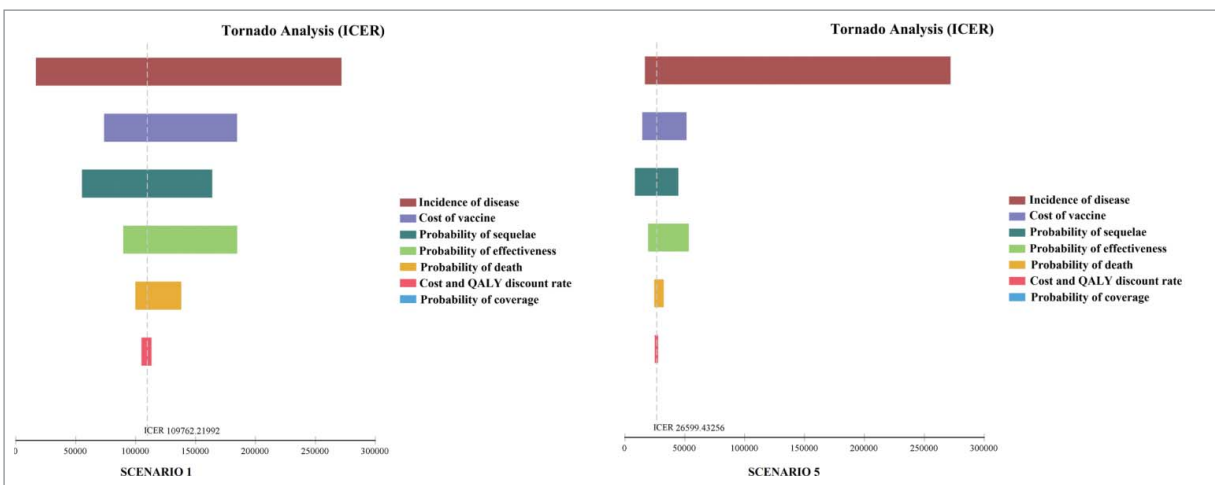


Figure 5. Tornado diagrams evaluating the influence of each parameter of the model on ICER.

Table 2. Scenarios evaluated.

Scenario	Perspective	Cost of death	Number of vaccine doses [Primary cycle (2, 4, 6 and 12 months of age) and booster dose at 11 y]	Disease incidence
1*	Social	0	5	official data
2	Social	SHC	5	official data
3	Social	WTP	5	official data
4	NHS	0	5	official data
5*	Social	0	5	Estimated data
6	Social	SHC	5	Estimated data
7	Social	WTP	5	Estimated data
8	NHS	0	5	Estimated data

*Basal scenarios.

problems, hearing loss and severe speech or communication problems, etc.). We therefore considered the societal perspective as the basal scenario, precisely in order to provide a complete picture of the general costs of the disease. Indeed, WHO recommends to evaluating the widest perspective.³¹

The cost and effectiveness of the vaccine and the duration of protection may also play an important role in influencing ICER. With regard to vaccine effectiveness, we considered the results of clinical trials on vaccine efficacy and the results of the study by Vogel et al.³² on predicted strain coverage. Their study assessed the predicted strain coverage by using the Meningococcal Antigen Typing System (MATS) method, which a very recent study considered to be a conservative predictor of strain coverage by Bexsero[®] in infants. Indeed, the authors demonstrated that, although MATS and hSBA yielded significantly associated results, hSBA more often also revealed protection against strains which did not prove positive on MATS.³³ Strain coverage could therefore be higher.

With regard to the duration of protection, complete information is not yet available, as the vaccine is recent; the duration of protection can therefore only be hypothesized. We assumed a 10-y duration of full vaccine protection²⁶ and subsequent waning of protection, whereby vaccination would only directly prevent one-quarter of cases over the lifetime of a vaccinated birth cohort.³⁴ It must be noted that the majority of cases occur in the first years of life,^{4,5,20} followed by a secondary lower peak in adolescents and young adults.³⁵ Given the epidemiological trend of meningococcal disease, an adolescent booster dose may be useful in order to prevent the cases that occur during this period of life. This strategy has also been advocated by other researchers.³⁴ Our model therefore considered a booster dose at 11 y of age.

Like all pharmaco-economic analyses, the present study has limitations because the models are a simplification of the real world setting. Firstly, as only limited data are available on some parameters, we had to make certain assumptions, particularly with regard to the duration of protection conferred by the vaccine. For what concerns sequelae-related costs, we had to use data from studies conducted outside Italy, as no Italian study reports the data needed in order to carry out a pharmaco-economic analysis. We assumed that the life expectancy of subjects affected by disease who survive with sequelae was the same as that of unaffected subjects (except for the sequela “renal failure”). This is not completely true, though the differences seem to be small.^{29,36} The whole cohort (531,372 individuals) experienced a naturally occurring, age-related decline in quality of life.

We implemented a static model and did not consider herd immunity. However, it is probable that Bexsero[®] would have an impact on carriage; this issue was investigated in a very recent study.³⁷ Nevertheless, herd protection is more likely to occur if a booster dose is administered in adolescence, as carriage is particularly high in teenagers.^{28,38,39}

In conclusion, our results suggest that vaccinating infants in Italy with Bexsero[®] has the ability to significantly reduce meningococcal disease and, if the probable underestimation of disease incidence is considered, routine vaccination is advisable.

Surveillance after vaccine implementation will be crucial in order to evaluate some parameters, as the true effectiveness of the vaccine and the duration of protection are not yet fully known. Furthermore, potential benefits due to cross-protection against non-B serogroups⁴⁰⁻⁴² and the vaccine ability to induce herd protection will need to be assessed.

Materials and methods

Design

A static cohort-simulation model was developed. In order to evaluate the vaccination strategy, a decisional-tree model was created by means of TreeAge Pro[®] software (Microsoft Inc., Redmond, WA; 1988–2012 TreeAge Software, Inc.). Figure 6 shows a simplified version of the decisional tree; the complete decisional tree is reported in Electronic Supplementary Material A1. Our decisional tree defined two strategies: vaccinating or not vaccinating infants less than 1 y of age. A cohort of 531,372 individuals was used, corresponding to the number of children less than 1 y of age who were resident in Italy at the 2012 census.⁴³

The cost-effectiveness study was modeled on routine immunization with 4 doses (at 2, 4, 6 and 12 months of age) of Bexsero[®] (primary cycle) and 1 booster dose at the age of 11 y (Table 2).

The “Vaccination” branch of the tree (Fig. 6) was divided into two branches, according to whether or not parents chose to have their children vaccinated (compliance node). Compliance influences the coverage rate. We considered a coverage rate of 90% as the base case. In the sensitivity analysis, a range of 50–100% was considered.

Vaccinated children may or may not be protected, depending on the predicted effectiveness of the vaccine (see sub-section

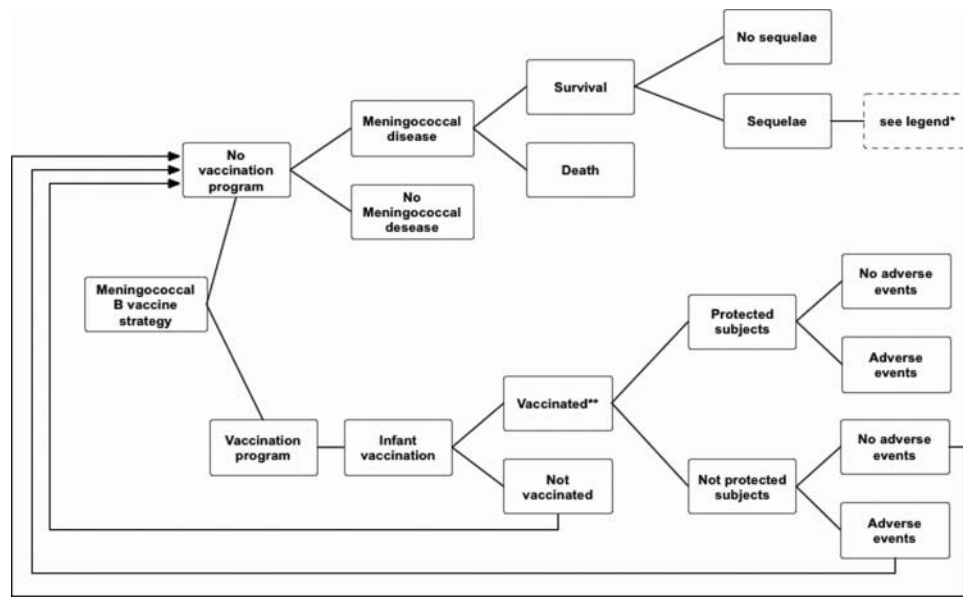


Figure 6. Simplified decisional tree: meningococcal serogroup B vaccination in infants.

*Legend: amputation with substantial disability, anxiety, arthritis, depression, motor deficits, blindness, epilepsy or seizure, severe neurological disability, mental retardation (cognitive problems), hearing loss requiring cochlear implantation, moderate/severe bilateral hearing loss, moderate unilateral hearing loss, skin necrosis, scars, severe speech or communication problems, renal failure, chronic migraine.

**Protection was assumed to begin after the second dose of the vaccine.

“Vaccine efficacy, predicted effectiveness and duration of protection”). Unprotected infants were considered to be susceptible; their probability of acquiring meningococcal disease was therefore deemed to be the same as that of unvaccinated subjects (“Not Vaccinated” branch).

We assumed that protection would wane over time (see sub-section “Vaccine efficacy, predicted effectiveness and duration of protection”). Protection began after 2 doses of the vaccine.^{27,44}

Unvaccinated infants (“Not Vaccinated” branch) were regarded as having the possibility to live their whole lives without contracting the disease. If, however, they contracted the disease, 2 outcomes were possible: death or survival. Survivors were then divided into 2 different categories: without or with sequelae. We assumed that any subjects who had had the disease would no longer be susceptible (as repeat invasive disease is rare and is associated with individuals with immune deficiencies and anatomical defects²⁷).

We considered the acute-phase and lifetime consequences of invasive disease caused by NmB (direct and indirect costs). For each case, the burden of meningococcal disease was assessed on the basis of age-adjusted life expectancy on disease acquisition. We considered an average life expectancy of 82.03 y as reported by the Italian National Statistics Institute (ISTAT).⁴³

We calculated the costs of the vaccination strategy, including the costs due to the treatment of adverse events caused by vaccination. On the basis of the difference between the costs of both strategies (vaccination and no vaccination), the potential benefits of the new vaccine were evaluated. The study was conducted from the perspectives of both the third-party payer [National Health Service (NHS)] and society. In the societal perspective, two options were considered: no cost for death and cost for death.

All costs were adjusted to the value of € in 2013,⁴⁵ and were discounted as indicated by Italian guidelines (discount rate of

3% both for costs and utilities).^{46,47} In the sensitivity analysis, a range of 0 – 8% was considered.

Our model considered 2 options on the basis of 2 different probabilities of disease, as reported in the sub-section “disease incidence.”^{7,20}

Eight scenarios were evaluated (Table 2), the basal scenarios being scenarios 1 and 5. Scenario 1 considered the following parameters: social perspective, no cost of death, primary vaccination cycle with 4 doses (2, 4, 6 and 12 months of age) and booster dose at the age of 11 y and official data on disease incidence. Scenario 5 considered the following parameters: social perspective, no cost of death, primary vaccination cycle with 4 doses (2, 4, 6 and 12 months of age) and booster dose at the age of 11 y and estimated data on disease incidence.

Disease incidence

Disease-incidence estimates were based on the special Invasive Diseases Surveillance System (MIB) of the Italian Ministry of Health.⁴⁸ In Italy, it is mandatory to notify the MIB of laboratory-confirmed cases of invasive disease caused by Nm. Cases are reported to the Local Health Unit (LHU), which communicates the data to the Regional and National Authorities. Concurrently, all hospitals should report any confirmed or suspected cases of bacterial invasive disease to the LHU. Cases are described on individual case-report forms, which include information on the clinical status, microbiological results and vaccination status.⁴⁹

All labs that isolate a strain of Nm are requested to send the isolate to the National Reference labs, based at the National Institute of Health (ISS), for confirmation, serotyping and molecular typing. In the reports of the ISS, cases are subdivided into 7 age-classes: 0, 1–4, 5–9, 10–14, 15–24, 25–64, and >64 y and by Nm serogroup.^{7,8}

Our model considered 2 options on the basis of 2 different probabilities of disease: option 1 considered the average

Table 3. Probability of sequelae.

Sequelae	Base case	Distribution
Amputation with substantial disability ^a	0.01	Uniform (0.008; 0.012)
Anxiety ^b	0.068	Uniform (0.0544; 0.0816)
Arthritis ^b	0.025	Uniform (0.02; 0.03)
Depression ^b	0.05	Uniform (0.04; 0.06)
Motor deficits ^c	0.019	Uniform (0.0152; 0.0228)
Blindness ^a	0.004	Uniform (0.0032; 0.0048)
Epilepsy or Seizure ^a	0.02	Uniform (0.016; 0.024)
Severe Neurological disability ^d	0.021	Uniform (0.0168; 0.0252)
Mental retardation (cognitive problems) ^{b,e}	0.254	Uniform (0.196; 0.312)
Hearing loss requiring cochlear implantation ^a	0.02	Uniform (0.016–0.024)
Moderate/severe bilateral hearing loss ^a	0.05	Uniform (0.04; 0.06)
Moderate unilateral hearing loss ^a	0.05	Uniform (0.04; 0.06)
Skin necrosis ^b	0.015	Uniform (0.012; 0.018)
Scars ^f	0.03	Uniform (0.024; 0.036)
Severe speech or communication problems ^a	0.037	Uniform (0.0296; 0.0444)
Renal failure ^b	0.019	Uniform (0.0152; 0.0228)
Chronic migraine ^b	0.10	Uniform (0.08; 0.12)

^aAccording to [56]; ^bAccording to [55]; ^cAccording to [28]; ^dAccording to [53]; ^eAccording to [57]; ^fAccording to [54].

number of confirmed NmB cases that occurred annually in Italy from 2007 to 2012 (133 cases/y) (official data)⁸; option 2 considered a number of cases (399 cases/y) 3 times higher than in option 1, on the basis of 2 recent Italian studies which demonstrated that the real incidence of bacterial invasive disease in Italy is greatly underestimated (estimated data).^{20,24}

In option 1, we assumed an annual disease incidence of 0.23 per 100,000 subjects.⁸ In option 2, we assumed an annual disease incidence of 0.69 per 100,000. In the sensitivity analysis, a range of 0.1–0.7 per 100,000 was considered.

The annual distribution of cases broken down by age is reported in Supplementary Material (Electronic Supplementary Material A2).

Disease consequences

Death, survival without sequelae, and survival with long-term sequelae were the 3 outcomes considered in our model.

The case-fatality rate, broken down by age, was applied according to the 2006 EU-IBIS report.⁵⁰ In our model, we assumed a global probability of death of 6.73%. In the sensitivity analysis, a range of 0–10% was considered.

While it is fairly easy to find papers on the sequelae from invasive bacterial disease,⁵¹ it is difficult to obtain accurate measurements of the long-term consequences of serogroup B disease. We assumed that 40.2% of survivors would have at least 1 sequela, as reported by a recent study.⁵² In the sensitivity analysis, a variation of 20% was considered. The single sequelae^{28,53–57} considered in our study and their frequency, are reported in Table 3. Additionally, a personal communication by Magnus Gottfredsson allowed us to evaluate the incidence of some sequelae in the cohort study performed by this author.⁵⁵ Although meningococcal disease can cause multiple sequelae, in our study, as in other health economics studies,²⁷ we assumed that each survivor would have only 1 sequela. Other sequelae, such as brain abscess, cranial nerve palsy, obstructive hydrocephalus, ataxia, chronic organ damage, etc, as defined by Woods⁵⁸ and by Brandtzaeg,⁵⁹ were not considered.

Table 4. Health utilities of single sequelae.

Sequelae	Base case	Distribution
Amputation with substantial disability ^a	0.613	Uniform (0.490; 0.7356)
Anxiety ^b	0.687	Uniform (0.5496; 0.8244)
Arthritis ^c	0.690	Uniform (0.552; 0.828)
Depression ^b	0.729	Uniform (0.583; 0.875)
Motor deficits ^d	0.830	Uniform (0.664; 0.996)
Blindness ^e	0.260	Uniform (0.208; 0.312)
Epilepsy or Seizure ^f	0.830	Uniform (0.664; 0.996)
Severe Neurological disability ^a	0.060	Uniform (0.048; 0.072)
Mental retardation (cognitive problems mild/moderate) ^g	0.541	Uniform (0.4328; 0.6492)
Hearing loss requiring cochlear implantation ^f	0.810	Uniform (0.648; 0.972)
Moderate/severe bilateral hearing loss ^f	0.910	Uniform (0.728; 1)
Moderate unilateral hearing loss ^f	0.910	Uniform (0.728; 1)
Skin necrosis ^h	0.900	Uniform (0.720; 1)
Scars ^a	1.000	Uniform (0.8; 1)
Severe speech or communication problems ⁱ	0.390	Uniform (0.312; 0.468)
Renal failure ^l	0.820	Uniform (0.656; 0.984)
Chronic migraine ^m	0.814	Uniform (0.6512; 0.9768)

^aAccording to [53]; ^bAccording to [62]; ^cAccording to [63]; ^dAccording to [64]; ^eAccording to [65]; ^fAccording to [60]; ^gAccording to [66]; ^hAccording to [67]; ⁱAccording to [68]; ^lAccording to [69]; ^mAccording to [61].

Table 5. Acute phase of disease: costs (no discount rate) were measured in € at January 2013 values and were referred to 1 case.

Parameter	Base case	Distribution
Medical care: cost of hospitalization per case ^a	7,900	Gamma (25; 316)
Public Health Response ^b	3,223	Gamma (25; 128)
Lost productivity of parent or relatives ^c	870	Gamma (25; 35)
Lost productivity of patient ^c	1,426	Gamma (25; 57)

^aAccording to [78]; ^bAssumed based upon [53]; ^cAccording to [8,79].

Quality of life

Our model also considered the impairment of the quality of life (QoL) of survivors with long-term sequelae. This assessment was necessary in order to evaluate the permanent consequences for health status. Furthermore, because few data are available on the QoL of survivors of meningococcal disease,⁶⁰ we sometimes used QoL evaluations for sequelae or pathologies similar to those caused by meningitis; for instance, for chronic migraine, the results reported by Xu et al. were used.⁶¹

Table 4 shows the health utilities broken down by sequelae.^{53,60-69}

Vaccine efficacy, predicted effectiveness and duration of protection

In clinical trials conducted with rMenB+OMV (Bexsero[®]), vaccine efficacy has been studied by means of the serum bactericidal antibody assay by human complement (hSBA).^{44,70-72}

In studies involving infants, adolescents and young adults, the 4CMenB vaccine has been shown to induce robust bactericidal antibodies against strains expressing the

vaccine antigens.⁷³ Therefore, on the basis of the results of clinical trials,^{74,75} and considering another economic evaluation,²⁹ we assumed that vaccinated subjects would have 95% protection against disease. Furthermore, a study estimating the strain coverage of Bexsero[®] predicted strain coverage in Italy to be 87%.³² Therefore, we used this estimate in our model. In the sensitivity analysis, a variation of 20% was considered both for vaccine efficacy and for predicted strain coverage.

Data on the duration of protection conferred by Bexsero[®] are incomplete. Considering the basic assumptions of immunology,⁷⁶ the results obtained in clinical trials of Bexsero[®]⁷⁷ and an economic evaluation conducted in Canada,²⁶ we assumed 10-y duration of full vaccine protection and subsequent waning of protection, whereby vaccination would only directly prevent one-quarter of cases over the lifetime of a vaccinated birth cohort.³⁴ Furthermore, clinical trials have demonstrated the ability of Bexsero[®] to induce immunological memory.^{35,74,75,77} If immunological memory is induced by the vaccine, the natural MenB infection could act as booster and help to maintain long-term protection.

Given the epidemiological trend of meningococcal disease, an adolescent booster dose may be useful in order to prevent the cases that occur during this period of life. Our model therefore considered a booster dose at 11 y of age.

Costs associated with the disease

The study was conducted from the perspectives of both the Italian NHS and society. All costs were measured in € at January 2013 values, with previous years being adjusted to January 2013 levels.⁴⁵ To determine the total cost of meningococcal

Table 6. Meningococcal sequelae. Costs (no discount rate) were measured in € at January 2013 values.

Parameters	Base Case	Distribution
Annual direct costs (1 case)		
Amputation with substantial disability ^a	7,339	Gamma (25; 293.6)
Anxiety ^b	1,146	Gamma (25; 45.8)
Arthritis(1-y cost) ^c	1,184	Gamma (25; 47.4)
Depression ^d	3,192	Gamma (25; 127.7)
Motor deficits ^e	7,682	Gamma (25; 307.3)
Blindness ^f	4,076	Gamma (25; 163.0)
Epilepsy or seizure ^g	2,272	Gamma (25; 90.9)
Severe neurological disability ^h	94,880	Gamma (25; 3795.0)
Mental retardation (cognitive problems) ^e	7,507	Gamma (25; 300.3)
Hearing loss requiring cochlear implantation ^a	6,327	Gamma (25; 253.1)
Moderate/severe bilateral/unilateral hearing loss ^a	3,163	Gamma (25; 126.5)
Skin necrosis ^a	1,066	Gamma (25; 42.6)
Scars ^h	533	Gamma (25; 21.3)
Severe speech or communication problems ⁱ	9,796	Gamma (25; 391.8)
Renal failure ^l	56,126	Gamma (25; 2245.0)
Chronic migraine ^m	892	Gamma (25; 35.7)
Annual indirect costs (1 case)		
Special case education ^{sh}	14,566	Gamma (25; 582.2)
Lost productivity of parent ^{an}	24,500	Gamma (25; 980.0)
Lost productivity of patient ^{oo}	24,500	Gamma (25; 980.0)

^aAccording to [53]; ^bAccording to [80]; ^cAccording to [81]; ^dAccording to [82]; ^eAccording to [83]; ^fAccording to [84]; ^gAccording to [85,86]; ^hAccording to [87]; ⁱAccording to [30]; ^jAccording to [88]; ^mAccording to [89]; ⁿAccording to [90,91,92]; ^oAccording to [90,92,93].

^rApplied to: motor deficits, blindness, epilepsy or seizure, mental retardation (cognitive problems), hearing loss and severe speech or communication problems.

^sApplied to: mental retardation (cognitive problems), severe neurological disability, severe speech or communication problems, epilepsy, blindness, motor deficit, severe amputations and hearing loss.

^oApplied to: severe amputations, anxiety, depression, motor deficit, blindness, epilepsy or seizure, severe neurological disability, mental retardation (cognitive problems), Hearing loss requiring cochlear implantation, Moderate/severe bilateral/unilateral hearing loss, renal failure, severe speech or communication problems.

Table 7. The social costs (no discount rate) of death were measured in € at January 2013 values.

Age (years)	Willingness to pay (WTP) ^a	Distribution	Human Standard Capital (HSC) ^a	Distribution
<1	1,513,985	Gamma (25; 60559.4)	81,434	Gamma (25; 3257.1)
1–4	1,594,678	Gamma (25; 63787.2)	101,143	Gamma (25; 4045.7)
5–9	1,743,967	Gamma (25; 69758.5)	148,817	Gamma (25; 5941.9)
10–14	1,924,832	Gamma (25; 76993.1)	228,391	Gamma (25; 9135.6)
15–24	2,122,126	Gamma (25; 84887.8)	368,015	Gamma (25; 14720.6)
25–64	1,260,459	Gamma (25; 50418.1)	336,674	Gamma (25; 13466.9)
>64	96,178	Gamma (25; 3847.2)	40,377	Gamma (25; 1615.1)

^aAccording to [94].

disease, we considered the following categories of costs: costs related to the acute phase of disease (direct and indirect costs)^{8,53,78,79} (Table 5), costs related to meningococcal sequelae (direct and indirect costs)^{30,53,80–93} (Table 6) and the social costs of death⁹⁴ (Table 7).

Costs related to the acute phase of disease

The costs of the acute phase of disease were applied to all cases and are shown in Table 5.

The direct costs related to the acute phase of meningococcal disease were those of medical care, i.e. hospitalization and public health response. In evaluating the costs of hospitalization, we used the cost of the Diagnosis Related Group (DRG) associated to meningococcal disease.⁷⁸ We calculated the cost of the public health response to a case of meningococcal disease by considering the average number of contacts that required chemoprophylaxis treatment, the average cost of a course of chemoprophylaxis treatment, and the average working time devoted by public health departments to a single reported case of meningococcal disease.⁵³

The indirect costs were those associated with lost productivity of the patient and lost productivity of the parents or relatives. With regard to costs of lost productivity of the patient, we only considered the cases which occurred during working age (18–64 y). We considered an average cost of €16.2 per working hour⁷⁹ for 8 hours/day (€129.6) and an average length of stay in hospital of 11 d (€1,426).⁸ The costs of lost productivity of parents or relatives were applied to all cases.^{8,79}

Costs related to meningococcal sequelae

Survivors with sequelae constituted a subset of nonfatal cases; these incurred sequela-specific direct medical costs. For some complications, in addition to direct medical costs, other indirect

costs (special education, lost productivity of parents and lost productivity of patients) were also considered. The annual direct and indirect costs of meningococcal sequelae are shown in Table 6.

The direct costs of the sequela “amputation with substantial disability” included both the costs of acute treatment (e.g. cost of the amputation procedure) and lifetime medical costs (e.g., maintenance of prosthetics, rehabilitation etc).⁵³ The direct costs of the sequela “hearing loss requiring cochlear implantation” included not only the costs of the cochlear implant, but also that of its implantation and lifetime maintenance.⁵³ With regard to severe neurological disability, our estimate of the direct costs also considered the costs of long-term institutional care,⁸⁷ while for the sequela “arthritis,” we only considered the medical costs for 1 y, as this complication is usually resolved by short-term therapy.^{81,95} Finally, our estimate of the costs of the sequela “renal failure” took into account the permanent organ damage that can lead to kidney transplantation or dialysis, assuming a life expectancy of 5 y.⁸⁸

With regard to indirect costs, we considered the costs of special education⁸⁷ for the following sequelae: motor deficits, blindness, epilepsy or seizure, mental retardation (cognitive problems), hearing loss and severe speech or communication problems. These costs were calculated by determining the age-specific additional costs per child per year in comparison with regular education, and were applied to subjects younger than 17 y of age, as education is compulsory up to that age in Italy. Moreover, some severe sequelae require a parent to give up work in order to assist her child. We therefore evaluated the additional cost of lost productivity of a parent for the following severe complications: mental retardation (cognitive problems), severe neurological disability, severe speech or communication problems, epilepsy, blindness, motor deficit, severe amputations and hearing loss. This additional cost was considered up to the age of 17 y. In our calculations, we

Table 8. Costs associated with vaccination (€).

Parameter	Direct costs			Distribution
	Base Case	Range		
		Min	Max	
Cost of the primary cycle of vaccination (4 doses) ^a	200.00	100.00	300.00	Fixed
Cost of vaccine administration per dose ^b	5.80	–	–	Fixed
Cost of hospitalization for 1 anaphylactic reaction ^c	1,175	–	–	Fixed
Cost of 1 mild or moderate adverse event ^d	3.40	–	–	Fixed

^aAccording to [96]; ^bAccording to [97]; ^cAccording to [78]; ^dAccording to [98].

supposed that it would be the mother who gave up her job. The calculation of lost productivity of the mother considered the following parameters: the mean age at which women in Italy have their first child, the mean number of potential working years lost by these women, the percentage of women employed and their per capita income.⁹⁰⁻⁹²

To evaluate the lost productivity of patients, we estimated the residual earning capacity of patients affected by each sequela; this calculation was based on the disability percentages defined by Italian law⁹³ and considered the year of disease onset, income per capita, residual working years and unemployment rate in Italy.^{90,92} We evaluated the additional cost of lost productivity of a patient for the following severe complications: severe amputations, anxiety, depression, motor deficit, blindness, epilepsy or seizure, severe neurological disability, mental retardation (cognitive problems), hearing loss requiring cochlear implantation, moderate/severe bilateral/unilateral hearing loss, renal failure, severe speech or communication problems.

Social cost of death (indirect cost)

To evaluate the social cost of death, 2 approaches are usually used: the “willingness to pay” and the “human standard capital” methods. In our model, we calculated the social cost of death by means of each method separately.⁹⁴ The cost was computed on considering the age of death. These values are reported in Table 7.

Costs associated with vaccination

The costs associated with vaccination are reported in Table 8.^{78,96-98}

Costs of vaccine

We considered a cost of €200,00 for the primary cycle of vaccination (4 doses) from the NHS and societal perspectives.⁹⁶ The cost of the booster dose at 11 y was set at €36.12 (discount rate of 3% applied). Private sector prices were not considered. In the sensitivity analysis, a range of costs for the primary cycle of vaccination of €100–300 was considered.

A cost of €5.80 was attributed to the administration of each dose of vaccine.⁹⁷

Costs of vaccine-associated adverse events

Our assessment of the costs determined by mild and moderate adverse events after vaccine administration was based on the study by Gossger et al.⁹⁹ These authors estimated a total frequency of local and systemic adverse events of 30%, 26%, 28% and 28% after the first, second, third and fourth doses, respectively.⁹⁹ We considered a frequency of local and systemic adverse events of 28% for the booster dose. As fever is the most frequent adverse event, our evaluation considered the cost of the most widely used antipyretic in Italy (1 box of paracetamol)⁹⁸ as the cost of 1 mild or moderate adverse event. In the case of moderate adverse events, we did not consider the cost of consultation of the pediatrician or general practitioner, as

house calls and outpatient visits are free of charge in Italy. Regarding severe adverse events, we considered the frequency (1 case per 719,790 doses) and costs of anaphylactic reactions on the basis of evaluations by Christensen et al. and AGENAS.^{27,78}

Economic analysis

In order to evaluate the effect of introducing the meningococcal B vaccine into the Italian immunization program, we conducted a cost-effectiveness analysis (CEA). The analysis was carried out by means of Excel Version 2011 and the TreeAge Pro[®] software Version 2012 (Build 12.2.3.0).

The analysis is expressed in terms of Incremental Cost Effectiveness Ratio (ICER), where the denominator is the health gain in quality-adjusted life years (QALYs) and the numerator is the difference between the costs of the vaccination strategy and those of a no-vaccination strategy.

Sensitivity analysis

One-way sensitivity analyses were performed in order to evaluate how the uncertainty of disease incidence and vaccine effectiveness can influence the ICER.

Furthermore, to obtain the best set of parameters for the Monte Carlo simulation, a multivariate sensitivity analysis was performed. In this analysis, we varied: disease incidence, the probability of sequelae, the probability of death, vaccine effectiveness, the probability of coverage, the cost of the vaccine, and the cost and QALY discount rate.

The sensitivity analysis was performed for the 2 basal scenarios (Table 2, scenarios 1 and 5).

Monte Carlo simulation

We developed a second-order Monte Carlo simulation, which is a 2-dimensional simulation used to propagate variability and uncertainty separately. This procedure consists of multiple realizations of model parameters and iterations of input variables. The outcome is a collection of cumulative distribution functions that simultaneously display the uncertainty and variability in the results.¹⁰⁰ This simulation was developed by using 10,000 samples.

We then performed a CEA in which incremental costs and health outcomes were computed and plotted on an X-Y scatter plot. Furthermore, we drew cost-effectiveness acceptability curves, whereby “threshold value” was plotted against the proportion of runs (samples) that resulted in incremental cost-effectiveness ratios below this threshold value.¹⁰¹

The Monte Carlo simulation was performed for the 2 basal scenarios (Table 2, scenarios 1 and 5).

Tables 4, 5, 6, 7 and 8 report the range of values used in the sensitivity analysis and Monte Carlo simulation.

Disclosure of potential conflicts of interest

No potential conflicts of interest were disclosed.

Acknowledgments

The authors thank Dr Bernard Patrick for his linguistic review of the manuscript.

Funding

The study was financed by the Italian Ministry of University and Research (MIUR, project PRIN 2009; Grant number: 2009ZPM4×4).

Author Contributions

RG designed, coordinated and supervised the research. PL, ET, AT developed the economic model and carried out the economic analysis. RG, DP, DA, CdW, WR, GI, PB collected and analyzed epidemiological data. RG, DP, DA, CL collected and analyzed economic parameters. RG, DP, DA, PB, WR, GI carried out the epidemiological data-quality control. AT, PL, CL carried out the economic data-quality control. RG, DA, DP wrote the manuscript. All authors revised the manuscript and contributed to improving the paper; all authors read and approved the final manuscript.

References

- [1] Anonychuk A, Woo G, Vyse A, Demartean N, Tricco AC. The cost and public health burden of invasive meningococcal disease outbreaks: a systematic review. *Pharmacoeconomics* 2013; 31(7):563-76; PMID:23673904; <http://dx.doi.org/10.1007/s40273-013-0057-2>
- [2] Davis KL, Misurski D, Miller J, Karve S. Cost impact of complications in meningococcal disease: evidence from a United States managed care population. *Hum Vaccin* 2011; 7(4):458-65; PMID:21795848; <http://dx.doi.org/10.4161/hv.7.4.14434>
- [3] Harrison LH, Trotter CL, Ramsay ME. Global epidemiology of meningococcal disease. *Vaccine* 2009; 27 Suppl 2:B51-63; PMID:19477562; <http://dx.doi.org/10.1016/j.vaccine.2009.04.063>
- [4] Gasparini R, Panatto D. Meningococcal glycoconjugate vaccines. *Hum Vaccin* 2011; 7:170-82; PMID:21178398; <http://dx.doi.org/10.4161/hv.7.2.13717>
- [5] Panatto D, Amicizia D, Lai PL, Gasparini R. Neisseria meningitidis B vaccines. *Expert Rev Vaccines* 2011; 10:1337-51; PMID:21919622; <http://dx.doi.org/10.1586/erv.11.103>
- [6] European Centre for Disease Prevention and Control: Surveillance of invasive bacterial diseases in Europe 2008/2009. <http://www.ecdc.europa.eu>. Accessed 2013
- [7] Istituto Superiore di Sanità (ISS): Dati di sorveglianza delle malattie batteriche invasive aggiornati al 10/04/2013. <http://www.simi.iss.it/dati.htm>. Accessed May 2014
- [8] ISS-CNESPS: Dati e evidenze disponibili per l'introduzione della vaccinazione anti-meningococco B nei nuovi nati e negli adolescenti. <http://www.epicentro.iss.it/temi/vaccinazioni/pdf/Istruttoria%20MENINGOCOCCO%20B.pdf>. Accessed September 2015
- [9] Finne J, Leinonen M, Mäkelä P. Antigenic similarities between brain components and bacteria causing meningitis. Implications for vaccine development and pathogenesis. *Lancet* 1983; 2:355-57; PMID:6135869; [http://dx.doi.org/10.1016/S0140-6736\(83\)90340-9](http://dx.doi.org/10.1016/S0140-6736(83)90340-9)
- [10] Bjune G, Høiby EA, Grønnesby JK, Arnesen O, Fredriksen JH, Halstensen A, Holten E, Lindbak AK, Nøkleby H, Rosenqvist E, et al. Effect of outer membrane vesicle vaccine against group B meningococcal disease in Norway. *Lancet* 1991; 338:1093-96; PMID:1682541; [http://dx.doi.org/10.1016/0140-6736\(91\)91961-S](http://dx.doi.org/10.1016/0140-6736(91)91961-S)
- [11] Sierra GV, Campa HC, Varcacel NM, Garcia IL, Izquierdo PL, Sotolongo PF, Casanueva GV, Rico CO, Rodriguez CR, Terry MH. Vaccine against group B Neisseria meningitidis: protection trial and mass vaccination results in Cuba. *NIPH Ann* 1991; 14:195-207; PMID:1812432
- [12] de Moraes JC, Perkins BA, Camargo MC, Hidalgo NT, Barbosa HA, Sacchi CT, et al. Protective efficacy of a serogroup B meningococcal vaccine in Sao Paulo, Brazil. *Lancet* 1992; 340:1074-78; PMID:1357461; [http://dx.doi.org/10.1016/0140-6736\(92\)93086-3](http://dx.doi.org/10.1016/0140-6736(92)93086-3)
- [13] Boslego J, Garcia J, Cruz C, Zollinger W, Brandt B, Ruiz S, Martinez M, Arthur J, Underwood P, Silva W. Efficacy, safety, and immunogenicity of a meningococcal group B (15:P1.3) outer membrane protein vaccine in Iquique, Chile. *Vaccine* 1995; 13:821-29; PMID:7483804; [http://dx.doi.org/10.1016/0264-410X\(94\)00037-N](http://dx.doi.org/10.1016/0264-410X(94)00037-N)
- [14] Oster P, Lennon D, O'Hallahan J, Mulholland K, Reid S, Martin D. MeNZB: a safe and highly immunogenic tailor-made vaccine against the New Zealand Neisseria meningitidis serogroup B disease epidemic strain. *Vaccine* 2005; 23(17-18):2191-96; PMID:15755593; <http://dx.doi.org/10.1016/j.vaccine.2005.01.063>
- [15] Panatto D, Amicizia D, Lai PL, Cristina ML, Domnich A, Gasparini R. New versus old meningococcal group B vaccines: how the new ones may benefit infants & toddlers. *Indian J Med Res* 2013; 138(6):835-46; PMID:24521624
- [16] European Medicines Agency (EMA): Bexsero. http://www.ema.europa.eu/ema/index.jsp?curl=pages/medicines/human/medicines/002333/human_med_001614.jsp&mid=WCOb01ac058001d124. Accessed June 2014
- [17] Health Canada: Bexsero. http://www.hc-sc.gc.ca/dhp-mps/prod/pharma/sbd-smd/drug-med/sbd_smd_2014_bexsero_147275-eng.php. Accessed Dec 2014
- [18] Australian Government. Department of Health, Therapeutic Goods Administration. ARTG ID 190718. http://search-au.funnelback.com/s/search.html?collection=tga-artg&profile=record&meta_i=190718. Accessed Dec 2014
- [19] FDA US. Food and Drug Administration. FDA approves a second vaccine to prevent serogroup B meningococcal disease. http://www.fda.gov/NewsEvents/Newsroom/PressAnnouncements/ucm431370.htm#%2EVMK_tQ3TMfs%2Elinked. Accessed Jan 2015
- [20] Azzari C, Canessa C, Filippi F, Moriondo M, Indolfi G, Niedo F, Martini M, de Martino M, Castiglia P, Baldo V, et al. Distribution of invasive meningococcal B disease in Italian pediatric population: implications for vaccination timing. *Vaccine* 2014; 32:1187-91; PMID:24120548; <http://dx.doi.org/10.1016/j.vaccine.2013.09.055>
- [21] WHO: Principles and considerations for adding a vaccine to a national immunization programme From decision to implementation and monitoring. http://www.who.int/immunization/programmes_systems/policies_strategies/vaccine_intro_resources/nvi_guide_lines/en/ Accessed Oct 2014
- [22] Anderson RM, Nokes DJ: Mathematical models of transmission and control. In Holland WW, Detels R, Knox G. *Oxford Textbook of Public Health*, 2nd Edition. Oxford University Press, New York, 1991. Pp 225-52.
- [23] WHO. Laboratory methods for the diagnosis of meningitis caused by Neisseria meningitidis, Streptococcus pneumoniae, and Haemophilus influenzae. http://www.who.int/csr/resources/publications/meningitis/WHO_CDS_CSR_EDC_99_7_EN/en/. Accessed Aug 2014
- [24] Baldovin T, Furlan P, Lazzari R, Cocchio S, Baldo V. Flussi informativi delle meningiti e delle malattie batteriche invasive presenti nella Regione Veneto. http://www.vaccinarsi.org/assets/uploads/news/report_situazione_meningiti_veneto/report_%202007_2012_ssm-simi-mib.pdf. Accessed Sept 2014
- [25] Tirani M, Merzagaglia M, Melegaro A. Health and economic outcomes of introducing the new MenB vaccine (Bexsero) into the Italian routine infant immunisation programme. *Plos One* 2015; 10(4):e0123383; PMID:25874805; <http://dx.doi.org/10.1371/journal.pone.0123383>
- [26] Tu HA, Deeks SL, Morris SK, Strifler L, Crowcroft N, Jamieson FB, Kwong JC, Coyte PC, Krahn M, Sander B. Economic evaluation of meningococcal serogroup B childhood vaccination in Ontario, Canada. *Vaccine* 2014; 32(42):5436-46; PMID:25131732; <http://dx.doi.org/10.1016/j.vaccine.2014.07.096>
- [27] Christensen H, Hickman M, Edmunds WJ, Trotter CL. Introducing vaccination against serogroup B meningococcal disease: an economic and mathematical modelling study of potential impact. *Vaccine* 2013; 31:2638-46; PMID:23566946; <http://dx.doi.org/10.1016/j.vaccine.2013.03.034>
- [28] Pouwels KB, Hak E, van der Ende A, Christensen H, van den Dobbelsteen GP, Postma MJ. Cost-effectiveness of vaccination against meningococcal B among Dutch infants: Crucial impact of changes

- in incidence. *Hum Vaccin Immunother* 2013; 9:1129-38; PMID:23406816; <http://dx.doi.org/10.4161/hv.23888>
- [29] Christensen H, Trotter CL, Hickman M, Edmunds WJ. Re-evaluating cost effectiveness of universal meningitis vaccination (Bexsero) in England: modeling study. *BMJ* 2014; 349:g5725; PMID:25301037; <http://dx.doi.org/10.1136/bmj.g5725>
- [30] di Pietro ML, Capri S, Kheiraoui F, de Waure C, Quaranta G, Poscia A, Specchia ML, Veneziano MA, Di Nardo F, Cadeddu C, et al. Health Technology Assessment della vaccinazione contro Meningococco B. *QIJP* 2013; 2:1-113.
- [31] WHO – Guide to cost-effectiveness analysis. http://www.who.int/choice/publications/p_2003_generalised_cea.pdf. Accessed on September 2015.
- [32] Vogel U, Taha MK, Vazquez JA, Findlow J, Claus H, Stefanelli S, Caugant DA, Kriz P, Abad R, Bambini S, et al. Predicted strain coverage of a meningococcal multicomponent vaccine (4CMenB) in Europe: a qualitative and quantitative assessment. *Lancet Infect Dis* 2013; 13:416-25; PMID:23414709; [http://dx.doi.org/10.1016/S1473-3099\(13\)70006-9](http://dx.doi.org/10.1016/S1473-3099(13)70006-9)
- [33] Frosi G, Biolchi A, Lo Sapio M, Rigat F, Gilchrist S, Lucidarme J, Findlow J, Borrow R, Pizza M, Giuliani MM, et al. Bacterial antibody against a representative epidemiological meningococcal serogroup B panel confirms that MATS underestimate 4CMenB vaccine strain coverage. *Vaccine* 2013; 31:4968-74; PMID:23954380; <http://dx.doi.org/10.1016/j.vaccine.2013.08.006>
- [34] McQuaid F, Snape MD. Will booster doses be required for serogroup B meningococcal vaccine? *Expert Rev Vaccines* 2014; 13(3):313-5; PMID:24451002; <http://dx.doi.org/10.1586/14760584.2014.878654>
- [35] Gasparini R, Amicizia D, Domnich A, Lai PL, Panatto D. Neisseria meningitidis B vaccines: recent advances and possible immunization policies. *Expert Rev Vaccines* 2014; 13:345-64; PMID:24476428; <http://dx.doi.org/10.1586/14760584.2014.880341>
- [36] Roed C, Omland LH, Engsig FN, Skinhoj P, Obel N. Long-term mortality in patients diagnosed with meningococcal disease: a Danish nationwide cohort study. *PLoS One* 2012; 5:e9662; <http://dx.doi.org/10.1371/journal.pone.0009662>
- [37] Read RC, Baxter D, Chadwick DR, Faust SN, Finn A, Gordon SB, Heath PT, Lewis DJ, Pollard AJ, Turner DP, et al. Effect of a quadrivalent meningococcal ACWY glycoconjugate or a serogroup B meningococcal vaccine on meningococcal carriage: an observer-blind, phase 3 randomised clinical trial. *Lancet* 2014; 384:2123-31; PMID:25145775; [http://dx.doi.org/10.1016/S0140-6736\(14\)60842-4](http://dx.doi.org/10.1016/S0140-6736(14)60842-4)
- [38] Trotter CL, Maiden M. Meningococcal vaccines and herd immunity: lessons learned from serogroup C conjugate vaccination programs. *Expert Rev Vaccines* 2009; 8(7):851-61; PMID:19538112; <http://dx.doi.org/10.1586/erv.09.48>
- [39] Gasparini R, Comanducci M, Amicizia D, Ansaldo F, Canepa P, Orsi A, Icardi G, Rizzitelli E, De Angelis G, Bambini S, et al. Molecular and serological diversity of Neisseria meningitidis carrier strains isolated from Italian students aged 14 to 22 years. *J Clin Microbiol* 2014; 52:1901-10; PMID:24648565; <http://dx.doi.org/10.1128/JCM.03584-13>
- [40] Muzzi A, Mora M, Pizza M, Rappuoli R, Donati C. Conservation of meningococcal antigens in the genus Neisseria. *M Bio* 2013; 4:e00163-13; PMID:23760461
- [41] Vogel U, Claus H. Vaccine development against Neisseria meningitidis. *Microb Biotechnol* 2011; 4(1):20-31; PMID:21255369; <http://dx.doi.org/10.1111/j.1751-7915.2010.00178.x>
- [42] Ladhani SN, Giuliani MM, Biolchi A, Pizza M, Beebeejaun K, Lucidarme J, Findlow J, Ramsay ME, Borrow R. Effectiveness of Meningococcal B Vaccine against Endemic Hypervirulent Neisseria meningitidis W Strain, England. *Emerg Infect Dis* 2016; 22(2):309-11; PMID:26811872; <http://dx.doi.org/10.3201/eid2202.150369>
- [43] Istituto Nazionale di Statistica (ISTAT): Demografia in cifre. <http://demo.istat.it/> Accessed July 2014
- [44] Snape M, Dawson T, Oster P, Evans A, John TM, Ohene-Kena B, et al. Immunogenicity of two investigational serogroup B meningococcal vaccines in the first year of life: a randomized comparative trial. *Pediatr Infect Dis* 2010; 29:e71-9; <http://dx.doi.org/10.1097/INF.0b013e3181faa6be>
- [45] Rivaluta: Rivalutazioni e documentazione su prezzi, costi e retribuzioni contrattuali. <http://rivaluta.istat.it>. Accessed June 2014
- [46] AIES. Proposta di linee guida per la valutazione economica degli interventi sanitari in Italia *PharmacoEconomics – Italian Research Articles* 2009; 11(2):83-93.
- [47] Capri S, Ceci A, Terranova L, Merlo F, Mantovani L. Guidelines for economic evaluations in Italy: Recommendations from the Italian Group of Pharmacoeconomic Studies. *Drug Information J* 2001; 35:189-201.
- [48] Circolare del Ministero della Sanità, 400.2/15/5709 del 29 dicembre 1993: Sorveglianza delle meningiti batteriche. <http://www.epicentro.it>. Accessed June 2014
- [49] SIMI. Malattie batteriche invasive: Protocollo per la sorveglianza nazionale delle malattie invasive da meningococco, pneumococco ed emofilo in Italia. 12/03/2007. http://www.simi.iss.it/meningite_batterica.htm. Accessed July 2014
- [50] EUIBIS Invasive Neisseria meningitidis in Europe 2006 Commission of the European Communities ECDC Agreement ECD.312. <http://www.ecdc.it> Accessed July 2014
- [51] Edmond K, Clark A, Korczak VS, Sanderson C, Griffiths UK, Rudan I. Global and regional risk of disabling sequelae from bacterial meningitis: a systematic review and meta-analysis. *Lancet Infect Dis* 2010; 10(5):317-28; PMID:20417414; [http://dx.doi.org/10.1016/S1473-3099\(10\)70048-7](http://dx.doi.org/10.1016/S1473-3099(10)70048-7)
- [52] Wang B, Haji Ali Afzali H, Marshall H. The inpatient costs and hospital service use associated with invasive meningococcal disease in South Australian children. *Vaccine* 2014; 32(37):4791-8; PMID:24998605; <http://dx.doi.org/10.1016/j.vaccine.2014.05.069>
- [53] Shepard CW, Ortega-Sanchez IR, Scott RD 2nd, Rosenstein NE; ABCs Team. Cost-effectiveness of conjugate meningococcal vaccination strategies in the United States. *Pediatrics* 2005; 115(5):1220-32; PMID:15867028; <http://dx.doi.org/10.1542/peds.2004-2514>
- [54] Healy CM, Butler KM, Smith E, Hensley OP, Bate T, Moloney AC, MacMahon P, Cosgrove J, Cafferkey MT. Influence of serogroup on the presentation, course, and outcome of invasive meningococcal disease in children in the Republic of Ireland, 1995-2000. *Clin Infect Dis* 2002; 34(10):1323-30; PMID:11981727; <http://dx.doi.org/10.1086/340050>
- [55] Gottfredsson M, Reynisson IK, Ingvarsson RF, Kristjansdottir H, Nardini MV, Sigurdsson JF, Schneerson R, Robbins JB, Miller MA. Comparative Long-term adverse effects elicited by invasive group B and C meningococcal infections. *CID* 2011; 53:e117; <http://dx.doi.org/10.1093/cid/cir500>
- [56] Viner RM, Booy R, Johnson H, Edmunds WJ, Hudson L, Bedford H, Kaczmarski E, Rajput K, Ramsay M, Christie D. Outcomes of invasive meningococcal serogroup B disease in children and adolescents (MOSAIC): a case-control study. *Lancet Neurol* 2012; 11:774-83; PMID:22863608; [http://dx.doi.org/10.1016/S1474-4422\(12\)70180-1](http://dx.doi.org/10.1016/S1474-4422(12)70180-1)
- [57] van de Beek D. The burden of serogroup B meningococcal disease. *Lancet Neurol* 2012; 11:743-5; PMID:22863607; [http://dx.doi.org/10.1016/S1474-4422\(12\)70184-9](http://dx.doi.org/10.1016/S1474-4422(12)70184-9)
- [58] Woods CR. Neisseria meningitidis (Meningococcus). In: Behrman RE, Kliegman RM, Jenson HB, eds. *Nelson Textbook of Pediatrics*, 17th edition. Philadelphia, PA: Saunders; 2004. pp 896-9.
- [59] Brandtzaeg P. Pathogenesis and Pathophysiology of Invasive Meningococcal Disease. In: Frosch M, Maiden MCJ, eds. *Handbook of Meningococcal Disease: Infection Biology, Vaccination, Clinical Management*. Weinheim, Germany: Wiley-VCH; 2006. Pp 427-80.
- [60] Oostenbrink R, A Moll HA, Essink-Bot ML. The EQ-5D and the Health Utilities Index for permanent sequelae after meningitis: a head-to-head comparison. *J Clin Epidemiol* 2002; 55:791-99; PMID:12384194; [http://dx.doi.org/10.1016/S0895-4356\(02\)00448-1](http://dx.doi.org/10.1016/S0895-4356(02)00448-1)
- [61] Xu R, Insinga RP, Golden W, Hu XH. EuroQol (EQ-5D) health utility scores for patients with migraine. *Qual Life Res* 2011; 20:601-08; PMID:21063786; <http://dx.doi.org/10.1007/s11136-010-9783-5>
- [62] Saarni SI, Suvisaari J, Sintonen H, Pirkola S, Koskinen S, Aromaa A, Lönnqvist J. Impact of psychiatric disorders on health-related

- quality of life: general population survey. *Br J Psychiatry* 2007; 190:326-32; PMID:17401039; <http://dx.doi.org/10.1192/bjp.bp.106.025106>
- [63] Caban-Martinez AJ, Lee DJ, Fleming LE, Tancredi DJ, Arheart KL, LeBlanc WG, McCollister KE, Christ SL, Louie GH, Muennig PA. Arthritis, occupational class, and the aging US workforce. *Am J Public Health*. 2011; 101:1729-34; PMID:21778483; <http://dx.doi.org/10.2105/AJPH.2011.300173>
- [64] Stouthard MEA, Essink-Bot ML, Bonsel GJ, Barendregt JJ, Kramers PGN, van der Water HPA, Gunning-Schepers LJ, van der Maas PJ. (1997) Disability weights for disease in The Netherlands. Amsterdam Medical Centre, Institute for Social Health Care, Amsterdam. [http://www.moh.govt.nz/notebook/nbbooks.nsf/0/2D7B9CE4FAF56E1ACC256C41000FF92C/\\$file/Disability%20Weights.pdf](http://www.moh.govt.nz/notebook/nbbooks.nsf/0/2D7B9CE4FAF56E1ACC256C41000FF92C/$file/Disability%20Weights.pdf). Accessed Sept 2014s
- [65] Brown MM, Brown GC, Sharma S, Kistler J, Brown H. Utility values associated with blindness in an adult population. *Br J Ophthalmol* 2001; 85(3):327-31; PMID:11222340; <http://dx.doi.org/10.1136/bjo.85.3.327>
- [66] Donev D, Zalatel-Kragelj, Bjegovic V, Burazeri G. Measuring the burden of disease: Disability Adjusted Life Year (DALY). <http://www.mf.uni-lj.si/dokumenti/6b695fc9385e3e2ab8fb41ec7d34660d.pdf> Accessed 30 July 2014
- [67] Thein HH, Gomes T, Krahn MD, Wodchis WP. Health status utilities and the impact of pressure ulcers in long-term care residents in Ontario. *Qual Life Res* 2010; 19(1):81-9; PMID:20033300; <http://dx.doi.org/10.1007/s1136-009-9563-2>
- [68] Yfantopoulos J. Quality of life and QALYs in the measurement of health. *Arch Hellenic Med* 2001; 18(2):114-30.
- [69] Wyld M, Morton RL, Hayen A, Howard K, Webster AC. A systematic review and meta-analysis of utility-based quality of life in chronic kidney disease treatments. *Plos Med* 2012; 9(9):e1001307; PMID:22984353; <http://dx.doi.org/10.1371/journal.pmed.1001307>
- [70] Findlow J, Borrow R, Snape MD, Dawson T, Holland A, John TM, et al. Multicenter, open-label, randomized Phase II controlled trial of an investigational recombinant meningococcal serogroup B vaccine with and without outer membrane vesicles, administered in infancy. *Clin Infect Dis* 2010; 51(5):1127-37; PMID:20954968; <http://dx.doi.org/10.1086/656741>
- [71] Giuliani MM, Adu-Bobie J, Comanducci M, Aric^f B, Savino S, Santini L, Brunelli B, Bambini S, Biolchi A, Capecchi B, et al. A universal vaccine for serogroup B meningococcus. *Proc Natl Acad Sci U S A* 2006; 103:10834-39; PMID:16825336; <http://dx.doi.org/10.1073/pnas.0603940103>
- [72] Lucidarme J, Comanducci M, Findlow J, Gray SJ, Kaczmarek EB, Guiver M, Kugelberg E, Valley PJ, Oster P, Pizza M, et al. Characterization of fHbp, NHBA (gna2132), nadA, porA, sequence type (ST), and genomic presence of IS1301 in group B meningococcal ST269 clonal complex isolates from England and Wales. *J Clin Microbiol* 2009; 47:3577-85; PMID:19759227; <http://dx.doi.org/10.1128/JCM.00936-09>
- [73] Nolan T, O’Ryan M, Wassil J, Abitbol V, Dull P. Vaccination with a multicomponent meningococcal B vaccine in prevention of disease in adolescents and young adults. *Vaccine* 2015; 33(36):4437-45; PMID:26187261; <http://dx.doi.org/10.1016/j.vaccine.2015.06.011>
- [74] Vesikari T, Esposito S, Prymula R, Ypma E, Kohl I, Toneatto D, Dull P, Kimura A, EU Meningococcal B Infant Vaccine Study group. Immunogenicity and safety of an investigational multicomponent, recombinant, meningococcal serogroup B vaccine (4CMenB) administered concomitantly with routine infant and child vaccinations: results of two randomised trials. *Lancet* 2013; 381(9869):825-35; PMID:23324563; [http://dx.doi.org/10.1016/S0140-6736\(12\)61961-8](http://dx.doi.org/10.1016/S0140-6736(12)61961-8)
- [75] Santolaya ME, O’Ryan ML, Valenzuela MT, Prado V, Vergara R, Muñoz A, Toneatto D, Graña G, Wang H, Clemens R, Dull PM, V72P10 Meningococcal B Adolescent Vaccine Study group. Immunogenicity and tolerability of a multicomponent meningococcal serogroup B (4CMenB) vaccine in healthy adolescents in Chile: a phase 2b/3 randomised, observer-blind, placebo-controlled study. *Lancet* 2012; 379(9816):617; PMID:22260988; [http://dx.doi.org/10.1016/S0140-6736\(11\)61713-3](http://dx.doi.org/10.1016/S0140-6736(11)61713-3)
- [76] Atkinson W, Wolfe S, Hamborsky J. Epidemiology and prevention of vaccine-preventable diseases. Public Health Foundation 2011.
- [77] McQuaid F, Snape MD, John TM, Kelly S, Robinson H, Houlden J, Voysey M, Toneatto D, Kitte C, Dull PM, et al. Persistence of bactericidal antibodies to 5 years of age after immunization with serogroup B meningococcal vaccines at 6, 8, 12 and 40 months of age. *Pediatr Infect Dis J* 2014; 33:760-66; PMID:24722351; <http://dx.doi.org/10.1097/INF.0000000000000327>
- [78] AGENAS. Agenzia Nazionale per i Servizi Sanitari Regionali: Rico-veri ospedalieri. I sistemi tariffari regionali vigenti nell’anno 2009. Gennaio 2010. <http://www.quotidianosanita.it/allegati/allegato5477154.pdf> Accessed July 2014
- [79] ISTAT: retribuzioni. <http://www.istat.it/it/archivio/retribuzioni>. Accessed July 2014
- [80] Gustavsson A, Svensson M, Jacobi F, Allgulander C, Alonso J, Beghi E, Dodel R, Ekman M, Faravelli C, Fratiglioni L, et al. Cost of disorders of the brain in Europe 2010. *Eur Neuropsychopharmacol* 2011; 21:718-79; PMID:21924589; <http://dx.doi.org/10.1016/j.euroneuro.2011.08.008>
- [81] Oxford Economic: The economic costs of arthritis for the UK economy. Final Report March 2010. <http://www.oxfordeconomics.com/publication/download/222531>. Accessed July 2014
- [82] Deambrosio P, Terrazzani G, Giusti P, Pullia G. Il costo del paziente depresso: l’esperienza della Ulss 9 di Treviso. *Pharmaco Economics Italian Res* 2007; 9(1):1-8; <http://dx.doi.org/10.1007/BF03320565>
- [83] Olesen J, Gustavsson A, Svensson M, Wittchen HU, Jönsson B, CDBE2010 study group; European Brain Council. The economic cost of brain disorders in Europe. *Eur J Neurol* 2012; 19(1):155-62; PMID:22175760; <http://dx.doi.org/10.1111/j.1468-1331.2011.03590.x>
- [84] Frick KD, Walt JG, Chiang TH, Doyle JJ, Stern LS, Katz LM, Dalgitser M, Hendlish SK. Direct costs of blindness experienced by patients enrolled in managed care. *Ophthalmology* 2008; 115:11-7; PMID:17475331; <http://dx.doi.org/10.1016/j.ophtha.2007.02.007>
- [85] Guerrini R, Battini R, Ferrari AR, Veggiotti P, Besana D, Gobbi G, Pezzani M, Berta E, Tetto A, Beghi E, et al. The costs of childhood epilepsy in Italy: comparative findings from three health care settings. *Epilepsia* 2001; 42:641-46; PMID:11380572; <http://dx.doi.org/10.1046/j.1528-1157.2001.27300.x>
- [86] Beghi E, Garattini L, Ricci E, Cornago D, Parazzini F. EPICOS Group. Direct cost of medical management of epilepsy among adults in Italy: a prospective cost-of-illness study (EPICOS). *Epilepsia* 2004; 45:171-8; PMID:14738425; <http://dx.doi.org/10.1111/j.0013-9580.2004.14103.x>
- [87] Hepkema H, Pouwels KB, van der Ende A, Westra TA, Postma MJ. Meningococcal serogroup A, C, W-135 and Y conjugated vaccine: a cost-effectiveness analysis in the Netherlands. *PLOS One* 2013; 8:e65036; PMID:23741448; <http://dx.doi.org/10.1371/journal.pone.0065036>
- [88] Gopal I, Bhonagiri S, Ronco C, Bellomo R. Out of hospital outcome and quality of life in survivors of combined acute multiple organ and renal failure treated with continuous veno-venous hemofiltration/hemodiafiltration. *Intensive Care Med* 1997; 23:766-72; PMID:9290991; <http://dx.doi.org/10.1007/s001340050407>
- [89] Bloudek LM, Stokes M, Buse DC, Wilcox TK, Lipton RB, Goadsby PJ, Varon SF, Blumenfeld AM, Katsarava Z, Pascual J, et al. Cost of healthcare for patients with migraine in five European countries: results from the International Burden of Migraine Study (IBMS). *J Headache Pain* 2012; 13:361-78; PMID:22644214; <http://dx.doi.org/10.1007/s10194-012-0460-7>
- [90] ISTAT: PIL Pro CaPite Italia. [http://noi-italia.istat.it/index.php?id7&user_100ind_pi1\[id_pagina\]=91](http://noi-italia.istat.it/index.php?id7&user_100ind_pi1[id_pagina]=91). Accessed July 2014
- [91] ISTAT: Noi Italia 2013 – fecondità. <http://www.istat.it/it/archivio/fecondita>. Accessed July 2014
- [92] ISTAT: Noi Italia 2013 – mercato del lavoro. <http://www.istat.it/it/archivio/mercatodellavoro>. Accessed July 2014
- [93] Decreto Ministeriale - Ministero della Sanità - 5 febbraio 1992. “Approvazione della nuova tabella indicativa delle percentuali

- d'invalidità per le minorazioni e malattie invalidanti." Gazz. Uff. 26 febbraio 1992, n. 47, S.O. <http://www.gazzettaufficiale.it> Accessed July 2014
- [94] Landefeld JS, Seskin EP. The economic value of life: linking theory to practice. *Am J Public Health* 1982; 72:555-66; PMID:6803602; <http://dx.doi.org/10.2105/AJPH.72.6.555>
- [95] Cabellos C, Nolla JM, Verdaguer R, Pelegrin I, Ribera A, Ariza J, Viladrich PF. Arthritis related to systemic meningococcal disease: 34 years' experience. *Eur J Clin Microbiol Infect Dis* 2012; 31:2661-66; PMID:22476361; <http://dx.doi.org/10.1007/s10096-012-1610-1>
- [96] Bollettino Ufficiale della Regione Basilicata N5 - 24-2-2014: Parte I. <http://www.basilicata.net.it>. Accessed July 2014
- [97] Mennini FS, Giorgi Rossi P, Palazzo F, LARGERON N. Health and economic impact associated with a quadrivalent HPV vaccine in Italy. *Gynecol Oncol* 2009; 112:370-6; PMID:19041125; <http://dx.doi.org/10.1016/j.ygyno.2008.09.031>
- [98] Tutto sui farmaci. Available: www.torrinomedica.it. Accessed Aug 2014
- [99] Gossger N, Snape MD, Yu LM, Finn A, Bona G, Esposito S, Principi N, Diez-Domingo J, Sokal E, Becker B, et al. Immunogenicity and tolerability of recombinant serogroup B meningococcal vaccine administered with or without routine infant vaccinations according to different immunization schedules: a randomized controlled trial. *JAMA* 2012; 307:573-82; PMID:22318278; <http://dx.doi.org/10.1001/jama.2012.85>
- [100] Wu FC, Tsang YP. Second-order Monte Carlo uncertainty/variability analysis using correlated model parameters: applications to salmonid embryo survival risk assessment. *Ecol Modell* 2004; 177(3-4):393-414; <http://dx.doi.org/10.1016/j.ecolmodel.2004.02.016>
- [101] Fenwick E, O'Brien BJ, Briggs A. Cost-effectiveness acceptability curves-facts, fallacies and frequently asked questions. *Health Econ* 2004; 13(5):405-15; PMID:15127421; <http://dx.doi.org/10.1002/hec.903>