



US 20060142286A1

(19) **United States**

(12) **Patent Application Publication**  
**Parsons et al.**

(10) **Pub. No.: US 2006/0142286 A1**

(43) **Pub. Date: Jun. 29, 2006**

(54) **CYCLIC HYDROXYLAMINE AS  
PSYCHOACTIVE COMPOUNDS**

**Publication Classification**

(76) Inventors: **Phillip Parsons**, Brighton (GB); **Silvia Trasciatti**, Pisano (IT); **Sergio Rosini**, Migliarino (IT); **Michael Annis**, Hove (GB)

(51) **Int. Cl.**  
*A61K 31/537* (2006.01)  
*A61K 31/445* (2006.01)  
*C07D 211/22* (2006.01)  
*C07D 265/30* (2006.01)  
(52) **U.S. Cl.** ..... **514/238.2**; 514/317; 544/170;  
546/197; 546/216

Correspondence Address:

**NIXON & VANDERHYE, PC**  
**901 NORTH GLEBE ROAD, 11TH FLOOR**  
**ARLINGTON, VA 22203 (US)**

(57) **ABSTRACT**

(21) Appl. No.: **10/559,180**

(22) PCT Filed: **Jun. 1, 2004**

(86) PCT No.: **PCT/GB04/02324**

(30) **Foreign Application Priority Data**

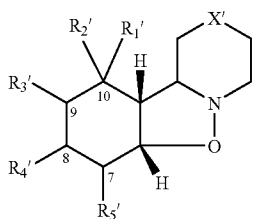
Jun. 12, 2003 (GB) ..... 0313628.0  
Dec. 8, 2003 (GB) ..... 0328439.5

A compound of formula (I): in which X represents O or CH<sub>2</sub>; R<sup>3</sup> and R<sup>4</sup> each independently represent hydrogen or C<sub>1-6</sub> alkyl; p represent 0 or 1; and R represents a five- or six-membered saturated or unsaturated ring selected from: formula (II), (III) and (IV); or R represents a five- or six-membered oxo-substituted unsaturated ring selected from: (V) and (VI); wherein R<sup>1</sup> and R<sup>2</sup> together represent an oxo group, or R<sup>1</sup> and R<sup>2</sup> each represent hydrogen, methoxy or ethoxy, or R<sup>1</sup> and R<sup>2</sup> together with the interjacent carbon atom represent a 1,3-dioxolane or 1,3-dioxane ring, attached via the 2 position and optionally bearing one or more methyl or ethyl groups; or a salt thereof, is suitable for the treatment of anxiety and depression.

### CYCLIC HYDROXYLAMINE AS PSYCHOACTIVE COMPOUNDS

[0001] This invention relates to psychoactive compounds suitable for the treatment of anxiety and depression. In particular, this invention relates to novel hydroxylamine compounds such as ring-opened derivatives of isoxazole compounds and their analogues, their preparation, pharmaceutical formulations thereof and their use in medicine.

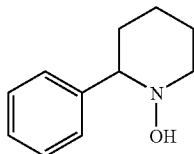
[0002] A number of psychoactive compounds are known for use in the treatment of anxiety and depression. Diazepam (a benzodiazepine) is well-known, and widely used as an anxiolytic and anti-depressant. Other known psychoactive compounds include certain tricyclic fused benzo[d]isoxazole compounds having the structure shown below in formula (A), as disclosed in U.S. Pat. specification No. 5,707,988 (Boyd et al./British Technology Group Ltd.):



in which X' is O, S, C=O or NR' wherein R' is hydrogen, C<sub>1-6</sub> alkyl, phenyl or C<sub>7-12</sub> phenalkyl, R<sub>1</sub>' and R<sub>2</sub>' each represent hydrogen or together represent an oxo group and R<sub>3</sub>', R<sub>4</sub>' and R<sub>5</sub>' each represent hydrogen or R<sub>1</sub>' represents hydrogen and two of R<sub>2</sub>', R<sub>3</sub>', R<sub>4</sub>' and R<sub>5</sub>' together represent the second bond of a double bond joining positions 7 and 8, 8 and 9 or 9 and 10 with the remaining two of R<sub>2</sub>', R<sub>3</sub>', R<sub>4</sub>' and R<sub>5</sub>' representing hydrogen, or a salt thereof.

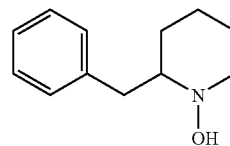
[0003] It has been found that, although the compounds of formula (A) demonstrate good efficacy as anxiolytic agents, their efficacy in the treatment of depression is less than ideal. There is therefore a need for new compounds that are effective in the treatment of both anxiety and depression, in particular for the treatment of pathologies in which both conditions occur. The present invention addresses that need.

[0004] The following compounds are known as synthetic intermediates:



2-phenylpiperidin-1-ol

-continued



2-benzylpiperidin-1-ol

[P6]

2-Phenylpiperidin-1-ol is Mentioned in the Following Papers

[0005] "Regiochemistry of mercury(II) oxide oxidation of unsymmetrical N,N-disubstituted hydroxylamines." *Tetrahedron* (1996), 52(47), 14917-28 (Ali et al.);

[0006] "Reaction of pyridine and quinoline N-oxides with phenylmagnesium bromide." *Y. Org. Chem.* (1965), 30(3), 910-13 (Kato et al.);

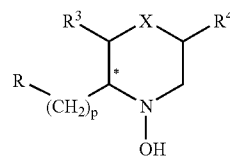
[0007] "Cyclic nitrones (I): dimeric 2,3,4,5-tetrahydropyridine N-oxides." *Chem. Ber.*, vol. 89, 2159-67 (1956) (Thesing et al.).

2-Benzylpiperidin-1-ol is Mentioned in the Following Papers

[0008] "Synthesis and cycloaddition of 6-substituted 3,4,5,6-tetrahydropyridine 1-oxides." *J. Chem. Res., Synop.* (1994), (2), 54-5 (Ali et al.);

[0009] "Mercury(II) oxide oxidation of 2-substituted N-hydroxypiperidine: a solution to the regiochemical problem." *Tet. Lett.* (1993), 34(33), 5325-6 (Ali et al.).

[0010] However, there is no disclosure of the compounds for use as pharmaceuticals. Accordingly, the present invention provides in a first aspect a compound of formula (I):



(I)

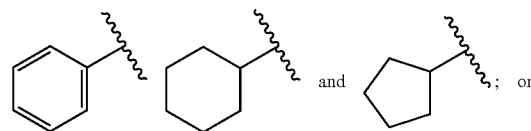
in which—

[0011] X represents O or CH<sub>2</sub>;

[0012] R<sup>3</sup> and R<sup>4</sup> each independently represent hydrogen or C<sub>1-6</sub> alkyl;


[0013] p represent 0 or 1; and

[0014] R represents a five- or six-membered saturated or unsaturated ring selected from:



[P5]

[0015] R represents a five- or six-membered oxo-substituted unsaturated ring selected from:



wherein R<sup>1</sup> and R<sup>2</sup> together represent an oxo group, or R<sup>1</sup> and R<sup>2</sup> each represent hydrogen, methoxy or ethoxy, or R<sup>1</sup> and R<sup>2</sup> together with the interjacent carbon atom represent a 1,3-dioxolane or 1,3-dioxane ring, attached via the 2 position and optionally bearing one or more methyl or ethyl groups;

[0016] or a tautomer thereof;

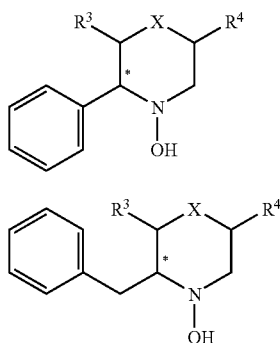
[0017] or a salt thereof;

[0018] for use as a pharmaceutical.

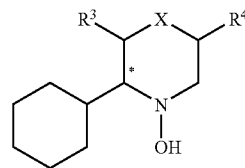
[0019] In the case where R represents a five- or six-membered oxo-substituted unsaturated ring selected from:



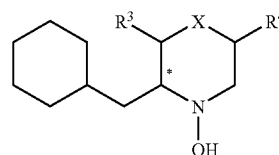
wherein R<sup>1</sup> and R<sup>2</sup> together represent an oxo group, or an acetal thereof, wherein R<sup>1</sup> and R<sup>2</sup> each represent methoxy or ethoxy, or R<sup>1</sup> and R<sup>2</sup> together with the interjacent carbon atom represent a 1,3-dioxolane or 1,3-dioxane ring, attached via the 2 position and optionally bearing one or more methyl or ethyl groups, then preferably p represents 0. The invention thus preferably embraces compounds of formula (IA), (IB), (IC) (ID), (IE) and (IF):



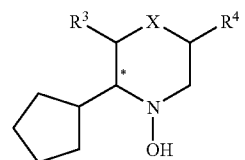
-continued



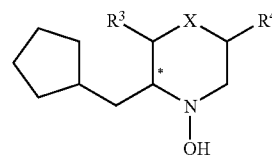
(IC)



(ID)

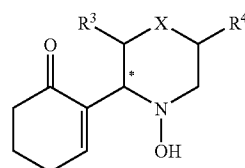


(IE)

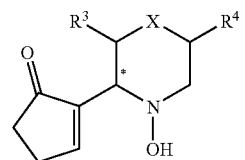


(IF)

as well as ketones of formula (IG) and (IH):



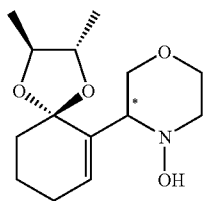
(IG)



(IH)

and acetals of the ketones of formula (IG) or (IH) with methanol or ethanol; or with ethane-1,2-diol or propane-1,2-diol, optionally bearing one or more methyl or ethyl groups.

[0020] When R<sup>1</sup> and R<sup>2</sup> together with the interjacent carbon atom represent a 1,3-dioxolane or 1,3-dioxane ring bearing one or more methyl or ethyl groups, preferably one methyl or ethyl group is positioned adjacent to each of the oxygen atoms in the 1,3-dioxolane or 1,3-dioxane ring. Preferably these are in the trans orientation, giving a compound such as:



[0021] Such compounds might be hydrolysed in vivo to produce the corresponding compound of formula (I) in which  $R^1$  and  $R^2$  together represent an oxo group. The compounds having the 3-dioxolane or 1,3-dioxane ring therefore represent potential prodrugs.

[0022] However, preferably  $R^1$  and  $R^2$  together represent an oxo group.

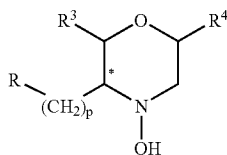
[0023] In the case where  $R$  represents a five- or six-membered oxo-substituted unsaturated ring selected from:



then preferably  $X$  is  $O$ .

[0024] Synthesis is facilitated if the heterocyclic ring demonstrates some symmetry. Thus preferably  $R^3$  and  $R^4$  are identical. Preferably  $R^3$  and  $R^4$  each represents hydrogen.

[0025] In a second aspect, the present invention provides a compound of formula (II):



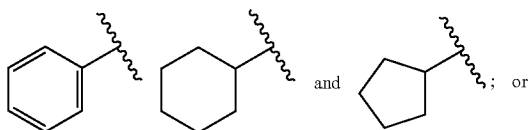
(II)

in which—

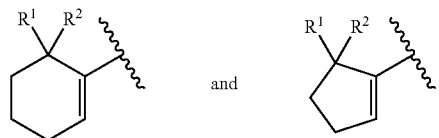
[0026]  $R^3$  and  $R^4$  each independently represent hydrogen or  $C_{1-6}$  alkyl;

[0027]  $p$  represent 0 or 1; and

[0028]  $R$  represents a five- or six-membered saturated or unsaturated ring selected from:



[0029]  $R$  represents a five- or six-membered oxo-substituted unsaturated ring selected from:

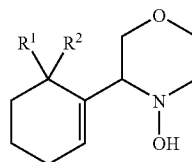


wherein  $R^1$  and  $R^2$  together represent an oxo group, or  $R^1$  and  $R^2$  each represent hydrogen, methoxy or ethoxy, or  $R^1$  and  $R^2$  together with the interjacent carbon atom represent a 1,3-dioxolane or 1,3-dioxane ring, attached via the 2 position and optionally bearing one or more methyl or ethyl groups;

[0030] or a tautomer thereof;

[0031] or a salt thereof.

[0032] A further preferred embodiment of the present invention is a compound of formula (III):



(III)

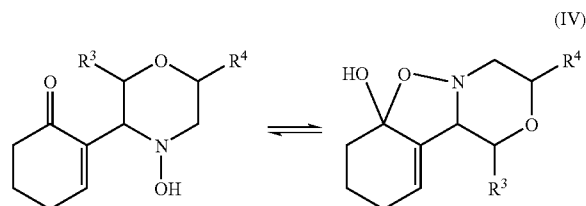
in which—

[0033]  $R^1$  and  $R^2$  each represent hydrogen or together represent an oxo group;

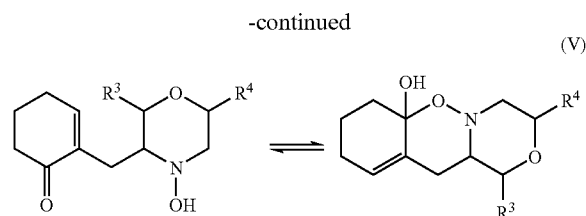
[0034] or a salt thereof.

[0035] In this specification the term “alkyl” includes both straight and branched chain groups, as well as saturated and unsaturated groups.

[0036] When  $R^1$  and  $R^2$  together represent an oxo group, certain compounds of the invention might exist as tautomers where the N-hydroxyl group has reacted with the carbonyl group to form a hemiacetal of formula (IV) or (V):



(IV)




[0037] Thus the hemiacetals of formula (IV) and (V) are within the scope of the invention.

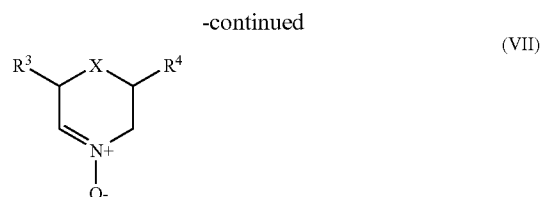
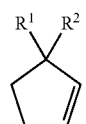
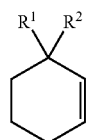
[0038] As indicated above, the compounds of the invention may exist in the form of a salt, preferably an amine salt. Such salts may be formed with a physiologically acceptable inorganic or organic acid. Physiologically acceptable acids include hydrochloric, hydrobromic, sulfuric, nitric, phosphoric, isethionic, acetic, fumaric, maleic, salicylic, p-toluenesulfonic, tartaric, citric, lactobionic, formic, malonic, pantothenic, succinic, naphthalene-2-sulfonic, benzenesulfonic, methanesulfonic and ethanesulfonic acid. Hydrochloric acid is preferred. However, in general it is preferred to use the free base rather than the salt.

[0039] The compounds of the invention possess a chiral centre (denoted \*) at the carbon atom adjacent the nitrogen of the N—OH group. It will be appreciated that the compounds of the invention can be resolved into their enantiomeric forms, or exist as a racemate. Depending on the nature of the substituents, a number of diastereoisomers is also possible.

[0040] In the case where p represents 0 and R represents a five- or six-membered oxo-substituted unsaturated ring selected from:



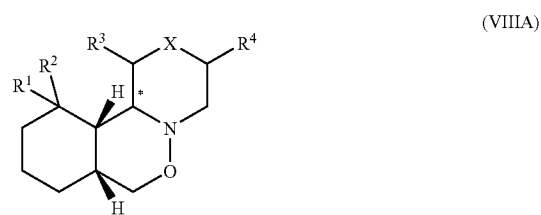
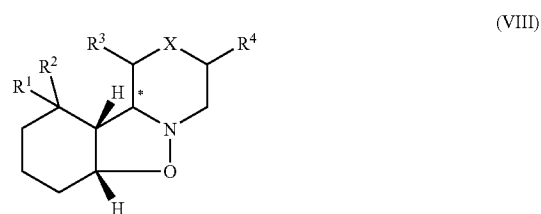
the compounds of the invention may be prepared by the reaction of a compound of formula (VI) or (VIA) with a compound of formula (VII):



in which R<sup>1</sup>, R<sup>2</sup> and X are as defined with respect to formula (I). It will be appreciated that this will be most straightforward when R<sup>1</sup> and R<sup>2</sup> together represent an oxo group, as the double bond compound of formula (VI) or (VIA) will then be activated by the presence of the carbonyl group. Other electron-withdrawing groups would also facilitate reaction.

[0041] The reaction is preferably carried out by combining the compounds of formulae (VI) or (VIA) and (VII) at a temperature in the range of from room temperature to 100° C., and then heating the reaction mixture to a temperature in the range of from 50 to 150° C., more preferably 55 to 65° C. for several hours in a suitable solvent. Ambient pressure may be used, but preferably the reaction is carried out at ultrahigh pressure in a sealed tube. The compound of formula (VI) or (VIA) may itself be a suitable solvent for the reaction; for example, in the case where R<sup>1</sup> and R<sup>2</sup> together represent an oxo group, the resultant 2-cyclohexenone and 2-cyclopentenone are both readily available.

[0042] The compound of formula (I) is thereby produced via the formation of a tricyclic intermediate of formula (VIII) or (VIIIA):



which may be isolated or left to remain in situ. Protonation of the intermediate (VIII) or (VIII A), or a corresponding base-catalysed reaction, leads to the formation of compound (I). Ring opening presumably appears by an E1cb elimination (“cb” denoting “conjugate base”), or the corresponding acid-catalysed reaction, preferably at elevated temperature.

[0043] The compound of formula (VII) is preferably formed in situ from a compound of formula (IX):



via oxidation, preferably a pertungstate-catalysed oxidation. The nitron (VII) has a tendency to polymerise and, if it needs to be isolated, care should be taken to avoid polymerise happening by storing in a freezer.

[0044] Any of the compounds of the invention may also be prepared by the reaction of a Grignard reagent of formula  $R(CH_2)_pMgHal$  with a compound of formula (VII):



in which Hal represents halide and R, R<sup>1</sup>, R<sup>2</sup> and X are as defined with respect to formula (I). We have found that the Grignard reagents prepared using a chloride anion to be perfectly satisfactory.

[0045] The reaction is preferably carried out by combining the Grignard reagent of formula  $R(CH_2)_pMgHal$  with the compound of formula (VII) at a temperature of  $-10^\circ C.$ , and then holding the reaction mixture at a temperature of  $0^\circ C.$  in a suitable solvent. Tetrahydrofuran is a suitable solvent for the reaction.

[0046] It will be appreciated that the compounds of formula (I) may also be prepared by modifications of these processes and by other alternative processes, which will be apparent to a person skilled in the chemical art.

[0047] The compounds of the invention have been found to effective in the treatment of both anxiety and depression. They are particularly useful for the treatment of anxiogenesis caused by withdrawal from benzodiazepines (as they exhibit cross tolerance with these benzodiazepines in comparison with buspirone, for example, which does not). The compounds are also of use in the treatment of anxiogenesis caused by abruptly ceasing the administration of drugs of abuse such as nicotine, alcohol and cocaine.

[0048] The dosage level of the compounds of formula (I) required to achieve effective anxiolysis or anti-depressant activity will vary with the mammal treated and will depend on factors such as the mammal's body weight, its surface area, age and general state of health. It will also depend upon the mode of administration. Dosage levels of 0.01 mg/kg to 100 mg/kg, particularly 1 mg/kg to 10 mg/kg, are suitable. Depending upon the nature and severity of the condition being treated, the doses may be repeated up to 2 or 3 times per day during the period of treatment. Doses outside these ranges may be administered if appropriate.

[0049] The compounds of formula (I) may be administered using oral, rectal, parenteral, subcutaneous or topical routes.

[0050] The compounds of formula (I) may be administered alone or together with a pharmaceutically acceptable carrier, such as an excipient or diluent. The invention therefore further provides a pharmaceutical composition comprising a compound of formula (I) in association with a pharmaceutically acceptable carrier therefor. The composition may further comprise additional therapeutic agent(s) or ingredient(s).

[0051] The compounds and compositions of the invention may conveniently be presented as unit dosage forms prepared using techniques that are well known to a person skilled in the art. In general, preparation of the unit dosage form includes the step of bringing one or more therapeutically active compounds into association with the carrier. The active compound(s) or and/or carrier ingredient(s) are preferably in the form of a finely divided solid or a liquid.

[0052] Compositions suitable for oral administration include discreet units such as tablets, capsules, caplets, cachets or lozenges, each containing a predetermined amount of the therapeutic compound. Solutions and suspensions of the therapeutic compound in an aqueous or a non-aqueous liquid are also suitable for oral administration and include syrups, elixirs and emulsions. The compound may also be presented as a bolus, electuary or paste.

[0053] Administration of the compound by a parenteral routes includes intravenous, intraperitoneal, intra-muscular and intra-articular administration. Compositions suitable for parenteral administration conveniently include a sterile aqueous preparation of the active compound, suitable for injection or infusion

[0054] Compositions suitable for topical administration include lotions, creams and pastes. The compositions of the invention may also be presented in the form of an aerosol or a suppository.

[0055] Accordingly the present invention also provides a method for preventing or alleviating the symptoms of anxiety and/or depression, which method comprises administering to a patient in need of such treatment, particularly a warm-blooded animal such as a human, a non-toxic, therapeutically effective amount of a compound of a compound of formula (I), or a salt thereof, or a composition containing such a compound.

[0056] The invention also includes a compound of formula (I) for use as a medicament, and the use of a compound of formula (I), or a salt thereof, in the manufacture of a medicament for treatment of both anxiety and depression, particularly for the treatment of anxiogenesis caused by withdrawal from benzodiazepines, or caused by abruptly ceasing the administration of drugs of abuse such as nicotine, alcohol and cocaine.

[0057] The invention will now be described by reference to the following Examples. Variations on these Examples falling within the scope of the invention will be apparent to a person skilled in the art.

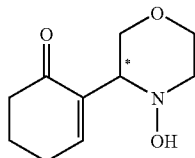
## EXAMPLES

## Example 1

## Preparation of

## 2-(4-hydroxy-3-morpholinyl)-2-cyclohexenone

[0058]



[0059] Morpholine (10.97 g; 0.126 M) and sodium tungstate hydrate (1.54 g; 4.67 mM) were cooled to 0° C. in a 250 mL flask. Hydrogen peroxide (32.5 mL (30% aq.); 0.286 mM) was slowly added, keeping the reaction temperature at 0° C. The reaction mixture was stirred for a further 1.5 h and excess hydrogen peroxide was destroyed using sodium bisulfate. 2-Cyclohexenone (12.1 mL; 0.12 5M) was added slowly to the flask, and the reaction mixture was stirred for a further 48 h. The reaction mixture was heated to 55° C. for 2 h and then 65° C. for a further 2 h. The reaction mixture was then poured into aqueous sodium chloride and was extracted with dichloromethane (3×100 mL). The organic layer was washed with saturated sodium bicarbonate solution, separated and dried over magnesium sulfate. Removal of the solvent gave a light brown oil, which was subjected to Kugelrohr distillation at 50-60° C. under vacuum, producing a dark oil (3.5 g; 14%). The compound was further purified by chromatography on a silica column using a dichloromethane (CH<sub>2</sub>Cl<sub>2</sub>): acetonitrile (CH<sub>3</sub>CN) eluent (5:1; 0.27).

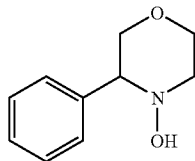
[0060]  $\nu_{\max}$  (cm<sup>-1</sup>)=3435 (OH); 2958, 2941, 2916, 2901, 2874 (CH); 2777w; 1699s (C=O); 1476; 1101.

[0061] Acc. Mass spectrometry: calculated=198.1130 (MH<sup>+</sup>); found=198.1130.

## Example 2

## Preparation of 3-phenylmorpholin-4-ol

[0062]



[P1]

[0063] Activated MnO<sub>2</sub> (0.65 g, 7.41 mmol) was added to a solution of N-hydroxymorpholine (0.25 g, 2.47 mmol) in dichloromethane (15 mL) at 0° C. and the mixture was stirred for 1 h. The reaction mixture was filtered through a pad of Celite™ and Na<sub>2</sub>SO<sub>4</sub>. The filtrate was added dropwise to a solution of phenylmagnesium chloride (2.0 M in

tetrahydrofuran, 2.47 mL, 4.94 mmol) at -10° C. The reaction mixture was stirred at 0° C. for 0.5 h and then saturated aqueous ammonium chloride solution (15 mL) and dichloromethane (15 mL) were added. The aqueous phase was separated and extracted with dichloromethane (2×20 mL). The combined organic layers were dried (Na<sub>2</sub>SO<sub>4</sub>) and concentrated under reduced pressure. The crude product was subjected to flash chromatography on SiO<sub>2</sub> eluting with 25% diethyl ether in hexanes to give the title compound (0.045 g, 11%) as a white crystalline solid.

[0064]  $\nu_{\max}$  (Nujol™ mull)/cm<sup>-1</sup> 3201 (br., O—H), 1104 (s, C—O)

[0065]  $\delta_{\text{H}}$  (300 MHz): 7.22 (m, 5H), 3.85 (d, 1H, J=10.5 Hz), 3.72-3.50 (m, 3H), 3.31 (t, 1H, J=10.5 Hz), 3.12 (d, 1H, J=10.5 Hz), 2.81 (td, 1H, J<sub>1</sub>=11.2 Hz, J<sub>2</sub>=3.4 Hz).

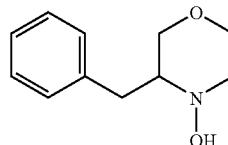
[0066]  $\delta_{\text{C}}$  (75.5 MHz): 138.1 (0), 128.6 (1), 127.9 (1), 72.45 (2), 72.16 (1), 66.78 (2), 57.67 (2).

[0067] HRMS (electrospray mode): m/z=180.1026710 (MH<sup>+</sup>) (calc. 180.1019051).

## Example 3

## Preparation of 3-benzylmorpholin-4-ol [P2]

[0068]



[P2]

[0069] Activated MnO<sub>2</sub> (1.29 g, 14.8 mmol) was added to a solution of N-hydroxymorpholine (0.50 g, 4.95 mmol) in dichloromethane (25 mL) at 0° C. and the mixture was stirred for 1 h. The reaction mixture was filtered through a pad of Celite™ and Na<sub>2</sub>SO<sub>4</sub>. The filtrate was added dropwise to a solution of benzylmagnesium chloride (2.0 M in tetrahydrofuran, 4.95 mL, 9.90 mmol) at -10° C. The reaction mixture was stirred at 0° C. for 0.5 h and then saturated aqueous ammonium chloride solution (25 mL) and dichloromethane (25 mL) were added. The aqueous phase was separated and extracted with dichloromethane (2×30 mL). The combined organic layers were dried (Na<sub>2</sub>SO<sub>4</sub>) and concentrated under reduced pressure. The crude product was subjected to flash chromatography on SiO<sub>2</sub> eluting with 25% diethyl ether in hexanes to give the title compound (0.326 g, 34%) as a white crystalline solid.

[0070]  $\nu_{\max}$  (Nujol™ mull)/cm<sup>-1</sup> 3203 (br., O—H), 1107 (s, C—O).

[0071]  $\delta_{\text{H}}$  (300 MHz): 7.23 (m, 5H), 3.89 (d, 1H, J=11.7 Hz), 3.74-3.56 (m, 2H), 3.44 (d, 1H, J=13.0 Hz), 3.23 (m, 2H), 2.87 (m, 2H), 2.39 (t, 1H, J=10.5 Hz).

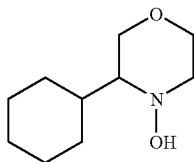
[0072]  $\delta_{\text{C}}$  (75.5 MHz): 137.7 (0), 129.2 (1), 128.5 (1), 126.4 (1), 70.22 (2), 67.76 (1), 66.60 (2), 58.60 (2), 35.85 (1).

[0073] HRMS (electrospray mode)=194.1186060 (MH<sup>+</sup>) (calc. 194.1175552).

## Example 4

## Preparation of 3-cyclohexylmorpholin-4-ol

[0074]



[P3]

[0075] Activated  $\text{MnO}_2$  (1.29 g, 14.8 mmol) was added to a solution of N-hydroxymorpholine (0.50 g, 4.95 mmol) in dichloromethane (25 mL) at  $0^\circ\text{C}$ . and the mixture was stirred for 1 h. The reaction mixture was filtered through a pad of Celite™ and  $\text{Na}_2\text{SO}_4$ . The filtrate was added dropwise to a solution of cyclohexylmagnesium chloride (2.0 M in diethyl ether, 4.95 mL, 9.90 mmol) at  $-10^\circ\text{C}$ . The reaction mixture was stirred at  $0^\circ\text{C}$ . for 0.5 h and then saturated aqueous ammonium chloride solution (25 mL) and dichloromethane (25 mL) were added. The aqueous phase was separated and extracted with dichloromethane (2x30 mL). The combined organic layers were dried ( $\text{Na}_2\text{SO}_4$ ) and concentrated under reduced pressure. The crude product was subjected to flash chromatography on  $\text{SiO}_2$  eluting with 50% diethyl ether in hexanes to give the title compound (0.220 g, 24%) as a white crystalline solid.

[0076]  $\nu_{\text{max}}$ (Nujol™ mull)/ $\text{cm}^{-1}$  3203 (br., O—H), 1107 (s, C—O).

[0077]  $\delta_{\text{H}}$  (300 MHz): 3.84 (m, 1H), 3.55 (t, 1H,  $J=11.3$  Hz), 3.17 (d, 1H,  $J=10.5$  Hz), 2.79 (t, 1H,  $J=10.5$  Hz), 2.46 (d, 1H,  $J=9.8$  Hz), 2.06-1.45 (m, 6H), 1.35-0.82 (m, 6H).

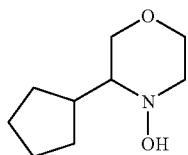
[0078]  $\delta_{\text{C}}$  (75.5 MHz): 70.83 (1), 67.42 (2), 66.29 (2), 58.84 (2), 36.71 (1), 30.14 (2), 27.64 (2), 26.96 (2), 26.75 (2).

[0079] HRMS (electrospray mode)=186.1496690 ( $\text{MH}^+$ ) (calc. 186.1488553).

## Example 5

## Preparation of 3-cyclopentylmorpholin-4-ol

[0080]



[P4]

[0081] Activated  $\text{MnO}_2$  (1.29 g, 14.8 mmol) was added to a solution of N-hydroxymorpholine (0.50 g, 4.95 mmol) in dichloromethane (25 mL) at  $0^\circ\text{C}$ . and the mixture was stirred for 1 h. The reaction mixture was filtered through a pad of Celite™ and  $\text{Na}_2\text{SO}_4$ . The filtrate was added drop-

wise to a solution of cyclopentylmagnesium chloride (2.0 M in diethyl ether, 4.95 mL, 9.90 mmol) at  $-10^\circ\text{C}$ . The reaction mixture was stirred at  $0^\circ\text{C}$ . for 0.5 h and then saturated aqueous ammonium chloride solution (25 mL) and dichloromethane (25 mL) were added. The aqueous phase was separated and extracted with dichloromethane (2x30 mL). The combined organic layers were dried ( $\text{Na}_2\text{SO}_4$ ) and concentrated under reduced pressure. The crude product was subjected to flash chromatography on  $\text{SiO}_2$  eluting with 70% diethyl ether in hexanes to give the title compound (0.246 g, 29%) as a white crystalline solid.

[0082]  $\nu_{\text{max}}$ (Nujol™ mull)/ $\text{cm}^{-1}$  3233 (br., O—H), 1118 (s, C—O).

[0083]  $\delta_{\text{H}}$  (300 MHz): 3.90 (t, 2H,  $J=9.9$  Hz), 3.55 (t, 1H,  $J=10.7$  Hz), 3.30 (t, 1H,  $J=10.3$  Hz), 3.15 (d, 1H,  $J=11.1$  Hz), 2.80 (t, 1H,  $J=10.4$  Hz), 2.57 (m, 1H), 2.19 (m, 1H), 1.89 (m, 1H), 1.73-1.02 (m, 7H)

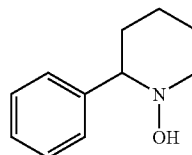
[0084]  $\delta_{\text{C}}$  (75.5 MHz): 69.31 (1), 67.91 (2), 65.65 (2), 57.83 (2), 39.91 (1), 30.80 (2), 28.19 (2), 24.89 (2).

[0085] HRMS (electrospray mode)=172.1327720 ( $\text{MH}^+$ ) (calc. 172.1332052)

## Example 6

## Preparation of 2-phenylpiperidin-1-ol

[0086]



[P5]

[0087] Activated  $\text{MnO}_2$  (1.29 g, 14.8 mmol) was added to a solution of N-hydroxypiperidine (0.50 g, 4.95 mmol) in dichloromethane (25 mL) at  $0^\circ\text{C}$ . and the mixture was stirred for 1 h. The reaction mixture was filtered through a pad of Celite™ and  $\text{Na}_2\text{SO}_4$ . The filtrate was added dropwise to a solution of phenylmagnesium chloride (2.0 M in tetrahydrofuran, 4.95 mL, 9.90 mmol) at  $-10^\circ\text{C}$ . The reaction mixture was stirred at  $0^\circ\text{C}$ . for 0.5 h and then saturated aqueous ammonium chloride solution (25 mL) and dichloromethane (25 mL) were added. The aqueous phase was separated and extracted with dichloromethane (2x30 mL). The combined organic layers were dried ( $\text{Na}_2\text{SO}_4$ ) and concentrated under reduced pressure. The crude product was subjected to flash chromatography on  $\text{SiO}_2$  eluting with 30% diethyl ether in hexanes to give the title compound (0.330 g, 38%) as a white crystalline solid.

[0088]  $\nu_{\text{max}}$ (Nujol™ mull)/ $\text{cm}^{-1}$  3204 (br., O—H).

[0089]  $\delta_{\text{H}}$  (300 MHz): 7.30 (m, 5H), 3.34 (m, 2H), 2.59 (t, 1H,  $J=11.0$  Hz), 1.87-1.50 (m, 3H), 1.36 (m, 1H).

[0090]  $\delta_{\text{C}}$  (75.5 MHz): 143.4 (0), 128.4 (1), 127.4 (1), 127.1 (1), 73.51 (1), 58.94 (2), 35.21 (2), 25.83 (2), 24.07 (2).

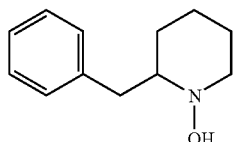


[0091] HRMS (electrospray mode)=178.1223660 (MH<sup>+</sup>) (calc. 178.1226406).

#### Example 7

##### Preparation of 2-benzylpiperidin-1-ol

[0092]



[P6]

[0093] Activated MnO<sub>2</sub> (1.29 g, 14.8 mmol) was added to a solution of N-hydroxypiperidine (0.50 g, 4.95 mmol) in dichloromethane (25 mL) at 0° C. and the mixture was stirred for 1 h. The reaction mixture was filtered through a pad of Celite™ and Na<sub>2</sub>SO<sub>4</sub>. The filtrate was added dropwise to a solution of benzylmagnesium chloride (2.0 M in tetrahydrofuran, 4.95 mL, 9.90 mmol) at -10° C. The reaction mixture was stirred at 0° C. for 0.5 h and then saturated aqueous ammonium chloride solution (25 mL) and dichloromethane (25 mL) were added. The aqueous phase was separated and extracted with dichloromethane (2×30 mL). The combined organic layers were dried (Na<sub>2</sub>SO<sub>4</sub>) and concentrated under reduced pressure. The crude product was subjected to flash chromatography on SiO<sub>2</sub> eluting with 60% diethyl ether in hexanes to give the title compound (0.309 g, 33%) as a white crystalline solid.

[0094]  $\nu_{\max}$ (Nujol™ mull)/cm<sup>-1</sup> 3212 (br., O—H).

[0095]  $\delta_{\text{H}}$  (300 MHz): 7.24 (m, 5H), 3.65 (d, 1H, J=10.5 Hz), 3.40 (d, 1H, J=10.4 Hz), 2.66-2.48 (m, 2H), 2.40 (t, 1H, J=11.2 Hz), 1.79-1.48 (m, 4H), 1.26-1.00 (m, 2H).

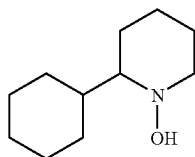
[0096]  $\delta_{\text{C}}$  (75.5 MHz): 139.3 (0), 129.6 (1), 128.2 (1), 126.0 (1), 69.28 (1), 59.78 (2), 39.95 (2), 30.62 (2), 25.92 (2), 23.53 (2).

[0097] HRMS (electrospray mode)=192.1377940 (MH<sup>+</sup>) (calc. 192.1382906).

#### Example 8

##### Preparation of 2-cyclohexylpiperidin-1-ol

[0098]



[0099] Activated MnO<sub>2</sub> (1.29 g, 14.8 mmol) was added to a solution of N-hydroxypiperidine (0.50 g, 4.95 mmol) in dichloromethane (25 mL) at 0° C. and the mixture was stirred for 1 h. The reaction mixture was filtered through a pad of Celite™ and Na<sub>2</sub>SO<sub>4</sub>. The filtrate was added drop-

wise to a solution of cyclohexylmagnesium chloride (2.0 M in diethyl ether, 4.95 mL, 9.90 mmol) at -10° C. The reaction mixture was stirred at 0° C. for 0.5 h and then saturated aqueous ammonium chloride solution (25 mL) and dichloromethane (25 mL) were added. The aqueous phase was separated and extracted with dichloromethane (2×30 mL). The combined organic layers were dried (Na<sub>2</sub>SO<sub>4</sub>) and concentrated under reduced pressure. The crude product was subjected to flash chromatography on SiO<sub>2</sub> eluting with 40% diethyl ether in hexanes to give the title compound (0.241 g, 27%) as a white crystalline solid.

[0100]  $\nu_{\max}$ (Nujol™ mull)/cm<sup>-1</sup> 3195 (br., O—H).

[0101]  $\delta_{\text{H}}$  (300 MHz): 3.32 (d, 1H, J=10.9 Hz), 2.49 (t, 1H, J=11.7 Hz), 2.16 (d, 1H, J=10.4 Hz), 2.04 (t, 1H, J=12.2 Hz), 1.84-0.90 (m, 16H).

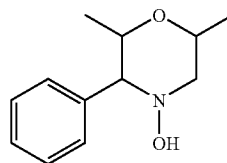
[0102]  $\delta_{\text{C}}$  (75.5 MHz): 72.55 (1), 60.27 (2), 38.03 (1), 30.36 (2), 27.07 (2), 26.97 (2), 26.69 (2), 25.73 (2), 23.92 (2).

[0103] HRMS (electrospray mode) 184.1690950 (MH<sup>+</sup>) (calc. 184.1695908).

#### Example 9

##### 2,6-dimethyl-3-phenylmorpholin-4-ol

[0104]



##### 9.1. Preparation of

##### 1-hydroxy-2,6-dimethylmorpholine

[0105] 2,6-Dimethylmorpholine (26.74 mL, 0.22 mmol) was cooled to 0° C. and hydrogen peroxide (32.2 mL, 27.5%, 0.26 mmol) was added as drops with stirring. The solution was stored for six hours at 0° C. (danger of exotherm). The product was extracted into ether and the organic phase was separated dried (magnesium sulfate) and concentrated. Chromatography on silica gel using ether petrol (7:3) as the eluent gave the product (17%) as mixture of syn and anti diastereoisomers, which was used immediately in the preparation of the nitrene.

##### 9.2. Preparation of

##### 2,6-dimethyl-3-phenylmorpholin-4-ol

[0106] Activated MnO<sub>2</sub> (0.50 g, 1.91 mmol) was added to a solution of 1-hydroxy-2,6-dimethylmorpholine (0.25 g, 5.72 mmol) in dichloromethane (15 mL) at 0° C. and the mixture was stirred for 1 h. The reaction mixture was filtered through a pad of Celite™ and Na<sub>2</sub>SO<sub>4</sub>. The filtrate was added dropwise to a solution of phenyl-magnesium chloride (2.0 M in tetrahydrofuran, 1.91 mL, 3.82 mmol) at -10° C. The reaction mixture was stirred at 0° C. for 0.5 h and then saturated aqueous ammonium chloride solution (15 mL) and dichloromethane (15 mL) were added. The aqueous phase

was separated and extracted with dichloromethane (2×20 mL). The combined organic layers were dried (Na<sub>2</sub>SO<sub>4</sub>) and concentrated under reduced pressure. The crude product was subjected to flash chromatography on SiO<sub>2</sub> eluting with 60% diethyl ether in hexanes to give the title compound (0.11 g, 28%) as a white crystalline solid.

[0107]  $\nu_{\max}$ (Nujol™ mull)/cm<sup>-1</sup> 3325 (br., O—H).

[0108]  $\delta_{\text{H}}$  (300 MHz): 7.59 (m, 2H), 7.36 (m, 3H), 4.22 (s, 1H), 4.00 (m, 2H), 2.86 (m, 2H), 1.31 (d, 3H, J=6.2 Hz), 1.12 (d, 3H, J=6.6 Hz).

[0109]  $\delta_{\text{C}}$  (75.5 MHz): 132.2 (1), 127.9 (1), 127.8 (1), 70.72 (1), 69.92 (1), 56.57 (2), 19.05 (3), 18.36 (3).

[0110] HRMS (electrospray mode)=208.1332052 (MH<sup>+</sup>) (calc. 208.1329280).

### Example 10

#### Anxiolytic Activity—Black and White Box Test

[0111] The anxiolytic effect of the compound of Example 1 (Abio 09/01) was compared with that of the marketed anxiolytic drug, diazepam, and the corresponding compound of formula (A), namely *cis*-1,2,3,4,5,6a,7,8,9,10a,10b-dodeca-1,4-oxazino-[3',4':2,3]benzo[d]isoxazol-4-one (hereinafter referred to as Comparative Compound A). In this test model, the effect of a stressful stimulus on the exploratory behaviour of mice receiving a control or a therapeutic amount of one of the compounds referred to in Table 1 was investigated.

TABLE 1

Group	No. of animals	Substance	Dose
1	10	Vehicle	0
2	10	Diazepam	1.25 mg/kg
3	10	Comparative Compound A	0.1 mg/kg
4	10	Ex. 1 (Abio 09/01)	0.1 mg/kg

[0112] The black and white box comprised a Plexiglas open-topped box (45×27×27 cm high) positioned on a bench 86.5 cm above the floor level in a dark and quiet room. The test box was divided into two compartments (ratio 2:3) by a partition (height 60 cm). Two fifths (2/5) of the box was painted black and illuminated with a red light (4×15 W; 10 lux); the remainder of the box was painted white and illuminated with a 60 W (400 lux) light source. The red and white lights are positioned 17 cm above the box. The partition is black on the side facing the black compartment and white on the side facing the white compartment. The compartments are connected by a 7.5 cm×7.5 cm opening in the centre bottom of the partition. The floor of the white compartment is divided into nine fields, and the floor of the black compartment is divided into six fields. The test room is separated into two parts by a black curtain. The drug treatment takes place in one part of the room using a minimum red light; the other part of the room, without lights, contains the test system.

[0113] In this test system, normal animals show a preference for exploration, measured as rearing behaviour, line crossing and time spent in the black section as a consequence of the aversive properties of the brightly lit white area. The characteristic action of anxiolytic agents from the

benzodiazepine series is to disinhibit the suppressed behaviour, causing a redistribution of exploratory activity in the white section. Black and white box tests have been validated in mice, which are the more suitable species for this procedure (Costall et al, *Pharm. Bioch. & Behaviour*, 32, 777-785 (1989)).

[0114] Naïve BKW male albino mice of 30 to 35 g were used in all studies. 10 mice were normally housed in each cage and kept for at least two weeks on a 12 hour light/dark cycle with lights off at 07.00 h. Behavioural testing was conducted between 13.00 and 18.00 h in a darkened room illuminated with red light. Mice were taken from the dark holding room to the testing room in an enclosed trolley and allowed at least 1 h for adaptation to the new environment.

[0115] The animals each receive a control or an active agent intraperitoneally 40 minutes before testing. At the start of the test the mice are placed into the white section of the box, facing the wall opposite to the partition and their behaviour is recorded by remote video over a 5-minute experimental period.

[0116] The results are shown in Table 2 below, wherein TB=time in white section; FI=Initial potency; PT=Total passages through the partition; A<sub>tot</sub>=Total exploratory activity; C<sub>tot</sub>=total number of crossings; R<sub>tot</sub>=Total number of rearings; RB/TB=rearings in the white compartment/time in white; CB/TB=crossings in the white compartment/time in white; RN/TN=rearings in the black compartment/time in black; CN/TN=crossings in the black compartment/time in black.

TABLE 2

	Diazepam 1.25 mg/kg	Ex. 1 (Abio 09/01) 0.1 mg/kg	Comparative Compound A 0.1 mg/kg
TB	+33.2	+53.4	+52.1
FI	+12.7	+11.5	+8.1
PT	+1.5	+0.9	+4.1
A <sub>tot</sub>	+46.7	+10.4	+53.7
C <sub>tot</sub>	+30.7	+7.5	+19.1
R <sub>tot</sub>	+21.2	+5	+23.9
RB/TB	+0.06	+0.02	+0.04
RN/TN	+0.09	+0.06	+0.13
CB/TB	+0.08	-0.05	+0.01
CN/TN	+0.1	0.08	+0.08

### Example 11

#### Anxiolytic Activity—Elevated Plus Maze in Rats

[0117] The X-maze is constructed from Perspex® and comprises four arms (2 open, 2 closed), each 50 cm long by 9.5 wide and 40 high (closed arms only) connected by a centre square (9.5×9.5). The open arm has a small lip (3 mm) to assist in the retention of the rat on the arm. The apparatus was housed in a room under subdued lighting conditions.

[0118] This model is based on the observation of spontaneous activity of rodents placed in an aversive environment produced by height and often spaces. The open arms evoke more fears, and this results in less exploration. Anxiolytic drugs increase the exploratory activity and the number of entries into the open arms. Rats were allowed at least 1 hour to acclimatise to the environment before testing com-

menced. Drug treatments were given IP in a pseudo-random, blind design, 40 minutes before behavioural testing, as appropriate. Rats were placed onto the centre square of the X-maze facing a specified open arm, and its behaviour was recorded by remote video over a 5 minute experimental period. The behavioural parameters were subsequently assessed by technicians reviewing the videotape and included: entries into each arm type, time spent on each arm type, rearing, stretch attend postures and head dips. The results are shown in Table 3 below.

TABLE 3

In open arms	Vehicle	Diazepam	Comparative Compound A 0.125 mg/kg	Ex. 1 (Abio 09/01) 0.125 mg/kg
% time spent	11 ± 4%	25 ± 5%	21 ± 11%	39 ± 10%
No. of entries	1.8 ± 0.5	4 ± 0.6	3 ± 1.1	5.2 ± 1.4

## Example 12

## Antidepressant Activity

[0119] The “escape deficit” test that derives from the classic paradigm of “learned helplessness” was used, as described by Meloni et al. in *Pharmacol. Biochem. Behav.* 46, 423-6 (1993) and Gambarana et al. in *Behav. Pharmacol.* 6, 66-73 (1995) and *Neuropsychopharmacol.* 21, 247-57 (1999). Exposure to an unavoidable stress induces hyperactive behaviour, which, after 24 hours, makes the rats unable to escape from a nociceptive stimulus. Rats exposed to unavoidable stress make 0-5 escapes out of 30 trials, while naive rats realise 26-30 escapes. Classical anti-depressives prevent the occurrence of the escape deficit after chronic treatment (15 days).

[0120] Rats were treated intra-peritoneally (IP) for 15 days, and then submitted to the unavoidable stress (16 hours after the last dosing) prior to being subjected to the escape test (24 hours after the last dosing). The results are shown in Table 4 below.

TABLE 4

Treatment	No. of escapes
Naïve	24.2 ± 0.9
Vehicle	1.7 ± 0.4
Comparative Compound A	3.5 ± 0.9
Ex. 1 (Abio 09/01)	23.3 ± 1.3

## Examples 10-12

## Conclusions

[0121] From these results can be seen that, although the anxiolytic effects of the compound of this invention and the comparative prior art compound (being compounds of the same class) are similar, the success of the compound of the invention in the test for antidepressant activity is significantly greater than that of the comparative prior art compound. In the results reported here, the compound of the invention results in bringing the animal's behaviour back to the level of naive animals (who had not been subjected to the unavoidable stress).

## Example 13

## Antidepressant Activity—Despair and Open Field Tests

[0122] Rats treated with the compound of Example 1 were compared to either rats treated with the classical antidepressant, clomipramine or controls in the despair test (forced swim). The same groups were also tested for the reserpine-induced changes in open field behaviour.

## 13.1. Animals

[0123] Male rats of the Wistar strain (purchased from Charles River, Italy) weighing 220-240 g were used throughout all experiments. For at least 1 week prior to the experiment, the rats were housed four to a cage at a constant temperature of 21° C., and under a 12-h light/dark cycle (lights on between 08:00 and 20:00), with food and water available ad libitum.

## 13.2. Drugs and Treatment

[0124] A group of animals received a treatment with clomipramine hydrochloride (50 and 100 mg/kg). The drug, purchased by Sigma (USA), were freshly diluted in physiological saline and injected intraperitoneally (IP). Rats subjected to the despair test received three such injections 24, 5 and 1 hour prior to behavioural test. Physiological saline (saline) was injected IP to control animals. The compound of Example 1 (0.2 and 0.5 mg/kg) was injected IP to a group of rats.

[0125] An acute IP injection of clomipramine hydrochloride (50 mg/kg) or of the compound of Example 1 (0.2 and 0.5 mg/kg) or physiological saline was made in animals subjected to the reserpine-induced changes in the open field test (the injection was made together with the last reserpine administration, e.g. 1 h prior to the open field test).

[0126] All animals were gently manipulated by experienced facilities' keepers avoiding any environmental or physical stress. Rats subjected to drugs or physiological saline administration received an injection of a 1-mL standard volume of solution with a 23-gauge stainless steel needle of 31 mm length (for IP injections) or 21 mm length (for SC injections). The animals were randomly assigned to any treatment group and were used only once in the behavioural experiments.

## 13.3. Behavioural Tests

[0127] For the despair test, rats were individually forced to swim inside vertical Plexiglas cylinders containing 15 cm of water maintained at 25° C. (*Nature* 266: 730-732, Porsolt et al., 1977). After 15 min in the water they were removed and allowed to dry for 15 min in a heated container before being returned to their home cages. They were replaced in the cylinders 24 h later and the total duration of immobility was measured during a 5-min test. A rat was judged to be immobile whenever it remained passively floating in the water in a slightly hunched but upright position, its head just above the surface.

[0128] Reserpine-induced changes in open field behaviour was studied according to the method described in *Naunyn-Schmiedeberg's Arch. Pharmacol.* 293: 109-114 (Vetulani et al., 1976). Reserpine (Sigma, USA) was dissolved in physiological saline and injected daily for 14 days at the dose of

0.1 mg/kg subcutaneously (SC). A period of 1 hour after the last injection of reserpine, animals were subjected to the open field test. This consisted of the measure of ambulation and rearing of the rat in a circular area divided into 17 equal sections and lighted by a centrally suspended lamp. The areas explored by the rat at least with anterior paws was recorded in 5 min test. The episodes of rearing towards the centre or the walls were also recorded in 5 min test.

#### 13.4. Statistical Analysis

[0129] All data were analysed using univariate random design analysis of variance (one-way ANOVA) and the post hoc Dunnett's test for multiple comparisons. A P-value of 0.05 or less was considered as indicative of a significant difference. Where not indicated, one-way ANOVA revealed no significant level of variance.

[0130] The duration of immobility in the despair test (forced swim) in rats injected with physiological saline as placebo, with clomipramine 50 mg/kg or with the compound of Example 1 (0.2 and 05 mg/kg) are shown in Table 5.

TABLE 5

Treatment	Duration of Immobility
Placebo (6)	167.60 ± 9.44
Clomipramine 50 mg/kg (4)	105.95 ± 9.13*
Ex. 1 (Abio 09/01), 0.2 mg/kg (6)	167.00 ± 11.11
Ex. 1 (Abio 09/01), 0.5 mg/kg (6)	109.83 ± 9.12*

Values are mean ± S.E.M. In parentheses the number of animals per each group is indicated.

\*Significantly different as compared to placebo-treated controls ( $p < 0.05$ , Dunnett's test for multiple comparisons).

[0131] The number of floor units and rearing episodes in rats injected with physiological saline as placebo, with clomipramine 50 mg/kg or with the compound of Example 1 (0.2 and 05 mg/kg).

[0132] The number of floor units and rearing episodes in rats injected with physiological saline as placebo, with clomipramine 50 mg/kg or with the compound of Example 1 (0.2 and 05 mg/kg) are shown in Table 6.

TABLE 6

Treatment	No. of Floor Units	Rearing Episodes
Reserpine + placebo (12)	131.3 ± 12.1	6.4 ± 0.2
Reserpine + clomipramine 50 mg/kg (7)	84.6 ± 8.1*	2.4 ± 0.2*
Ex. 1 (Abio 09/01), 0.2 mg/kg (12)	128.1 ± 11.9	5.9 ± 0.3
Ex. 1 (Abio 09/01), 0.5 mg/kg (12)	92.2 ± 11.1*	2.2 ± 0.5*

Values are mean ± S.E.M. In parentheses the number of animals per each group is indicated. One-way ANOVA revealed no significant level of variance for treatment for "number of floor units" [ $F(3,29) = 2.27$  ( $p < 0.10$ )] and for "rearing episodes" [ $F(3,29) = 2.10$  ( $p < 0.10$ )].

\*Significantly different as compared to reserpine + placebo controls ( $p < 0.05$ , Dunnett's test for multiple comparisons).

#### 13.5. Results and Conclusions

[0133] These results show that rats treated with the compound of Example 1 at 0.5 mg/kg exhibit a significant decrease of immobility time in the despair test in comparison to the control group. This effect was similar to that of rats treated with clomipramine 50 mg/kg.

[0134] Open field performance in the reserpine test revealed a decreased ambulation (number of floor units entered) and rearing (number of episodes) for those rats that were treated with the compound of Example 1 at 0.5 mg/kg in comparison to the control group. These effects were similar to those of rats treated with clomipramine 50 mg/kg.

#### Example 14

##### Anxiolytic Activity—Black and White Box Test

[0135] Further studies were conducted comparing the anxiolytic effect of the compound of Example 1 and the compounds of Example 2-7 [Compounds P1-P6] with that of the marketed anxiolytic drug, diazepam, and the corresponding compound of formula (A) (Comparative Compound A).

[0136] In the black/white test system (B/W box) normal animals showed a preference for remaining in the less aversive compartment, measured as time spent in black section, as well as for exploration, measured as rearing behaviour and line crossings, as a consequence of the aversive properties of the brightly lit. The characteristic action of anxiolytic agents is to cause a redistribution of exploratory activity and time spent in the white section.

[0137] Each mouse was placed into the centre of the white, brightly lit area backing the opening between the B/W compartments. Animals behaviour was recorded by a remote video camera for 5 minutes. The recordings were subsequently evaluated on the TV by two operators unaware of drug treatment. The following behavioural parameters were recorded:

[0138] a) the latency of the initial movement from the white to the black area: L (sec);

[0139] b) the time spent in the white area TW (sec); the time spent in the black area is calculated by the difference:  $5 - TW = TB$  (sec);

[0140] c) the number of transitions between the two compartments T (No./5 min);

[0141] d) the total activity in the white and black compartments,  $A_{tot}$  (No./5 min);

[0142] e) the total activity in the white area throughout the time spent in the white area:  $A_{tot}W/TW$  (No./sec);

[0143] f) the total activity in the black area throughout the time spent in the black area:  $A_{tot}B/TB$  (No./sec);

[0144] g) the total number of exploratory rearings:  $R_{tot}$  (No./5 min);

[0145] h) the total number of line crossings:  $C_{tot}$  (No./5 min);

[0146] i) the number of exploratory rearings in the white section  $RW/TW$  (No./sec);

[0147] j) the number of line crossings in the white section  $CW/TW$  (No./sec).

[0148] Treatment Was:

[0149] 1 Vehicle 0

[0150] 2 Diazepam 1.25 mg/kg

[0151] 3 Comparative Compound A 0.1 mg/kg

[0152] 4 compound of Example 1, 0.1 mg/kg

[0153] 5 P1 0.1 mg/kg

[0154] 6 P2 0.1 mg/kg

[0155] 7 P3 0.1 mg/kg

[0156] 8 P4 0.1 mg/kg

[0157] 9 P5 0.1 mg/kg

[0158] 10 P6 0.1 mg/kg

[0159] Each group was composed by 8 animals.

[0160] Results are shown in the following tables.

<u>Parameter 1: Latency L (sec)</u>				
	Animals	Mean	SD	SE
Vehicle CMC	5.000	16.200	10.2320	4.576
Diazepam 1.25 mg/kg	8.000	13.750	6.8400	2.418
P1 0.1 mg/kg	8.000	20.125	15.5880	5.511
P2 0.1 mg/kg	8.000	19.625	8.4340	2.982
P5 0.1 mg/kg	8.000	20.625	8.2620	2.921
P6 0.1 mg/kg	8.000	14.500	6.6550	2.353

L: ANOVA comparison was not significant

[0161]

<u>Parameter 2: Time spent in White area (TW)(sec)</u>				
	Animals	Mean	SD	SE
Vehicle CMC	5	74.200	49.7770	22.261
Diazepam 1.25 mg/kg	8	97.750	61.9860	21.915
P1 0.1 mg/kg	8	116.750	52.7140	18.637
P2 0.1 mg/kg	8	59.250	39.0340	13.801
P5 0.1 mg/kg	8	105.125	40.6360	14.367
P6 0.1 mg/kg	8	152.125	37.1580	13.137

[0162]

<u>TW: ANOVA comparison (S = significant)</u>				
				P-value
Vehicle CMC, Diazepam 1.25 mg/kg				.3902
Vehicle CMC, P1 0.1 mg/kg				.1245
Vehicle CMC, P2 0.1 mg/kg				.5844
Vehicle CMC, P5 0.1 mg/kg				.2608
Vehicle CMC, P6 0.1 mg/kg				.0065
Diazepam 1.25 mg/kg, P1 0.1 mg/kg				.4290
Diazepam 1.25 mg/kg, P2 0.1 mg/kg				.1134
Diazepam 1.25 mg/kg, P5 0.1 mg/kg				.7580
Diazepam 1.25 mg/kg, P6 0.1 mg/kg				.0277
P1 0.1 mg/kg, P2 0.1 mg/kg				.0203
P1 0.1 mg/kg, P5 0.1 mg/kg				.6275
P1 0.1 mg/kg, P6 0.1 mg/kg				.1447
P2 0.1 mg/kg, P5 0.1 mg/kg				.0609
P2 0.1 mg/kg, P6 0.1 mg/kg				.0004
P5 0.1 mg/kg, P6 0.1 mg/kg				.0551

[0163]

<u>Parameter 3: Transitions/5 min (T)</u>				
	Animals	Mean	SD	SE
Vehicle CMC	5.000	9.600	6.4650	2.891
Diazepam 1.25 mg/kg	8.000	13.375	9.3490	3.306
P1 0.1 mg/kg	8.000	19.500	10.8630	3.841
P2 0.1 mg/kg	8.000	10.000	9.5320	3.370
P5 0.1 mg/kg	8.000	14.750	7.3050	2.583
P6 0.1 mg/kg	8.000	24.250	11.2220	3.968

[0164]

<u>T: ANOVA comparison</u>		
		P-value
Vehicle CMC, Diazepam 1.25 mg/kg		.4885
Vehicle CMC, P1 0.1 mg/kg		.0743
Vehicle CMC, P2 0.1 mg/kg		.9413
Vehicle CMC, P5 0.1 mg/kg		.3459
Vehicle CMC, P6 0.1 mg/kg		.0098
Diazepam 1.25 mg/kg, P1 0.1 mg/kg		.2033
Diazepam 1.25 mg/kg, P2 0.1 mg/kg		.4801
Diazepam 1.25 mg/kg, P5 0.1 mg/kg		.7730
Diazepam 1.25 mg/kg, P6 0.1 mg/kg		.0271
P1 0.1 mg/kg, P2 0.1 mg/kg		.0517
P1 0.1 mg/kg, P5 0.1 mg/kg		.3219
P1 0.1 mg/kg, P6 0.1 mg/kg		.3219
P2 0.1 mg/kg, P5 0.1 mg/kg		.3219
P2 0.1 mg/kg, P6 0.1 mg/kg		.0046
P5 0.1 mg/kg, P6 0.1 mg/kg		.0517

[0165]

<u>Parameter 4: Total Activity: A<sub>tot</sub> (No./5 min)</u>				
	Animals	Mean	SD	SE
Vehicle CMC	5.000	112.400	49.1710	21.990
Diazepam 1.25 mg/kg	8.000	213.125	90.5810	32.025
P1 0.1 mg/kg	8.000	197.375	47.7670	16.888
P2 0.1 mg/kg	8.000	168.625	53.6020	18.951
P5 0.1 mg/kg	8.000	197.000	37.8490	13.382
P6 0.1 mg/kg	8.000	229.375	42.1660	14.908

[0166]

<u>A<sub>tot</sub>: ANOVA comparison</u>		
		P-value
Vehicle CMC, Diazepam 1.25 mg/kg		.0035
Vehicle CMC, P1 0.1 mg/kg		.0123
Vehicle CMC, P2 0.1 mg/kg		.0902
Vehicle CMC, P5 0.1 mg/kg		.0126
Vehicle CMC, P6 0.1 mg/kg		.0008
Diazepam 1.25 mg/kg, P1 0.1 mg/kg		.5821
Diazepam 1.25 mg/kg, P2 0.1 mg/kg		.1250
Diazepam 1.25 mg/kg, P5 0.1 mg/kg		.5732
Diazepam 1.25 mg/kg, P6 0.1 mg/kg		.5702
P1 0.1 mg/kg, P2 0.1 mg/kg		.3173

-continued

<u>A<sub>tot</sub>: ANOVA comparison</u>	
	P-value
P1 0.1 mg/kg, P5 0.1 mg/kg	.9895
P1 0.1 mg/kg, P6 0.1 mg/kg	.2664
P2 0.1 mg/kg, P5 0.1 mg/kg	.3236
P2 0.1 mg/kg, P6 0.1 mg/kg	.0386
P5 0.1 mg/kg, P6 0.1 mg/kg	.2610

[0167]

<u>Parameter 5: Total Activity in white area: A<sub>tot</sub>W/TW (No./sec)</u>				
	Animals	Mean	SD	SE
Vehicle CMC	5.000	.475	.1800	.080
Diazepam 1.25 mg/kg	8.000	.723	.3030	.107
P1 0.1 mg/kg	8.000	.608	.2980	.105
P2 0.1 mg/kg	8.000	.519	.2530	.089
P5 0.1 mg/kg	8.000	.571	.1570	.055
P6 0.1 mg/kg	8.000	.705	.1380	.049

A<sub>tot</sub>W/TW: ANOVA comparison was not significant

[0168]

<u>Parameter 6: Total Activity in black area: A<sub>tot</sub>B/TB (No./sec)</u>				
	Animals	Mean	SD	SE
Vehicle CMC	5.000	.341	.1450	.065
Diazepam 1.25 mg/kg	8.000	.723	.3190	.113
P1 0.1 mg/kg	8.000	.652	.1380	.049
P2 0.1 mg/kg	8.000	.571	.1840	.065
P5 0.1 mg/kg	8.000	.708	.1530	.054
P6 0.1 mg/kg	8.000	.835	.1750	.062

[0169]

<u>A<sub>tot</sub>B/TB: ANOVA comparison</u>		
	P-value	
Vehicle CMC, Diazepam 1.25 mg/kg	.0017	S
Vehicle CMC, P1 0.1 mg/kg	.0091	S
Vehicle CMC, P2 0.1 mg/kg	.0496	S
Vehicle CMC, P5 0.1 mg/kg	.0025	S
Vehicle CMC, P6 0.1 mg/kg	<.0001	S
Diazepam 1.25 mg/kg, P1 0.1 mg/kg	.4832	
Diazepam 1.25 mg/kg, P2 0.1 mg/kg	.1351	
Diazepam 1.25 mg/kg, P5 0.1 mg/kg	.8796	
Diazepam 1.25 mg/kg, P6 0.1 mg/kg	.2663	
P1 0.1 mg/kg, P2 0.1 mg/kg	.4183	
P1 0.1 mg/kg, P5 0.1 mg/kg	.5817	
P1 0.1 mg/kg, P6 0.1 mg/kg	.0740	
P2 0.1 mg/kg, P5 0.1 mg/kg	.1774	
P2 0.1 mg/kg, P6 0.1 mg/kg	.0115	S
P5 0.1 mg/kg, P6 0.1 mg/kg	.2080	

[0170]

<u>Parameter 7: R<sub>tot</sub> (No./5 min)</u>				
	Animals	Mean	SD	SE
Vehicle CMC	5.000	22.600	19.6800	8.801
Diazepam 1.25 mg/kg	8.000	68.750	31.4950	11.135
P1 0.1 mg/kg	8.000	60.375	23.8860	8.445
P2 0.1 mg/kg	8.000	60.250	28.7090	10.150
P5 0.1 mg/kg	8.000	69.500	20.3960	7.211
P6 0.1 mg/kg	8.000	75.625	11.6120	4.105

[0171]

<u>R<sub>tot</sub>: ANOVA comparison</u>		
	P-value	
Vehicle CMC, Diazepam 1.25 mg/kg	.0016	S
Vehicle CMC, P1 0.1 mg/kg	.0083	S
Vehicle CMC, P2 0.1 mg/kg	.0085	S
Vehicle CMC, P5 0.1 mg/kg	.0013	S
Vehicle CMC, P6 0.1 mg/kg	.0004	S
Diazepam 1.25 mg/kg, P1 0.1 mg/kg	.4860	
Diazepam 1.25 mg/kg, P2 0.1 mg/kg	.4795	
Diazepam 1.25 mg/kg, P5 0.1 mg/kg	.9501	
Diazepam 1.25 mg/kg, P6 0.1 mg/kg	.5669	
P1 0.1 mg/kg, P2 0.1 mg/kg	.9917	
P1 0.1 mg/kg, P5 0.1 mg/kg	.4480	
P1 0.1 mg/kg, P6 0.1 mg/kg	.2078	
P2 0.1 mg/kg, P5 0.1 mg/kg	.4419	
P2 0.1 mg/kg, P6 0.1 mg/kg	.2042	
P5 0.1 mg/kg, P6 0.1 mg/kg	.6098	

[0172]

<u>Parameter 8: C<sub>tot</sub> (No./5 min)</u>				
	Animals	Mean	SD	SE
Vehicle CMC	5.000	89.800	30.0870	13.455
Diazepam 1.25 mg/kg	8.000	144.375	60.4650	21.378
P1 0.1 mg/kg	8.000	137.000	25.7570	9.107
P2 0.1 mg/kg	8.000	108.375	27.7950	9.827
P5 0.1 mg/kg	8.000	127.500	20.3890	7.209
P6 0.1 mg/kg	8.000	153.750	32.9490	11.649

[0173]

<u>C<sub>tot</sub>: ANOVA comparison</u>		
	P-value	
Vehicle CMC, Diazepam 1.25 mg/kg	.0107	S
Vehicle CMC, P1 0.1 mg/kg	.0258	S
Vehicle CMC, P2 0.1 mg/kg	.3673	
Vehicle CMC, P5 0.1 mg/kg	.0717	
Vehicle CMC, P6 0.1 mg/kg	.0032	S
Diazepam 1.25 mg/kg, P1 0.1 mg/kg	.6820	
Diazepam 1.25 mg/kg, P2 0.1 mg/kg	.0508	
Diazepam 1.25 mg/kg, P5 0.1 mg/kg	.3506	
Diazepam 1.25 mg/kg, P6 0.1 mg/kg	.6027	
P1 0.1 mg/kg, P2 0.1 mg/kg	.1171	

-continued

<u>C<sub>tot</sub>: ANOVA comparison</u>		P-value
P1 0.1 mg/kg, P5 0.1 mg/kg		.5979
P1 0.1 mg/kg, P6 0.1 mg/kg		.3542
P2 0.1 mg/kg, P5 0.1 mg/kg		.2909
P2 0.1 mg/kg, P6 0.1 mg/kg		.0152
P5 0.1 mg/kg, P6 0.1 mg/kg		.1497

[0174]

<u>Parameter 9: RW/TW (No./sec)</u>				
	Animals	Mean	SD	SE
Vehicle CMC	5,000	.083	.0810	.036
Diazepam 1.25 mg/kg	8,000	.124	.0930	.033
P1 0.1 mg/kg	8,000	.155	.1060	.038
P2 0.1 mg/kg	8,000	.099	.0900	.032
P5 0.1 mg/kg	8,000	.123	.0870	.031
P6 0.1 mg/kg	8,000	.190	.0500	.018

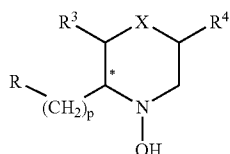
RW/TW: ANOVA comparison was not significant

[0175]

<u>Parameter 10: CW/TW (No./sec)</u>				
	Animals	Mean	SD	SE
Vehicle CMC	5,000	.391	.1150	.052
Diazepam 1.25 mg/kg	8,000	.599	.2330	.082
P1 0.1 mg/kg	8,000	.454	.1990	.071
P2 0.1 mg/kg	8,000	.420	.1790	.063
P5 0.1 mg/kg	8,000	.448	.0840	.030
P6 0.1 mg/kg	8,000	.515	.1040	.037

CW/TW: ANOVA comparison was not significant

1. A compound of formula (I):



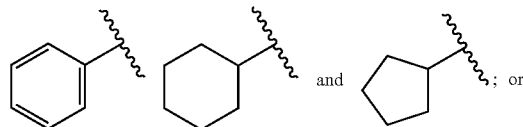
(I)

in which—


X represents O or CH<sub>2</sub>;R<sup>3</sup> and R<sup>4</sup> each independently represent hydrogen or C<sub>1-6</sub> alkyl;

p represent 0 or 1; and

R represents a five- or six-membered saturated or unsaturated ring selected from:



R represents a five- or six-membered oxo-substituted unsaturated ring selected from:




wherein R<sup>1</sup> and R<sup>2</sup> together represent an oxo group, or R<sup>1</sup> and R<sup>2</sup> each represent hydrogen, methoxy or ethoxy, or R<sup>1</sup> and R<sup>2</sup> together with the interjacent carbon atom represent a 1,3-dioxolane or 1,3-dioxane ring, attached via the 2 position and optionally bearing one or more methyl or ethyl groups;

or a tautomer thereof;

or a salt thereof;

for use as a pharmaceutical.


2. A compound as claimed in claim 1 in which R represents a five- or six-membered oxo-substituted unsaturated ring selected from:



wherein R<sup>1</sup> and R<sup>2</sup> together represent an oxo group, or R<sup>1</sup> and R<sup>2</sup> each represent methoxy or ethoxy, or R<sup>1</sup> and R<sup>2</sup> together with the interjacent carbon atom represent a 1,3-dioxolane or 1,3-dioxane ring, attached via the 2 position and optionally bearing one or more methyl or ethyl groups, and p represents 0.

3. A compound as claimed in claim 1 in which R<sup>1</sup> and R<sup>2</sup> together represent an oxo group.

4. A compound as claimed in claim 1 in which R represents a five- or six-membered oxo-substituted unsaturated ring selected from:

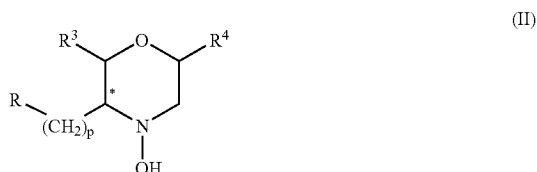


and X is O.

5. A compound as claimed in claim 1 in which R<sup>3</sup> and R<sup>4</sup> are identical.

6. A compound as claimed in claim 1 in which R<sup>3</sup> and R<sup>4</sup> each represents hydrogen.

7. A compound of formula (II):

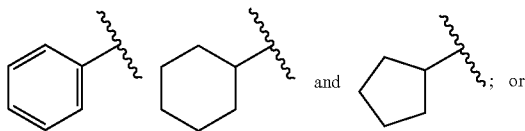


in which—


R<sup>3</sup> and R<sup>4</sup> each independently represent hydrogen or C<sub>1-6</sub> alkyl;

p represent 0 or 1; and

R represents a five- or six-membered saturated or unsaturated ring selected from:



R represents a five- or six-membered oxo-substituted unsaturated ring selected from:

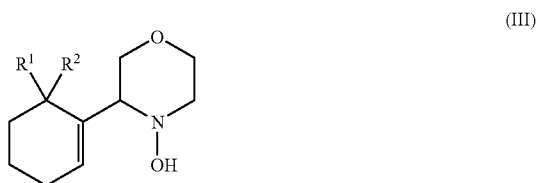


wherein R<sup>1</sup> and R<sup>2</sup> together represent an oxo group, or R<sup>1</sup> and R<sup>2</sup> each represent hydrogen, methoxy or ethoxy, or R<sup>1</sup> and R<sup>2</sup> together with the interjacent carbon atom represent a 1,3-dioxolane or 1,3-dioxane ring, attached via the 2 position and optionally bearing one or more methyl or ethyl groups;

or a tautomer thereof;

or a salt thereof.

8. A compound as claimed in claim 7 which is a compound of formula (III)




in which—

R<sup>1</sup> and R<sup>2</sup> each represent hydrogen or together represent an oxo group;

or a salt thereof.

9. A process for the manufacture of compound of formula (I) as claimed in claim 7 where p represents 0 and R represents a five- or six-membered oxo-substituted unsaturated ring selected from:



by the reaction of a compound of formula (VI) or (VIA) with a compound of formula (VII):



in which X is O and R<sup>1</sup> and R<sup>2</sup> are as defined with respect to formula (I).

10. A process as claimed in claim 9 in which R<sup>1</sup> and R<sup>2</sup> together represent an oxo group.

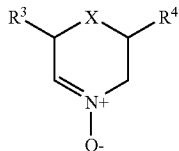
11. A process as claimed in claim 9 in which the compound of formula (VII) is formed in situ from a compound of formula (IX):



via oxidation

12. A process for the manufacture of compound of formula (I) as claimed in claim 7 by the reaction of a Grignard reagent of formula R(CH<sub>2</sub>)<sub>p</sub>MgHal with a compound of formula (VII):





(VII)

in which X is O, Hal represents halide and R, R<sup>1</sup> and R<sup>2</sup> are as defined with respect to formula (I).

**13.** A pharmaceutical composition comprising a compound of formula (I), or a salt thereof, as claimed in claim 1 in association with a pharmaceutically acceptable carrier therefor.

**14.** Use of a compound of formula (I), or a salt thereof, as claimed in claim 1 in the manufacture of a medicament for treatment of anxiety or depression.

**15.** Use as claimed in claim 14 in the manufacture of a medicament for the treatment of angiogenesis caused by withdrawal from benzodiazepines, or caused by abruptly ceasing the administration of drugs of abuse.

\* \* \* \* \*