

RESEARCH LETTER

10.1002/2014GL062009

Key Points:

- Ion-scale spectral break measured in solar wind with very high and low beta
- Break occurs at the larger of the ion gyroradius and ion inertial length
- Results compared to various theoretical expectations

Correspondence to:

C. H. K. Chen,
christopher.chen@imperial.ac.uk

Citation:

Chen, C. H. K., L. Leung, S. Boldyrev, B. A. Maruca, and S. D. Bale (2014), Ion-scale spectral break of solar wind turbulence at high and low beta, *Geophys. Res. Lett.*, *41*, 8081–8088, doi:10.1002/2014GL062009.

Received 2 OCT 2014

Accepted 14 OCT 2014

Accepted article online 17 OCT 2014

Published online 25 NOV 2014

This is an open access article under the terms of the Creative Commons Attribution License, which permits use, distribution and reproduction in any medium, provided the original work is properly cited.

Ion-scale spectral break of solar wind turbulence at high and low beta

C. H. K. Chen^{1,2}, L. Leung², S. Boldyrev³, B. A. Maruca², and S. D. Bale^{2,4}

¹Department of Physics, Imperial College London, London, UK, ²Space Sciences Laboratory, University of California, Berkeley, California, USA, ³Department of Physics, University of Wisconsin-Madison, Madison, Wisconsin, USA, ⁴Department of Physics, University of California, Berkeley, California, USA

Abstract The power spectrum of magnetic fluctuations in the solar wind at 1 AU displays a break between two power laws in the range of spacecraft-frame frequencies 0.1 to 1 Hz. These frequencies correspond to spatial scales in the plasma frame near the proton gyroradius ρ_i and proton inertial length d_i . At 1 AU it is difficult to determine which of these is associated with the break, since $d_i = \rho_i / \sqrt{\beta_{\perp i}}$ and the perpendicular ion plasma beta is typically $\beta_{\perp i} \sim 1$. To address this, several exceptional intervals with $\beta_{\perp i} \ll 1$ and $\beta_{\perp i} \gg 1$ were investigated, during which these scales were well separated. It was found that for $\beta_{\perp i} \ll 1$ the break occurs at d_i and for $\beta_{\perp i} \gg 1$ at ρ_i , i.e., the larger of the two scales. Possible explanations for these results are discussed, including Alfvén wave dispersion, damping, and current sheets.

1. Introduction

The spectrum of magnetic fluctuations in the solar wind forms a power law over several decades, which is thought to be the inertial range of a turbulent cascade [Alexandrova et al., 2013; Bruno and Carbone, 2013]. It has long been known that at spacecraft-frame frequencies $f_{sc} \sim 1$ Hz, corresponding to spatial scales in the plasma frame around ion kinetic scales, the spectrum steepens [e.g., Coleman, 1968; Russell, 1972], although the reason for this remains under debate. At these scales, the turbulent energy is thought to begin to be dissipated, so understanding the spectrum here is crucial to understanding turbulence and heating in collisionless plasmas. In this letter, we present new measurements to investigate the scale associated with the steepening and therefore its cause.

Several ion kinetic scales, related to different physical processes, have been associated with the spectral break, most notably the ion gyroradius ρ_i and ion inertial length d_i (see Appendix A for definitions). For example, Schekochihin et al. [2009] proposed that the break occurs at the transition between Alfvénic turbulence and kinetic Alfvén turbulence, which would happen when the perpendicular scales become comparable to the ion gyroradius, $k_{\perp} \rho_i \sim 1$, under typical solar wind conditions. The framework of incompressible Hall MHD has also been used to explain the break, in which it occurs at $k_{\perp} d_i \sim 1$ [Galtier, 2006], and d_i has also been suggested to be relevant as the thickness of current sheets which form in the turbulence [Leamon et al., 2000; Dmitruk et al., 2004]. Alternative scales have also been suggested: the wave number at which parallel Alfvén waves are cyclotron damped $k_c = \Omega_i / (v_A + v_{th,i})$ [Leamon et al., 1998a; Bruno and Trenchi, 2014], Landau damping of kinetic Alfvén waves at $k \rho_i \sim 1$ [Leamon et al., 1999], and when $2\pi f_{sc}$ becomes comparable to the ion cyclotron frequency Ω_i [Denskat et al., 1983; Goldstein et al., 1994].

The difficulty in distinguishing these scales with in situ spacecraft observations at 1 AU is that they typically occur at similar spacecraft-frame frequencies. In particular, because $\rho_i/d_i = \sqrt{\beta_{\perp i}}$, and typically $\beta_{\perp i} \sim 1$, ρ_i and d_i are usually not measurably different. Despite this, there have been several attempts to distinguish between the different scales associated with the break. Leamon et al. [1998a] looked at the correlation between the measured break and k_c , found that it was poor and concluded that cyclotron damping was not the cause. Leamon et al. [2000] compared three scales— k_c , d_i , and Ω_i —and, under the assumption of oblique propagation, found the best correlation for d_i . Smith et al. [2001] examined an interval in which β_i dropped significantly and noted that the break in the spectrum moved to lower frequencies, as expected for $k d_i \sim 1$, rather than $k \rho_i \sim 1$. A large statistical study was carried out by Markovskii et al. [2008], in which the measured break was compared to various theoretical scales. A slightly better correlation was obtained for a combination of scale and fluctuation amplitude, although all theoretical scales displayed moderate correlation, making the results somewhat inconclusive.

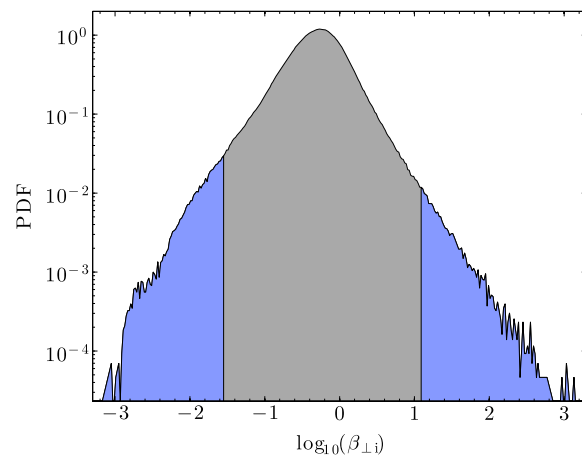


Figure 1. Probability density function (PDF) of $\log_{10}(\beta_{\perp i})$ in the solar wind. Intervals used in this letter are from the extreme parts of the distribution with $\beta_{\perp i} \ll 1$ and $\beta_{\perp i} \gg 1$ shaded in blue.

An alternative approach has been to use the radial variation of the turbulence to investigate the break. *Perri et al.* [2010] measured the frequency of the break to be independent of distance from the Sun from 0.3 to 4.9 AU, in apparent contradiction to any of the theoretical scales. *Bourouaine et al.* [2012] also measured no significant change in the break frequency from 0.3 to 0.9 AU but concluded that this could be consistent with a break at $k_{\perp} d_i \sim 1$ if the turbulence is highly anisotropic ($k_{\perp} \gg k_{\parallel}$). Most recently, *Bruno and Trenchi* [2014], using higher-resolution data within fast streams, instead found the break frequency to decrease almost linearly with distance from 0.42 to 5.3 AU, similar to $1/\rho_i$, $1/d_i$, and k_c . The value was found to be closer to k_c , so it was concluded that cyclotron damping must be active.

In this letter, we present a different approach, using several intervals of both $\beta_{\perp i} \ll 1$ and $\beta_{\perp i} \gg 1$ in which at least two of the relevant scales, ρ_i and d_i , are well separated, so that the difference between them is measurable and therefore physically meaningful. The results are then compared to various theoretical predictions, to investigate the cause of the spectral steepening.

2. Measurements

The solar wind typically has $\beta_{\perp i} \sim 1$ and only rarely contains periods of $\beta_{\perp i} \ll 1$ and $\beta_{\perp i} \gg 1$. To find these exceptional cases, the *Wind* data set [*Acuña et al.*, 1995] was used, for which 20 years of data are now available. Figure 1 shows the distribution of $\beta_{\perp i}$ measured in the free solar wind during the years 1994–2010 (2.16×10^6 data points). The proton densities and temperatures from the SWE instrument [*Ogilvie et al.*, 1995], found by the fitting technique of *Maruca and Kasper* [2013], were used, along with the magnetic field from the MFI instrument [*Lepping et al.*, 1995] using the calibration of *Koval and Szabo* [2013]. Cases of $\beta_{\perp i} < 0.1$ and $\beta_{\perp i} > 10$ occur rarely, making up 5.3% and 0.46% of the data set, respectively.

The data set was searched for low $\beta_{\perp i}$ periods longer than 30 min and high $\beta_{\perp i}$ periods longer than 15 min. Thirty-six low $\beta_{\perp i}$ and 19 high $\beta_{\perp i}$ intervals were selected, which have mean $\beta_{\perp i}$ values within the blue shaded regions in Figure 1. The low $\beta_{\perp i}$ intervals cover the range of solar wind speeds 300–770 km s⁻¹ and are within interplanetary coronal mass ejections (ICMEs): the majority (31) coincides with events on the ICME list of *Jian et al.* [2006], and the others also display some of the characteristic signatures. This is expected, since ICMEs make up much of the low $\beta_{\perp i}$ solar wind. While the large-scale properties of ICMEs are quite different to the rest of the solar wind, we do not expect the physics at kinetic scales to significantly differ, meaning that these intervals can be used to study the ion break scale of the magnetic spectrum. The high $\beta_{\perp i}$ intervals cover a range of speeds 290–510 km s⁻¹ and are due mainly to short periods of low magnetic field strength, which also have a higher than average density. At high β , the solar wind can easily become unstable, and signatures of mirror modes [*Winterhalter et al.*, 1994; *Russell et al.*, 2009; *Bale et al.*, 2009] are present in some of these intervals.

Figure 2 shows the magnetic power spectra for a low $\beta_{\perp i}$ and high $\beta_{\perp i}$ interval, calculated from the 92 ms resolution MFI data (with small data gaps linearly interpolated) using the multitaper method [*Percival and Walden*, 1993]. The frequencies corresponding to $k\rho_i = 1$ and $kd_i = 1$ are marked assuming the *Taylor* [1938] hypothesis. The individual SWE Faraday cup spectra in these intervals were examined manually to ensure that the automated analysis software correctly determined the ion parameters and a comparison with data from the nearby ACE spacecraft provided additional confirmation. Also shown is the local power law fit α in the range $0.58f_{sc}$ to $1.73f_{sc}$. In both cases, α is close to $-5/3$ for frequencies $f_{sc} < 0.3$ Hz, as is well established in this range [*Alexandrova et al.*, 2013; *Bruno and Carbone*, 2013], then becomes smaller before becoming

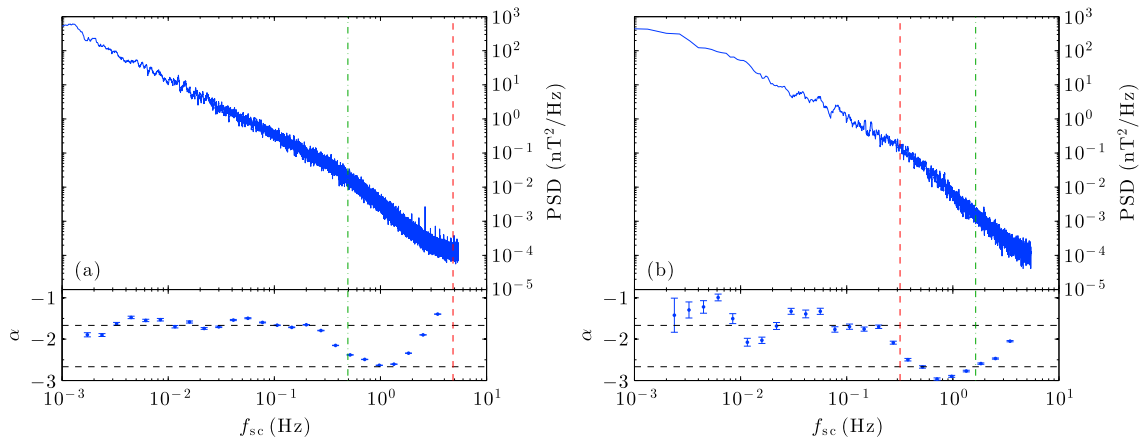


Figure 2. (a) Magnetic power spectrum and local slope α for $\beta_{\perp i} = 0.010$ (19 January 2005 11:00–24:00). (b) Same for $\beta_{\perp i} = 27$ (23 September 2001 22:16–22:41). Frequencies corresponding to $k\rho_i = 1$ (red dashed line) and $kd_i = 1$ (green dash-dotted line) are marked. In both cases, the break occurs at the larger of the scales.

larger once more at the highest frequencies. The flattening of the spectrum at high frequencies is not physical and thought to be due to aliasing of spin tone harmonics [Koval and Szabo, 2013]. The steepening at $f_{sc} \approx 0.5$ Hz, however, is physical, and is the subject of this letter.

While the observed break frequency f_b can be found in various ways, here we define it to be the frequency at which α takes a value half way between $-5/3$ and $-8/3$. Figure 2 shows that f_b is very close to the frequency corresponding to $kd_i = 1$ in the low $\beta_{\perp i}$ example and to $k\rho_i = 1$ in the high $\beta_{\perp i}$ example. In other words, the break occurs at the larger of the two scales.

To investigate the generality of this finding, spectra were calculated for all of the intervals discussed above. While most display a clear break, some have a more complicated shape or do not significantly steepen, which may be due to instrumental noise and the presence of mirror modes at high $\beta_{\perp i}$. The reason for the lack of a break in several of the low $\beta_{\perp i}$ intervals is not known, but it generally occurs when the relative amplitude of fluctuations $\delta B/B_0$ is lower than average. The f_b was measurable in 12 of the high $\beta_{\perp i}$ spectra and 18 of low $\beta_{\perp i}$ spectra, and only these were used in the subsequent analysis. The average plasma parameters for these intervals are given in Table 1 along with their standard deviations; electron temperatures were taken from ground moments of distribution functions measured by the 3DP instrument [Lin et al., 1995].

Figure 3 shows the $\beta_{\perp i}$ dependence of the measured break frequency normalized to the frequencies corresponding to the ion gyroscale and ion inertial length, $f_{\rho_i} = v_{sw}/(2\pi\rho_i)$ and $f_{d_i} = v_{sw}/(2\pi d_i)$, where v_{sw} is the solar wind speed. It is clear that for low $\beta_{\perp i}$ the data points cluster around $f_b/f_{d_i} \approx 1$ but are significantly below $f_b/f_{\rho_i} \approx 1$ and at high $\beta_{\perp i}$ the reverse is true. It has been pointed out [e.g., Leamon et al., 2000; Bourouaine et al., 2012] that if the turbulence is anisotropic in the sense $k_{\perp} \gg k_{\parallel}$, as it is thought to be at kinetic scales [Chen et al., 2010a, 2010b], then an additional factor of $\sin(\theta_{Bv})$, where θ_{Bv} is the

angle between the mean magnetic field and the solar wind direction, should be included in the definition of f_{ρ_i} and f_{d_i} . From Table 1 it can be seen that on average this would make at most a factor of 1.5 difference, so the above result would not be affected. Therefore, it appears generally true that the break from a $f_{sc}^{-5/3}$ spectrum of magnetic fluctuations occurs at the larger of the ion gyroradius and ion inertial length. This is the main result of this letter.

Table 1. Mean Interval Parameters

	$\beta_{\perp i} \ll 1$	$\beta_{\perp i} \gg 1$
B (nT)	13.3 ± 4.1	1.14 ± 0.35
n_i (cm^{-3})	3.9 ± 2.9	17.1 ± 7.1
v_{sw} (km s^{-1})	460 ± 120	389 ± 49
T_i (eV)	1.64 ± 0.86	4.8 ± 2.9
T_e (eV)	12.5 ± 4.0	8.6 ± 1.7
f_b (Hz)	0.58 ± 0.19	0.223 ± 0.068
$(\delta B/B_0)_b$	0.0229 ± 0.0077	0.349 ± 0.096
$\sin(\theta_{Bv})$	0.82 ± 0.12	0.68 ± 0.23
β_i	0.0122 ± 0.0059	23.2 ± 7.4
β_e	0.111 ± 0.054	51 ± 28

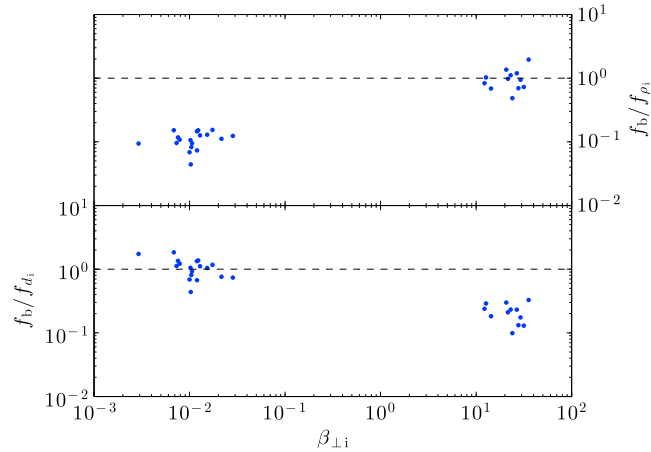


Figure 3. Ratio of measured break frequency f_b to the frequency corresponding to (top) $k\rho_i = 1$ and (bottom) $kd_i = 1$, as a function of $\beta_{\perp i}$ for all intervals in which a break was measurable.

that the turbulence is anisotropic $k_{\perp} \gg k_{\parallel}$ at kinetic scales and each species takes an equilibrium isotropic Maxwellian distribution for simplicity.

For $\beta_i \gg 1$, $k\rho_i$ dispersion corrections dominate kd_i corrections, so the latter can be neglected, leading to Alfvén waves with frequency $\omega \ll \Omega_i$ and $\omega \ll k_{\parallel}v_{th,i}$. For $k_{\parallel}\rho_i \ll 1$ and $k_{\perp}\rho_i \ll 1$, the dispersion relation, with the $k\rho_i$ terms retained, becomes

$$\omega^2 = k_{\parallel}^2 v_A^2 \left[1 + \left(\frac{3}{4} + \frac{T_e}{T_i + T_e} \right) \frac{1}{2} k_{\perp}^2 \rho_i^2 - \frac{3}{2} k_{\parallel}^2 \rho_i^2 \right]. \quad (1)$$

Since $T_i \sim T_e$ for the $\beta_{\perp i} \gg 1$ intervals (Table 1) and we are assuming $k_{\perp} \gg k_{\parallel}$, equation (1) indicates that the break should occur at $k_{\perp}\rho_i \sim 1$. This agrees with the measurements in section 2 which show the break at the ion gyroscale at high $\beta_{\perp i}$.

Similarly, the predicted break can be found for $\beta_i \ll 1$. Dispersion corrections related to ρ_i can now be neglected giving $k_{\parallel}v_{th,i} \ll \omega \ll k_{\parallel}v_{th,e}$. This is different to previous studies [e.g., *Lysak and Lotko, 1996; Hollweg, 1999*], which have assumed $\omega \ll \Omega_i$ and have therefore neglected d_i corrections. The dispersion relation can be obtained if it is assumed that $k_{\parallel}^2/k_{\perp}^2 < \beta_e$. Since $\beta_e \approx 0.11$ in the low $\beta_{\perp i}$ intervals (Table 1), this would require wave vector angles $\theta_{kB} > 71.6^\circ$, which is typically satisfied at these scales [*Chen et al., 2010a, 2010b*]. In this case, the dispersion relation can be shown to reduce to the Alfvén wave $\omega^2 = k_{\parallel}^2 v_A^2$ for $k_{\perp}d_i \ll 1$ and the kinetic Alfvén wave $\omega^2 = k_{\parallel}^2 v_A^2 k_{\perp}^2 \rho_s^2 / (1 + v_s^2/v_A^2)$ for $k_{\perp}d_i \gg 1$. The break can be estimated to be where these meet, which occurs at

$$k_{\perp} \left(\frac{1}{d_i^2} + \frac{1}{\rho_s^2} \right)^{-\frac{1}{2}} \sim 1. \quad (2)$$

This result holds for $T_i \ll T_e$ and corresponds to $k_{\perp}\rho_s \sim 1$ if $\beta_e \ll 1$ and $k_{\perp}d_i \sim 1$ if $\beta_e \gg 1$, in agreement with the Hall Reduced MHD dispersion relation [*Schekochihin et al., 2009*]. This scale, however, does not match the measured break in the $\beta_{\perp i} \ll 1$ intervals: on average, the frequency corresponding to this scale is 4.8 times larger than f_b (it is dominated by ρ_s rather than d_i since $\beta_e \ll 1$). For d_i to be relevant for Alfvén wave dispersion at $\beta_i \ll 1$ would require either $\beta_e \gg 1$, which is not the case (Table 1), or a large k_{\parallel} component to the turbulence, which is not generally observed, either in the free solar wind [*Chen et al., 2010a, 2010b*] or within ICMEs [*Leamon et al., 1998b*].

3.2. Cyclotron Damping

It has been suggested [e.g., *Leamon et al., 1998a, Bruno and Trenchi, 2014*] that the break in the spectrum could be caused by the damping of energy at the ion cyclotron resonance. The condition for this resonance is $\omega - \mathbf{k} \cdot \mathbf{v} = \pm\Omega_i$, where \mathbf{v} is the particle velocity, so assuming parallel Alfvén waves, $\omega^2 = k_{\parallel}^2 v_A^2$, the

3. Possible Explanations

3.1. Alfvén Wave Dispersion

The ion-scale spectral break is often attributed to the scale at which the Alfvénic turbulence, thought to exist above the ion scales [*Alexandrova et al., 2013; Bruno and Carbone, 2013*], becomes dispersive at the transition to kinetic Alfvén turbulence, thought to exist at smaller scales [*Podesta, 2013; Chen et al., 2013a*]. While the extent to which linear theory applies to strong turbulence in the solar wind is an open question, the scale at which Alfvén waves become dispersive can be derived from linear kinetic theory at both low and high β_i . It is assumed, based on observations [e.g., *Chen et al., 2010a, 2010b*],

resonance occurs at $k_c = \Omega_i / (v_A + v_{th,i})$, where the thermal speed has been used for the particle velocity [Leamon *et al.*, 1998a]. This can also be written as $k_c = (d_i + \rho_i)^{-1}$, meaning that the break would occur at the larger of ρ_i and d_i , in agreement with the results of section 2. However, since the turbulence is measured to be predominantly anisotropic $k_\perp \gg k_\parallel$ at these scales [Chen *et al.*, 2010a, 2010b], it is expected to remain low frequency so that cyclotron damping is not efficient at removing energy from the electromagnetic fluctuations [Quataert, 1998; Schekochihin *et al.*, 2009]. While such resonances can be broadened in strong turbulence [Quataert, 1998; Lehe *et al.*, 2009; Lynn *et al.*, 2012], this is only expected to be an order unity effect. If turbulence within ICMEs is significantly less anisotropic, the cyclotron resonance may become significant; however, Leamon *et al.* [1998b] found it to be more anisotropic at kinetic scales within ICMEs. Therefore, while the cyclotron resonant scale k_c matches the observed break f_b at both low and high $\beta_{\perp i}$, it is not consistent with the generally observed anisotropy of the turbulence.

3.3. Electron Landau Damping

While Alfvén wave dispersion cannot account for the low $\beta_{\perp i}$ break and the cyclotron resonance is not thought to be important, could Landau damping explain it? The Landau resonance occurs when the phase speed of a wave matches the particle velocity, so can lead to damping even if the fluctuations are low frequency. Leamon *et al.* [1999] suggested that electron Landau damping could lead to the observed break at $\beta_i \sim 1$, and Howes *et al.* [2008] suggested it to be the cause of the break near d_i in the $\beta_i \ll 1$ interval of Smith *et al.* [2001]. Using the kinetic Alfvén wave electron Landau damping rate derived in Boldyrev *et al.* [2013], along with the parameters in Table 1 for the $\beta_{\perp i} \ll 1$ intervals, gives a normalized damping rate $\gamma / \omega_0 \approx -0.066$ at $k_\perp \rho_s = 1$. The damping rate at $k_\perp d_i = 1$ will be smaller than this, so is unlikely to be the cause of the spectral break in the current data set. Calculating the Landau damping numerically and applying this to a model spectrum [Howes *et al.*, 2011] also shows that the break occurs closer to $k_\perp \rho_i = 1$ than to $k_\perp d_i = 1$ (J. M. TenBarge, private communication, 2014). Therefore, electron Landau damping also appears unlikely to be the cause of the break at $kd_i = 1$ in the $\beta_{\perp i} \ll 1$ intervals.

3.4. Current Sheets

The break has also been related to the scale of current sheets, which may develop in a turbulent plasma. Leamon *et al.* [2000] reported a good correlation between the break and d_i , assuming $k_\perp \gg k_\parallel$, and concluded that a significant fraction of the dissipation occurs in reconnecting current sheets, thought to have thickness d_i . Vasquez *et al.* [2007] examined the widths of current sheets in the solar wind and found that while there is significant variability, for $\beta_i < 0.1$ the width scales better with d_i and for $\beta_i > 4$ it scales better with ρ_i . This would agree with the results of section 2 in which the break was found to occur at the larger of these scales, although a causal relationship is not necessarily implied. On the other hand, simulations and laboratory measurements of reconnection with a large guide field [Cassak *et al.*, 2007; Egedal *et al.*, 2007], appropriate for the small amplitude turbulent fluctuations at low β_i , show a sudden onset of reconnection when the current sheet thickness becomes ρ_s , where two-fluid effects become important, rather than d_i . As shown in section 3.1, the frequency corresponding to $k\rho_s = 1$ is not close to the measured break frequency for $\beta_{\perp i} \ll 1$.

4. Discussion

We have examined the ion scale break frequency of solar wind turbulence during intervals of $\beta_{\perp i} \ll 1$ and $\beta_{\perp i} \gg 1$. While these cases are not typical for the solar wind at 1 AU, they enable the predicted break scales to be measurably different, so that distinguishing between them is physically meaningful. The results of the analysis are summarized in Table 2. The average ratio of the measured break frequency f_b to the theoretical break frequency for each scale f_x is given, which is closest to unity in the $\beta_{\perp i} \ll 1$ intervals for d_i and in the $\beta_{\perp i} \gg 1$ intervals for ρ_i . The dispersive scale for low β_i Alfvén waves does not fit the observations and neither does the ion gyrofrequency $\Omega_i / (2\pi)$. While the cyclotron resonant wave number does fit the observations at both high and low $\beta_{\perp i}$ within errors, it is not consistent with the observed anisotropy of the turbulence, as discussed in section 3.2. The break is also not at a fixed value of f_{sc} : the mean break frequency is $f_b = 0.58$ Hz in the low $\beta_{\perp i}$ intervals and $f_b = 0.22$ Hz in the high $\beta_{\perp i}$ intervals, a factor of 2.6 different. The linear correlation coefficients r between f_b and f_x , along with their 95% confidence intervals, are also given in Table 2. The uncertainties are large enough that a meaningful distinction based on the correlation coefficients is not possible. Inclusion of the $\sin(\theta_{Bv})$ factor was not found to significantly alter the correlations.

Table 2. Comparison Between Measured Break Frequency and Theoretical Values

Scale, x	f_b/f_x		r	
	$\beta_{\perp i} \ll 1$	$\beta_{\perp i} \gg 1$	$\beta_{\perp i} \ll 1$	$\beta_{\perp i} \gg 1$
ρ_i	$0.105^{+0.040}_{-0.029}$	$0.94^{+0.41}_{-0.29}$	$0.61^{+0.23}_{-0.41}$	$0.20^{+0.49}_{-0.62}$
d_i	$1.01^{+0.44}_{-0.31}$	$0.200^{+0.089}_{-0.062}$	$0.53^{+0.27}_{-0.44}$	$0.22^{+0.48}_{-0.63}$
$(d_i^{-2} + \rho_s^{-2})^{-1/2}$	$0.207^{+0.077}_{-0.056}$	$0.195^{+0.085}_{-0.059}$	$0.63^{+0.22}_{-0.40}$	$0.27^{+0.46}_{-0.63}$
k_c	$1.12^{+0.48}_{-0.34}$	$1.14^{+0.51}_{-0.35}$	$0.53^{+0.27}_{-0.44}$	$0.19^{+0.50}_{-0.62}$
$\Omega_i/(2\pi)$	$2.81^{+1.18}_{-0.83}$	$12.8^{+4.6}_{-3.4}$	$0.66^{+0.20}_{-0.38}$	$0.62^{+0.26}_{-0.55}$

While the break at ρ_i in the $\beta_{\perp i} \gg 1$ intervals is consistent with the Alfvén wave dispersion scale, the break at d_i in the $\beta_{\perp i} \ll 1$ intervals is not consistent with any of the explanations in section 3, assuming that the fluctuations are anisotropic $k_{\perp} > k_{\parallel}$. This leaves the possibilities that either the turbulence has a significant k_{\parallel} component in the $\beta_{\perp i} \ll 1$ intervals, or the break is related to a nonlinear process, such as anomalous resistivity, which may manifest in a plasma with $\beta_i \ll \beta_e < 1$ (S. Boldyrev et al., manuscript in preparation, 2014). The lack of a break in some of the low $\beta_{\perp i}$ intervals with small $\delta B/B_0$ is consistent with a nonlinear process. Further studies are required to investigate these possibilities.

As well as in the solar wind, identifying the scale associated with the spectral break is important for understanding turbulence and dissipation in other plasma environments. For example, turbulence is thought to heat the interstellar medium (ISM), in which density fluctuations are well measured but magnetic fluctuations are not [e.g., *Haverkorn and Spangler, 2013*]. The spectral break calculated from radio observations has been used to determine which phase of the ISM is responsible for the observed turbulence [*Spangler and Gwinn, 1990*], so knowing the scale at which the break occurs is important. *Spangler and Gwinn [1990]* assumed the break to be at the larger of ρ_i and d_i , which is consistent with the results of this letter. Remote measurements of density fluctuations in the solar corona, a low β_i environment, also show a steepening in the spectrum around the ion inertial length [*Coles and Harmon, 1989; Harmon, 1989; Harmon and Coles, 2005*] along with a flattening at slightly larger scales that is consistent with the increased compressibility of kinetic Alfvén turbulence [*Harmon, 1989; Hollweg, 1999; Harmon and Coles, 2005; Chandran et al., 2009; Chen et al., 2012, 2013b*]. The upcoming Solar Probe Plus mission will enable further investigation of these features with in situ measurements of the turbulent fields in the corona.

Appendix A: Definitions

The ion gyroradius is defined as $\rho_i = v_{\text{th}\perp i}/\Omega_i$, where $v_{\text{th}\perp i} = \sqrt{2k_B T_{\perp i}/m_i}$ is the perpendicular ion thermal speed, $\Omega_i = q_i B/m_i$ is the ion gyrofrequency, $T_{\perp i}$ is the perpendicular ion temperature, m_i is the ion mass, q_i is the ion charge, and B is the magnetic field strength. The ion inertial length is defined as $d_i = c/\omega_{\text{pi}}$, where $\omega_{\text{pi}} = \sqrt{n_i q_i^2 / (\epsilon_0 m_i)}$ is the ion plasma frequency, and n_i is the ion number density. This can also be written $d_i = v_A/\Omega_i$, where $v_A = B/\sqrt{\mu_0 \rho}$ is the Alfvén speed and ρ is the total mass density. The ratio of ion thermal pressure to magnetic pressure is $\beta_i = n_i k_B T_i / (B^2 / 2\mu_0)$. The sound gyroradius is defined as $\rho_s = v_s/\Omega_i$, where $v_s = \sqrt{k_B T_e / m_i}$ is the ion acoustic speed.

References

- Acuña, M. H., K. W. Ogilvie, D. N. Baker, S. A. Curtis, D. H. Fairfield, and W. H. Mish (1995), The global geospace science program and its investigations, *Space Sci. Rev.*, *71*, 5–21, doi:10.1007/BF00751323.
- Alexandrova, O., C. H. K. Chen, L. Sorriso-Valvo, T. S. Horbury, and S. D. Bale (2013), Solar wind turbulence and the role of ion instabilities, *Space Sci. Rev.*, *178*, 101–139, doi:10.1007/s11214-013-0004-8.
- Bale, S. D., J. C. Kasper, G. G. Howes, E. Quataert, C. Salem, and D. Sundkvist (2009), Magnetic fluctuation power near proton temperature anisotropy instability thresholds in the solar wind, *Phys. Rev. Lett.*, *103*, 211,101, doi:10.1103/PhysRevLett.103.211101.
- Boldyrev, S., K. Horaites, Q. Xia, and J. C. Perez (2013), Toward a theory of astrophysical plasma turbulence at subproton scales, *Astrophys. J.*, *777*, 41, doi:10.1088/0004-637X/777/1/41.
- Bourouaine, S., O. Alexandrova, E. Marsch, and M. Maksimovic (2012), On spectral breaks in the power spectra of magnetic fluctuations in fast solar wind between 0.3 and 0.9 AU, *Astrophys. J.*, *749*, 102, doi:10.1088/0004-637X/749/2/102.
- Bruno, R., and V. Carbone (2013), The solar wind as a turbulence laboratory, *Living Rev. Sol. Phys.*, *4*, 1–187, doi:10.12942/lrsp-2013-2.
- Bruno, R., and L. Trenchi (2014), Radial dependence of the frequency break between fluid and kinetic scales in the solar wind fluctuations, *Astrophys. J. Lett.*, *787*, L24, doi:10.1088/2041-8205/787/2/L24.

Acknowledgments

C.H.K. Chen is supported by an Imperial College Junior Research Fellowship and acknowledges the Marie Curie Project FP7 PIRSES-2010-269297—“Turboplasmas.” This work was supported by NASA grant NNX14AH16G and US DOE award DE-SC0003888. B.A. Maruca is supported by the Charles Hard Townes Postdoctoral Fellowship. *Wind* data were obtained from SPDF (<http://spdf.gsfc.nasa.gov>). We thank G.G. Howes and J.M. TenBarge for useful discussions.

Benoit Lavraud thanks Steven R. Spangler and one anonymous reviewer for their assistance in evaluating this paper.

- Cassak, P. A., J. F. Drake, and M. A. Shay (2007), Catastrophic onset of fast magnetic reconnection with a guide field, *Phys. Plasmas*, *14*(5), 54502, doi:10.1063/1.2734948.
- Chandran, B. D. G., E. Quataert, G. G. Howes, Q. Xia, and P. Pongkitivanichakul (2009), Constraining low-frequency Alfvénic turbulence in the solar wind using density-fluctuation measurements, *Astrophys. J. Lett.*, *707*, 1668–1675, doi:10.1088/0004-637X/707/2/1668.
- Chen, C. H. K., R. T. Wicks, T. S. Horbury, and A. A. Schekochihin (2010a), Interpreting power anisotropy measurements in plasma turbulence, *Astrophys. J. Lett.*, *711*, L79–L83, doi:10.1088/2041-8205/711/2/L79.
- Chen, C. H. K., T. S. Horbury, A. A. Schekochihin, R. T. Wicks, O. Alexandrova, and J. Mitchell (2010b), Anisotropy of solar wind turbulence between ion and electron scales, *Phys. Rev. Lett.*, *104*, 255002, doi:10.1103/PhysRevLett.104.255002.
- Chen, C. H. K., C. S. Salem, J. W. Bonnell, F. S. Mozer, and S. D. Bale (2012), Density fluctuation spectrum of solar wind turbulence between ion and electron scales, *Phys. Rev. Lett.*, *109*(3), 35001, doi:10.1103/PhysRevLett.109.035001.
- Chen, C. H. K., S. Boldyrev, Q. Xia, and J. C. Perez (2013a), Nature of subproton scale turbulence in the solar wind, *Phys. Rev. Lett.*, *110*(22), 225002, doi:10.1103/PhysRevLett.110.225002.
- Chen, C. H. K., G. G. Howes, J. W. Bonnell, F. S. Mozer, K. G. Klein, and S. D. Bale (2013b), Kinetic scale density fluctuations in the solar wind, *AIP Conf. Proc.*, *1539*, 143, doi:10.1063/1.4811008.
- Coleman, P. J. (1968), Turbulence, viscosity, and dissipation in the solar-wind plasma, *Astrophys. J.*, *153*, 371, doi:10.1086/149674.
- Coles, W. A., and J. K. Harmon (1989), Propagation observations of the solar wind near the Sun, *Astrophys. J.*, *337*, 1023–1034, doi:10.1086/167173.
- Denskat, K. U., H. J. Beinroth, and F. M. Neubauer (1983), Interplanetary magnetic field power spectra with frequencies from 2.4×10^{-5} Hz to 470 Hz from HELIOS-observations during solar minimum conditions, *J. Geophys.*, *54*, 60–67.
- Dmitruk, P., W. H. Matthaeus, and N. Seenu (2004), Test particle energization by current sheets and nonuniform fields in magnetohydrodynamic turbulence, *Astrophys. J.*, *617*, 667–679, doi:10.1086/425301.
- Egedal, J., W. Fox, N. Katz, M. Porkolab, K. Reim, and E. Zhang (2007), Laboratory observations of spontaneous magnetic reconnection, *Phys. Rev. Lett.*, *98*(1), 15003, doi:10.1103/PhysRevLett.98.015003.
- Galtier, S. (2006), Wave turbulence in incompressible Hall magnetohydrodynamics, *J. Plasma Phys.*, *72*, 721–769, doi:10.1017/S0022377806004521.
- Goldstein, M. L., D. A. Roberts, and C. A. Fitch (1994), Properties of the fluctuating magnetic helicity in the inertial and dissipation ranges of solar wind turbulence, *J. Geophys. Res.*, *99*, 11,519–11,538, doi:10.1029/94JA00789.
- Harmon, J. K. (1989), Compressibility and cyclotron damping in the oblique Alfvén waves, *J. Geophys. Res.*, *94*, 15,399–15,405, doi:10.1029/JA094iA11p15399.
- Harmon, J. K., and W. A. Coles (2005), Modeling radio scattering and scintillation observations of the inner solar wind using oblique Alfvén/ion cyclotron waves, *J. Geophys. Res.*, *110*, A03101, doi:10.1029/2004JA010834.
- Haverkorn, M., and S. R. Spangler (2013), Plasma diagnostics of the interstellar medium with radio astronomy, *Space Sci. Rev.*, *178*, 483–511, doi:10.1007/s11214-013-0014-6.
- Hollweg, J. V. (1999), Kinetic Alfvén wave revisited, *J. Geophys. Res.*, *104*, 14,811–14,820, doi:10.1029/1998JA00132.
- Howes, G. G., S. C. Cowley, W. Dorland, G. W. Hammett, E. Quataert, and A. A. Schekochihin (2008), A model of turbulence in magnetized plasmas: Implications for the dissipation range in the solar wind, *J. Geophys. Res.*, *113*, A05103, doi:10.1029/2007JA012665.
- Howes, G. G., J. M. TenBarge, and W. Dorland (2011), A weakened cascade model for turbulence in astrophysical plasmas, *Phys. Plasmas*, *18*(10), 102305, doi:10.1063/1.3646400.
- Jian, L., C. T. Russell, J. G. Luhmann, and R. M. Skoug (2006), Properties of interplanetary coronal mass ejections at one AU during 1995–2004, *Sol. Phys.*, *239*, 393–436, doi:10.1007/s11207-006-0133-2.
- Koval, A., and A. Szabo (2013), Magnetic field turbulence spectra observed by the wind spacecraft, *AIP Conf. Proc.*, *1539*, 211, doi:10.1063/1.4811025.
- Leamon, R. J., C. W. Smith, N. F. Ness, W. H. Matthaeus, and H. K. Wong (1998a), Observational constraints on the dynamics of the interplanetary magnetic field dissipation range, *J. Geophys. Res.*, *103*, 4775–4787.
- Leamon, R. J., C. W. Smith, and N. F. Ness (1998b), Characteristics of magnetic fluctuations within coronal mass ejections: The January 1997 event, *Geophys. Res. Lett.*, *25*, 2505–2508, doi:10.1029/98GL00305.
- Leamon, R. J., C. W. Smith, N. F. Ness, and H. K. Wong (1999), Dissipation range dynamics: Kinetic Alfvén waves and the importance of β_e , *J. Geophys. Res.*, *104*, 22,331–22,344, doi:10.1029/1999JA001158.
- Leamon, R. J., W. H. Matthaeus, C. W. Smith, G. P. Zank, D. J. Mullan, and S. Oughton (2000), MHD-driven kinetic dissipation in the solar wind and corona, *Astrophys. J.*, *537*, 1054–1062, doi:10.1086/309059.
- Lehe, R., I. J. Parrish, and E. Quataert (2009), The heating of test particles in numerical simulations of Alfvénic turbulence, *Astrophys. J.*, *707*, 404–419, doi:10.1088/0004-637X/707/1/404.
- Lepping, R. P., et al. (1995), The wind magnetic field investigation, *Space Sci. Rev.*, *71*, 207–229, doi:10.1007/BF00751330.
- Lin, R. P., et al. (1995), A three-dimensional plasma and energetic particle investigation for the wind spacecraft, *Space Sci. Rev.*, *71*, 125–153, doi:10.1007/BF00751328.
- Lynn, J. W., I. J. Parrish, E. Quataert, and B. D. G. Chandran (2012), Resonance broadening and heating of charged particles in magnetohydrodynamic turbulence, *Astrophys. J.*, *758*, 78, doi:10.1088/0004-637X/758/2/78.
- Lysak, R. L., and W. Lotko (1996), On the kinetic dispersion relation for shear Alfvén waves, *J. Geophys. Res.*, *101*, 5085–5094, doi:10.1029/95JA03712.
- Markovskii, S. A., B. J. Vasquez, and C. W. Smith (2008), Statistical analysis of the high-frequency spectral break of the solar wind turbulence at 1 AU, *Astrophys. J.*, *675*, 1576–1583, doi:10.1086/527431.
- Maruca, B. A., and J. C. Kasper (2013), Improved interpretation of solar wind ion measurements via high-resolution magnetic field data, *Adv. Space Res.*, *52*, 723–731, doi:10.1016/j.asr.2013.04.006.
- Ogilvie, K. W., et al. (1995), SWE, a comprehensive plasma instrument for the wind spacecraft, *Space Sci. Rev.*, *71*, 55–77, doi:10.1007/BF00751326.
- Percival, D. B., and A. T. Walden (1993), *Spectral Analysis for Physical Applications*, Cambridge Univ. Press, Cambridge, U. K.
- Perri, S., V. Carbone, and P. Veltri (2010), Where does fluid-like turbulence break down in the solar wind?, *Astrophys. J. Lett.*, *725*, L52–L55, doi:10.1088/2041-8205/725/1/L52.
- Podesta, J. J. (2013), Evidence of kinetic Alfvén waves in the solar wind at 1 AU, *Sol. Phys.*, *286*, 529–548, doi:10.1007/s11207-013-0258-z.
- Quataert, E. (1998), Particle heating by Alfvénic turbulence in hot accretion flows, *Astrophys. J.*, *500*, 978–991, doi:10.1086/305770.
- Russell, C. T. (1972), Comments on the measurement of power spectra of the interplanetary magnetic field, in *Solar Wind*, vol. 308, edited by C. P. Sonett, P. J. Coleman, and J. M. Wilcox, pp. 365–374, NASA, Washington, D. C.

- Russell, C. T., X. Blanco-Cano, L. K. Jian, and J. G. Luhmann (2009), Mirror-mode storms: STEREO observations of protracted generation of small amplitude waves, *Geophys. Res. Lett.*, *36*, L05106, doi:10.1029/2008GL037113.
- Schekochihin, A. A., S. C. Cowley, W. Dorland, G. W. Hammett, G. G. Howes, E. Quataert, and T. Tatsuno (2009), Astrophysical gyrokinetics: Kinetic and fluid turbulent cascades in magnetized weakly collisional plasmas, *Astrophys. J. Lett.*, *182*, 310–377, doi:10.1088/0067-0049/182/1/310.
- Smith, C. W., D. J. Mullan, N. F. Ness, R. M. Skoug, and J. Steinberg (2001), Day the solar wind almost disappeared: Magnetic field fluctuations, wave refraction and dissipation, *J. Geophys. Res.*, *106*, 18,625–18,634, doi:10.1029/2001JA000022.
- Spangler, S. R., and C. R. Gwinn (1990), Evidence for an inner scale to the density turbulence in the interstellar medium, *Astrophys. J.*, *353*, L29–L32, doi:10.1086/185700.
- Taylor, G. I. (1938), The spectrum of turbulence, *Proc. R. Soc. A*, *164*, 476–490, doi:10.1098/rspa.1938.0032.
- Vasquez, B. J., V. I. Abramenko, D. K. Haggerty, and C. W. Smith (2007), Numerous small magnetic field discontinuities of Bartels rotation 2286 and the potential role of Alfvénic turbulence, *J. Geophys. Res.*, *112*, A11102, doi:10.1029/2007JA012504.
- Winterhalter, D., M. Neugebauer, B. E. Goldstein, E. J. Smith, S. J. Bame, and A. Balogh (1994), ULYSSES field and plasma observations of magnetic holes in the solar wind and their relation to mirror-mode structures, *J. Geophys. Res.*, *99*, 23,371–23,381, doi:10.1029/94JA01977.