



Everest, B. and Lesanovsky, Igor and Garrahan, Juan P. and Levi, Emanuele (2017) Role of interactions in a dissipative many-body localized system. *Physical Review B*, 95 (2). 024310-1. ISSN 2469-9969

**Access from the University of Nottingham repository:**

<http://eprints.nottingham.ac.uk/40491/2/PRBdraft.pdf>

**Copyright and reuse:**

The Nottingham ePrints service makes this work by researchers of the University of Nottingham available open access under the following conditions.

This article is made available under the University of Nottingham End User licence and may be reused according to the conditions of the licence. For more details see:  
[http://eprints.nottingham.ac.uk/end\\_user\\_agreement.pdf](http://eprints.nottingham.ac.uk/end_user_agreement.pdf)

**A note on versions:**

The version presented here may differ from the published version or from the version of record. If you wish to cite this item you are advised to consult the publisher's version. Please see the repository url above for details on accessing the published version and note that access may require a subscription.

For more information, please contact [eprints@nottingham.ac.uk](mailto:eprints@nottingham.ac.uk)

# Role of interactions in a dissipative many-body localized system

Benjamin Everest,<sup>1,2</sup> Igor Lesanovsky,<sup>1,2</sup> Juan P. Garrahan,<sup>1,2</sup> and Emanuele Levi<sup>1,2</sup>

<sup>1</sup>*School of Physics and Astronomy, University of Nottingham, Nottingham, NG7 2RD, UK*

<sup>2</sup>*Centre for the Mathematics and Theoretical Physics of Quantum Non-equilibrium Systems, University of Nottingham, Nottingham NG7 2RD, UK*

Recent experimental and theoretical efforts have focused on the effect of dissipation on quantum many-body systems in their many-body localized (MBL) phase. While in the presence of dephasing noise such systems reach a unique ergodic state, their dynamics is characterized by slow relaxation manifested in non-exponential decay of self-correlations. Here we shed light on a currently much debated issue, namely the role of interactions for this relaxation dynamics. We focus on the experimentally relevant situation of the evolution from an initial charge density wave in the presence of strong dephasing noise. We find a crossover from a regime dominated by disorder to a regime dominated by interactions, with an accompanying change of time correlators from stretched exponential to compressed exponential form. The strongly interacting regime can be explained in terms of nucleation and growth dynamics of relaxing regions - reminiscent of the kinetics of crystallization in soft matter systems - and should be observable experimentally. This interaction-driven crossover suggests that the competition between interactions and noise gives rise to a much richer structure of the MBL phase than anticipated so far.

## I. INTRODUCTION

Many-body quantum systems in the presence of quenched disorder undergo a transition between an ergodic phase and a many-body localized (MBL) phase<sup>1-5</sup>. While the transport properties of the MBL phase are still debated<sup>6</sup> it is generally accepted that it is characterized by a slow growth of entanglement entropy<sup>7-10</sup>, and ergodicity breaking which has been observed in numerical studies<sup>5,11,12</sup> and experiments<sup>13-16</sup>. Some non-ergodic aspects of the MBL phase have also been argued to be present with translation invariance<sup>17,18</sup>.

While most literature has focused on closed quantum, the imperfect isolation of the cold atomic ensembles used in recent experimental observations of MBL calls for an understanding of the effect of dissipation on the MBL phase<sup>19,20</sup>. In Ref.<sup>21</sup> a chain of interacting fermions in contact with an infinite temperature dephasing bath was studied numerically. At conditions where the closed system would be in the MBL phase, a slow approach to the infinite temperature state was observed in the open system, characterized by a stretched exponential decay of self-correlations. Stretched exponential behavior was confirmed analytically in Ref.<sup>22</sup> in terms of a non-interacting (Anderson) system valid for large disorder. Similarly, in Ref.<sup>23</sup> the scaling properties of the same system were studied in the large disorder limit, finding independence of the dynamics from interactions.

A central question is therefore whether interactions play any role in the relaxation to the ergodic state due to dephasing in an otherwise MBL system. Here we address this question by studying the dissipative dynamics of a disordered XXZ chain in its MBL phase<sup>21</sup>. Our main result is that depending on the interaction strength the system explores two different regimes within the MBL phase. We show that in the dynamics of an initial spin-density wave, depending on interaction strength, there is a crossover from a disorder dominated regime to an

interaction dominated regime, whose observable signature is a change of behaviour of self-correlators from a stretched exponential to a compressed exponential dependence with time. This latter behaviour is due to nucleation and growth of relaxing regions. A crossover of this sort is often a manifestation of non-equilibrium and aging behaviour in soft matter and glassy systems, see for example<sup>24-27</sup>.

## II. MODEL

We consider a paradigmatic MBL system, the disordered XXZ chain in a spinless fermions description,

$$H = J \sum_{l=k}^N \left( \hat{c}_k^\dagger \hat{c}_{k+1} + \hat{c}_{k+1}^\dagger \hat{c}_k \right) + V \sum_{k=1}^N \hat{n}_k \hat{n}_{k+1} + \sum_{k=1}^N h_k \hat{n}_k, \quad (1)$$

where we denote with  $\hat{c}_k^\dagger$  the fermion creation operator, with  $\hat{n}_k = \hat{c}_k^\dagger \hat{c}_k$  the number operator, and the random field  $h_k \in [-h, h]$  is independently drawn for each site from a uniform distribution. This model exhibits an MBL transition for  $h_c/J \simeq 7.2$ <sup>5,10,28</sup>.

Following<sup>21</sup> we couple the system to an infinite temperature Markovian dephasing bath. At weak coupling between system and bath, the dynamics can be described by a Lindblad quantum Master equation<sup>29,30</sup>

$$\dot{\rho}(t) = -i[H, \rho(t)] + \gamma \sum_{k=1}^N \left[ \hat{n}_k \rho(t) \hat{n}_k - \frac{1}{2} \{ \hat{n}_k, \rho(t) \} \right], \quad (2)$$

where  $\rho$  is the system's density matrix and  $\gamma \geq 0$  sets the coupling to the bath. Eq. (2) has the advantage of being experimentally relevant, as it can be derived from microscopic principles for experiments on both cold fermionic<sup>31</sup> and bosonic<sup>32</sup> gases in the lowest band of an optical lattice. The decoherence is caused by off-resonant scattering

of photons forming the lattice potential, and the dissipation rate  $\gamma$  is controlled by the detuning and intensity of the trapping laser. Eq. (2) conserves fermion number and in what follows we focus on the half-filling sector.

### III. RATE EQUATION DESCRIPTION

For times  $t \gg 1/\gamma$ , there are two situations described by the Master equation (2) which may be reduced to a classical rate equation. The first is the limit of large dephasing,  $\gamma \gg J^{33-36}$ . The second is that of large interactions and/or large longitudinal fields,  $V, h \gg J^{23}$ . This effective dynamics describes the evolution of the diagonal elements of the density matrix  $p_\alpha$ . If we express these in terms of the probability vector  $|p\rangle = \sum_\alpha p_\alpha |\alpha\rangle$ , where  $|\alpha\rangle$  are the  $N!/(N/2)!^2$  Fock states in the half-filling sector (see also<sup>23</sup>) Eq. (2) reduces to

$$\partial_\tau |p\rangle = \sum_{k=1}^N \Gamma_k \left[ \hat{c}_k^\dagger \hat{c}_{k+1} + \hat{c}_{k+1}^\dagger \hat{c}_k - \hat{\mathcal{P}}_k \right] |p\rangle \quad (3)$$

where  $\mathcal{P}_k = \hat{n}_k + \hat{n}_{k+1} - 2\hat{n}_k \hat{n}_{k+1}$ . Eq. (3) describes classical hopping of particles on the lattice, with a rescaled time  $\tau = J^2 \gamma t / h^2$ , cf.<sup>22,23</sup>. The rate for hopping between site  $k$  and  $k+1$  is given by

$$\Gamma_k = \frac{h^2}{\gamma^2 + [V(n_{k+2} - n_{k-1}) + \Delta h_k]^2}, \quad (4)$$

where  $\Delta h_k = h_{k+1} - h_k$ <sup>37</sup> and  $n_k = \text{Tr}(\hat{n}_k |p\rangle)$  is the total probability of having an excitation on site  $k$ . In the following we will fix the energy scale to  $\gamma = 1$ . The rates  $\Gamma_k$  are configuration-dependent, see Fig. 1(a). In the dynamics described by Eq. (3), the rates  $\Gamma_k$  act as a *kinetic constraint*<sup>33</sup>, as often encountered in systems with complex relaxation like glasses<sup>38</sup>: the form of the rates  $\Gamma_k$  does not determine the properties of the stationary state, but rather the relaxation pathways.

The rates  $\Gamma_k$  are random through the field  $h_k$ . Their distribution  $P(\Gamma)$  depends on the strength of the interactions and on the specific configuration under consideration. The analytical expression of  $P(\Gamma)$  is given in Appendix A and plotted in Fig. 1(b) for various values of  $V$  for the configurations of the left column of Fig. 1(a). When  $V < 2h$ , the distribution is bimodal, with a peak at  $\Gamma/h^2 = 1$  from values of the field such that  $\Delta h_k = \pm V$ , [cf. Fig. 1(a)], and another peak at values  $\Gamma/h^2 \sim 4/(3h)^2$  (for  $V \ll 2h$ ). The form of  $P(\Gamma)$  changes qualitatively when  $V > 2h$  when  $\Delta h_k = \pm V$  is not accessible, and the distribution  $P(\Gamma)$  becomes unimodal retaining only the slower peak, which for  $V \gg 2h$  is centered at  $\Gamma \sim V^{-2}$ . The qualitative change of  $P(\Gamma)$  already hints at the different dynamical regimes depending on the strength of the interactions.

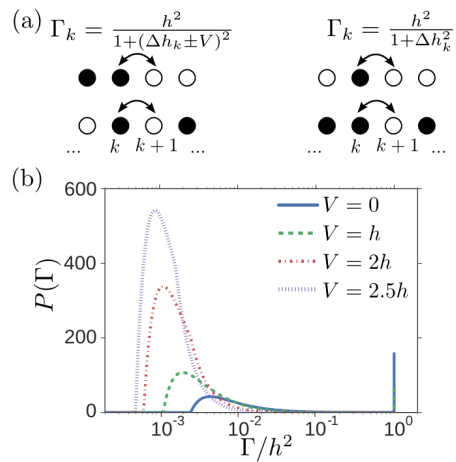


FIG. 1. Panel (a) shows the dependence of the classical hopping rates  $\Gamma_k$  on the configuration. We denote with  $\bullet$  and  $\circ$  respectively the occupied and empty states. In panel (b) the normalized probability density function of rates  $\sqrt{2/V}P(\Gamma)$  is displayed for different values of the interactions and  $h = 10$ . The unnormalized distribution is depicted in the case  $V = 0$ .

### IV. DISTINCT DYNAMICAL REGIMES WITHIN THE MBL PHASE

To explore the relaxation dynamics we focus on the case in which the initial state is the *charge density wave* (CDW) state, where the corresponding probability is  $|p(\tau = 0)\rangle = |\circ \bullet \circ \bullet \dots \circ \bullet\rangle$ , with  $\circ, \bullet$  denoting empty and occupied sites, respectively. This is relevant for recent experiments<sup>13-16</sup>, where ergodicity properties of were studied via the evolution of an initial CDW quantified by the *imbalance*

$$\mathcal{I}(\tau) = \frac{2}{N} \sum_k (-1)^k n_k = \frac{4}{N} \sum_{k=1}^N \langle \hat{n}_k(\tau) \hat{n}_k(0) \rangle - 1, \quad (5)$$

which gives a direct readout of the self-correlations and thus accounts for the ergodicity properties of the system.

In Fig. 2 we report our results on the imbalance, obtained by realising Eq. (3) via kinetic Monte Carlo, averaged over disorder,  $\bar{\mathcal{I}}$ . The decay of  $\bar{\mathcal{I}}$  becomes slower for increasing interactions. We quantify this slowing down by defining the saturation time  $\mathcal{T}$  such that  $\bar{\mathcal{I}}(\mathcal{T}) = e^{-2}$ . As shown in Fig. 2(a) we observe two different regimes: For  $V < 2h$  the saturation time shows little dependence on  $V$ , while for  $V > 2h$  it increases with increasing interaction, signalling a slowdown of the dynamics. The inset shows that in the region  $V < 2h$ , while  $\mathcal{T}$  is approximately independent of  $V$ , the shape of the relaxation function depends on the strength of the interaction.

Our data is well fitted by the function  $\bar{\mathcal{I}}(\tau) \sim \exp[-(\tau/T)^\beta]$ . This form is motivated by the analytical arguments below. The results on the exponent  $\beta$  and the time-scale  $T$  are reported in Fig. 2(b)-(c). We find that at  $V \simeq 2h$  the relaxation of the imbalance switches from

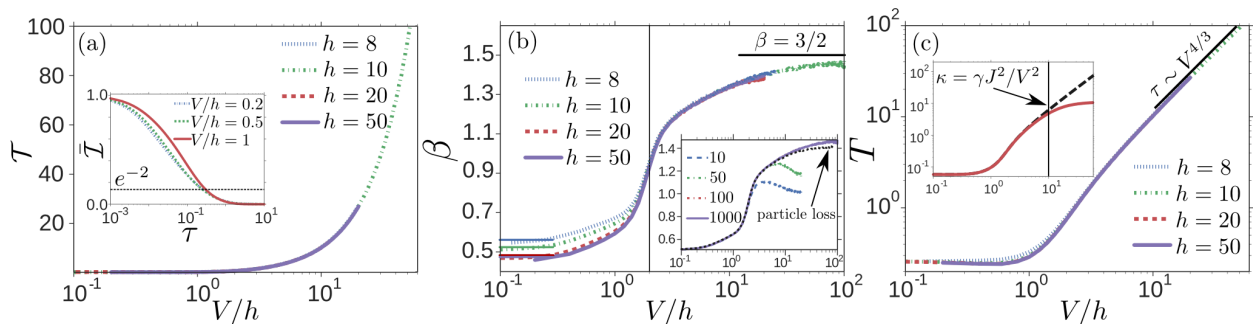


FIG. 2. The data presented are for a chain of length  $N = 1000$  unless otherwise specified and are averaged over 10000 realizations of the disorder. Standard errors are always below the lines width. Panel (a) shows the dependence of the relaxation time  $\mathcal{I}(\mathcal{T}) = e^{-2}$  on the interactions  $V$  for various values of the disorder  $h$ . In the inset the relaxation dynamics is displayed for  $h = 10$ , and different values of  $V < 2h$ . In panel (b) the dependence of the exponent  $\beta$  on  $V$  is displayed for various values of  $h$ . The crossover between  $\beta < 1$  and  $\beta > 1$  at  $V \simeq 2h$  is highlighted by a vertical line. The analytical values obtained for large and vanishing  $V$  are displayed as solid lines in the relevant regimes. In the inset the dependence of the exponent  $\beta$  on  $V/h$  for  $h = 10$  is displayed for various lengths of the chain alongside the effect of a small particle loss  $\kappa = 10^{-4}\gamma$  is displayed. Panel (c) shows the time-scale  $T$  in function of  $V$  for different values of  $h$ . The analytical value in the limit of strong interaction  $T = 0.32V^{4/3}$  is shown. In the inset the comparison between the small particle loss limit  $\kappa = 10^{-4}\gamma$  (red), and the  $\kappa = 0$  case (black dashed) is displayed.

a *stretched exponential* behavior ( $\beta < 1$ ) to a *compressed exponential* behavior ( $\beta > 1$ ) (see Fig. 2(b)). Despite the rapid increase in  $\beta$  at  $V \simeq 2h$  which suggests a sharp acceleration of the dynamics, the increase in the time-scale  $T$  combines to give the slowing down observed in Fig. 2(a). The minimum in  $T$  at  $V \sim 0.3h$ , and the large  $V$  behavior are compatible with the results in<sup>22</sup>. A finite size study for the exponent  $\beta$  is shown in the inset of Fig. 2(b). Although in the stretched exponential regime ( $V < 2h$ ) finite size effects have a marginal impact, in the compressed exponential regime ( $V > 2h$ ) they cause a saturation of the exponent to lower values. The origin of this behavior will become clear below.

The two regimes of stretched and compressed exponential decay, for  $V \ll 2h$  and  $V \gg 2h$ , respectively, can be argued as follows. When  $V \ll 2h$  the dynamics is dominated by disorder, and we can set  $V = 0$ . In this case the long time dynamics is characterized by large portions of the chain in which the system has relaxed (giving null contributions to the imbalance), with isolated non-relaxed pairs of neighboring sites corresponding to the largest  $\Delta h_k$ . The approach of  $\mathcal{I}(\tau)$  to equilibrium is then determined by those sites. Their dynamics can be studied by focusing on, say, sites  $k$  and  $k+1$  with a single excitation between them with relaxed neighbors serving as a bath. That is, we set  $n_{k'}$  to the stationary average  $1/2$  for  $k' > k+1$  or  $k' < k$ . This setting is sketched in Fig. 3(a). We calculate the population as  $n_k \equiv \text{Tr}(\hat{n}_k |p\rangle)$  where the  $\text{Tr}$  operator is the trace, or sum, of the probabilities of the state i.e.  $\text{Tr} |p\rangle = \sum_{\alpha} p_{\alpha}$ . We consider the two sites in the initial configuration  $(k, k+1) = (1, 0)$ , and since the dynamics conserves the number of excitations we can set  $p_{\uparrow\uparrow} = p_{\downarrow\downarrow} = 0$ . The evolution of  $n_k$  is given as

$$\dot{n}_k = \text{Tr}(\hat{n}_k \hat{p}_{k+1} \partial_{\tau} |p\rangle), \quad (6)$$

such that, using Eq. (3), we obtain

$$\dot{n}_k = \Gamma_{k-1}(n_{k-1} - n_k) + \Gamma_k(n_{k+1} - n_k). \quad (7)$$

As anticipated we set  $n_{k+2}$  and  $n_{k-1}$  to their relaxed value  $n_{k-1} = n_{k+2} = 1/2$ , such that we can write the equations for the sites under consideration as

$$\begin{aligned} \dot{n}_k &= \Gamma_{k-1} \left( \frac{1}{2} - n_k \right) + \Gamma_k (n_{k+1} - n_k), \\ \dot{n}_{k+1} &= \Gamma_k (n_k - n_{k+1}) + \Gamma_{k+1} \left( \frac{1}{2} - n_{k+1} \right). \end{aligned} \quad (8)$$

We are interested in the local imbalance  $\mathcal{I}_k = n_{k+1} - n_k$  which can be obtained by integrating

$$\dot{\mathcal{I}}_k = -2\Gamma_k \mathcal{I}_k + \frac{\Gamma_{k+1} - \Gamma_{k-1}}{2} - (\Gamma_{k+1} n_{k+1} - \Gamma_{k-1} n_k). \quad (9)$$

In this case, the rates in Eq. (4) depend only on the difference of the random fields on the sites they are connecting. The rates associated to two contiguous links (e.g.,  $\Gamma_k$  and  $\Gamma_{k+1}$ ) are therefore not statistically independent, since they both depend on the field on the site they share, but those of links further apart are. When solving Eq. (9) we can treat  $\Gamma_{k-1}$  and  $\Gamma_{k+1}$  as independent. As an approximation we set them equal when averaging over the disorder  $\Gamma_{k-1} = \Gamma_{k+1} = \Gamma'$ , leading to

$$\bar{\mathcal{I}}_k(\tau) = \int d\Gamma_k d\Gamma' P(\Gamma_k, \Gamma') e^{-(2\Gamma_k + \Gamma')\tau}, \quad (10)$$

where  $P(\Gamma_k, \Gamma')$  is the joint probability reported in Appendix A. A numerical integration of Eq. (10) gives a stretched exponential behavior. In Fig. 2(b) the results on  $\beta$  obtained by fitting are compared with the numerical data in the weak interaction regime, showing good

agreement. In fact the local imbalance is a good approximation of the imbalance in the regime we are considering. This is because non-relaxed links are far-apart enough to be considered independent, and they give the same average contribution.

In the opposite limit  $V \gg 2h$ , in contrast, the first step costs  $V + \Delta h_k$  when starting from the CDW state. This sets the time-scale  $\tau \sim V^2$  to observe transitions of the kind  $\dots \circ \bullet \circ \bullet \circ \bullet \dots \rightarrow \dots \circ \bullet \circ \bullet \circ \bullet \dots$ . We refer to these as *nucleation* events, happening at homogeneous rate  $\Gamma_n \simeq 2(h/V)^2$ . After a nucleation event has occurred relaxation can proceed via transitions like  $\dots \circ \bullet \circ \bullet \circ \bullet \dots \rightarrow \dots \circ \bullet \circ \bullet \circ \bullet \dots$ , whose rates are independent of  $V$  [see e.g. Fig. 1(a)]. This dynamics is conveniently described by the following coarse-grained approximation. Since the imbalance is a quantity with a period of two sites it is natural to divide the chain in the following way:  $(1, 2)|(3, 4)|\dots|(N-1, N)|$ . We focus then on a set of new degrees of freedom labeled by the contribution that the pairs of original sites bring to the imbalance:  $|\circ\bullet\rangle \rightarrow |1\rangle$ ,  $|\circ\circ\rangle \rightarrow |0\rangle$ ,  $|\bullet\bullet\rangle \rightarrow |0\rangle$ , and  $|\bullet\circ\rangle \rightarrow |-1\rangle$ . The CDW configuration corresponds to the  $|1, 1, 1, 1, \dots, 1, 1\rangle$  state, and a nucleation event creates either two 0 sites or a -1 site as shown in Fig 3(b). In what follows we will focus on the case in which two 0 sites are created. Once a nucleation has happened the events  $|0, 1\rangle \leftrightarrow |-1, 0\rangle$ , and  $|1, 0\rangle \leftrightarrow |0, -1\rangle$  are possible with the non-interacting rate  $\Gamma_k = h^2/(1 + \Delta h_k^2)$ . This pair of reversible processes implies that the 0 sites can be treated as random walkers, which when moving away from each other create a growing region of -1 sites. The site dependent differences between these rates are small for the time-scales we are considering ( $V \gg 2h$ ), and we will assume a constant rate  $\Gamma_e$ . When averaged over random realizations the extension of the region between the 0 sites expands following the law  $\bar{G}_e(\tau) \sim \sqrt{\Gamma_e \tau}$ , contributing with net zero imbalance since the sites falling in this region are now equally likely to be a 1 or -1. This growth dynamics together with the initial nucleation events - reminiscent for example of a crystallization process - is well described by the so-called Avrami law<sup>39-43</sup>. Here we give a sketch of the derivation in our case. The average number of nucleation events up to a given time  $\bar{\nu}(\tau)$  can be found by integrating  $\dot{\nu} = N\Gamma_n/2$ . Not accounting for overlap of the expanded regions, the total number of transformed sites can be expressed as

$$\bar{N}_{\text{tr}}(\tau) = \int_0^\tau dt \dot{\nu}(t) \bar{G}_e(\tau - t). \quad (11)$$

This dynamics is sketched in Fig. 3(c) for a single expanding region of transformed sites. Overlaps can be excluded by assuming the increment in transformed sites  $d\bar{N}_{\text{tr}}$  is proportional to  $d\bar{N}$  multiplied by the probability of not having an already transformed site  $(1 - 2\bar{N}_{\text{tr}}/N)$ , giving

$$\frac{2\bar{N}_{\text{tr}}(\tau)}{N} = 1 - \exp \left[ -\frac{2}{3} \sqrt{\Gamma_e} \left( \frac{h}{V} \right)^2 \tau^{\frac{3}{2}} \right]. \quad (12)$$

Initializing our dynamics in the untransformed state the imbalance at a given time is given by  $\bar{\mathcal{I}}(\tau) = 1 - 2\bar{N}_{\text{tr}}(\tau)/N$ , leading to the compressed exponential behavior with exponent  $\beta = 3/2$  observed in Fig. 2(b). Equation (12) also yields the functional dependence of the time-scale  $T \sim (V/h)^{4/3}$  for large  $V/h$ , which is confirmed by our numerical results in Fig. 2(c).

This picture breaks when the distance between nucleation events becomes comparable to the system length. In this case we can consider the expansion of a nucleated region as instantaneous and the imbalance as fully relaxed after a single nucleation event. In a single realization we can then model the imbalance as  $\mathcal{I}(\tau|\tau') = 1 - \theta(\tau - \tau')$ , where  $\tau'$  is the time at which the first nucleation event happens. The probability of nucleation at this time is given as  $\pi(\tau') = N \exp(-N\tau'/V^2)/V^2$ , such that the imbalance averaged over realizations is

$$\bar{\mathcal{I}}(\tau) = \int d\tau' \pi(\tau') \mathcal{I}(\tau|\tau') = \exp \left( -\frac{N\tau}{V^2} \right). \quad (13)$$

This is the origin of the strong size dependence of the dynamics for large  $V$ , such as the saturation of the exponent  $\beta$  to 1 in the inset of Fig. 2(b) for e.g. a system of length  $N = 10$ .

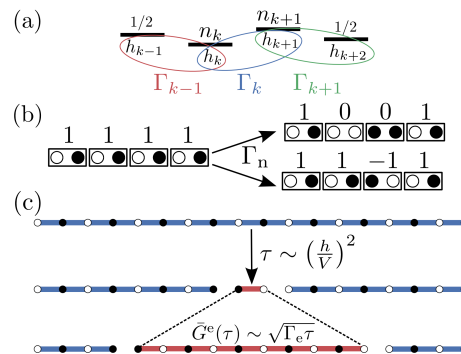


FIG. 3. (Colors online) In panel (a) the non-interacting limit is displayed: The focus is on the sites  $k$  and  $k+1$ , while sites  $k-1$  and  $k+2$  serve as a bath in the relaxed state. Two contiguous rates are statistically correlated since they share the value of an on-site random field. In panel (b) the two possible effects of a nucleation event are displayed. Panel (c) shows a cartoon of the nucleation and expansion of a transformed region in the strongly interacting limit. The transformed and untransformed regions are depicted respectively in red and blue.

## V. PARTICLE LOSS

We finish by considering another situation that can occur experimentally, that of particle loss. This corre-

sponds to the processes  $|\bullet\rangle \rightarrow |\circ\rangle$ , which can be modelled in our effective description by adding to the r.h.s. of Eq.(3) the operator

$$\frac{h^2}{J^2\gamma}\kappa \sum_{k=1}^N (\hat{c}_k - \hat{n}_k), \quad (14)$$

where  $\kappa$  is the loss rate. Loss acts to relax the local imbalance to 0 in a non-collective manner. For  $\kappa \gg \gamma J^2 h^{-2}$  the imbalance decays as  $\mathcal{I} \approx e^{-\kappa t}$ , and none of the above features survive. In contrast, for  $\kappa \lesssim \gamma J^2 h^{-2}$  only the nucleation-expansion dynamics is significantly modified: decay can act as a nucleation event, and is dominant when  $\kappa \gg \gamma J^2/V^2$ . This affects marginally the value of the compressed  $\beta$ , but results in a saturation of the time scales  $T$ ,  $\mathcal{T}$  for large enough  $V$ , see insets of Fig. 2(b)-(c).

## VI. CONCLUSION

We have considered the effect of interactions on the dynamics of a MBL system subject to dephasing noise. We found two relaxation regimes, one dominated by disorder, and one dominated by interactions. The physical manifestation is a crossover in the decay of time correlators, from stretched to compressed exponential in time. While the stretched exponential regime was expected for weak interactions<sup>21,22</sup>, the crossover to compressed exponential is novel. Our effective classical approximation suggests that this regime would also exist with particle loss. This latter behaviour is due to nucleation and growth dynamics dominating relaxation, a regime which should display strong finite size effects. The above described dynamics should be observable in current experiments on MBL under controlled noise.

## ACKNOWLEDGMENTS

E.L. would like to thank M. Marcuzzi, R. Gutiérrez and J. Minář for insightful discussions. The research leading to these results has received funding from the European Research Council under the European Union's Seventh Framework Programme (FP/2007-2013) / ERC Grant Agreement No. 335266 (ESCQUMA), and EPSRC Grant No. EP/M014266/1. Our work has benefited from the computational resources and assistance provided by the University of Nottingham High Performance Computing service.

### Appendix A: Probability density function of the rates $\Gamma$

Here we obtain analytically the distributions of rates  $P(\Gamma)$  depicted in Fig. 1(b). We consider the rate associated with a fermion hopping in an ‘‘interacting’’ config-

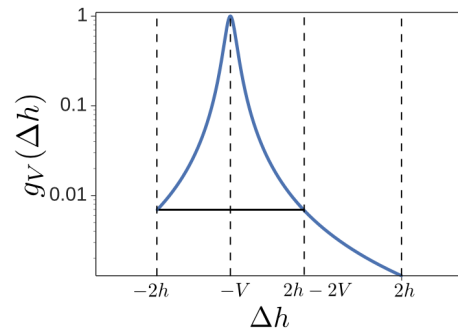


FIG. 4. The function  $g_V(\Delta h)$  as defined in Eq. (A1) is shown for  $h = 10$ , and  $V = 8$ .

uration, namely the ones depicted in the left column of Fig. 1(a). In particular we will focus on the bottom case in the left column of Fig. 1(a), where the interaction  $V$  comes with a plus sign in the rate, the other case being trivially deducible by this case. The ‘‘non-interacting’’ cases can be extracted easily from the results below by setting the interactions  $V = 0$ . The quantity of interest is the rate for a hopping event involving sites  $k$  and  $k+1$  (which we normalize by  $h^2$  for simplicity), corresponding to

$$g_V(\Delta h_k) \equiv \frac{\Gamma_k}{h^2} = \frac{1}{1 + (\Delta h_k + V)^2}, \quad (A1)$$

$$g_V^{-1}(\Gamma_k)_{\pm} = V \pm \sqrt{\frac{1}{\Gamma_k} - 1},$$

where  $\Delta h_k = h_{k+1} - h_k$ . In Eq. (A1) we made the inverse function explicit since it will be used below. Since we focus on a single rate we will drop the site dependency for all the quantities at hand. The rates  $\Gamma$  are random variables, since they depend on the difference of the random field on two contiguous sites. The distribution of the difference  $\Delta h$  can be easily extracted from the random fields’ one since both  $h_k$  and  $h_{k+1}$  are identically distributed with the same probability between  $-h$  and  $h$ .

$$p(\Delta h) = \frac{1}{4h^2} (2h - |\Delta h|), \quad \text{with } \Delta h \in [-2h, 2h]. \quad (A2)$$

From this distribution the distribution of rates  $P(\Gamma)$  can be defined as

$$P(\Gamma) = \sum_{s \in \{+, -\}} \left| \frac{dg_V^{-1}(\Gamma)_s}{d\Gamma} \right| p(g_V^{-1}(\Gamma)_s), \quad (A3)$$

the boundaries being

$$\Gamma \in \left[ \frac{1}{1 + (2h + V)^2}, 1 \right]. \quad (A4)$$

The index  $s$  in Eq. (A3) is summed over the inverse functions in the region under consideration. Considering the

case where  $V < 2h$ , as depicted in Fig. 4 the inverse function is multivalued in the region  $\Delta h \in [-2h, 2h - 2V]$ , so that in Eq. (A3) we have to sum on both the solutions (namely  $g_V^{-1}(\Gamma_k)_\pm$ ). In the region  $\Delta h \in (2h - 2V, 2h]$

$$P(\Gamma) = \frac{1}{8h^2\Gamma^{\frac{3}{2}}\sqrt{1-\Gamma}} \begin{cases} 2h - \left| V + \sqrt{\frac{1}{\Gamma} - 1} \right| & \text{if } \frac{1}{1+(V+2h)^2} \leq \Gamma < \frac{1}{1+(V-2h)^2} \\ 4h - \left| V - \sqrt{\frac{1}{\Gamma} - 1} \right| - \left| V + \sqrt{\frac{1}{\Gamma} - 1} \right| & \text{if } \frac{1}{1+(V-2h)^2} \leq \Gamma \leq 1. \end{cases} \quad (\text{A5})$$

In the case  $V > 2h$  the function  $g_V^{-1}(\Gamma_k)$  is never multivalued in the region of parameters considered. This results in a probability density function which is defined by the first line of Eq. (A5).

The joint probability  $P(\Gamma_k, \Gamma')$  used in Eq. (10) is more

$$P(\Gamma_k, \Gamma') = \frac{1}{8h^3} \int_{-h}^h dh_k dh_{k+1} dh' \delta\left(\Gamma_k - \frac{h^2}{1+(h_{k+1}-h_k)^2}\right) \delta\left(\Gamma' - \frac{h^2}{1+(h'-h_{k+1})^2}\right). \quad (\text{A6})$$

This expression can be readily plugged into Eq. (10) giving

on the other hand the inverse function is single-valued having as single contribution the branch  $g_V^{-1}(\Gamma_k)_+$ . The probability density for the rates Eq. (A3) is defined then as

involved and cumbersome to write in a closed form. We can though express it in a form that allows for direct numerical integration. Calling  $h_k, h_{k+1}, h'$  the random fields on respectively the  $k, k+1$ , and relaxed sites (see main text for an explanation) we can define

ing the results presented in Fig. 1(b) in the main text.

- 
- <sup>1</sup> B. L. Altshuler, Y. Gefen, A. Kamenev, and L. S. Levitov, Phys. Rev. Lett. **78**, 2803 (1997).
- <sup>2</sup> D. Basko, I. Aleiner, and B. Altshuler, Ann. of Phys. **321**, 1126 (2006).
- <sup>3</sup> I. Gornyi, A. Mirlin, and D. Polyakov, Phys. Rev. Lett. **95**, 206603 (2005).
- <sup>4</sup> V. Oganesyan and D. A. Huse, Phys. Rev. B **75**, 155111 (2007).
- <sup>5</sup> A. Pal and D. A. Huse, Phys. Rev. B **82**, 174411 (2010).
- <sup>6</sup> W. De Roeck, F. Huveneers, M. Müller, and M. Schiulaz, Phys. Rev. B **93**, 014203 (2016).
- <sup>7</sup> M. Znidaric, T. Prosen, and P. Prelovsek, Phys. Rev. B **77**, 064426 (2008).
- <sup>8</sup> J. H. Bardarson, F. Pollmann, and J. E. Moore, Phys. Rev. Lett. **109**, 017202 (2012).
- <sup>9</sup> M. Serbyn, Z. Papić, and D. A. Abanin, Phys. Rev. Lett. **110**, 260601 (2013).
- <sup>10</sup> D. J. Luitz, N. Laflorencie, and F. Alet, Phys. Rev. B **91**, 081103 (2015).
- <sup>11</sup> A. D. Luca and A. Scardicchio, EPL (Europhysics Letters) **101**, 37003 (2013).
- <sup>12</sup> P. Ponte, Z. Papić, F. m. c. Huveneers, and D. A. Abanin, Phys. Rev. Lett. **114**, 140401 (2015).
- <sup>13</sup> M. Schreiber, S. S. Hodgman, P. Bordia, H. P. Lüschen, M. H. Fischer, R. Vosk, E. Altman, U. Schneider, and I. Bloch, Science **349**, 842 (2015).
- <sup>14</sup> J. Smith, A. Lee, P. Richerme, B. Neyenhuis, P. W. Hess, P. Hauke, M. Heyl, D. A. Huse, and C. Monroe, Nat. Phys. (2016), 10.1038/nphys3783.
- <sup>15</sup> J.-y. Choi, S. Hild, J. Zeiher, P. Schauß, A. Rubio-Abadal, T. Yefsah, V. Khemani, D. A. Huse, I. Bloch, and C. Gross, Science **352**, 1547 (2016).
- <sup>16</sup> P. Bordia, H. P. Lüschen, S. S. Hodgman, M. Schreiber, I. Bloch, and U. Schneider, Phys. Rev. Lett. **116**, 140401 (2016).
- <sup>17</sup> M. van Horssen, E. Levi, and J. P. Garrahan, Phys. Rev. B **92**, 100305 (2015).
- <sup>18</sup> M. Schiulaz, A. Silva, and M. Müller, Phys. Rev. B **91**, 184202 (2015).
- <sup>19</sup> R. Nandkishore, S. Gopalakrishnan, and D. A. Huse, Phys. Rev. B **90**, 064203 (2014).
- <sup>20</sup> S. Johri, R. Nandkishore, and R. N. Bhatt, Phys. Rev. Lett. **114**, 117401 (2015).
- <sup>21</sup> E. Levi, M. Heyl, I. Lesanovsky, and J. P. Garrahan, Phys. Rev. Lett. **116**, 237203 (2016).
- <sup>22</sup> M. H. Fischer, M. Maksymenko, and E. Altman, Phys. Rev. Lett. **116**, 160401 (2016).
- <sup>23</sup> M. V. Medvedyeva, T. Prosen, and M. Žnidarič, Phys. Rev. B **93**, 094205 (2016).
- <sup>24</sup> L. Cipelletti, S. Manley, R. C. Ball, and D. A. Weitz, Phys. Rev. Lett. **84**, 2275 (2000).
- <sup>25</sup> L. Cipelletti, L. Ramos, S. Manley, E. Pitard, D. A. Weitz, E. E. Pashkovski, and M. Johansson, Faraday Discuss. **123**, 237 (2003).
- <sup>26</sup> P. Falus, M. A. Borthwick, S. Narayanan, A. R. Sandy, and S. G. J. Mochrie, Phys. Rev. Lett. **97**, 066102 (2006).
- <sup>27</sup> B. Ruta, Y. Chushkin, G. Monaco, L. Cipelletti, E. Pineda, P. Bruna, V. M. Giordano, and M. Gonzalez-Silveira, Phys. Rev. Lett. **109**, 165701 (2012).
- <sup>28</sup> M. Serbyn, Z. Papić, and D. A. Abanin, Phys. Rev. X **5**,

- 041047 (2015).
- <sup>29</sup> G. Lindblad, *Comm. Math. Phys* **48**, 119 (1976).
- <sup>30</sup> C. Gardiner and P. Zoller, *Quantum noise* (Springer, 2004).
- <sup>31</sup> S. Sarkar, S. Langer, J. Schachenmayer, and A. J. Daley, *Phys. Rev. A* **90**, 023618 (2014).
- <sup>32</sup> H. Pichler, A. J. Daley, and P. Zoller, *Phys. Rev. A* **82**, 063605 (2010).
- <sup>33</sup> I. Lesanovsky and J. P. Garrahan, *Phys. Rev. Lett.* **111**, 215305 (2013).
- <sup>34</sup> Z. Cai and T. Barthel, *Phys. Rev. Lett.* **111**, 150403 (2013).
- <sup>35</sup> M. Marcuzzi, J. Schick, B. Olmos, and I. Lesanovsky, *Journal of Physics A: Mathematical and Theoretical* **47**, 482001 (2014).
- <sup>36</sup> B. Everest, M. Marcuzzi, and I. Lesanovsky, *Phys. Rev. A* **93**, 023409 (2016).
- <sup>37</sup> B. Everest, M. Marcuzzi, J. P. Garrahan, and I. Lesanovsky, *ArXiv e-prints* (2016), arXiv:1602.05839.
- <sup>38</sup> J. P. Garrahan and D. Chandler, *Phys. Rev. Lett.* **89**, 035704 (2002).
- <sup>39</sup> A. Kolmogorov, *Izv Akad Nauk SSSR Ser Mat* **1**, 355 (1937).
- <sup>40</sup> W. A. Johnson and R. F. Mehl, *Trans. Aime* **135**, 396 (1939).
- <sup>41</sup> M. Avrami, *J. Chem. Phys.* **7**, 1103 (1939).
- <sup>42</sup> M. Avrami, *J. Chem. Phys.* **8**, 212 (1940).
- <sup>43</sup> M. Avrami, *J. Chem. Phys.* **9**, 177 (1941).