

## State Data Center of Iowa

# HOUSING IN IOWA: 2011

The Fair Housing Act was signed on April 11, 1968, just one week after the assassination of Dr. Martin Luther King, Jr. This landmark bill, Title VIII of the Civil Rights Act of 1968, resulted from the hard work and leadership of Dr. King and others in the civil rights movement and was an important step toward confronting discrimination against minorities in housing. To help celebrate this, April has been designated Fair Housing Month.

## 1,336,417

The estimated number of housing units in Iowa in 2010. In 2000 the number of housing units was 1,232,511.



## 65.7%

The percentage of urban housing units in 2009 in Iowa. The percentage of urban housing units in the U.S. was 76.0%. The percent of urban housing units in Iowa in 1990 was 60.7%. In 1950 that percent was 48.1%.

## 538,799

The number of housing units in rural Iowa in 2009. In 2000, 48.7% of all rural housing units were in incorporated places; 51.3% were outside of incorporated places; including 13.3% on farms.

## 72.1%

The 2009 homeownership rate in Iowa. This compares to a U.S. rate of 65.9%.

## 65.7%

The 2007 homeownership rate in urban Iowa. This compares to a 81.9% rate in rural Iowa

## Housing Costs

### \$122,000

The median value of specified owner-occupied housing units in Iowa in 2007. In the U.S. the median value is \$194,300.

### \$611

The median gross rent in Iowa in 2007. In the U.S. the median gross rent is \$789.

### 63.3%

The percentage of Iowa owner-occupied housing units with a mortgage. This compares to 67.8% for the U.S.

### 23.3%

The percentage of owner households who spend 30% or more of their household income on housing costs.

### 40.2%

The percentage of renter households who spend 30% or more of their household income on gross rent.

# HOUSEHOLDS AND FAMILIES

**1,226,804**

The number of households in Iowa in 2009.

**52.6%**

Percentage of households in Iowa with own children under 18 in 2009.

**22.1%**

The percentage of Iowa households in 2009 that include a person 65 or older.

**28.3%**

The percentage of Iowa householders living alone in 2009. This compares to 24.9% in 1990.

**89.1%**

The percentage of Iowa married couple families who own their homes in 2009. This compares to 62.4% for single male-headed families and 50.3% for single female-headed families.

**23.4%**

The percentage of Iowa female-headed families who live in buildings with two or more apartments in 2009. The percentage of male-headed families is 17.7%. For married couple families it is 4.8%.

# SIZE

**2.37**

Average household size in Iowa in 2009.

**2.48**

Average size of owner-occupied housing units in Iowa in 2009.

**2.06**

Average size of renter-occupied housing units in Iowa in 2009.

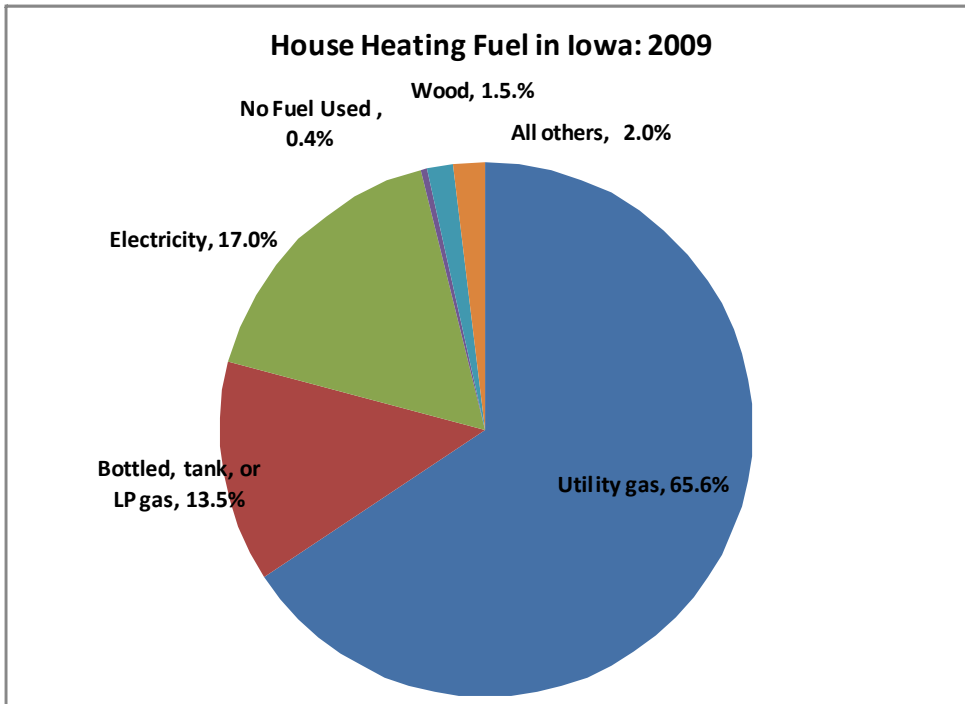
**5.9**

The median number of rooms in Iowa housing units in 2009.

**1.4%**

The percentage of crowded households in Iowa in 2009 (1.01 or more persons per room).

# PHYSICAL CHARACTERISTICS



# VACANCY

**2.1**

The homeowner vacancy rate in 2009 in Iowa. The corresponding rate for the U.S. was 2.5%.

**6.0**

The renter vacancy rate in 2009 in Iowa. This compares to a U.S. rate of 8.4.

# Vehicles

**2.2**

Average number of vehicles in owner-occupied homes in Iowa in 2009, compared to 1.4 vehicles in renter-occupied homes.

# AGE OF HOUSING

**27.4%**

The percentage of housing units in 2009, built in 1939 or earlier.

**10.7%**

The percentage of housing units in Iowa built since 2000. For the U.S. the percentage is 11.9%.

**105,490**  
The number of Iowans in 2009 who lived in group quarters.

# MIGRATION

**7,507**

The reported number of residential building permits issued in Iowa in 2009. This compares to 12,105 in 2000 and 7,563 in 1990.

**58.2%**

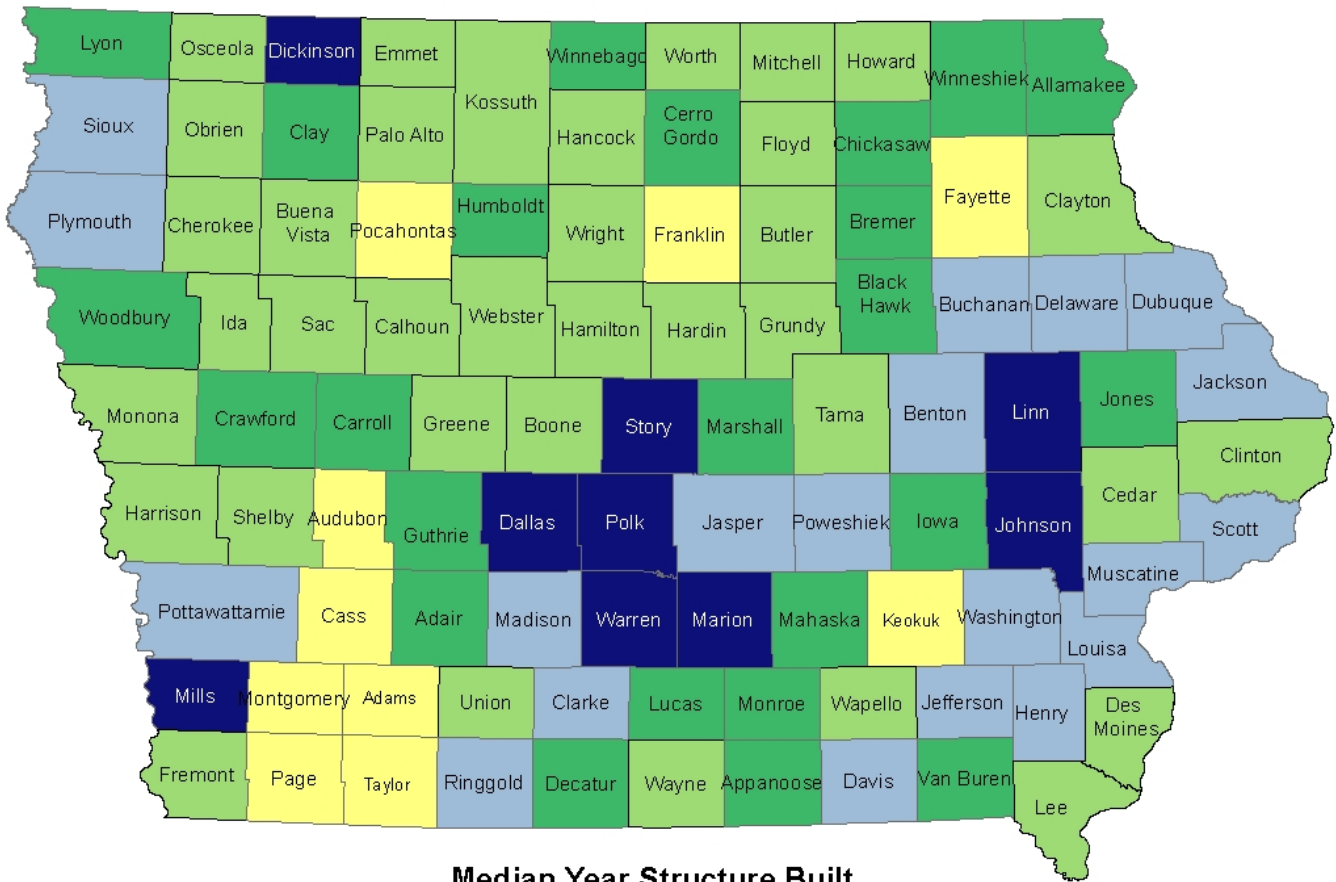
The percentage of Iowa householders in 2009 who had moved into their homes since the 2000 census.

**92.2%**

The percentage of Iowa homeowners in 2009 who lived in the same house one year earlier. This compares to 63.8% of renters.

**38,078**  
The number of Iowans who were homeless or near homeless in 2009. 20.6% more are at risk than in 2008.  
Source: Iowa Council on Homeless  
[http://www.iowafinanceauthority.gov/documents/filelibrary/ich/Annual\\_Report\\_2009\\_2BEE9C7E12883.pdf](http://www.iowafinanceauthority.gov/documents/filelibrary/ich/Annual_Report_2009_2BEE9C7E12883.pdf)

## Median age of Housing: 2009



1939 - 1947    1948 - 1954    1955 - 1960    1961 - 1969    1970 - 1989

State Data Center of Iowa, a program of the State Library of Iowa

Miller Building  
1112 E. Grand Ave  
Des Moines, Iowa 50319  
Phone: 800-248-4483  
Fax: 515-242-6543  
Email: census@lib.state.ia.us

**We're on the web!**  
[www.iowadatacenter.org](http://www.iowadatacenter.org)

## RACE AND HISPANIC ORIGIN OWNERSHIP RATES

### 74.2%

The home ownership rate for the white, non-Hispanic population in Iowa in 2009. This compares to a rate of 70.9% in 1990. White non-Hispanic homeownership rate in the U.S. in 2009 was 72.8%.



### 32.1%

The home ownership rate in 2009 for the Black/ African American population in Iowa. This compares to a rate of 38.8% in 1990. The Black/African American homeownership rate in the U.S. in 2009 was 44.5%.

### 52.8%

The home ownership rate in 2009 for the Hispanic or Latino population in Iowa. This compares to a rate of 50.3% in 1990. Hispanic or Latino homeownership rate in the U.S. in 2009 was 47.9%.

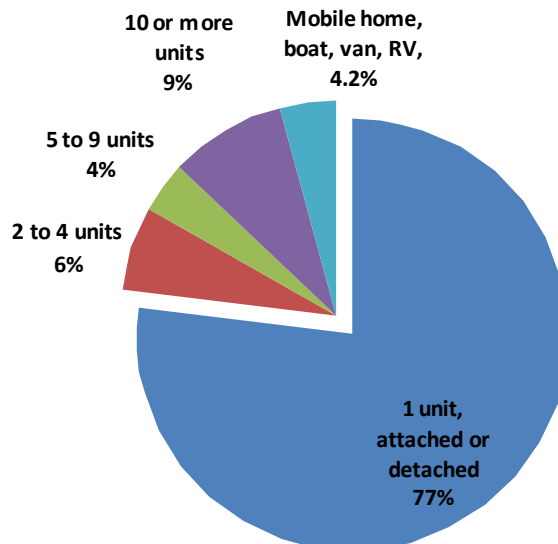
### 54.6%

The 2009 home ownership rate for Asian, Pacific Islander, and Native Hawaiian householders in Iowa. This compares to a rate of 35.5% in 1990. The home ownership rate for Asian, Pacific Islander, and Native Hawaiian in the U.S. in 2009 was 59.4%.

### 32.6%

The home ownership rate for American Indian/Alaska Native householders in Iowa in 2009. This compares to a rate of 43.5% in 1990. The American Indian/Alaska Native homeownership rate in the U.S. in 2009 was 54.6%.

Number of Units in Structure for Iowa, 2009



Data Source (unless otherwise noted) :  
U.S. Census Bureau,  
2009 American Community Survey  
U.S. Decennial Census 1990,  
2000 and 2010  
Photos by Norman Shapiro for the  
U.S. Census Bureau