

Review

Norma A. Ramos-Delgado, Miguel Á. Gracia-Pinilla^{a,*}, Ramalinga Viswanathan Mangalaraja, Kevin O'Shea and Dionysios D. Dionysiou

Industrial synthesis and characterization of nanophotocatalysts materials: titania

DOI 10.1515/ntrev-2016-0007

Received February 17, 2016; accepted April 12, 2016

Abstract: Despite the recent synthesis and identification of a diverse set of new nanophotocatalysts that has exploded recently, titanium dioxide (TiO_2) remains among the most promising photocatalysts because it is inexpensive, non-corrosive, environmentally friendly, and stable under a wide range of conditions. TiO_2 has shown excellent promise for solar cell applications and for remediation of chemical pollutants and toxins. Over the past few decades, there has been a tremendous development of nanophotocatalysts for a variety of industrial applications (i.e. for water purification and reuse, disinfection of water matrices, air purification, deodorization, sterilization of soils). This paper details traditional and new industrial routes for the preparation of nanophotocatalysts and the characterization techniques used to understand the physical chemical properties of them, like surface area, ζ potential, crystal size, and phase crystallographic, morphology, and optical transparency. Finally we present some applications of the industrial nanophotocatalysts.

^aOn sabbatical leave at FIU.

***Corresponding author: Miguel Á. Gracia-Pinilla**, Facultad de Ciencias Físico Matemáticas & Centro de Investigación e Innovación y Desarrollo en Ingeniería y Tecnología CIIDIT, Universidad Autónoma de Nuevo León, San Nicolás de los Garza, N.L., México, e-mail: miguelchem@gmail.com.
<http://orcid.org/0000-0002-4716-4817>

Norma A. Ramos-Delgado: CONACYT Research Fellow-Instituto Tecnológico de Nuevo León, Tecnológico Nacional de México, Guadalupe, N.L., México

Ramalinga Viswanathan Mangalaraja: Advanced Ceramics and Nanotechnology Laboratory, Department of Materials Engineering, University of Concepcion, Concepción, Chile

Kevin O'Shea: Department of Chemistry and Biochemistry, Florida International University, Miami, FL, USA

Dionysios D. Dionysiou: Environmental Engineering and Science Program, Department of Biomedical, Chemical and Environmental Engineering, University of Cincinnati, Cincinnati, OH, USA

Keywords: industrial synthesis; nanomaterials; nanophotocatalysts; photocatalysis; titania.

1 Introduction

Over the past few decades, there has been tremendous development of nanophotocatalysts for a variety of industrial applications (i.e. for water purification and reuse, disinfection of water matrices, air purification, deodorization, sterilization of soils) [1–3] because it is inexpensive, non-corrosive, environmental friendly, and stable under a wide range of conditions. Titanium dioxide (TiO_2) has shown excellent promise for solar cell applications and for remediation of chemical pollutants and toxins [4–7].

TiO_2 has been extensively used as the white pigment in paint because of its high refractive index, wettability, whiteness, opacity, and lacing resistance. TiO_2 is also used as an additive for a wide variety of materials, from paints to toothpaste, additives for polymers employed in plastics and food packing, and in the pulp and paper industry [8]. In addition, TiO_2 is included in catalysts, ceramics, coated fabrics and textiles, floor covering, printing ink, and roofing granules. The industrial demand for nano-sized TiO_2 particles has resulted in the development of large-scale production processes [9].

TiO_2 materials have been synthesized in different shapes and sizes depending on the applications desired [10]. In general, we can define nanophotocatalysts as photoactive materials when the photoactivity can be modulated in the regime of nanometer scale; its means, they have superior efficiency due to its size [11–14]. The low cost and ready availability give TiO_2 a major advantage over zinc, ceria, and/or other metals based photocatalytic materials. Titanium is the ninth most abundant element in the earth's crust, and is present in almost all rocks and sediments.

Given the high reactivity of metallic titanium, Ti is found and employed almost exclusively as titanium oxide forms; the most abundant crystalline phases are rutile and anatase [15]. Titanium exists in nature primarily as an ilmenite mineral (FeTiO_3), rutile, anatase, and brookite (either as rock or as sand). Less common titanium oxide-bearing minerals are pseudobrookite (Fe_2TiO_5), perovskite (CaTiO_3), pyrophanite (MnTiO_3), and geikielite [$(\text{Mg}, \text{Fe})\text{TiO}_3$]. The properties of common minerals containing TiO_2 are summarized in Table 1 [16]. Ilmenite (FeTiO_3) represents almost 92% of the world's consumption of titanium minerals and almost 95% of the titanium mineral was employed to produce TiO_2 pigment products [17].

Large quantities of TiO_2 have been used in industry for many decades, and there are two production processes at the industrial scale. The annual production of TiO_2 for specific photocatalysis applications is not readily available, but the U.S. Geological Survey reported that approximately 1,470,000 metric tons of TiO_2 was produced in the USA, while the annual global production for 2015 was ~6,500,000 million tons, for the sulfate processes, the annual global production was ~3,400,000 million tons, and for chloride processes, the annual global production was ~3,100,000 million tons [17]. In 2015, the commercial value for titanium dioxide (TiO_2 high quality) pigment is estimated to be ~US \$2300 per ton [18].

2 Industrial synthesis process

Owing to the low natural availability of pure TiO_2 for commercial use, the mineral ilmenite, containing nearly 52.6% of TiO_2 and 47.4% of iron oxide, is used as a raw material for the industrial production of TiO_2 . In general, the ilmenite is an abundant mineral in primary and secondary deposits. The secondary deposits are the favored source of TiO_2 because they are sandy and easily converted to the finely ground raw material required for industrial processing, unlike primary deposits where minerals can be found in the rocks. In general, two chemical processes are employed to obtain the TiO_2 pigment, sulfate process (batch-closed) and chloride process (continuous-open), which employs advanced technology and has a lower cost than the sulfate process. The sulfate process is more labor intensive and has greater waste and higher environmental liability costs. A comparison of the primary advantages and disadvantages of the two processes for the manufacture of TiO_2 is provided in Table 2. In general, the sulfate process is considered an old process that produces TiO_2 on anatase and rutile crystalline phases; however, it generates a great volume of waste and some by-products that must be managed. On the other hand, the chloride process is a new technology that uses chlorine gas to produce the rutile TiO_2 crystalline phase and less waste than the sulfate process. This technology can be scalable for implementation for bigger industrial plants.

Table 1: Properties of some mineral of titanium.

Name (formulae)	TiO_2 (%w)	Color	Hardness (Mohs scale)	Density (g/cm^3)	Crystallographic system	Transparency
Ilmenite (FeTiO_3)	52.6	Black	5–6	4.5–5	Hexagonal	Opaque
Perovskite (CaTiO_3)	58	Black, brown, yellow	5.5	4.48	Monoclinic	
Rutile, anatase, brookite (TiO_2)	95	Reddish-brown, red, yellowish or black	6–6.5 (rutile) 5.5–6 (anatase and brookite)	4.2–5.5 (rutile) 3.8–3.9 (anatase) 4–4.1 (brookite)	Tetragonal (rutile, anatase) orthorhombic (brookite)	Opaque or semitransparent

Reprinted with permission from Ref. [15]. Copyright 2014 Scientific Research Publishing Inc.

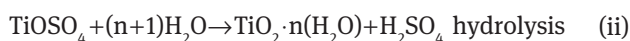
Table 2: Comparison of the sulfate and chloride processes.

Sulfate process	Chloride process
Long established and simple technology	New and advanced technology
Uses lower-grade, cheaper ores	Needs high-grade ore
Batch process	Continuous process
Large amount of waste materials formed	Small amount of waste formed, with toxicity problems: Cl_2 and TiCl_4
Pollution control expensive	Recovery and recycling of chlorine is possible
Produces anatase and rutile crystalline phases	Produces only rutile crystalline phase

Reprinted with permission from Ref. [19]. Copyright 2015 Essential Chemical Industry.

2.1 The sulfate process

The sulfate process requires a number of separate unit operations: acid digestion, hydrolysis, and calcination, as represented below (Figure 1). Acid digestion converts the raw mineral form to a Ti-sulfate form, which is hydrolyzed to a hydrated titanium oxide form and heated to dry and calcination of the material. Details for the separate operation are provided below and the overall chemistry of the process represented as:



Acid digestion: The raw mineral, ilmenite, is digested in concentrated sulfuric acid in 60% excess relative to the TiO_2 content. The excess acid plays a fundamental role to ensure 94–96% digestion and determines the particle size of the pigments. Subsequent hydrolysis, via an exothermic reaction, produces titanium sulfate (cake-like material). The undigested ore is filtered off, scrap iron is added to reduce the remaining Fe^{3+} , the temperature is reduced to 15°C to crystallize large quantities of iron (II) as sulfate heptahydrate ($\text{FeSO}_4 \cdot 7\text{H}_2\text{O}$), which is separated.

Hydrolysis: The titanium sulfate is heated to 109°C leading to hydrolysis, yielding a gel (precipitate) and a high quantity sulfuric acid (residual). The gel is subsequently washed to remove the remaining acid. Seed crystals are added to initiate crystallization leading predominantly to TiO_2 in the anatase and rutile phases. The crystalline phase of the final product can be controlled through the use of different seed crystals.

Calcination (drying): The final operation involves heating of the hydrolysis material in rotatory kilns ($200\text{--}300^\circ\text{C}$) to remove the water. For yielding, specific crystalline phases of the final product (rutile, anatase, or mix phases) should control the drying temperature, between 800°C and 850°C for the anatase phase or $900\text{--}930^\circ\text{C}$ for producing the rutile phase. In addition, control of the heating profiles (ramps) can be used to tailor physic/chemical properties.

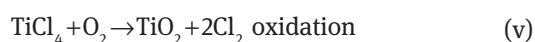
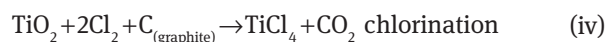
Post-treatment: The TiO_2 product (anatase, rutile, or mix phases) are ground and functionalized or undergo surface modification for specific applications.

The sulfate process generates residual sulfuric acid, which can be recycled and employed for the first step of the process (acid digestion). A large quantity of iron sulfate

heptahydrate is also produced, which can be decomposed to sulfuric acid and iron oxide, which is highly desirable for use in the steel industry.

2.2 The chloride process

The chloride process is a continuous process (Figure 2). In this, natural and synthetic rutile or titanium slags are used as starting materials for the generation of TiO_2 , transformations involved in the process and the overall chemistry of the process can be represented as:



The chloride process can be applied to a variety of raw materials, but is often applied to titanium slag, prepared from the mineral, ilmenite, which is composed of 52.6% TiO_2 .

Chlorination: Dry titanium ore material is heated in the presence of chlorine vapor, and a coke-assisted exothermic reaction is carried out at a temperature of $\sim 950^\circ\text{C}$ with the addition of molecular oxygen to the reaction.

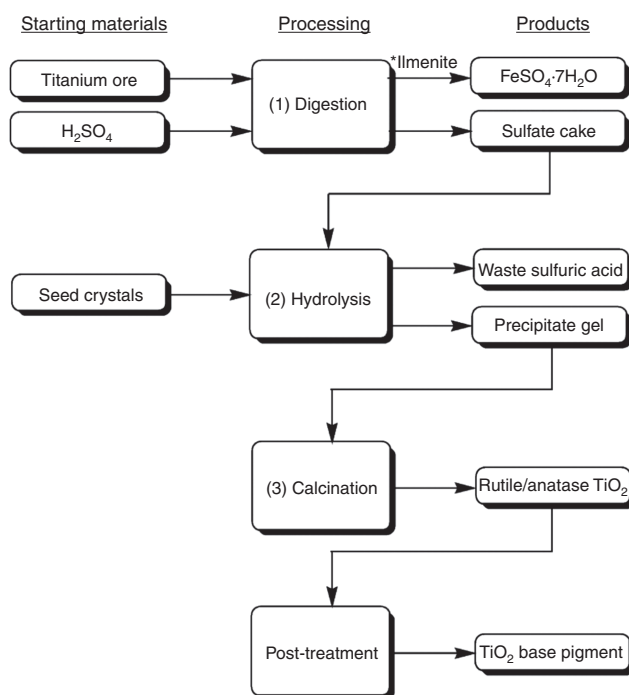


Figure 1: Representation the various stages of the sulfate process used for the manufacture of TiO_2 . Reprinted with permission from Ref. [15]. Copyright 2004 Royal Society of Chemistry.

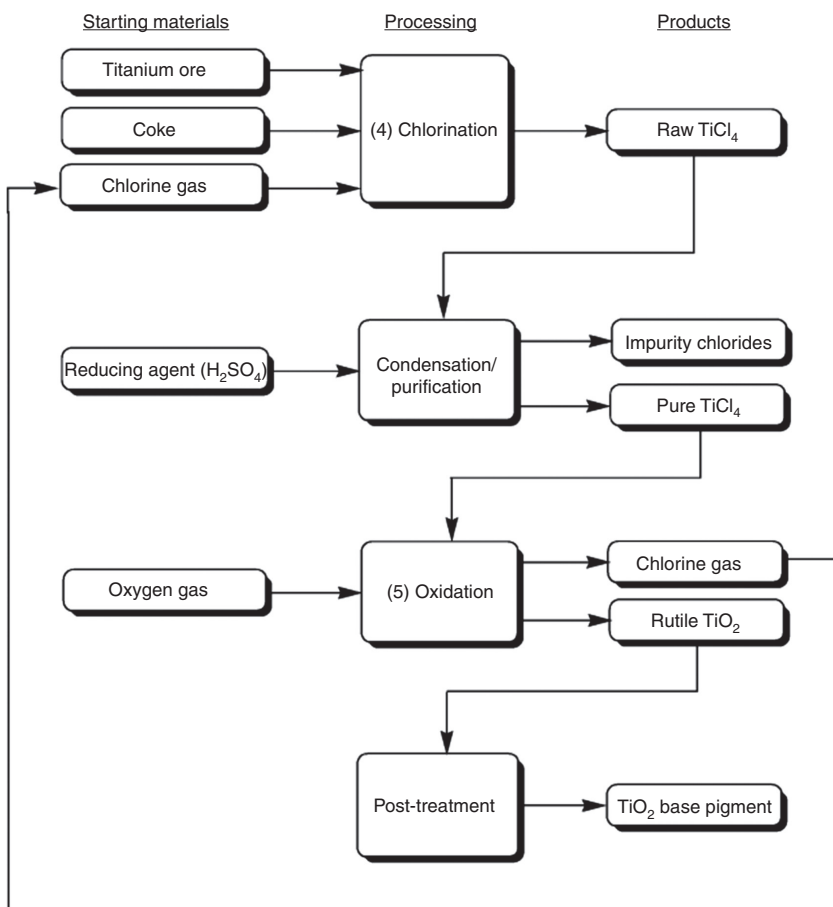


Figure 2: Industrial flow diagram representing the different stages of the chloride process used for the manufacture of rutile TiO₂ base pigments. Reprinted with permission from Ref. [15]. Copyright 2004 Royal Society of Chemistry.

The principal products of the reaction are gaseous titanium (TiCl₄) and carbon dioxide (CO₂) and other impurities; these impurities must be removed by distillation.

Oxidation: TiCl₄ (purified) is burned with oxygen at a reaction temperature of ~1000°C, producing the TiO₂ rutile phase, and the chlorine gas liberated as a by-product can be reused for chlorination, the first step of the process.

The chloride and sulfate processes are both extensively used in the large-scale production of TiO₂. The process employed depends on the specific application and desired properties. The older sulfate process produces anatase and rutile TiO₂ phases, generally desired for photocatalysts and quality paper and ceramics [20], and the rutile phase predominantly produced by the chloride process is employed for normal quality paper, paper laminates, plastics, paints, fibers, food, cosmetics, and most inks [21]. As economic and environmental terms, for industrial production, the continuous chloride process is favorable compared to the batch sulfate process.

In fact, large volume industrial processes operate with continuous feed, while batch processes are synonymous to low-volume production (such as, a pharmaceutical factory).

2.3 Advanced technique: sol-gel and aerosol

The development of TiO₂-based materials and industrial processes has been driven by the paint and coating applications where the TiO₂ pigments have been used for decades. With the advancement of material science and the evolution of synthetic methodologies allowing strict control of phase, size, and dispersion [22], now, it is possible to control the photocatalytic properties [23, 24]. TiO₂-coated windows and tiles are examples of self-cleaning materials; such materials have been used inside and outside to help the urban control of air pollutants. The Chubu International Airport (Japan) has glass windows, which are coated with a photocatalytic film [area of 20,000 m²

(2005)]. With the applications of nanophotocatalytic films on glass surface or concrete walls, self-cleaning has received tremendous attention [25]. In the future palazzo Milan-Italia with “The Tree of Life building”, the building was covered with thousands of panels made from photocatalytic impregnated cement. Upon solar excitation, the nanophotocatalysts in the cement are excited to generate reactive species, which in turn can convert a number of air pollutants (NO_x and others) in salts. This application was dubbed as the depolluting effect [26, 27]. Specific structures with self-cleaning TiO_2 -based materials are i) Cowboy Stadium (Dallas, TX, USA), ii) Tokyo University (Japan), iii) Kaigaya Station (Japan), and iv) Yas Marina Circuit (UAE) [28]. The most common cement-based materials (with photocatalytic properties) involve flat applications (roadways, roofing panels, roofing tiles), paint applications (interior and exterior paints, street furniture, masonry blocks), and tunnels (paints, concrete panels, concrete pavements, ultra-thin white-topping) [29].

The sol-gel process used to prepare TiO_2 -based nanophotocatalysts, employs chemical solutions to synthesize advanced inorganic materials (like semiconductors) at relatively low temperatures. The sol-gel process involves several steps: hydrolysis, condensation, polymerization, gelation, aging, drying, and finally, densification. Usually, alkoxide precursors are used; the hydrolysis and condensation reactions usually occur simultaneously. These

reactions are very sensitive to variables such as pH of the reaction, reflux temperature, water concentration, reaction time, and nature of the solvent. After obtaining the gel, following the aging, these then were dried and given heat treatment to obtain the desired nanophotocatalysts [23, 24]. This technique presents several advantages like versatility (to produce thin films and coatings, monoliths, composites, porous membranes, powders, and fibers), extended composition ranges, high homogeneity, high purity, and less energy consumption. However, the sol-gel method also has disadvantages: cost of precursors, poor processing reproducibility, shrinkage by drying (leading to cracking due to capillary stresses), preferential precipitation, and eliminating residual porosity and -OH groups and the difficulty to obtain a large amount of nanophotocatalysts. Figure 3 shows a schematic representation of the summary of the sol-gel process, techniques, and products [30]. This technique is a powerful tool to produce coatings and thin films of nanophotocatalysts. A number of methods are available to produce thin films: i) dip coating, ii) spin coating, iii) spray coating, iv) roller coating, and v) electro-phoretic deposition. Recently, Ferrari and his group [31] have reported new results in order to optimize the sol-gel synthesis of TiO_2 at the industrial scale; their results showed that TiO_2 , produced by the sol-gel using titanium tetraisopropoxide as the precursor, presented a high environmental impact and cost due to the energy

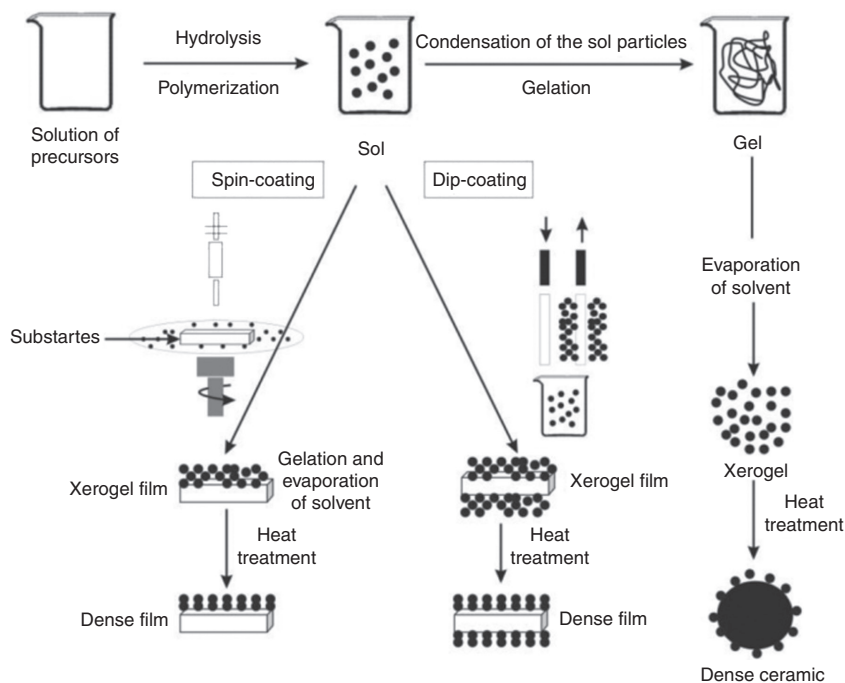


Figure 3: General scheme of possible routes to obtain thin films and powders by sol-gel technique. Reprinted with permission from Ref. [30]. Copyright 2014 Multidisciplinary Digital Publishing Institute.

used to prepare this precursor. This problem can be resolved by reducing the non-renewable energy consumption, using microwave technique to heating the reaction mixture due to the more efficient heat transfer mechanism, using renewable energy, as solar cells or substituting titanium tetraisopropoxide by other TiO_2 precursors.

The new industrial process to produce nanophotocatalysts is the aerosol process, where the manufacturing of TiO_2 is the largest product after carbon black, producing almost 5 million of tons by the year 2011 [32]. TiO_2 -like photocatalysts or anti-fogging films can be produced in scalable flame and plasma reactors with rates approximately 2 g/min [32, 33]. This process uses aerosol reactors for the synthesis of particles at high temperature assisted by flames, plasma, and spray. The principal advantage of this process is the control over the size and morphology of the particles, also allowing the obtaining of a single or multiple component (e.g. structure-kind core/shell or Janus particles) [34]. The size and morphology can be optimized by the understanding of the different kinds of mechanisms involved in the synthesis like the use of laminar or turbulent flow to control the coalescence of nanoparticles, and the principal disadvantage are i) the low quantity of production for scalable industrial application, ii) the presence of agglomerates and aggregates, iii) the use of high temperature 1000–1500°C, and iv) this process is limited to be used only by a liquid precursor-solvent mixture into the flame reactor [33]. The nanophotocatalyst formation involves several processes such as nucleation, coalescence (coagulation), and agglomeration. At nucleation, the liquid precursors are mixed with gases into the flame reactor generating droplets at different sizes, due to the high temperature of the pyrolysis by the combustion of CH_4/O_2 . These droplets are evaporated and produce small particles with a high concentration or supersaturation. On the flame, these primary particles can increase the size by coalescence processes, and finally, on the last part of the flame, these large particles can increase the size by agglomeration processes. The strict control on these processes allows the production of new nanophotocatalysts with specific properties. Figure 4 shows a schematic representation of the flame spray process.

3 Industrial characterization techniques

The photocatalytic properties of TiO_2 -based nano-materials are highly dependent on the structural features, and thus, the characterization is critical in the development,

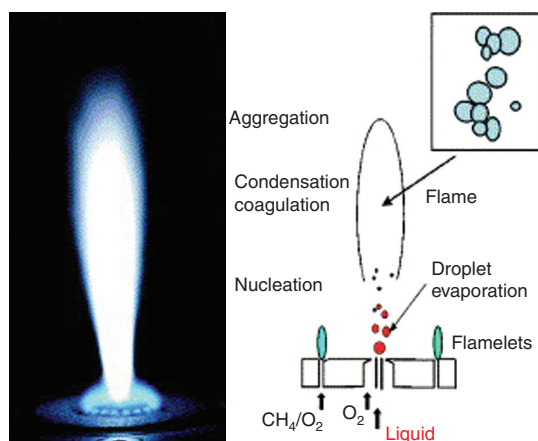


Figure 4: Flame spray pyrolysis and schematic of nanophotocatalyst formation. Reprinted with permission from Ref. [33]. Copyright 2002 Elsevier.

design, and application of TiO_2 . In general, the TiO_2 market has grown in the last century. In the last decade, this growth has been accelerated by nanoscience and nanotechnology; due to this reason, the TiO_2 -based nano-materials are used on different kinds of applications such as i) coatings (architectural, industrial, and automotive), ii) plastics (outdoors furniture, appliances, plastic bags, and boxes), iii) paper (quality magazines, catalogs, and laminates), and iv) specialties (ink, rubber, leather, and elastomers). Therefore, any application needs specific physicochemical properties of titania, and the industry needs to have control making adjustment on the processes of synthesis for supplying the current demand of titania. The industrial characterization techniques play a determinant role to control the different physicochemical properties of titania.

Characterization of the specific surface area [Brunauer, Emmett, and Teller (BET) and Barrett-Joyner-Halenda method (BH)], X-ray diffraction (XRD), density (g/cm^3), crystallite size [by nanoparticle tracking analysis (NTA), dynamic light scattering (DLS), scanning electron microscopy (SEM), and transmission electron microscopy (TEM)], ζ potential (surface charge), transparency (influence by the particle size), and contact angle (CA) are important to establish structure-reactivity relationships.

3.1 Specific surface area (SSA)

The SSA of a material is determined by the amount of molecular nitrogen physically adsorbed at equilibrium at its normal boiling point (-196°C) in a range of pressure less than an atmosphere. The records obtained are the volumes

of gas adsorbed at a series of pressures in the adsorption chamber, whose graph is named isotherms; the SSA, pore size, and pore area are determined therefrom. The International Union of Pure and Applied Chemistry (IUPAC) defines porosity as macroporous (>50 nm), mesoporous (2–50 nm), and microporous (≤ 2 nm). A number of methods exist to measure the specific surface area, the most common are BET and BJH [35, 36].

3.2 X ray diffraction (XRD)

XRD analysis has been used to determine the crystalline structure. Each crystalline solid has a unique characteristic X-ray pattern (fingerprint), which can be used for identification. XRD may also be used to determine the structure in the crystalline state, including the size and the shape of the unit cell. In the case of nanophotocatalysts with several crystallographic phases [30], some reports have been using this technique to determine the composition of the different phases; the detection limit is around 1–3% [37–39].

3.3 Particle size

Particle size is a critical property of the nanophotocatalysts because it directly affects the physical and chemical properties, band gap, reactivity, photo-reactivity, and others that can be modulated by nanoparticles. While a variety of techniques have been used to measure the average particle size at the industrial scale, the principal methods are:

3.3.1 Nanoparticle tracking analysis (NTA)

This unique method involves visualizing and analyzing particles (from 10–2000 nm) in liquids and relates the Brownian motion rate with the particle size. The movement rate is related to the viscosity of the liquid, temperature, and the particle size. The size of the particle can be determined by the scatter of the laser light (illumination source) [40].

3.3.2 Dynamic light scattering (DLS)

A simple convenient method, DLS, is one of the most popular light-scattering techniques. DLS allows for the measurement of the particle size from micron to

nanometer diameter by changes in the intensity of the light scattered from a suspension or solution. DLS measurements at a fixed angle can determine the mean particle size in a limited size range based on the analysis of the Brownian motion [41, 42].

3.3.3 Scanning electron microscopy (SEM) and transmission electron microscopy (TEM)

These techniques are used to characterize individual particles (measure of particle size and disseminate particles of aggregates). Modern electron microscopes have software to examine the size distribution and particle shape. High-resolution transmission electron microscopy (HRTEM) has the capacity to determine crystallographic information of the nanoparticles. The principal disadvantages are high cost and the time required for sample preparation. To conduct SEM measurements of nanophotocatalysts often requires preparation of the material as a film structure on a thin conductive layer (carbon or metallic). For TEM analysis, the thickness samples must be less of 100 nm. The practical resolutions for SEM and TEM are 1 and 0.1 nm [38, 43–45].

3.4 ζ Potential (surface charge)

Particles have a specific charge on the surface, which influences the properties of the materials. Adsorption of substrates at the surface of the nanoparticles and aggregation are dramatically affected by surface charge and are often controlled by electrostatic interactions. The surface charge is very important to consider in preparing suspensions or emulsions [46]. The surface charge, a powerful tool to understand the physical-chemical properties of the nanophotocatalysts, can be measured on powders or thin films of the nanophotocatalysts. The ζ potential is measured and used to determine the surface charge and the particle size. The ζ potential depends on the atomic arrangement of the material surface and is crucial in controlling the adsorption surface properties. The nanophotocatalysts can possess a different surface charge in an aqueous media depending on the chemical process used in the preparation and the solution pH [47, 48].

3.5 Optical transparency

The optical transparency is critical for self-cleaning coatings on glass or plastic materials. Such transparent coatings need to exhibit high transmittance (close to 85%) of

visible light. The transmittance can be modulated by the concentration TiO_2 in the material. The surface roughness (SR) also plays an important role in the transmittance as increasing SR leads to a fractional loss in optical transmission [49, 50].

3.6 Contact angle (CA)

The coatings or thin films of the nanophotocatalysts have received considerable attention for their unique property to undergo hydrophilic surface changes upon illumination. The UV light-initiated self-cleaning thin photocatalysts films [40] are valuable for a wide range of applications on the design of new materials for building materials (thin films over glass and new additives in concrete). In general, a TiO_2 thin film presents a contact angle of 10° (depending on roughness surface or pattern surface) (present a hydrophobic behavior), after the surface was exposed to UV light. The initial contact angle start to exhibit diminishing, which tends to be near the value of 0° , and at this stage (hydrophilic behavior), the surface becomes completely non-water repellent, called “highly hydrophilic”. This property can remain for a couple of days depending on the ambient conditions. This property is very relevant for self-cleaning functions or anti-fogging functions [51, 52].

4 Some applications

The production at the large scale of commercial nanophotocatalysts provides innumerable applications due to the easy accessibility to nanomaterial at low cost [15]. Therefore, we showed several applications of nano-titania [53], starting with the photocatalytic applications like artificial photosynthesis, photo-degradation of pollutants and hazardous compounds, smart materials (self-cleaning), among others.

4.1 Artificial photosynthesis

The high consumption of energy added to the contamination of megacities has increased the effort to find new materials that offer to reduce this global problem. From the middle of the 1990s, the artificial photosynthesis [54] has increased interest and is considered a new way to decrease the gas pollutants and simultaneously obtain organic compounds with high value in terms of commercial and environmental. The photocatalysts has been the most studied

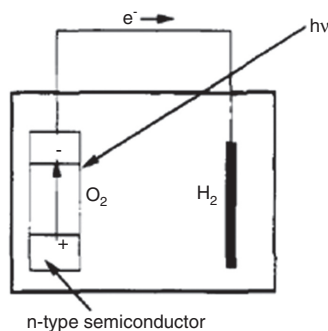


Figure 5: Representation illustration of liquid junction of TiO_2 electrode cell for solar water splitting. Reprinted with permission from Ref. [53]. Copyright 2002 American Chemical Society.

materials to be applied. In general, in this new research area, we can find two complementary schemes, first to study the water splitting for H_2 production [55] and second for the production of organic compounds from CO_2 [56].

Until now, hydrogen has just recently started to be considered as an alternative fuel on a large scale, presenting some advantages as renewable energy, clean, renewable, production of water (as a product of combustion). The principal disadvantage is the cost of generation and storage.

The photocatalytic hydrogen production offers a new alternative due to its low cost and being environmentally friendly. Hydrogen can be generated using solar energy and commercial TiO_2 , which has gained importance due to the strong catalytic activity and chemical stability [57, 58]. It is important to note that a co-catalyst has frequently been introduced to accelerate the water-splitting reaction. Owing to the fact that TiO_2 is activated by UV light, a small fraction of solar energy, dye molecules, or visible light-absorbing semiconductors can be good options to use as excitation sites over TiO_2 . On the other hand, photoelectrochemical systems for water splitting could be easily achieved using an external electric field, generally exhibiting a relatively high efficiency (Figure 5). However, these systems are expensive for practical applications [55, 59].

In the case of CO_2 reduction, the products are generally CO, formic acid, elemental C, formaldehyde, methanol, and methane. In all cases, the selectivity and efficiencies can be controlled by kinetic limitations and thermodynamic stability [60].

4.2 Photo-degradation of pollutants and hazardous compounds

Advanced oxidation processes (AOPs) have been used for the last decades for water purification and treatment or elimination of pollutants and hazardous compounds

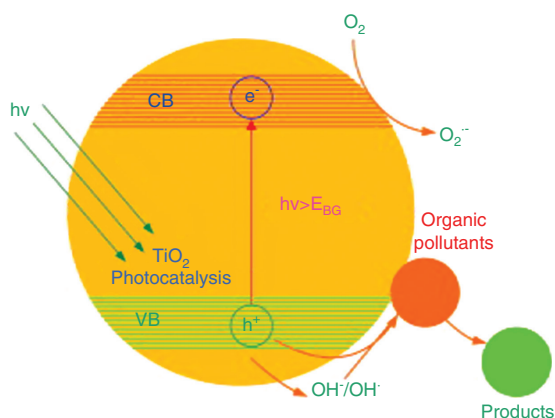


Figure 6: Schematic illustration of the processes by illumination on TiO₂, photo-generating of hole-electron pair, and resumption of the mechanism for the photo-degradation of pollutants and hazardous compounds. Reprinted with permission from Ref. [61]. Copyright 2012 Elsevier.


like pesticides, natural toxins, and other contaminants, through the generation of hole/electron pair (Figure 6). The tremendous promise of AOPs has resulted in a major demand of nanophotocatalysts because photocatalysis is among the most popular AOPs [61–64].

Owing to the availability to access solar energy for the photo activity of the nanophotocatalysts or the use of light-emitting diodes (LEDs) with low-energy consumption (for a continuous use system of 24 h), therefore, the energetic cost is low for the photo-degradation of pollutants, and hazardous compounds could be cheap and profitable [63].

The main industrial applications of TiO₂-based photocatalysts is for the degradation of dyes used in the textile industry [64], expired pharmaceutical compounds (drugs) [65], spills of toxic compounds like pesticides [66], natural toxins like cyanobacterial toxin microcystin-LR [61], and personal care products (such as a series of parabens) [67]. Such nanophotocatalysts have also been used for the treatment of winery wastewater using a photocatalytic reactor [68]. Today, the use of photoreactors of pilot plants has grown quickly in the development and use of different kinds of photocatalytic reactors, especially to be used with solar radiation [69–71].

4.3 Smart materials (self-cleaning)

The development and exploration of photocatalytic materials over the past two decades have been tremendous. In the capacity of self-cleaning and air cleaning simultaneously, these new kinds of applications, has focused on TiO₂ and ZnO because they show a high stability, low cost, and strong capacity of photo-decomposition of organic pollutants



Ordinary uncoated tile Hydrophilic tile coated with TiO₂

Figure 7: Illustration of uncoated and coated tile with a hydrophilic TiO₂ layer. Reprinted with permission from Ref. [75]. Copyright 2012 Multidisciplinary Digital Publishing Institute.

[72, 73]. In general, the nanophotocatalysts can be integrated on the surface to treat the glass of windows, walls of structures, or flat surfaces [74–77] or in the bulk of the structure (concrete) (Figure 7) [78–80]. Recently, TiO₂ has been used for prepared self-decontamination textiles [81–84] and showed a high performance to UV shielding and antibacterial activity.

5 Conclusion

The traditional industrial processes for the production of TiO₂, such as sulfate and chloride routes, have allowed for the production of nanophotocatalysts with well-defined properties such as anatase and rutile crystalline phases in the sulfate process and only rutile crystalline phase in the chloride process. On the other hand, emergent industrial processes for the production of nanophotocatalysts as sol-gel and aerosol have attracted tremendous attention because of its versatility in the production of films, powders, and composites due to smart materials can be designed at specific synthesis conditions. The use of techniques of material characterization plays an important role to understand and control the most important parameters in nanophotocatalysts, such as SSA, XRD, crystallite size, optical transparency, and contact angle. Finally, we showed some applications of industrial nanophotocatalysts and provide the excellent and practical applicability.

Acknowledgments: Gracia-Pinilla thanks CONACyT for the financial support at the Programa de Estancias Sabáticas al Extranjero, Grant 234104. Ramos-Delgado thanks CONACyT for the financial support at the Programa de Cátedras de Jóvenes Investigadores.

References

- [1] Pelaez M, Nolan NT, Pillai SC, Seery MK, Falaras P, Kontos AG, Dunlop PS, Hamilton WJ, Byrnen JA, O'Shea K, Enterazi MH, Dionysiou DD. A review on the visible light active titanium dioxide photocatalysts for environmental applications. *App. Catal. B: Env.* 2012, 125, 331–349.
- [2] Anandan S, Yoon M. Photocatalytic degradation of Nile red using TiO₂-β cyclodextrin colloids. *Catal. Commun.* 2004, 5, 271–275.
- [3] Hernández-Ramírez A, Medina-Ramírez I. *Photocatalytic Semiconductors, Synthesis, Characterization, and Environmental Applications*, Springer: Switzerland, 2015.
- [4] Yang M, Guo R, Kadel K, Liu Y, O'Shea K, Bone R, Wang X, He J, Li W. Improved charge transport of Nb-doped TiO₂ nanorods in methylammonium lead iodide bromide perovskite solar cells. *J. Mater. Chem. A* 2014, 2, 19616–19622.
- [5] Sathishkumar P, Anandan S, Maruthamuthu P, Swaminathan T, Zhou M, Ashokkumar M. Synthesis of Fe³⁺ doped TiO₂ photocatalysts for the visible assisted degradation of an azo dye. *Colloids Surf. A* 2011, 375, 231–236.
- [6] Ito S, Murakami TN, Zakeeruddin SM, Yazawa T, Mizuno M, Kayama S, Graetzel M. Effects of TiO₂ particle size on the performance of dye-sensitized solar cells using ionic liquid electrolytes. *Nano* 2014, 9, 1440010.
- [7] Colina-Márquez J, López-Vásquez A, Díaz D, Rendón A, Machuca-Martínez F. Photocatalytic treatment of a dye polluted industrial effluent with a solar pilot-scale CPC reactor. *J. Adv. Oxidation Technol.* 2009, 12, 93–99.
- [8] Ko S, Pekarovic J, Fleming PD, Ari-Gur P. High performance nano-titania photocatalytic paper composite. Part I: Experimental design study for TiO₂ composite sheet using a natural zeolite microparticle system and its photocatalytic property. *Mater. Sci. Eng. B* 2010, 166, 127–131.
- [9] Wegner K, Pratsinis SE. Scale-up of nanoparticle synthesis in diffusion flame reactors. *Chem. Eng. Sci.* 2003, 58, 4581–4589.
- [10] Li YF, Liu ZP. Particle size, shape and activity for photocatalysis on titania anatase nanoparticles in aqueous surroundings. *J. Am. Chem. Soc.* 2011, 133, 15743–15752.
- [11] Xu N, Shi Z, Fan Y, Dong J, Shi J. Effects of particle size of TiO₂ on photocatalytic degradation of methylene blue in aqueous suspensions. *Ind. Eng. Chem. Res.* 1999, 38, 373–379.
- [12] Hanley T, Krisnandi Y, Eldewik A, Luca V, Howe R. Nanosize effects in titania based photocatalyst materials. *Ionics* 2001, 7, 319–326.
- [13] Jang HD, Kim SK, Kim SJ. Effect of particle size and phase composition of titanium dioxide nanoparticles on the photocatalytic properties. *J. Nanopart. Res.* 2001, 3, 141–147.
- [14] Makwana NM, Tighe CJ, Guarr RI, McMillan PF, Darr JA. Pilot plant scale continuous hydrothermal synthesis of nano-titania; effect of size on photocatalytic activity. *Mater. Sci. Semicond. Process.* 2016, 42, 131–137.
- [15] Grant S, Freer AA, Winfield JM, Gray C, Overton TL, Lennon D. An undergraduate teaching exercise that explores contemporary issues in the manufacture of titanium dioxide on the industrial scale. *Green Chem.* 2004, 6, 25–32.
- [16] Gázquez M, Bolívar JP, García-Tenorio R, Vaca F. A review of the production cycle of titanium dioxide pigment. *Mater. Sci. Appl.* 2014, 5, 441–458.
- [17] U.S. Geological Survey. U.S. Department of the Interior. Mineral Commodity summaries 2015.
- [18] Chemours. Investors presentation, september 2015. https://s2.q4cdn.com/107142371/files/doc_presentations/2015/Delisle-Site-Visit.pdf.
- [19] Essential Chemical Industry ECI. <http://essentialchemicalindustry.org/>.
- [20] García-Benjume ML, Espitia-Cabrera MI, Contreras-García ME. Effect of synthesis parameters on the production of titania nanostructured spherical aggregates. *J. Ceram. Proc. Res.* 2010, 11, 198–203.
- [21] Sun J, Gao L, Zhang Q. Synthesizing and comparing the photocatalytic properties of high surface area rutile and anatase titania nanoparticles. *J. Am. Ceram. Soc.* 2003, 86, 1677–1682.
- [22] Jiang J, Oberdörster G, Elder A, Gelein R, Mercer P, Biswas P. Does nanoparticle activity depend upon size and crystal phase. *Nanotoxicology* 2008, 2, 33–42.
- [23] Ramos-Delgado NA, Hinojosa-Reyes L, Guzman-Mar IL, Gracia-Pinilla MA, Hernández-Ramírez A. Synthesis by sol-gel of WO₃/TiO₂ for solar photocatalytic degradation of malathion pesticide. *Catal. Today* 2013, 209, 35–40.
- [24] Ramos-Delgado NA, Gracia-Pinilla MA, Maya-Trevino L, Hinojosa-Reyes L, Guzman-Mar JL, Hernández-Ramírez A. Solar photocatalytic activity of TiO₂ modified with WO₃ on the degradation of an organophosphorus pesticide. *J. Hazard. Mater.* 2013, 263, 36–44.
- [25] Castaño JG, Velilla E, Correa L, Gómez M, Echeverría F. Ceramic insulators coated with titanium dioxide films: properties and self-cleaning performance. *Elec. Power Syts. Res.* 2014, 116, 182–186.
- [26] Mitsubishi Mat. Corp., EP 786,283.
- [27] Chenm DH, Li K, Yuan R. Photocatalytic coating on road pavements/structure for NO_x abatement, Technical Report, Texas Air Research Center, Lamar University, 2007, 18p.
- [28] Spasiano D, Marotta R, Malato S, Fernandez-Ibañez P, Di Somma I. Solar photocatalysis: materials, reactors, some commercial, and pre-industrialized applications. A comprehensive approach. *Appl. Cat. B: Env.* 2015, 170, 90–123.
- [29] Allen NS, Edge M, Verran J, Stratton J, Maltby J, Bygott C. Photocatalytic titania based surfaces: environmental benefits. *Polym. Degrad. Stab.* 2008, 93, 1632–1646.
- [30] Kołodziejczak-Radzimska A, Jesionowski T. Zinc oxide—from synthesis to application: a review. *Materials* 2014, 7, 2833–2881.
- [31] Pini M, Rosa R, Neri P, Bondioli F, Ferrari AM. Environmental assessment of a bottom-up hydrolytic synthesis of TiO₂ nanoparticles. *Green Chem.* 2015, 17, 518–531.
- [32] Stark WJ, Pratsinis SE. Aerosol flame reactors for manufacture of nanoparticles. *Powder Technol.* 2002, 126, 103–108.
- [33] Pratsinis S. Aerosol science and technology history and reviews-chapter 18. Research Triangle Institute: Cornwallis Road, NC 27709-2194 USA, 2011. ISBN: 978-1-934831-01-4.
- [34] Teoh WY, Amal R, Mädler L. Flame spray pyrolysis: an enabling technology for nanoparticles design and fabrication. *Nanoscale* 2010, 2, 1324–1347.
- [35] Sing KS. Reporting physisorption data for gas/solid systems with special reference to the determination of surface area and porosity. *Pure Appl. Chem.* 1985, 57, 603–619.
- [36] Akurati KK, Bhattacharya SS, Winterer M, Hahn H. Synthesis, characterization and sintering of nanocrystalline titania pow-

- ders produced by chemical vapour synthesis. *J. Phys. D: Appl. Phys.* 2006, 39, 2248.
- [37] Maya-Treviño ML, Guzmán-Mar JL, Hinojosa-Reyes L, Ramos-Delgado NA, Maldonado MI, Hernández-Ramírez A. Activity of the ZnO-Fe₂O₃ catalyst on the degradation of Dicamba and 2, 4-D herbicides using simulated solar light. *Ceram. Inter.* 2014, 40, 8701–8708.
- [38] Medina-Ramírez I, Liu JL, Hernández-Ramírez A, Romo-Bernal C, Pedroza-Herrera G, Jáuregui-Rincón J, Gracia-Pinilla MA. Synthesis, characterization, photocatalytic evaluation, and toxicity studies of TiO₂-Fe³⁺ nanocatalyst. *J. Mater. Sci.* 2014, 49, 5309–5323.
- [39] Li X, Xiong Y, Li Z, Xie Y. Large-scale fabrication of TiO₂ hierarchical hollow spheres. *Inorg. Chem.* 2006, 45, 3493–3495.
- [40] Filipe V, Hawe A, Jiskoot W. Critical evaluation of Nanoparticle Tracking Analysis (NTA) by NanoSight for the measurement of nanoparticles and protein aggregates. *Pharm. Res.* 2010, 27, 796–810.
- [41] Trainer MN, Freud PJ, Leonard EM. High concentration sub-micron particle size distribution by dynamic light scattering. *American Laboratory (Fairfield, Connecticut)* 1992, 24, 34.
- [42] Mogyorosi K, Dekany I, Fendler JH. Preparation and characterization of clay mineral intercalated titanium dioxide nanoparticles. *Langmuir* 2003, 19, 2938–2946.
- [43] Sathishkumar P, Mangalaraja RV, Rozas O, Mansilla HD, Gracia-Pinilla MA, Anandan S. Low frequency ultrasound (42kHz) assisted degradation of Acid Blue 113 in the presence of visible light driven rare earth nanoclusters loaded TiO₂ nanophotocatalysts. *Ultrason. Sonochem.* 2014, 21, 1675–1681.
- [44] Sathishkumar P, Mangalaraja RV, Mansilla HD, Gracia-Pinilla MA, Anandan S. Sonophotocatalytic (42 kHz) degradation of Simazine in the presence of Au-TiO₂ nanocatalysts. *Appl. Catal. B.* 2014, 160, 692–700.
- [45] Sathishkumar P, Mangalaraja RV, Rozas O, Mansilla HD, Gracia-Pinilla MA, Meléndrez MF, Anandan, S. Sonophotocatalytic degradation of Acid Blue 113 in the presence of rare earth nanoclusters loaded TiO₂ nanophotocatalysts. *Sep. Purif. Technol.* 2014, 133, 407–414.
- [46] Colloidal Dynamics ©, 1999. Electroacoustics Tutorials.
- [47] Chen X, Mao SS. Titanium dioxide nanomaterials: synthesis, properties, modifications, and applications. *Chem. Rev.* 2007, 107, 2891–2959.
- [48] Leddy N. Surface area and porosity. In *CMA Analytical Workshop*, 2012, pp. 1–28.
- [49] Latthe SS, Liu S, Terashima C, Nakata K, Fujishima A. Transparent, adherent, and photocatalytic SiO₂-TiO₂ coatings on polycarbonate for self-cleaning applications. *Coatings* 2014, 4, 2079–6412.
- [50] Hsu WP, Yu R, Matijević E. Paper whiteners: I. Titania coated silica. *J. Coll. Int. Sci.* 1993, 156, 56–65.
- [51] Kontos AI, Kontos AG, Tsoukleris DS, Vlachos GD, Falaras P. Superhydrophilicity and photocatalytic property of nanocrystalline titania sol–gel films. *Thin Solid Films* 2007, 515, 7370–7375.
- [52] Miyauchi M, Tokudome H. Super-hydrophilic and transparent thin films of TiO₂ nanotube arrays by a hydrothermal reaction. *J. Mater. Chem.* 2007, 17, 2095–2100.
- [53] Tong H, Ouyang S, Bi Y, Umezawa N, Oshikiri M, Ye J. Nanophotocatalytic materials: possibilities and challenges. *Adv. Mater.* 2012, 24, 229–251.
- [54] Bard AJ, Fox MA. Artificial photosynthesis: solar splitting of water to hydrogen and oxygen. *Acc. Chem. Res.* 1995, 28, 141–145.
- [55] Tachibana Y, Vayssieres L, Durrant JR. Artificial photosynthesis for solar water-splitting. *Nat. Photonics* 2012, 6, 511–518.
- [56] Hofmann MR, Moss JA, Baum MM. Artificial photosynthesis: semiconductors photocatalytic fixation of CO₂ to afford higher organic compounds. *Dalton Trans.* 2011, 40, 5151–5158.
- [57] Tryk DA, Fujishima A, Honda K. Recent topics in photoelectrochemistry: achievements and future prospects. *Electrochim. Acta* 2000, 45, 2363–2376.
- [58] Ni M, Leung MK, Leung DY, Sumathy K. A review and recent developments in photocatalytic water-splitting using TiO₂ for hydrogen production. *Renewable and Sustainable Energy Reviews* 2007, 11, 401–425.
- [59] Li X, Yu J, Low J, Fang Y, Xiao J, Chen X. Engineering heterogeneous semiconductors for solar water splitting. *J. Mater. Chem. A* 2015, 3, 2485.
- [60] Marszewski M, Cao S, Yu J, Jaroniec M. Semiconductor-based photocatalytic CO₂ conversion. *Materials Horizons* 2015, 2, 261–278.
- [61] Sharma VK, Triantis TM, Antoniou MG, He X, Pelaez M, Han C, Song W, O’Shea K, de la Cruz A, Kaloudis T, Hiskia A, Dionysiou DD. Destruction of microcystins by conventional and advanced oxidation processes: a review. *Sep. Purif. Technol.* 2012, 91, 3–17.
- [62] Sathishkumar P, Mangalaraja RV, Anandan S. Review on the recent improvements in sonochemical and combined sonochemical oxidation processes—a powerful tool for destruction of environmental contaminants. *Renew. Sust. Energy Rev.* 2016, 55, 426–454.
- [63] Hoffmann MR, Martin ST, Choi W, Bahnemann DW. Environmental applications of semiconductor photocatalysis. *Chem. Rev.* 1995, 95, 69–96.
- [64] Soares PA, Silva TF, Manenti DR, Souza SM, Boaventura RA, Vilar VJ. Insights into real cotton-textile dyeing wastewater treatment using solar advanced oxidation processes. *Environ. Sci. Pollut. Res.* 2014, 21, 932–945.
- [65] Batchu SR, Panditi VR, O’Shea KE, Gardinali PR. Photodegradation of antibiotics under simulated solar radiation: implications for their environmental fate. *Sci. Total Environ.* 2014, 470, 299–310.
- [66] Mueses MA, Machuca-Martínez F, Puma GL. Effective quantum yield and reaction rate model for evaluation of photocatalytic degradation of water contaminants in heterogeneous pilot-scale solar photoreactors. *Chem. Eng. J.* 2013, 215, 937–947.
- [67] Velegriki T, Hapeshi E, Fatta-Kassinos D, Poullos I. Solar-induced heterogeneous photocatalytic degradation of methylparaben. *Appl. Catal. B.* 2015, 178, 2–11.
- [68] Gimeno O, Rivas FJ, Beltrán FJ, Carbajo M. Photocatalytic ozonation of winery wastewaters. *J. Agric. Food Chem.* 2007, 55, 9944–9950.
- [69] Colina-Márquez J, Machuca-Martínez F, Li Puma G. Photocatalytic mineralization of commercial herbicides in a pilot-scale solar CPC reactor: photoreactor modeling and reaction kinetics constants independent of radiation field. *Environ. Sci. Technol.* 2009, 43, 8953–8960.

- [70] Colina-Márquez J, Machuca-Martínez F, Puma GL. Radiation absorption and optimization of solar photocatalytic reactors for environmental applications. *Environ. Sci. Technol.* 2010, 44, 5112–5120.
- [71] Malato S, Blanco J, Alarcón DC, Maldonado MI, Fernández-Ibáñez P, Gernjak W. Photocatalytic decontamination and disinfection of water with solar collectors. *Catal. Today* 2007, 122, 137–149.
- [72] Agrios AG, Pichat P. State of the art and perspectives on materials and applications of photocatalysis over TiO₂. *J. Appl. Electrochem.* 2005, 35, 655–663.
- [73] Carneiro JO, Teixeira V, Portinha A, Magalhaes A, Coutinho P, Tavares CJ, Newton R. Iron-doped photocatalytic TiO₂ sputtered coatings on plastics for self-cleaning applications. *Mater. Sci. Eng. B* 2007, 138, 144–150.
- [74] Graziani L, Quagliarini E, Bondioli F, and D'Orazio, M. Durability of self-cleaning TiO₂ coatings on fired clay brick façades: effects of UV exposure and wet and dry cycles. *Build. Environ.* 2014, 71, 193–203.
- [75] Karuppuchamy S, Iwasaki M, Minoura H. Physico-chemical, photoelectrochemical and photocatalytic properties of electrodeposited nanocrystalline titanium dioxide thin films. *Vacuum* 2007, 81, 708–712.
- [76] Dzik P, Veselý M, Chomoucká J. Thin layers of photocatalytic TiO₂ prepared by inkjet printing of a sol-gel precursor. *Journal of Advanced oxidation technologies* 2010, 13, 172–183.
- [77] Ibhaddon AO, Fitzpatrick P. Heterogeneous photocatalysis: recent advances and applications. *Catalysts*, 2013, 3, 189–218.
- [78] Schmidt M, Amrhein K, Braun T, Glotzbach C, Kamaruddin S, Tänzer R. Nanotechnological improvement of structural materials—impact on material performance and structural design. *Cement Concrete Composite* 2013, 36, 3–7.
- [79] Olar R. Nanomaterials and nanotechnologies for civil engineering. *Bull. Ist. Polit lasit* 2011, 57, 109–117.
- [80] Benedix R, Dehn F, Quaas J, Orgass M. Application of titanium dioxide photocatalysis to create self-cleaning building materials. *Lacer* 2000, 5, 157–168.
- [81] Senić Ž, Bauk S, Vitorović-Todorović M, Pajić N, Samolov A, Rajić D. Application of TiO₂ nanoparticles for obtaining self-decontaminating smart textiles. *Scientific Technical Review* 2011, 61, 63–72.
- [82] Lin H, Si Q, Yang L, Wu M. PCM nanocapsules and smart thermoregulation cotton textiles made thereof. *Text. Res. J.* 2009, 5, 022.
- [83] Galkina OL, Vinogradov VV, Vinogradov AV, Agafonov AV. Development of the low-temperature sol-gel synthesis of TiO₂ to provide self-cleaning effect on the textile materials. *Nanotechnol. Russ.* 2012, 7, 604–614.
- [84] Montazer M, Seifollahzadeh S. Enhanced self-cleaning, anti-bacterial and UV protection properties of nano TiO₂ treated textile through enzymatic pretreatment. *J. Photochem. Photobiol.* 2011, 87, 877–883.

Bionotes



Norma A. Ramos-Delgado
CONACYT Research Fellow-Instituto Tecnológico de Nuevo León, Tecnológico Nacional de México, Guadalupe, N.L., México

Norma A. Ramos-Delgado completed her BSc and MSc at the Autonomous University of Baja California, México. She obtained her PhD degree from the Universidad Autónoma de Nuevo León (2014), México. She joined the Nuevo Leon technology Institute in 2014, actually CONACYT Research Fellow-New Leon technology Institute, where her research involved developing titania-based photocatalysis and Environmental Analytical-Chemistry. https://www.researchgate.net/profile/Norma_Ramos-Delgado.



Miguel Á. Gracia-Pinilla
Facultad de Ciencias Físico Matemáticas & Centro de Investigación e Innovación y Desarrollo en Ingeniería y Tecnología CIIDIT, Universidad Autónoma de Nuevo León, San Nicolás de los Garza, N.L., México, miguelchem@gmail.com

Miguel Á. Gracia-Pinilla obtained his BS degree with honors from the National University of Colombia and his PhD from the Autonomous University of New Leon (2008), México, and then performed a sabbatical year at the Florida International University (FIU) USA (2015). He has worked at the Autonomous University of New Leon as an Associate Professor from 2008. He works on nanotechnology and its application to solar energy conversion and photocatalytic materials. https://www.researchgate.net/profile/Miguel_Angel_Pinilla.



Ramalinga Viswanathan Mangalaraja
Advanced Ceramics and Nanotechnology Laboratory, Department of Materials Engineering, University of Concepción, Concepción, Chile

Ramalinga Viswanathan Mangalaraja is a Professor Titular and Director at the Department of Materials Engineering, University of Concepción, Chile. He is the President of the Chilean Metallurgy and Materials Society. He studied Physics at the Maduri Kamaraj University and received his MSc in Materials Science in 1995 and MTech in Ceramic Technology and PhD in Technology in 2003 from the Anna University, India. He works on nanotechnology-driven energy ceramics (functional ceramics for energy applications) and micro-nano-structure-property relationship. http://www.materiales.udec.cl/docentes_mangalaraja.html.



Kevin O'Shea
Department of Chemistry and Biochemistry,
Florida International University, Miami,
FL, USA

Kevin O'Shea earned his BS degree with honors from CSU, Sacramento, and his PhD from UCLA in Chemistry. He is currently a Professor of Chemistry and Senior Associate Dean of the Graduate School at the Florida International University. His primary research interests are focused in the areas of the reactions of reactive oxygen species (ROS) with organic compounds of biological importance resulting in diseases and disorders and environmental applications of ROS related to water purification. He is the author or coauthor of over 123 refereed journal publications, and his work has received over 3217 citations with an H factor of 32. <http://www2.fiu.edu/~osheak/index.html>.



Dionysios D. Dionysiou
Environmental Engineering and Science
Program, Department of Biomedical,
Chemical and Environmental Engineering,
University of Cincinnati, Cincinnati, OH, USA

Dionysios D. Dionysiou is currently a Professor of Environmental Engineering and Science Program at the University of Cincinnati. He teaches courses and performs research in the areas of water quality, treatment, and monitoring. He is the author or coauthor of over 307 refereed journal publications, and his work has received over 9890 citations with an H factor of 53. http://ceas.uc.edu/bcee/Dr_Dionysios_Dionysiou.html.

Graphical abstract

Norma A. Ramos-Delgado, Miguel Á. Gracia-Pinilla, Ramalinga Viswanathan Mangalaraja, Kevin O'Shea and Dionysios D. Dionysiou
Industrial synthesis and characterization of nanophotocatalysts materials: titania

DOI 10.1515/ntrev-2016-0007
Nanotechnol Rev 2016; x(x): xxx-xxx

Review: This review examines the importance and versatility of TiO_2 as a photocatalyst, solar cell component, remediator of chemical pollutants and toxins, and other industrial uses. Traditional and new industrial synthesis routes as well as nanoscale characterization techniques are presented, complete with application examples such as photocatalysis, water/air purification, or disinfection.

Keywords: industrial synthesis; nanomaterials; nanophotocatalysts; photocatalysis; titania.

