



Aalborg Universitet

AALBORG UNIVERSITY
DENMARK

Review of current study methods for VRU safety

Appendix 7 – Systematic literature review: Self-reported accidents

Andersen, Camilla Sloth; Kamaluddin, Noor Azreena; Várhelyi, András; Madsen, Tanja Kidholm Osmann; Møller, Katrine Meltofte

Publication date:
2016

Document Version
Publisher's PDF, also known as Version of record

[Link to publication from Aalborg University](#)

Citation for published version (APA):

Andersen, C. S., Kamaluddin, N. A., Várhelyi, A., Madsen, T. K. O., & Møller, K. M. (2016). *Review of current study methods for VRU safety: Appendix 7 – Systematic literature review: Self-reported accidents*. Warsaw University of Technology.

General rights

Copyright and moral rights for the publications made accessible in the public portal are retained by the authors and/or other copyright owners and it is a condition of accessing publications that users recognise and abide by the legal requirements associated with these rights.

- ? Users may download and print one copy of any publication from the public portal for the purpose of private study or research.
- ? You may not further distribute the material or use it for any profit-making activity or commercial gain
- ? You may freely distribute the URL identifying the publication in the public portal ?

Take down policy

If you believe that this document breaches copyright please contact us at vbn@aub.aau.dk providing details, and we will remove access to the work immediately and investigate your claim.



Project No. 635895 — InDeV

InDeV: In-Depth understanding of accident causation for vulnerable road users

HORIZON 2020 - the Framework Programme for Research and Innovation

Deliverable 2.1 – part 5 of 5

Review of current study methods for VRU safety

Appendix 7 –Systematic literature review: Self-reported accidents

Due date of deliverable: (30.08.2016)

Start date of project: 01.May 2015

Duration: 36 months

Organisation name of lead contractor for this deliverable:
(Warsaw University of Technology, Poland)

Revision 1.2

		Dissemination Level	
PU		Public	X
PP	Restricted to other programme participants (including the Commission Services)		
RE	Restricted to a group specified by the consortium (including the Commission Services)		
CO	Confidential, only for members of the consortium (including the Commission Services)		

Document information

Authors

Appendix 7: Camilla Sloth Andersen, Aalborg University, Denmark
Noor Azreena Kamaluddin, Lund University, Sweden
András Várhelyi, Lund University, Sweden
Tanja K. O. Madsen, Aalborg University, Denmark
Katrine Meltofte, Aalborg University, Denmark

Project Coordinator

Aliaksei Laureshyn
Department of Technology and Society
Lund University
Box 118
221 00 Lund, Sweden

Phone: +46 46 222 91 31

Email: aliaksei.laureshyn@tft.lth.se

Coordinator of WP 2

Piotr Olszewski
Department of Civil Engineering
Warsaw University of Technology
Al. Armii Ludowej 16
00-637 Warsaw, Poland

Phone: +48 22 234 6331

Email: p.olszewski@il.pw.edu.pl

Project funding

Horizon 2020
Grant agreement No. 635895

Revision and History Chart

Version	Date	Comment
1.1	16-08-11	First draft
1.2	16-09-08	Second draft sent for review

This project has received funding from the *European Union’s Horizon 2020 research and innovation programme* under grant agreement No 635895.

This publication reflects only the authors’ view. Responsibility for the information and views expressed therein lies entirely with the authors. The European Commission is not responsible for any use that may be made of the information it contains.

Table of Contents

1.	Introduction	1
1.1.	Objective and scope of the literature study	1
2.	Method.....	2
2.1.	Search strategy	2
2.2.	Inclusion/exclusion criteria	2
2.3.	Screening process	3
2.4.	Codebook.....	4
3.	Characteristics of the reviewed studies	6
4.	The purpose of a self-reporting study	9
5.	Data collection.....	11
5.1.	Recruitment of respondents	11
5.2.	Sample size	12
5.3.	Response rate	12
5.4.	Collecting information on traffic accidents	13
5.5.	Recall period.....	14
5.6.	Follow-up	14
6.	Comparing self-reported data to other data sources	16
7.	Summary and Conclusions	17
8.	Literature	18

List of Figures

Figure 1: Flow chart of the screening process	4
Figure 2: Road user types involved in accidents reported in the studies. Note: Some studies include more than one type of road user but not all kinds.	7
Figure 3: Distribution of studies on regions.	8
Figure 4: Distribution of studies in our review depending on what the information from self-reported traffic accidents are used for.	9
Figure 5: Criteria for recruitment of respondents for studies.	11
Figure 7: Number of respondents per study.	12
Figure 6: Way of data collection in the studies reviewed. Note: Some studies have used more than one method for data collection.	13
Figure 8: Period of recall: How far back in time do respondents have to remember their traffic accidents?	14
Figure 9: Self-reported traffic accidents compared to other data sources.	16

List of Tables

Table 1: Search terms and keywords used in the literature search..... 2

Table 2: Grouping of studies with regard to their focus: practical/applied or methodological. 6

Table 3: Age group for respondents in the studies reviewed..... 7

List of Abbreviations

- VRU - Vulnerable road user
TRID - Transport Research International Documentation

1.Introduction

The main idea behind the self-reporting of accidents is to ask people about their traffic accidents and gain knowledge on these accidents as a supplement to the official records kept by police and/or hospitals. The ways of getting information from people can vary; people may be asked to fill out written questionnaires (either online or paper-based), interviews may be performed (either face-to-face or via telephone) and people may be asked to report their accident via an app on their mobile device. The method for gaining self-reported information thus varies greatly – and so does the information that people are asked to give. In most studies, only the number of accidents in which the respondent was involved is relevant for the researcher. In other studies, respondents are asked about possible accident causation factors, and some studies deal with respondents’ recall of the accident details. In other words, self-reporting can have many different aims depending on the research question that is being investigated.

1.1.Objective and scope of the literature study

A large systematic literature review is carried out in order to map the current practice when collecting self-reported traffic accidents. The purpose of the review is to identify studies where traffic accidents are reported by the involved road users.

Research questions for the literature study are:

- What is the purpose of collecting self-reported accidents?
- What are these data used for?
- How are data on accidents collected?
- How are respondents recruited, how many are they and what is the response rate?
- How far back are respondents asked to remember their accidents and are they asked more than once over a period of time?
- Are self-reported traffic accident data compared to data from other types of records on traffic accidents?

The methodology behind the literature review is presented in the following pages followed by the results from the review.

2. Method

2.1. Search strategy

Three databases were used in the search for publications: ScienceDirect, Scopus and Transport Research International Documentation (TRID).

The systematic literature review aimed at locating publications related to traffic accidents. Self-reporting of accidents is used in different fields of research including medicine and social science. Searching only using self-report and accident will therefore return a very high number of publications, where the majority are related to other kinds of accidents than traffic accidents. Therefore a combination of traffic related keywords were included. Search terms and combinations of keywords are shown in Table 1.

Table 1: Search terms and keywords used in the literature search.

First keyword	Second keyword	Third keyword
Accident OR Crash AND	self-report OR selfreport AND	Traffic OR Car OR Pedestrian OR Bus OR Truck OR Lorry OR Moped OR scooter OR motorcycle OR Taxi OR Bicyclist OR Vulnerable Road User

2.2. Inclusion/exclusion criteria

Only publications in English were included in the review. No time restrictions were applied for ScienceDirect and Scopus databases to retrieve more relevant papers. For TRID database the search was limited to the last 10 years due to large hits' results.

In the screening process of the search results the following inclusion criteria were used:

- The paper deals with traffic accidents, not other types of accidents
- Self-reporting means that people give information on at least the number of accidents but perhaps also more details either via face-to-face-interview,

telephone interview or questionnaire (paper or electronic). Notice that self-reports are not about comparing hospital data with police data unless the researcher has asked the patients about something related to their accident.

- The abstract is written in English

2.3. Screening process

The screening process is shown in **Błąd! Nie można odnaleźć źródła odwołania..** The initial search in the three databases resulted in 1379 publications. Hereof 208 were duplicates. From screening of the title and abstract 988 publications were excluded leaving 183 publications to be screened in full text. Thirty eight of those were excluded based on full text screened. Unfortunately, there are 13 papers we are unable to review due to access not granted. This leaves a total of 136 publications to be included in the review. A few of the publications describe more than one study of self-reported accidents which in total leaves 144 studies to be coded.

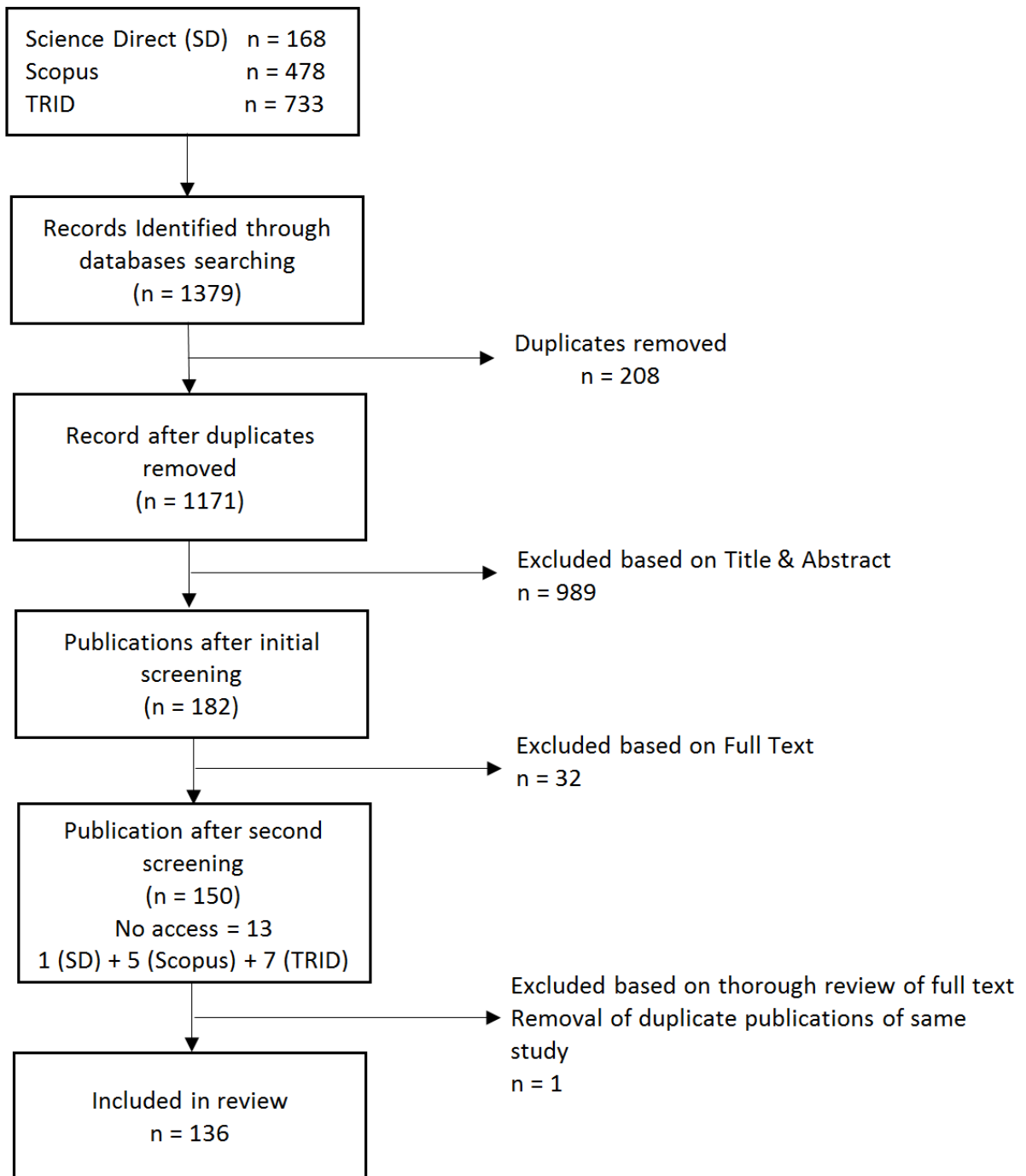


Figure 1: Flow chart of the screening process

2.4. Codebook

For the thorough review of the final publications a codebook was established. The codebook holds information on:

- Publication ID

- Full reference
- Link to publication
- Year of publication
- Non-inclusion criteria in case a paper was not included after all
- Whether or not the focus of the study was methodological or practical applied
- Language of the publication
- How data was collected in the study
- The period of which the respondent was asked to recall accidents
- How many times the respondent was asked to self-report and by which interval
- How were the respondents selected for the study
- Number of respondents
- Response rate
- Road user type included in the study
- Age group of the respondents
- In which country was the study conducted
- Whether the self-reported data compared to other types of accident data
- What the self-reported accidents were used for in the study
- General comments to the study

This review has a focus on mapping the current practice in the field of self-reporting of traffic accidents. However in the future there is also a need to review the methodology behind self-reporting studies. Therefore the codebook also includes a possibility to mark publications as interesting for such a review.

3.Characteristics of the reviewed studies

In this review the interest is to map the current practice in self-reporting studies. In the longer term however it will be interesting to map best practice; therefore it is important that the methodology behind self-reporting of accidents is developed. In the review it is mapped whether or not there is a focus on methodology or the focus mainly is on getting results in the form of accident data and using these data for analyses.

Of the 144 studies reviewed 109 mainly had a practical focus meaning the main focus is on the results – getting accident data, see Table 2. Eight studies had a strong methodological focus, for instance papers that discuss the validity of self-reported data in depth, or how memory works or which types of biases there were present in self-reported data (Arthur Jr et al., 2005; Bajaj et al., 2009; Berecki-Gisolf et al., 2015; Boufous et al., 2010a; Friesen & Gangadharan, 2013; Tin Tin, Woodward, & Ameratunga, 2013; Wåhlberg, 2011b). Twenty seven studies focused on both practical and applied issues as well as the methodological aspect of self-reporting of accidents.

Table 2: Grouping of studies with regard to their focus: practical/applied or methodological.

Applied/Practical	Methodological	Both
109	8	27

There is a great variation in the type of road user involved in accidents in self-reporting studies. Figure 2 shows which types of road users are included in the studies reviewed. Some studies include both pedestrians and bicyclist and thus appear in both columns in the figure. Twenty nine studies include all kinds of road users and do not distinguish between the types of accidents they wish to get reports of. Six studies include pedestrian accidents only and pedestrian combined with bicyclists (Grembek et al., 2014; Haworth & Schramm, 2011; Herslund & Jørgensen, 2003; Ibrahim et al., 2012; Loukaitou-Sideris et al., 2014; Twisk et al., 2015). Nineteen studies include bicyclist accidents either exclusively or combined with other types of vulnerable road users. The majority of studies focus solely on car accidents (77), while twelve studies include motorcycle accidents in the study. Four studies include only accidents with buses (Mallia et al., 2015; Salminen et al., 2009; Wåhlberg, 2011b; Wåhlberg, 2011b). Lastly, four of the studies report accidents of other types of road users (Beilock, 1995; Isho, Tashiro, & Usuda, 2015; Steg & van Brussel, 2009; Teyhan et al., 2016) and for two of the studies it is not specified which types of road users are included (Arthur Jr et al., 2005; Powell et al., 2007).

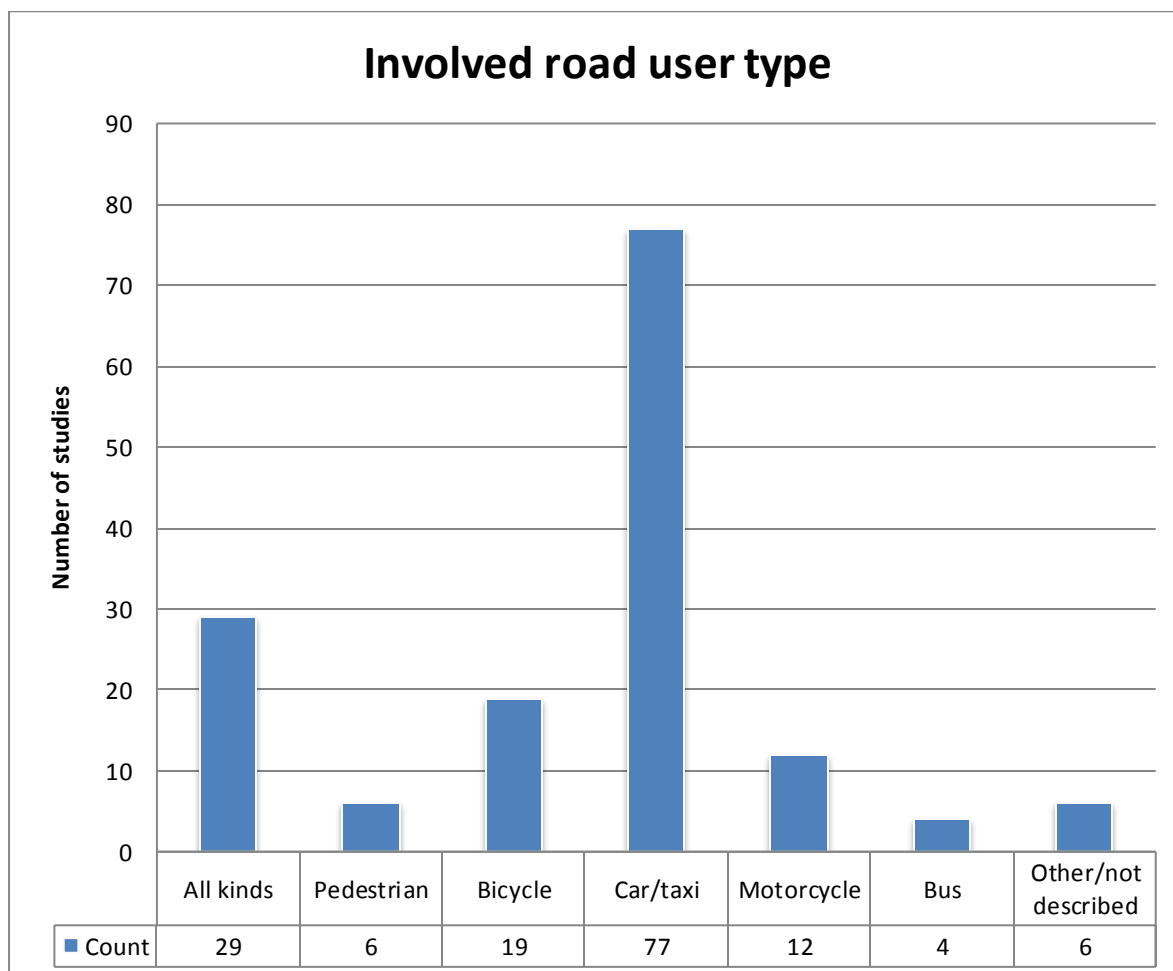


Figure 2: Road user types involved in accidents reported in the studies. Note: Some studies include more than one type of road user but not all kinds.

Besides differences in included road user types, the studies also vary by the age group the respondents are recruited from, see Table 3. The majority of studies (84) find respondents among adults from the legal age of obtaining driver’s license and with no upper age limit. Besides that, there are studies with a focus on children and youngsters (13) and elderly (14). Young drivers; from the age 17/18 years until 20 – 25 years of age; are specifically studied in 14 studies. In 15 studies the age group is another; typically this covers adults with an upper limit of age ranging from 30 to 88. In three studies the age group of the respondents is not specified (Friesen & Gangadharan, 2013; Grembek et al., 2014; Herslund & Jørgensen, 2003)

Table 3: Age group for respondents in the studies reviewed

Adults	Only children and youngsters	Only elderly	Not specified	Young drivers (17/18 – 20/25 years)	Other
85	13	14	3	14	15

Błąd! Nie można odnaleźć źródła odwołania. shows the distribution of studies on the regions of the world. Studies on self-reporting of traffic accidents are mainly conducted in Europe (47), North America (34) and Australia/New Zealand (39). One publication describes three studies in three African countries; Ghana, Tanzania and Uganda (Nordfjærn, Jørgensen, & Rundmo, 2012). Another publication reports of a study amongst taxi-drivers in South Africa (Peltzer & Renner, 2003). Thirteen studies were carried out in Asia, hereof 4 in China. In South America, six studies were accomplished, two of them reported in the same publication (Ledesma et al., 2010; Magalhães et al., 2011; Mamo et al., 2014; Poó et al., 2013; Wong et al., 2010). Only one study is conducted in the Middle East, more specifically a study of pedestrian accidents amongst student in Cairo in Egypt (Ibrahim et al., 2012). In Africa four studies were conducted.

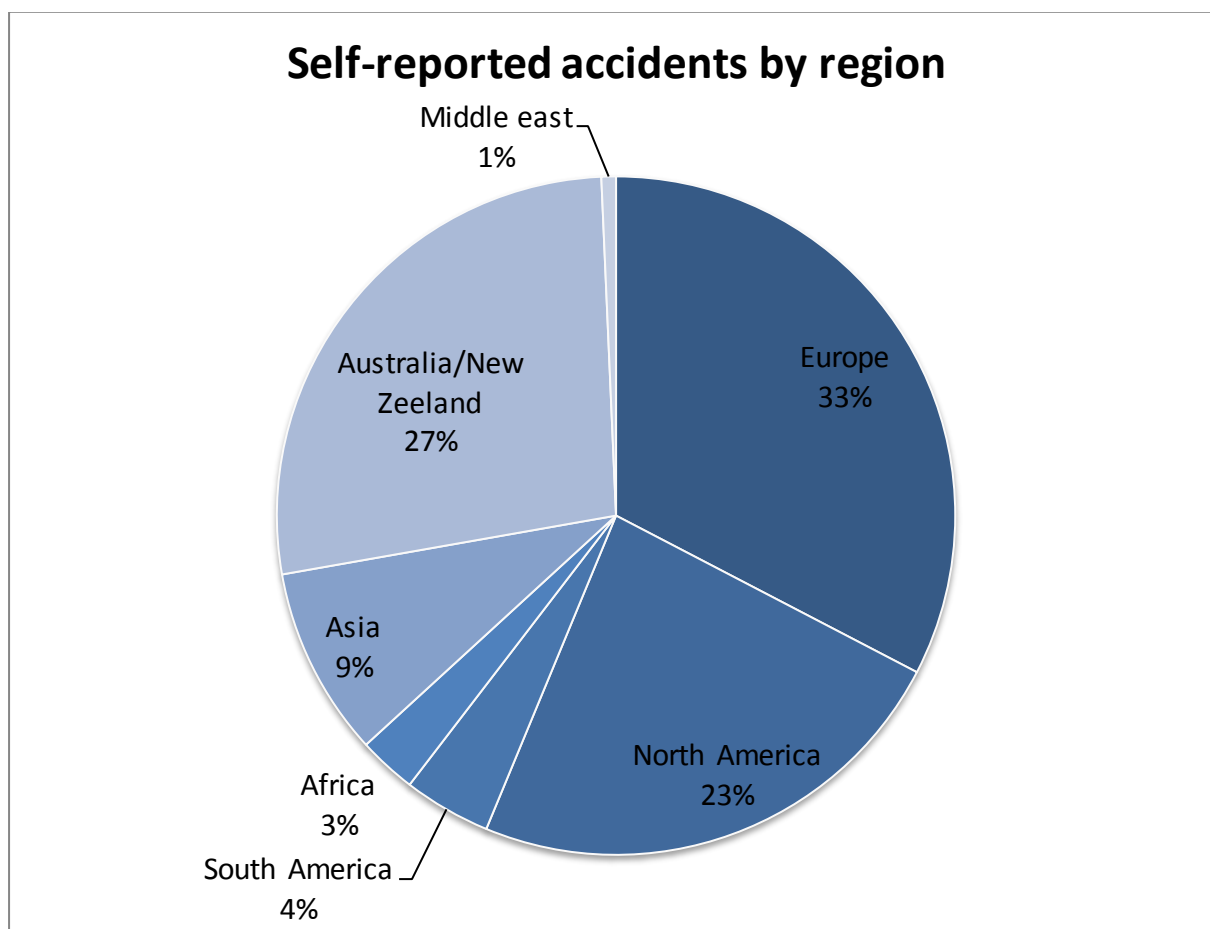


Figure 3: Distribution of studies on regions.

In summary, the studies reviewed focus mainly on car accidents involving adult road users. The majority of the studies were conducted in Europe, North America and Australia/New Zealand and have a practical and/or applied focus.

4. The purpose of a self-reporting study

Different incentives may initiate a self-reporting study. What are all these accident reports going to be used for? In **Błąd! Nie można odnaleźć źródła odwołania.** the distribution of incentives for self-reporting studies are shown. The majority of studies use the accident reports for evaluating the safety effect of a specific safety measure (50). Almost as many studies (46) use the reports for estimating the total number of traffic accidents within a specific group of people – for instance how many accidents elderly experience, or if the number of accidents for stroke survivors is different one year after their stroke compared to five years after their stroke.

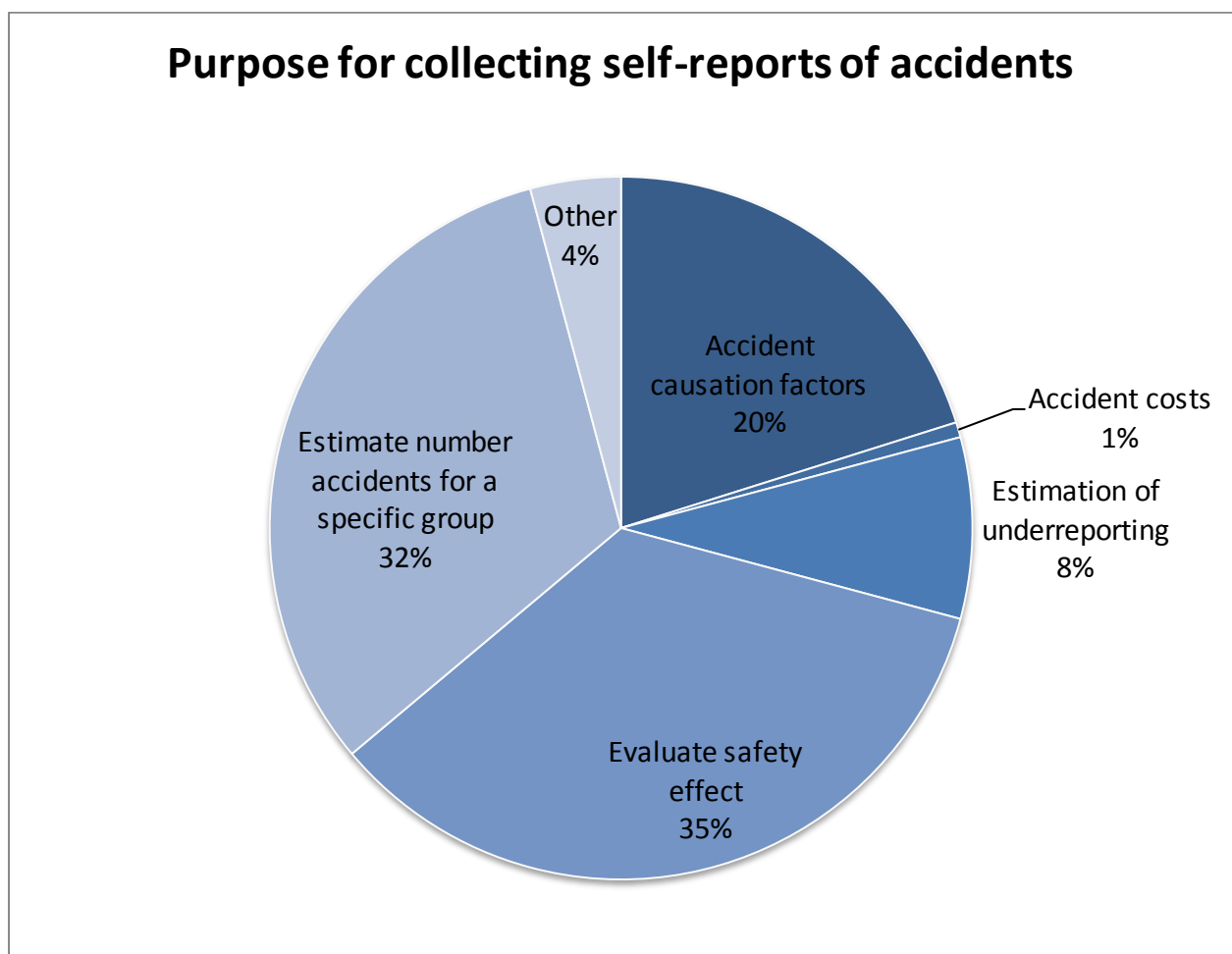


Figure 4: Distribution of studies in our review depending on what the information from self-reported traffic accidents are used for.

Twenty nine studies use the information from self-reports to shed light on accident causations factors (e.g. finding out if listening to music affects accident involvement). Twelve studies strive to estimate the underreporting of traffic accidents by using self-reported accidents compared to official statistics. One study uses the information from self-reported traffic accidents to estimate the cost of traffic accidents (de Rome et al., 2014).

Another six studies have other objects for collecting self-reported accidents. One seeks to identify the role of personality traits and road safety attitudes to accident risk (Mallia et al., 2015). Two studies used the information for validating a method for assessment of driving style from one country to another (Poó et al., 2013). Yet another study describes accidents involving children and seeks to suggest age-specific accident prevention measures (Kahl, Dortschy, & Ellsäßer, 2007). Furthermore self-reports are used to relate accident involvement with road rage experiences (Mann et al., 2007). Lastly, one study uses self-reported accidents to determine association between alcohol intake and traffic accidents (Valencia-Martin, Galan, & Rodriguez-Artalejo, 2008).

Of the studies focussing on the methodological aspects, five have the objective to estimate underreporting (Arthur Jr et al., 2005; Bajaj et al., 2009; Boufous et al., 2010a; Friesen & Gangadharan, 2013; Tin Tin et al., 2013) and 3 studies aim at evaluating a safety measure (Berecki-Gisolf et al., 2015; Jimenez-Mejias et al., 2013; Wählberg, 2011a).

5. Data collection

5.1. Recruitment of respondents

Respondents to provide information in self-reported traffic accidents studies are often sought to be a representative sample of the population one wish to examine. **Błąd! Nie można odnaleźć źródła odwołania.** gives a picture of what the basis for recruiting respondents are in the studies reviewed. In general, some specific criteria for inclusion in a study are used quite often either with random sampling or based on volunteers. Most studies (76) use a random sample with specific criteria. These are random samples with some specific criteria under which the randomness will be applied, e.g. road users who have had a stroke within the last year. Amongst those patients, 500 are randomly chosen for the possibility to participate in the study. Other studies base their recruitment on volunteers with specific criteria (32), e.g. a newspaper add asks for all citizens above age 65 to participate in the study.

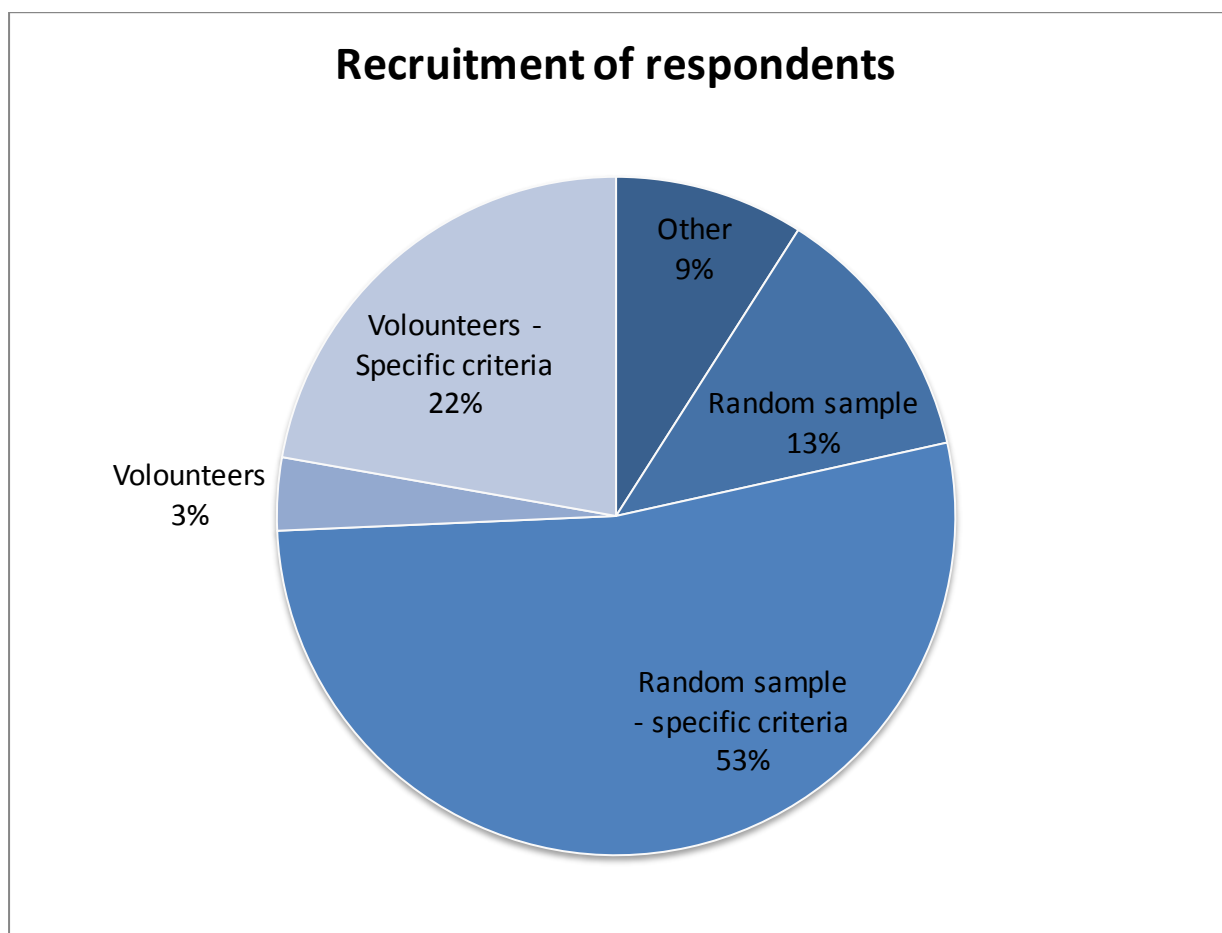


Figure 5: Criteria for recruitment of respondents for studies.

Eighteen studies use random sample to recruit respondents without any specific criteria. Five studies recruit respondents from volunteers amongst all road users (Arthur Jr et al., 2005; Bagdadi & Várhelyi, 2011; Grembek et al., 2014; Mann et al., 2007; Qu et al., 2014).

Thirteen studies use other methods for recruitment or the recruitment process is not described in the paper.

5.2. Sample size

The number of respondents range from 10 (Herslund & Jørgensen, 2003) to 1.750.918 (Vernon et al., 2002). For twenty five of the studies the number of respondents is not reported. For the remaining 129 studies the distribution on number of respondents is shown in **Błąd! Nie można odnaleźć źródła odwołania.** There are quite a few small studies with less than 1.000 respondents (57 in total).

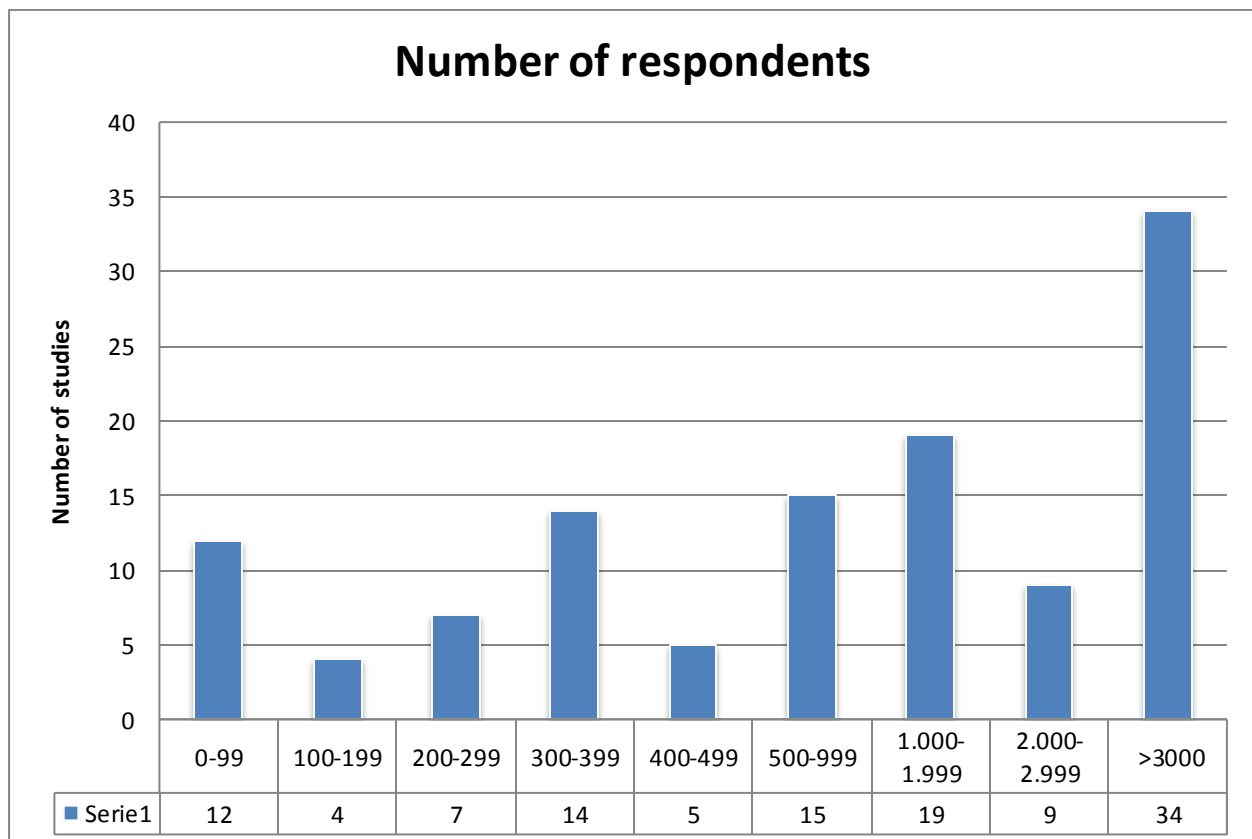


Figure 6: Number of respondents per study.

The number of necessary respondents vary depending of the objective of the study. However when considering studies with the objective of estimating underreporting the number of respondents still ranges from fifty eight (Hoggarth et al., 2009) to 10.000 (Hunter et al., 1993).

5.3. Response rate

The response rate is provided in some papers and can be calculated from others. However for forty two of the studies no response rate is available. In general the response rate ranges from 10 % to 100 %.

5.4. Collecting information on traffic accidents

Information on self-reported traffic accidents are in general collected either by interview or by questionnaire. Some studies used more than one method for data collection, i.e. both paper and online questionnaire. Thirty six studies use questionnaires without elaborating on the style of the questionnaire, hereof one study combines questionnaire with interviews (Chliaoutakis et al., 2002). Twenty nine studies use online questionnaires and thirty nine paper questionnaires – hereof one study uses both (Haworth & Schramm, 2011).

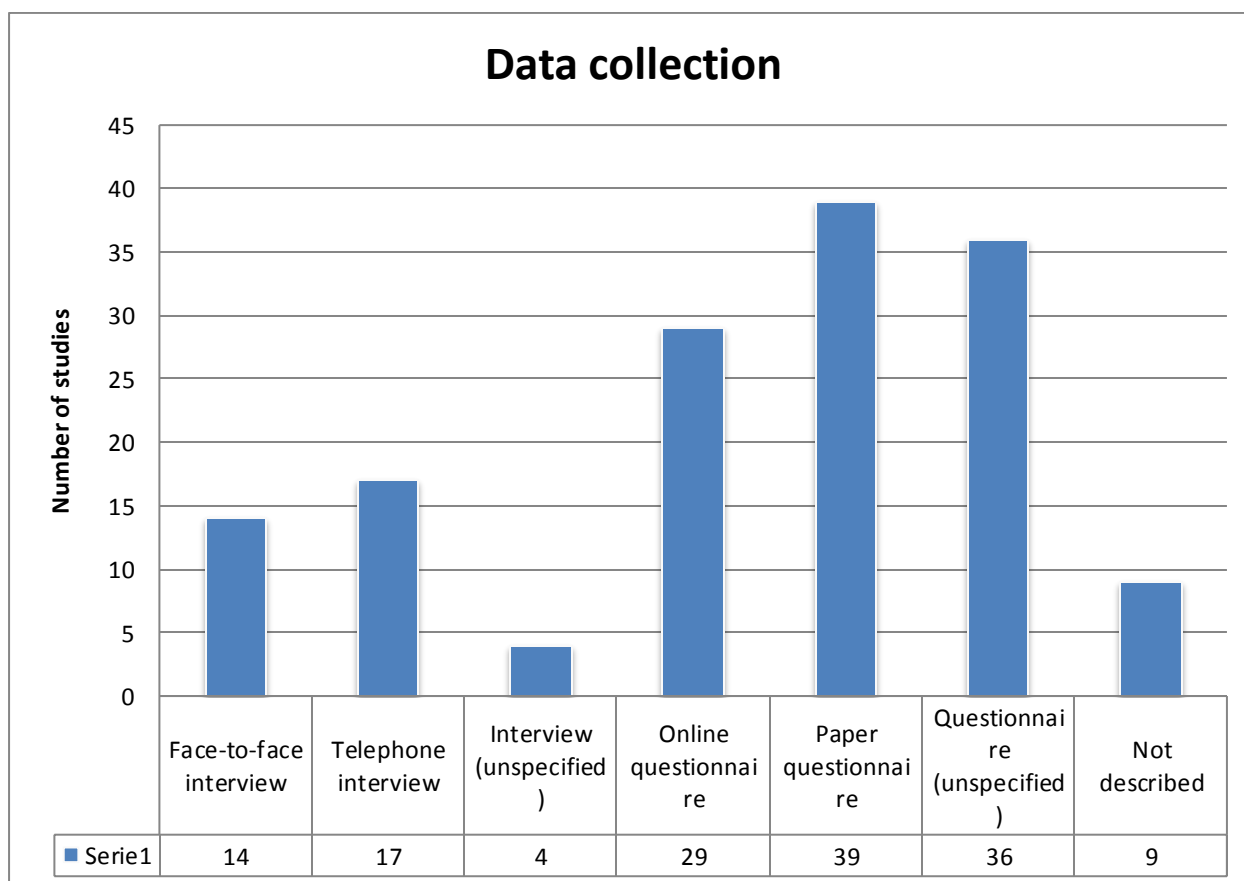


Figure 7: Way of data collection in the studies reviewed. Note: Some studies have used more than one method for data collection.

The second most common method for gathering self-reported accident data is interviews. Four studies use interviews without specifying whether or not this is face-to-face or telephone interview. One of the studies use interview combined with direct observations (Huang et al., 2011) and another study combines interviews with questionnaires (Chliaoutakis et al., 2002). The remaining two solely use interviews (Asbridge et al., 2014; Beilock, 1995).

Fourteen studies use face-to-face interviews in order to collect information on traffic accidents and seventeen use telephone interviews, hereof one study use both methods (De Rome et al., 2014a).

5.5. Recall period

Respondents in a self-reporting study have to recall their accidents for some time period back. A balance have to be between how many details the respondents are asked to recall and how far back they can remember those details. Two studies ask their respondents to remember their accidents the last month or less (Beilock, 1995; Laapotti et al., 2001). In the other end, respondents are asked to remember back further than 5 years (in 3 studies) (Anstey et al., 2009b; Magalhães et al., 2011; Wåhlberg, 2011a).

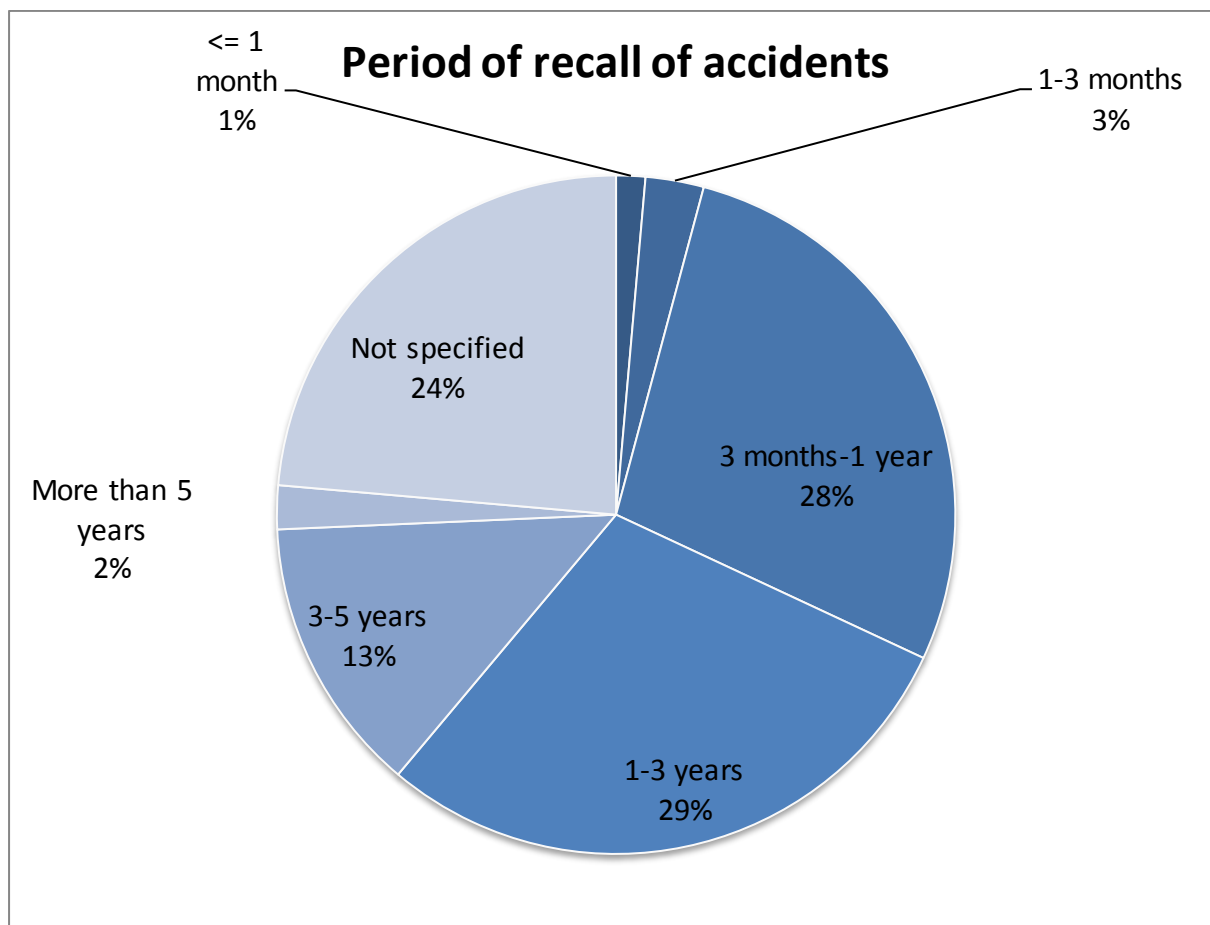


Figure 8: Period of recall: How far back in time do respondents have to remember their traffic accidents?

In between, there are four studies asking their respondents to remember their accidents under the last 1-3 months (Antonopoulos et al., 2011; Buckley & Sheehan, 2007; Dunstan et al., 2012; Qu et al., 2014); Forty studies ask the respondents to remember up till 1 year back; In forty two studies the respondents have to recall from 1 to 3 years back and in 19 studies the participants were asked to recall up till 5 years back. In thirty four studies it is not specified in the publication how far back respondents were asked to recall their accidents.

5.6. Follow-up

A few studies follow up the self-reporting by asking the respondents to report more than once. 122 studies only ask the respondent to report once. One study asks the respondents twice (Cheng & Ng, 2010). One study asks for self-report monthly over a

period of one year (Wood et al., 2009). In one study participants are asked every 1-3 months to recall their accidents (Poulos et al., 2015b).

In eight studies the participants are asked every 3 months – 1 year to recall their accidents (Hoggarth et al., 2009; Poulos et al., 2015a; Poulos et al., 2015b; Ross et al., 2012; Sakashita et al., 2014; Shaw et al., 2012; Wåhlberg, 2011a; Wåhlberg et al., 2010). Every second year respondents are asked to report their traffic accidents in 3 studies (Arthur Jr et al., 2005; Finestone et al., 2011; Owsley, McGwin Jr, Phillips, McNeal, & Stalvey, 2004). Lastly, eight studies ask the respondents with more than 2 years of interval (Alvarez & Marcos, 2010; Anstey et al., 2009; Bajaj et al., 2009; Begg & Gulliver, 2008; Begg et al., 2014; Fuller et al., 2013; Mayou & Bryant, 2003; Wundersitz, 2008).

6. Comparing self-reported data to other data sources

It is interesting to know if the information from the self-reported traffic accidents, for instance the number of accidents, the year of the accident or other details about the accident, is compared with another source of knowledge. As it is evident from **Błąd! Nie można odnaleźć źródła odwołania.** most studies (86) do not compare information from self-reports with other types of accident reports.

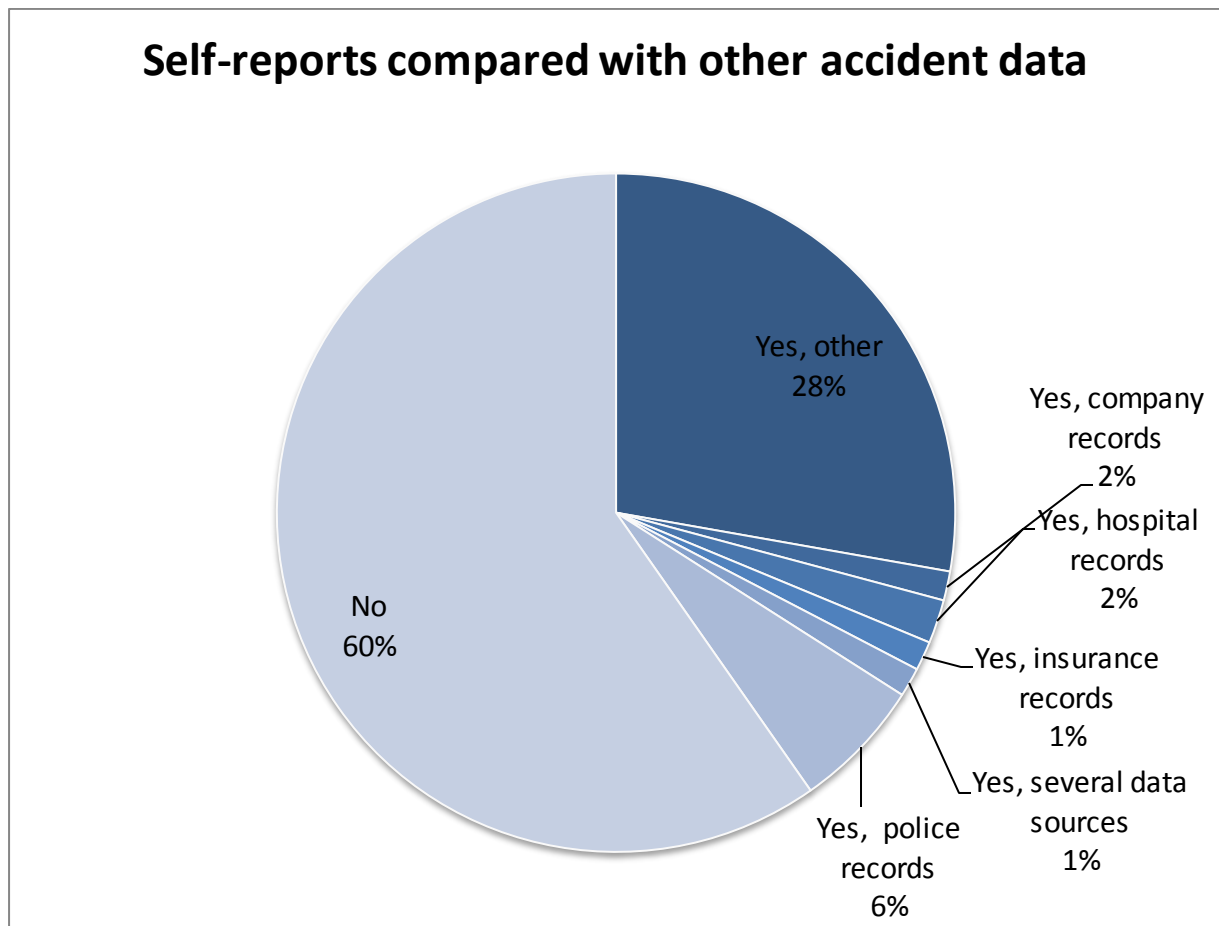


Figure 9: Self-reported traffic accidents compared to other data sources.

Forty percent of the studies do compare the information with data sources of some sort. Nine studies compare the information to police records (Anstey et al., 2009; Arthur Jr et al., 2005; Boufous et al., 2010a; Boufous et al., 2010; Hoggarth et al., 2009; Hunter et al., 1993; Laapotti et al., 2001; Ross et al., 2012; Vingilis et al., 2013). Two studies compare information from self-reports to insurance records (Dalziel & Job, 1997; Salminen et al., 2009). Three compare the information to hospital records (De Rome et al., 2014; Finestone et al., 2011; Mayou & Bryant, 2003). Two studies compare information from self-reported accidents to company records of accidents (Berecki-Gisolf et al., 2015; Verschuur & Hurts, 2008).

7. Summary and Conclusions

In summary, the studies reviewed focus mainly on car accidents involving adult road users. The majority of the studies were conducted in Europe, North America and Australia/New Zealand and have a practical and/or applied focus.

There are three different main objectives for collecting self-reported accidents; 1) To evaluate the safety effect of a specific measure, 2) Estimate the total number of accidents within a specific group of people, 3) Estimate accident causations factors.

More than half of the studies reviewed have recruited their respondents from a random sample – either a random sample of the total population in a country or more often a random sample amongst a specific group of people. The sample size in self-reporting studies varies from 10 to almost 2 million respondents. Likewise the response rate varies from around 10 % to 100 %. The sample size is not specified in twenty five studies, and the response rate not specified or retrievable in forty two of the studies.

Information on self-reported traffic accidents are in general collected either by interview or by questionnaire. Most commonly questionnaires, both online and paper, are used for collecting the information.

In more than half of the studies the respondents were asked to recall their accidents within the last 3 months – 1 year. In one fourth of the studies it was not described how far back in time respondents were asked to remember. Almost all studies only ask their respondents to self-report accidents once. A small percentage (15 %) of the studies asked their respondents to self-report twice or several times within a period of time.

Self-reported accidents are in 60 % of the studies not compared to other sources of accident data. However 40 % of the studies do compare the information with data sources of some sort such as hospital records, insurance records, police records or company records

8. Literature

- Aduen, P.A. Kofler, M.J., Cox, D.J., Sarver, D.E., Lunsford, E. (2015) Motor vehicle driving in high incidence psychiatric disability: Comparison of drivers with ADHD, depression, and no known Psychopathology. *Journal of Psychiatric Research*, pp59-66.
- Aduen, P.A. Kofler, M.J., Cox, D.J., Sarver, D.E., Lunsford, E. (2015) Motor vehicle driving in high incidence psychiatric disability: Comparison of drivers with ADHD, depression, and no known Psychopathology. *Journal of Psychiatric Research*, pp59-66.
- ALVAREZ, F.J., TRINIDAD GOMEZ-TALEGO T., MARCOS, A. (2010) Accident Rates for Drug-Dependent Patients in Treatment for Substance Dependence: A Pilot Trial. *Traffic Injury Prevention*, 11:460–465, 2010.
- Anne-Kristine Schanke, A-K., Rike, P-O., Mølmen, A., Østen, P.E. (2008) Driving Behaviour After Brain Injury: A Follow-Up Of Accident Rate And Driving Patterns 6–9 Years Post-Injury. *J Rehabil Med* 2008; 40: 733–736.
- Anstey, K.J., wood, J., caldwell, H., kerr, G., lord, S.R. (2009) Comparison of Self-Reported Crashes, State Crash Records and an On-Road Driving Assessment in a Population-Based Sample of Drivers Aged 69-95 Years. *Traffic Injury Prevention*, 10:84–90, 2009.
- Antonopoulos, C. N., Germeni, E., Bacopoulou, F., Kalampoki, V., Maltezos, S., Skalkidis, I., ... & Petridou, E. (2011). Assessing the impact of risk-taking behavior on road crash involvement among University students residing in two Mediterranean countries. *Safety science*, 49(6), 933-938.
- Arthur, W. Jr., Bell, S.T., Edwards, B.D., Day, E.A., Tubre, T.C., Tubre, A.H. (2005) Convergence of Self-Report and Archival Crash Involvement Data: A Two-Year Longitudinal Follow-Up. *HUMAN FACTORS*, Vol. 47, No. 2, Summer 2005, pp. 303–313.
- Asbridge, M., Mann, R., Cusimano, M. D., Tallon, J. M., Pauley, C., & Rehm, J. (2014). Cycling-related crash risk and the role of cannabis and alcohol: a case-crossover study. *Preventive medicine*, 66, 80-86.
- Bagdadi, O., Várhelyi, A. (2011) Jerky driving – an indicator for accident proneness? *Accident Analysis & Prevention*, 43, pp 1359–1363.
- Bajaj, J.S., Saeian, K., Schubert, C.M., Hafeezullah, M., Franco, J., Varma, R.R., Gibson, D.P., Hoffmann, R.G., Stravitz, R.T., Heuman, D.M., Sterling, R.K., Shiffman, M., Topaz, A., Boyett, S., Bell, D., Sanyal, A.J. (2009) Minimal Hepatic Encephalopathy Is Associated with Motor Vehicle Crashes: The Reality Beyond the Driving Test. *HEPATOLOGY*, October 2009.
- Begg, D.J., Gulliver, P. (2008) A Longitudinal Examination of the Relationship between Adolescent Problem Behaviors and Traffic Crash Involvement during Young Adulthood. *Traffic Injury Prevention*, 9:508–514, 2008.
- Begg, D.J., John D. Langley, J.D., Brookland, R.L., Ameratunga, S., Gulliver, P. (2014) Pre-licensed driving experience and car crash involvement during the learner and restricted, licence stages of graduated driver licensing: Findings from the New Zealand Drivers Study. *Accident Analysis and Prevention* 62 (2014) 153– 160.

- Beilock, R. (1995). Schedule-induced hours-of-service and speed limit violations among tractor-trailer drivers. *Accident Analysis & Prevention*, 27(1), 33-42.
- Berecki-Gisolf, J., Yiengprugsawan V., Matthew Kelly, M., McClure, R., Seubsman, S-A., Sleigh, A. et al. (2015) The Impact of the Thai Motorcycle Transition on Road Traffic Injury: Thai Cohort Study Results. *PLoS ONE* 10(3): e0120617. doi:10.1371/journal.pone.0120617.
- Bianco, A., Trani, F., Santoro, G., Angelillo, I.F. (2005) Adolescents’ attitudes and behaviour towards motorcycle helmet use in Italy. *Eur J Pediatr* (2005) 164: 207–211. DOI 10.1007/s00431-004-1604-9
- Bongers, S., Slottje, P., Portengen, L., Kromhout, H. (2016) Exposure to Static Magnetic Fields and Risk of Accidents among a Cohort of Workers from a Medical Imaging Device Manufacturing Facility. *Magnetic Resonance in Medicine* 75:2165–2174 (2016).
- Boufous, S., Ivers, R., Senserrick, T., Norton, R., Stevenson, M., Chen, H-Y., Lam, L.T. (2010) Risky Driving Behavior and Road Traffic Crashes Among Young Asian Australian Drivers: Findings From the DRIVE Study *Traffic Injury Prevention*, 11:222–227, 2010.
- Boufous, S., Ivers, R., Senserrick, T., Stevenson, M., Norton, R., Williamson, A. (2010a) Accuracy of self-report of on-road crashes and traffic offences in a cohort of young drivers: the DRIVE study. *Injury Prevention* 2010;16:275e277.
- Brandau, H., Daghofer, F., Hofmann, M., Spitzer, P. (2011) Personality subtypes of young moped drivers, their relationship to risk-taking behavior and involvement in road crashes in an Austrian sample. *Accident Analysis and Prevention* 43 (2011) 1713–1719.
- Bridie Scott-Parker, B., Proffitt, C. (2015) Validation of the Behaviour of Young Novice Drivers Scale (BYNDS) in a New Zealand young driver population. *Accident Analysis and Prevention* 77 (2015) 62–71.
- Bridie Scott-Parker, Barry Watson, Mark J. King, Melissa K. Hyde (2014) “I drove after drinking alcohol” and other risky driving behaviours reported by young novice drivers. *Accident Analysis and Prevention* 70 (2014) 65–73.
- Buckley, L., & Sheehan, M. C. (2007). Does an ecological model explain self-report motorcycle use and injuries among early adolescents?. *The Meeting Planners. Australasian road safety research policing education conference, 2007, Melbourne, Victoria, Australia*, 13p.
- Chang, H. L., & Yeh, T. H. (2007). Motorcyclist accident involvement by age, gender, and risky behaviors in Taipei, Taiwan. *Transportation Research Part F: Traffic Psychology and Behaviour*, 10(2), 109-122.
- Chen, Y. L. (2007). Driver personality characteristics related to self-reported accident involvement and mobile phone use while driving. *Safety Science*, 45(8), 823-831.
- Cheng, A. S. K., & Ng, T. C. K. (2010). Development of a Chinese motorcycle rider driving violation questionnaire. *Accident Analysis & Prevention*, 42(4), 1250-1256.
- Chliaoutakis, J. E., Demakakos, P., Tzamalouka, G., Bakou, V., Koumaki, M., & Darviri, C. (2002). Aggressive behavior while driving as predictor of self-reported car crashes. *Journal of safety Research*, 33(4), 431-443.

- Cœugnet, S., Naveteur, J., Antoine, P., & Anceaux, F. (2013). Time pressure and driving: Work, emotions and risks. *Transportation research part F: traffic psychology and behaviour*, 20, 39-51.
- Cunningham, R., Carter, K., Connor, J., Fawcett, J. (2010) Does health status matter for the risk of injury? *THE NEW ZEALAND MEDICAL JOURNAL*. Journal of the New Zealand Medical Association. NZMJ 17 December 2010, Vol 123 No 1327; ISSN 1175 8716 Page 1-12.
- Dalziel, J. R., & Job, R. S. (1997). Motor vehicle accidents, fatigue and optimism bias in taxi drivers. *Accident Analysis & Prevention*, 29(4), 489-494.
- Darby, P., Will Murray, W., Raeside, R. (2009) Applying online fleet driver assessment to help identify, target and reduce occupational road safety risks. *Safety Science* 47 (2009) 436–442.
- Davey, J. D., Freeman, J. E., & Wishart, D. E. (2006). A study predicting crashes among a sample of fleet drivers.
- De Rome, L., Boufous, S., Georgeson, T., Senserrick, T., & Ivers, R. (2014). Cyclists’ clothing and reduced risk of injury in crashes. *Accident Analysis & Prevention*, 73, 392-398.
- De Rome, L., Boufous, S., Georgeson, T., Senserrick, T., Richardson, D., Ivers, R. (2014) Bicycle Crashes in Different Riding Environments in the Australian Capital Territory. *Traffic Injury Prevention* (2014) 15, 81–88.
- Dunstan, K., Buckley, L., Reveruzzi, B., Chapman, R. L., & Sheehan, M. C. (2012). Reducing road related injuries for young adolescents: an investigation of truancy as a risk factor.
- Finestone, H.M., Guo, M., O’hara, P., Greene-Finestone, L., Marshall, S.C., Hunt, L., Jessup, A., Biggs, J. (2011) Department of Transportation vs Self-reported Data on Motor Vehicle Collisions and Driving Convictions for Stroke Survivors: Do They Agree? *Traffic Injury Prevention*, 12:327–332, 2011.
- Friesen, L., & Gangadharan, L. (2013). Designing self-reporting regimes to encourage truth telling: An experimental study. *Journal of Economic Behavior & Organization*, 94, 90-102.
- Fuller, D., Gauvin, L., Morency, P., Kestens, Y., Drouin, L. (2013) The impact of implementing a public bicycle share program on the likelihood of collisions and near misses in Montreal, Canada. *Preventive Medicine* 57 (2013) 920–924.
- Gander, P.H., Marshall, N.S., Harris, R.B., Reid, P. (2005) Sleep, sleepiness and motor vehicle accidents: a national survey. *AUSTRALIAN AND NEW ZEALAND JOURNAL OF PUBLIC HEALTH* 2005 VOL. 29 NO. 1.
- Goldenbeld, C., Houtenbos, M., Ehlers, E., & De Waard, D. (2012). The use and risk of portable electronic devices while cycling among different age groups. *Journal of safety research*, 43(1), 1-8.
- Gras, M. E., Font-Mayolas, S., Planes, M., & Sullman, M. J. (2014). The impact of the penalty point system on the behaviour of young drivers and passengers in Spain. *Safety science*, 70, 270-275.
- Gregersen, N. P. (1994). Systematic cooperation between driving schools and parents in driver education, an experiment. *Accident Analysis & Prevention*, 26(4), 453-461.

- Grembek, O., Medury, A., Orrick, P., Leung, K., Ragland, D. R., Loukaitou-Sideris, A., Fink, C. N. Y., Resnick, J., Wong, N., Shafizadeh, K., and Khan, G. (2014). A Comparative Analysis of Pedestrian and Bicyclist Safety Around University Campuses. University of California Transportation Center.
- Harrison, W. A., & Christie, R. (2005). Exposure survey of motorcyclists in New South Wales. *Accident Analysis & Prevention*, 37(3), 441-451.
- Hassan, H. M., & Abdel-Aty, M. A. (2013). Exploring the safety implications of young drivers' behavior, attitudes and perceptions. *Accident Analysis & Prevention*, 50, 361-370.
- Haworth, N. L., & Schramm, A. J. (2011). Adults cycling on the footpath: what do the data show? 10p. from <http://acrs.org.au/publications/conference-papers/database/>; <https://trid.trb.org/view/1131436>.
- Haymes, S.A. LeBlanc, R.P, Nicolela, M.T., Chiasson, L.A., Chauhan, B.C. (2007) Risk of Falls and Motor Vehicle Collisions in Glaucoma. *Investigative Ophthalmology & Visual Science*, March 2007, Vol. 48, No. 3.
- Henriksson, P., Levin, L., Willstrand, T., and Peters, B. (2014). Challenging situations, self-reported driving habits and capacity among older drivers (70+) in Sweden. VTI notat 9A–2014. Swedish National Road and Transport Research Institute (VTI).
- Herslund, M. B., & Jørgensen, N. O. (2003). Looked-but-failed-to-see-errors in traffic. *Accident Analysis & Prevention*, 35(6), 885-891.
- Hoggarth, P., Jones, R., Innes, C., & Dalrymple-Alford, J. (2009). Driving assessment and subsequent driving outcome: A prospective study of safe and unsafe healthy driver groups. In *Proceedings of the 5th International Driving Symposium on Human Factors in Driver Assessment, Training, and Vehicle Design* (pp. 433-439).
- Hollingworth, M. A., Harper, A. J., & Hamer, M. (2015). Risk factors for cycling accident related injury: the UK Cycling for Health Survey. *Journal of Transport & Health*, 2(2), 189-194.
- Huang, Y. H., Zhang, W., Murphy, L., Shi, G., & Lin, Y. (2011). Attitudes and behavior of Chinese drivers regarding seatbelt use. *Accident Analysis & Prevention*, 43(3), 889-897.
- Hulya Sirin, H., Weiss, H.B., Sauber-Schatz, E.K., Dunning, K. (2007) Seat Belt use, Counseling and Motor-Vehicle Injury During Pregnancy: Results from a Multi-State Population-Based Survey. *Matern Child Health J* (2007) 11:505–510. DOI 10.1007/s10995-007-0190-7
- Hunter, W. W., Stewart, J. R., Stutts, J. C., & Rodgman, E. A. (1993). Observed and self-reported seat belt wearing as related to prior traffic accidents and convictions. *Accident Analysis & Prevention*, 25(5), 545-554.
- Ibrahim, J.M., Day, H., Hirshon, J.M., El-Setouhy, M. (2012) Road risk-perception and pedestrian injuries among students at Ain Shams University, Cairo, Egypt. *J Inj Violence Res*. 2012 Jul; 4(2): 65-72.
- Isho, T., Tashiro, H., & Usuda, S. (2015). Accelerometry-based gait characteristics evaluated using a smartphone and their association with fall risk in people with chronic stroke. *Journal of Stroke and Cerebrovascular Diseases*, 24(6), 1305-1311.

- Iversa, R.Q., Sakashitaa, C., Senserrickb, T., Elkingtona, J., Loa, S., Boufousb, S., de Rome, L. (2016) Does an on-road motorcycle coaching program reduce crashes in novice riders? A randomised control trial. *Accident Analysis and Prevention* 86 (2016) 40–46.
- Jelalian, E., Alday, S., Spirito, A., Rasile, D., & Nobile, C. (2000). Adolescent motor vehicle crashes: the relationship between behavioral factors and self-reported injury. *Journal of adolescent health*, 27(2), 84-93.
- Jiménez-Mejías, E., Lardelli-Claret, P., Jiménez-Moleón, J.J., Amezcua-Prieto, C., Pulido Manzanero, J., de Dios Luna-del-Castillo, J. (2013) Decomposing the association between the amount of exposure and the frequency of self-reported involvement in a road crash. *Injury Prevention* 2013;19:280–283.
- Kahl, H., Dortschy, R., Ellsäßer G. (2007) Verletzungen bei Kindern und Jugendlichen (1–17 Jahre) und Umsetzung von persönlichen Schutzmaßnahmen Ergebnisse des bundesweiten Kinder- und Jugendgesundheits surveys (KiGGS) (In German) "Injuries among children and adolescents (1-17 years) and implementation of safety measures: Results of the nationwide german health interview and examination survey for children and adolescents". *Bundesgesundheitsbl - Gesundheitsforsch - Gesundheitsschutz* 5/6 · 2007
- Kerry Armstrong, Patricia Obst, Kerrie Livingstone and Narelle Haworth (2009). Investigation of Differences in Crash Characteristics Between Males and Females Involved in Fatigue-Related Crashes or Close-Call Events. *Women's Issues in Transportation, Summary of the 4th International Conference. Volume 2: Technical Papers.* Pp 26-33. Transportation Research Board of the National Academies.
- King, Y., & Parker, D. (2008). Driving violations, aggression and perceived consensus. *Revue Européenne de Psychologie Appliquée/European Review of Applied Psychology*, 58(1), 43-49.
- Korpinen, L., & Pääkkönen, R. (2012). Accidents and close call situations connected to the use of mobile phones. *Accident Analysis & Prevention*, 45, 75-82.
- Lafont, S., Laumon, B., Helmer, C., Dartigues, J-F., Fabrigoule, C. (2008) Driving Cessation and Self-Reported Car Crashes in Older Drivers: The Impact of Cognitive Impairment and Dementia in a Population-Based Study. *Journal of Geriatric Psychiatry and Neurology* Volume 21 Number 3 September 2008 171-182.
- Langford, J., Charlton, J.L., Koppel, S., Myers, A., Tuokko, H., Marshall, S., Man-Son-Hing, M., Darzins, P., Di Stefano, M., Macdonald, W. (2013) Findings from the Candrive/Ozcandrive study: Low mileage olderdrivers, crash risk and reduced fitness to drive. *Accident Analysis and Prevention* 61 (2013) 304– 310.
- Ledesma, R.D., Silvana A. Montes, S.A., Poo, F.M., Lopez-Ramon, M.A. (2010) Individual Differences in Driver Inattention: The Attention-Related Driving Errors Scale. *Traffic Injury Prevention*, 11:142–150, 2010.
- Loukaitou-Sideris, A., Medury, A., Fink, C., Grembek, O., Shafizadeh, K., Wong, N., Orrick, P. (2014) Crashes on and Near College Campuses. A Comparative Analysis of Pedestrian and Bicyclist Safety. *Journal of the American Planning Association*, Vol. 80, No. 3, Summer 2014.

- Lucidi, F., Giannini, A. M., Sgalla, R., Mallia, L., Devoto, A., & Reichmann, S. (2010). Young novice driver subtypes: relationship to driving violations, errors and lapses. *Accident Analysis & Prevention*, 42(6), 1689-1696.
- Lucidi, F., Mallia, L., Lazuras, L., & Violani, C. (2014). Personality and attitudes as predictors of risky driving among older drivers. *Accident Analysis & Prevention*, 72, 318-324.
- Laapotti, S., Keskinen, E., Hatakka, M., & Katila, A. (2001). Novice drivers' accidents and violations—a failure on higher or lower hierarchical levels of driving behaviour. *Accident Analysis & Prevention*, 33(6), 759-769.
- Laapotti, S., Keskinen, E., Hatakka, M., Hernetkoski, K., Katila, A., Peraaho, M., Salo, I. (2006) Driving Circumstances and Accidents Among Novice Drivers *Traffic Injury Prevention*, 7:232–237, 2006.
- Madsen, J. C. O., Andersen, T., & Lahrmann, H. S. (2013). Safety effects of permanent running lights for bicycles: A controlled experiment. *Accident Analysis & Prevention*, 50, 820-829.
- Magalhaes, A.F., Lopes, C.M., Koifman, R.J., and Muniz, P.T. (2011). Prevalence of self-reported traffic accidents in Rio Branco, Northern Brazil. *Rev Saúde Pública* 2011;45(4).
- Mallia, L., Lazuras, L., Violani, C., & Lucidi, F. (2015). Crash risk and aberrant driving behaviors among bus drivers: the role of personality and attitudes towards traffic safety. *Accident Analysis & Prevention*, 79, 145-151.
- Mamo, W. G., Newnam, S., & Tulu, G. S. (2014). Investigating the individual and organisational predictors of work-related driving crash involvement in Ethiopia. *Transportation research part F: traffic psychology and behaviour*, 23, 156-164.
- Mann, R. E., Zhao, J., Stoduto, G., Adlaf, E. M., Smart, R. G., and Donovan, J. E. (2007). Road Rage and Collision Involvement. *American Journal of Health Behavior*. Volume: 31. Issue Number: 4. pp 384-391. PNG Publications.
- Mann, R. E., Adlaf, E., Zhao, J., Stoduto, G., Ialomiteanu, A., Smart, R. G., & Asbridge, M. (2007). Cannabis use and self-reported collisions in a representative sample of adult drivers. *Journal of safety research*, 38(6), 669-674.
- Mann, R. E., Stoduto, G., Butters, J., Ialomiteanu, A., Boase, P., Asbridge, M., Chipman, M., and Wickens, C. M. (2010). Age group differences in collision risk. *Journal of Safety Research* 41 (2010) 445–449.
- Mann, R. E., Stoduto, G., Ialomiteanu, A., Asbridge, M., Smart, R. G., and Wickens, C. M. (2010). Self-Reported Collision Risk Associated With Cannabis Use and Driving After Cannabis Use Among Ontario Adults. *Traffic Injury Prevention*, 11:115–122.
- Mark J.M. Sullmana, M.J.M., Thomas, A., Stephens, A.N. (2012) The road user behaviour of school students in Belgium. *Accident Analysis and Prevention* 48 (2012) 495– 504
- Mark S. Horswill, M., Anstey, K.J., Hatherly, C.G., Wood, J.M. (2010) The crash involvement of older drivers is associated with their hazard perception latencies. *Journal of the International Neuropsychological Society* (2010), 16, 939–944.
- Martha, C., Laurendeau, J., and Griffet, J. (2010). Comparative optimism and risky road traffic behaviors among high-risk sports practitioners. *Journal of Risk Research*. Vol. 13, No. 4, pp. 429–444

- Mayou, R., & Bryant, B. (2003). Consequences of road traffic accidents for different types of road user. *Injury*, 34(3), 197-202.
- McEvoy, S. P., Stevenson, M. R., & Woodward, M. (2006). The impact of driver distraction on road safety: results from a representative survey in two Australian states. *Injury Prevention* 2006;12:242–247.
- McGwin, G., Owsley, C., & Ball, K. (1998). Identifying crash involvement among older drivers: agreement between self-report and state records. *Accident Analysis & Prevention*, 30(6), 781-791.
- Nordfjærn, T., Jørgensen, S., & Rundmo, T. (2012). Cultural and socio-demographic predictors of car accident involvement in Norway, Ghana, Tanzania and Uganda. *Safety science*, 50(9), 1862-1872.
- Owsley, C., McGwin, G., Phillips, J. M., McNeal, S. F., & Stalvey, B. T. (2004). Impact of an educational program on the safety of high-risk, visually impaired, older drivers. *American journal of preventive medicine*, 26(3), 222-229.
- Palk, G., Freeman, J., Kee, A. G., Steinhardt, D., & Davey, J. (2011). The prevalence and characteristics of self-reported dangerous driving behaviours among a young cohort. *Transportation research part F: traffic psychology and behaviour*, 14(2), 147-154.
- Peltzer, K., & Renner, W. (2003). Superstition, risk-taking and risk perception of accidents among South African taxi drivers. *Accident Analysis & Prevention*, 35(4), 619-623.
- Pizza, F., Contardi, S., Baldi Antognini, A., Zagoraiou, M., Borrotti, M., Mostacci, B., Mondini, S., Cirignotta, F. (2010). Sleep Quality and Motor Vehicle Crashes in Adolescents. *Journal of Clinical Sleep Medicine* 2010;6(1):41-45.
- Poó, F. M., Taubman-Ben-Ari, O., Ledesma, R. D., & Díaz-Lázaro, C. M. (2013). Reliability and validity of a Spanish-language version of the multidimensional driving style inventory. *Transportation research part F: traffic psychology and behaviour*, 17, 75-87.
- Poulos, R. G., Hatfield, J., Rissel, C., Flack, L. K., Murphy, S., Grzebieta, R., & McIntosh, A. S. (2015a). An exposure based study of crash and injury rates in a cohort of transport and recreational cyclists in New South Wales, Australia. *Accident Analysis & Prevention*, 78, 29-38.
- Poulos, R. G., Hatfield, J., Rissel, C., Flack, L. K., Murphy, S., Grzebieta, R., & McIntosh, A. S. (2015b). Characteristics, cycling patterns, and crash and injury experiences at baseline of a cohort of transport and recreational cyclists in New South Wales, Australia. *Accident Analysis & Prevention*, 78, 155-164.
- Powell, N. B., Schechtman, K. B., Riley, R. W., Guillemainault, C., Chiang, R. P., and Weaver, E. M. (2007). Sleepy Driver Near-Misses May Predict Accident Risks. *SLEEP* 2007;30(3):331-342.
- Qu, W., Ge, Y., Jiang, C., Du, F., & Zhang, K. (2014). The Dula Dangerous Driving Index in China: an investigation of reliability and validity. *Accident Analysis & Prevention*, 64, 62-68.
- Richer, I., & Bergeron, J. (2009). Driving under the influence of cannabis: Links with dangerous driving, psychological predictors, and accident involvement. *Accident Analysis & Prevention*, 41(2), 299-307.

- Ross, L. A., Dodson, J. E., Edwards, J. D., Ackerman, M., L., Ball, K. (2012). Self-rated driving and driving safety in older adults. *Accident Analysis and Prevention* 48 (2012) 523– 527.
- Rowden, P., Watson, B., Haworth, N., Lennon, A., Shaw, L., & Blackman, R. (2016). Motorcycle riders’ self-reported aggression when riding compared with car driving. *Transportation research part F: traffic psychology and behaviour*, 36, 92-103.
- Saengsuwan, J., Laohasiriwong, W., Boonyaleepan, S., Sawanyawisuth, K., Tiamkao, S., Talkul, A. (2014) Seizure-related vehicular crashes and falls with injuries for people with epilepsy (PWE) in northeastern Thailand. *Epilepsy & Behavior* 32 (2014) 49–54.
- Sakashita, C., Senserrick, T., Lo, S., Boufous, S., de Rome, L., & Ivers, R. (2014). The Motorcycle Rider Behavior Questionnaire: Psychometric properties and application amongst novice riders in Australia. *Transportation research part F: traffic psychology and behaviour*, 22, 126-139.
- Salminen, S., Vartia, M., & Giorgiani, T. (2009). Occupational injuries of immigrant and Finnish bus drivers. *Journal of safety research*, 40(3), 203-205.
- Scialfa, C., FERENCE, J., Boone, J., Tay, R., & Hudson, C. (2009). PREDICTING OLDER DRIVERS’ DIFFICULTIES USING THE ROADWISE REVIEW. In *Proceedings of the... international driving symposium on human factors in driver assessment, training and vehicle design* (Vol. 5, pp. 214-220). University of Iowa Public Policy Center.
- Scialfa, C., FERENCE, J., Boone, J., Tay, R., & Hudson, C. (2010). Predicting older adults’ driving difficulties using the Roadwise Review. *The Journals of Gerontology Series B: Psychological Sciences and Social Sciences*, 65(4), 434-437.
- Scialfa, C.T., Borkenhagen, D., Lyon, J., Deschênes, M. (2013) A comparison of static and dynamic hazard perception tests. *Accident Analysis and Prevention* 51 (2013) 268– 273.
- Scott-Parker, B., Watson, B., King, M.J., Hyde, M.K. (2013) Revisiting the concept of the ‘problem young driver’ within the context of the ‘young driver problem’: Who are they? *Accident Analysis and Prevention* 59 (2013) 144– 152.
- Scott-Parker, B., Watson, B., King, M. J., & Hyde, M. K. (2012). Confirmatory factor analysis of the Behaviour of Young Novice Drivers Scale (BYNDS). *Accident Analysis & Prevention*, 49, 385-391.
- Shaw, L., Poulos, R., Hatfield, J., & Rissel, C. (2012, August). Exploring an application of the safe system approach to a set of self-reported cycling crashes. In *Australasian College of Road Safety Conference*.
- Simon Washington, Narelle Haworth, and Amy Schramm (2012). Relationships Between Self-Reported Bicycling Injuries and Perceived Risk of Cyclists in Queensland, Australia. *Transportation Research Record: Journal of the Transportation Research Board*, No. 2314, Transportation Research Board of the National Academies, Washington, D.C., 2012, pp. 57–65.
- Staplin, L., Gish, K. W., & Joyce, J. (2008). ‘Low mileage bias’ and related policy implications —A cautionary note. *Accident Analysis & Prevention*, 40(3), 1249-1252.
- Steg, L., & van Brussel, A. (2009). Accidents, aberrant behaviours, and speeding of young moped riders. *Transportation research part F: traffic psychology and behaviour*, 12(6), 503-511.

- Stephan, K., Kelly, M., McClure, R., Seubsman, S-A., Yiengprugsawan, V., Bain, C., Sleigh, A., The Thai Cohort Study Team (2011) Distribution of transport injury and related risk behaviours in a large national cohort of Thai adults. *Accident Analysis and Prevention* 43 (2011) 1062–1067.
- Stoduto, G., Mann, R.E., Ialomiteanu, A., Wickens, C.M., Brands, B. (2012) Examining the link between collision involvement and cocaine use. *Drug and Alcohol Dependence* 123 (2012) 260– 263.
- Sümer, N. (2011, June). Cognitive and psychomotor correlates of hazard perception ability and risky driving. In Sixth International Driving Symposium on Human Factors in Driver Assessment, Training and Vehicle Design, Olympic Valley–Lake Tahoe, CA (pp. 27-30).
- Teyhan, A., Cornish, R., MacLeod, J., Boyd, A., Doerner, R., & Joshi, M. S. (2016). An evaluation of the impact of ‘Lifeskills’ training on road safety, substance use and hospital attendance in adolescence. *Accident Analysis & Prevention*, 86, 108-113.
- Thornley, S.J., Woodward, A., Langley, J.D., Ameratunga, S.N., Rodgers, A. (2008) Conspicuity and bicycle crashes: preliminary findings of the Taupo Bicycle Study. *Injury Prevention* 2008;14:11–18.
- Tin Tin, S., Woodward, A., Ameratunga, S. (2013) Completeness and accuracy of crash outcome data in a cohort of cyclists: a validation study. *BMC Public Health* 2013, 13:420
- Tronsmoen, T. (2010). Associations between driver training, determinants of risky driving behaviour and crash involvement. *Safety Science*, 48(1), 35-45.
- Twisk, D. A., Commandeur, J. J., Vlakveld, W. P., Shope, J. T., & Kok, G. (2015). Relationships amongst psychological determinants, risk behaviour, and road crashes of young adolescent pedestrians and cyclists: Implications for road safety education programmes. *Transportation Research Part F: Traffic Psychology and Behaviour*, 30, 45-56.
- Valencia-Martín, J. L., Galán, I., and Rodríguez-Artalejo, F. (2008). The Joint association of average volume of alcohol and binge drinking with hazardous driving behaviour and traffic crashes. *Addiction Research Report*. Volume 103, Issue 5, pp 749-757.
- Vernon, D. D., Diller, E. M., Cook, L. J., Reading, J. C., Suruda, A. J., & Dean, J. M. (2002). Evaluating the crash and citation rates of Utah drivers licensed with medical conditions, 1992–1996. *Accident Analysis & Prevention*, 34(2), 237-246.
- Verschuur, W.L.G., Karel Hurts, K. (2008) Modeling safe and unsafe driving behavior. *Accident Analysis and Prevention* 40 (2008) 644–656
- Vingilis, E., Mann, R. E., Erickson, P., Toplak, M., Kolla, N. J., Seeley, J., and Jaun, U. (2014). Attention Deficit Hyperactivity Disorder, Other Mental Health Problems, Substance Use, and Driving: Examination of a Population-Based, Representative Canadian Sample. *Traffic Injury Prevention* (2014) 15, S1–S9.
- Vingilis, E., Seeley, J., Wiesenthal, D., Mann, R., Vingilis-Jaremko, L., Vanlaar, W., & Leal, N. (2013). Street racing and stunt driving in Ontario, Canada: Results of a web-based survey of car and racing enthusiasts. *Transportation Research Part F: Traffic Psychology and Behaviour*, 21, 30-42.

- Warner, H. W., Özkan, T., Lajunen, T., & Tzamalouka, G. (2011). Cross-cultural comparison of drivers' tendency to commit different aberrant driving behaviours. *Transportation research part F: traffic psychology and behaviour*, 14(5), 390-399.
- Wong, P., Gutiérrez, C., Romani, F. (2010) Self-Reporting of Road Traffic Accidents in a National Survey of Urban Population in Peru. (In Spanish) *Rev Peru Med Exp Salud Publica*. 2010; 27(2): 170-78.
- Wood, J. M., Anstey, K. J., Lacherez, P. F., Kerr, G. K., Mallon, K., and Lord, S. R. (2009). The On-Road Difficulties of Older Drivers and Their Relationship with Self-Reported Motor Vehicle Crashes. *Journal compilation, The American Geriatrics Society*. 57:2062–2069, 2009.
- Wundersitz, L. (2008). Can personality characteristics predict the crash involvement of young drivers? *Australasian road safety research policing education conference, 2008, Adelaide, south Australia, Australia*
- Wåhlberg, A. E. (2011a). Re-education of young driving offenders: Effects on recorded offences and self-reported collisions. *Transportation research part F: traffic psychology and behaviour*, 14(4), 291-299.
- Wåhlberg, A. E. (2011b). The accident-exposure association: Self-reported versus recorded collisions. *Journal of safety research*, 42(2), 143-146.
- Wåhlberg, A. E., Dorn, L., & Kline, T. (2010). The effect of social desirability on self reported and recorded road traffic accidents. *Transportation Research Part F: Traffic Psychology and Behaviour*, 13(2), 106-114.
- Yi-Lang Chen, Y-L. (2007) Driver personality characteristics related to self-reported accident involvement and mobile phone use while driving. *Safety Science* 45 (2007) 823–831.
- Zhao, J., Mann, R.E., Chipman, M., Adlaf, E., Stoduto, G., Smart, R.G. (2006) The impact of driver education on self-reported collisions among young drivers with a graduated license. *Accident Analysis and Prevention* 38 (2006) 35–42.