

Probing the Type I Seesaw Mechanism with Displaced Vertices at the LHC

Alberto M. Gago^{a*}, Pilar Hernández^{b†}, Joel Jones-Pérez^{a,b‡},
Marta Losada^{c§}, Alexander Moreno Briceño^{c¶}

^a*Sección Física, Departamento de Ciencias, Pontificia Universidad Católica del Perú,
Apartado 1761, Lima, Peru*

^b*Instituto de Física Corpuscular (IFIC), CSIC-Universitat de València,
Apartado de Correos 22085, E-46071 Valencia, Spain*

^c*Centro de Investigaciones, Universidad Antonio Nariño, Bogota, Colombia*

Abstract

The observation of Higgs decays into heavy neutrinos would be strong evidence for new physics associated to neutrino masses. In this work we propose a search for such decays within the Type I seesaw model in the few-GeV mass range via displaced vertices.

Using 300 fb^{-1} of integrated luminosity, at 13 TeV, we explore the region of parameter space where such decays are measurable. We show that, after imposing pseudorapidity cuts, there still exists a region where the number of events is larger than $\mathcal{O}(10)$. We also find that conventional triggers can greatly limit the sensitivity of our signal, so we display several relevant kinematical distributions which might aid in the optimization of a dedicated trigger selection.

1 Introduction

The Type I Seesaw mechanism [1–4] is possibly the simplest extension of the Standard Model that can explain the smallness of neutrino masses. Even though most realizations of this mechanism invoke extra sterile neutrinos with Majorana masses too heavy to be probed, the possibility that these masses lie at the electroweak scale range is not excluded, and could actually be a more natural scenario. Such a case generically requires small neutrino Yukawa couplings, of similar size as those of the light charged leptons, however, this is not the only possibility. An approximate

*agago@pucp.edu.pe

†m.pilar.hernandez@uv.es

‡jones.j@pucp.edu.pe

§malosada@uan.edu.co

¶alexander.moreno@uan.edu.co

$U(1)_L$ lepton number symmetry can be imposed to protect the smallness of neutrino masses, allowing for larger Yukawa couplings and heavy masses at the electroweak scale [5–7]. These models imply new free parameters that cannot all be fixed by the light neutrino mass matrix, it is therefore of utmost importance to search for complementary tests.

When the new heavy neutrinos are lighter than the Higgs, the latter can present novel decay channels, in particular, a decay into a light and a heavy neutrino [8]. This would be followed by a subsequent decay of the heavy neutrino via a charged or neutral current interaction. In a number of recent references, the study of such Higgs decays at the LHC has been performed, focussing on the decay channels $N \rightarrow \ell^+ \ell^- \nu$ [9] and $N \rightarrow \ell q q'$ [10].

If the heavy neutrinos have masses of the order of a few GeV, the Higgs decay can lead to a noticeable displaced vertex, which is potentially a very powerful signal to look for [11]. This mass range is particularly interesting, because it might lead to successful baryogenesis [12, 13].

Recently, the putative signal of a displaced vertex from heavy neutrinos produced in W decays has been studied [14, 15]. In contrast to the latter work, in this paper we consider the signal of displaced vertices at the LHC, resulting from Higgs decays to heavy neutrinos. Such a measurement would allow us to directly probe the neutrino-Higgs coupling, giving a strong signal in favour of the Type-I seesaw model. This signal is obtained within the framework of a minimal 3+2 neutrino model with an approximate $U(1)_L$ symmetry¹, and after imposing all existing constraints from neutrino masses, direct searches, neutrinoless double beta-decay and lepton flavour violating processes involving $\mu \leftrightarrow e$ transitions.

Although production of heavy neutrinos from Higgs decay is more limited statistically than that from W decays, the two are sensitive to different combinations of parameters in the seesaw scenario, and are therefore complementary. The putative observation of both signals would be an unprecedented probe of the low-scale seesaw scenario. Conversely, the non-observation would impose stringent constraints that may be essential to rule out an interesting range of seesaw scales.

The paper is organised as follows. In Section 2 we introduce the model and impose all existing constraints in a convenient parametrization. In Section 3, we review the Higgs decays to heavy neutrinos and quantify the size of the corresponding branching ratios in the presently allowed parameter space. In Section 4, we consider Higgs production from gluon fusion at the LHC and study the displaced vertex signature. We illustrate the reach of an LHC search on the parameters space of the model, and discuss the impact of several kinematic cuts. In Section 5 we conclude.

Some useful formulae are presented in the appendices: in Appendix A the contribution to neutrinoless double beta decay and in Appendix B the differential decay rate of the Higgs into a heavy and a light neutrino in the lab frame.

2 Parametrization and Constraints

A minimal 3+2 neutrino model is characterized by the addition of two heavy sterile neutrinos. This is translated into a 5×5 neutrino mass matrix, which for the normal hierarchy can be written in diagonal form as follows:

$$\mathcal{M}_\nu = U^* \text{diag}(0, m_2, m_3, M_1, M_2) U^\dagger, \quad (2.1)$$

¹Similar analyses in more complicated models can be found, for instance, in [16, 17] and Contribution 18 of [18].

where \mathcal{M}_ν is in the basis where Y_e is diagonal, and m_i are mass ordered. The parametrization of [19] decomposes U into four blocks:

$$U_{5 \times 5} = \begin{pmatrix} (U_{a\ell})_{3 \times 3} & (U_{ah})_{3 \times 2} \\ (U_{s\ell})_{2 \times 3} & (U_{sh})_{2 \times 2} \end{pmatrix}. \quad (2.2)$$

For the normal hierarchy, each block can be parametrized in the following way:

$$\begin{aligned} U_{a\ell} &= U_{\text{PMNS}} \begin{pmatrix} 1 & 0 \\ 0 & H \end{pmatrix}, & U_{ah} &= i U_{\text{PMNS}} \begin{pmatrix} 0 \\ H m_\ell^{1/2} R^\dagger M_h^{-1/2} \end{pmatrix}, \\ U_{s\ell} &= i \begin{pmatrix} 0 & \bar{H} M_h^{-1/2} R m_\ell^{1/2} \end{pmatrix}, & U_{sh} &= \bar{H}, \end{aligned} \quad (2.3)$$

where:

$$H = \left(I + m_\ell^{1/2} R^\dagger M_h^{-1} R m_\ell^{1/2} \right)^{-1/2} \quad \bar{H} = \left(I + M_h^{-1/2} R m_\ell R^\dagger M_h^{-1/2} \right)^{-1/2}. \quad (2.4)$$

In the previous equations, we have a unitary matrix U_{PMNS} , which would correspond to the observed neutrino mixing matrix in the limit $H \rightarrow I$. The diagonal heavy (mostly sterile) neutrino mass matrix is denoted as $M_h = \text{diag}(M_1, M_2)$. The other two light (mostly active) massive neutrinos have a diagonal mass matrix denoted by $m_\ell = \text{diag}(m_2, m_3) = \text{diag}(\sqrt{\Delta m_{\text{sol}}^2}, \sqrt{\Delta m_{\text{atm}}^2})$. Finally, we have a complex orthogonal matrix R [20], which is parametrized as:

$$R = \begin{pmatrix} \cos(\theta_{45} + i\gamma_{45}) & \sin(\theta_{45} + i\gamma_{45}) \\ -\sin(\theta_{45} + i\gamma_{45}) & \cos(\theta_{45} + i\gamma_{45}) \end{pmatrix}. \quad (2.5)$$

Thus, the only free parameters left in the neutrino mass matrix are the angles θ_{45} , γ_{45} , the heavy neutrino masses M_1 , M_2 , and the two CP phases present in U_{PMNS} . One can demonstrate that all of the mixing angles θ_{ij} can be restricted to the first quadrant.

If we want to express our results for the inverse hierarchy, we need to re-write Eq. (2.1) taking into account the appropriate ordering. This leads us to a different mixing matrix, V , such that:

$$\mathcal{M}_\nu = V^* \text{diag}(m_2, m_3, 0, M_1, M_2) V^\dagger. \quad (2.6)$$

The reordering can be done through a permutation matrix acting on the active states. In blocks, we have:

$$\begin{aligned} V_{a\ell} &= U_{\text{PMNS}} \begin{pmatrix} H & 0 \\ 0 & 1 \end{pmatrix}, & V_{ah} &= i U_{\text{PMNS}} \begin{pmatrix} H m_\ell^{1/2} R^\dagger M_h^{-1/2} \\ 0 \end{pmatrix}, \\ V_{s\ell} &= i \begin{pmatrix} \bar{H} M_h^{-1/2} R m_\ell^{1/2} & 0 \end{pmatrix}, & V_{sh} &= \bar{H}. \end{aligned} \quad (2.7)$$

Let us comment on the role of θ_{45} and γ_{45} . For large $|\gamma_{45}| \gtrsim 2 - 3$, the hyperbolic sine and cosine in Eq. (2.5) give essentially the same result (modulo a sign), such that θ_{45} behaves as an overall phase:

$$R_{|\gamma_{45}| \gg 1} = \begin{pmatrix} 1 & \pm i \\ \mp i & 1 \end{pmatrix} \cosh \gamma_{45} e^{\mp i \theta_{45}}. \quad (2.8)$$

Here, the \pm refers to the sign of γ_{45} . As we can see, θ_{45} can be factorised out of the mixing, and plays no significant role within the phenomenology of the model. Thus, the relevant parameters in this model are the two heavy masses M_1 , M_2 , and the angle γ_{45} . Moreover, for fixed heavy masses, increasing γ_{45} makes active-heavy mixing grow exponentially².

In order to understand better the active-heavy mixing in this limit, let us also assume $H \sim I$. In this case, for the normal hierarchy, we can write:

$$U_{\ell 4} \equiv (U_{ah})_{\ell 1} = \pm Z_{\ell}^{\text{NH}} \sqrt{\frac{m_3}{M_1}} \cosh \gamma_{45} e^{\mp i \theta_{45}}, \quad (2.9)$$

$$U_{\ell 5} \equiv (U_{ah})_{\ell 2} = i Z_{\ell}^{\text{NH}} \sqrt{\frac{m_3}{M_2}} \cosh \gamma_{45} e^{\mp i \theta_{45}}, \quad (2.10)$$

where:

$$Z_{\ell}^{\text{NH}} = (U_{\text{PMNS}})_{\ell 3} \pm i \sqrt{\frac{m_2}{m_3}} (U_{\text{PMNS}})_{\ell 2}. \quad (2.11)$$

This structure is similar to that found in the literature (see for instance [21]). In addition, up to corrections of $\mathcal{O}(m_3/M_j)$, we can write the Dirac mass matrices, associated to the Yukawas, as:

$$(m_D)_{\ell 1} = \pm (Z_{\ell}^{\text{NH}})^* \sqrt{m_3 M_1} \cosh \gamma_{45} e^{\mp i \theta_{45}}, \quad (2.12)$$

$$(m_D)_{\ell 2} = -i (Z_{\ell}^{\text{NH}})^* \sqrt{m_3 M_2} \cosh \gamma_{45} e^{\mp i \theta_{45}}. \quad (2.13)$$

Thus, in this limit the size of the Dirac masses is exponentially enhanced with respect to the naive expectations of Seesaw models, $m_D \sim \sqrt{m_i M_j}$. As an example, for values of $\gamma_{45} \sim 7$, one would expect an enhancement of $\mathcal{O}(10^3)$.

For the inverted hierarchy, the results are identical, but including:

$$Z_{\ell}^{\text{IH}} = (U_{\text{PMNS}})_{\ell 2} \pm i \sqrt{\frac{m_2}{m_3}} (U_{\text{PMNS}})_{\ell 1} \quad (2.14)$$

In the following, we shall not use any of the approximations above, and shall always take the exact form of U_{ah} and V_{ah} . Also, for definiteness, we set all neutrino oscillation parameters to their best-fit points as in [22], and all CPV phases to zero.

2.1 Constraints

There are three relevant constraints on the parameter space explored in this work. These come from neutrinoless double beta decay ($0\nu\beta\beta$), lepton flavour violation (LFV) and direct searches.

Neutrinoless Double Beta Decay

Currently, the strongest constraints on $0\nu\beta\beta$ come from Germanium and Xenon experiments. On the Germanium front, the GERDA, HDM and IGEX experiments have combined their data, and determined a lower bound on the lifetime, $T_{1/2}^{0\nu} > 3.0 \times 10^{25}$ yr. This corresponds to an

²Notice that the unitarity of the mixing matrix is kept under control by the H and \bar{H} matrices.

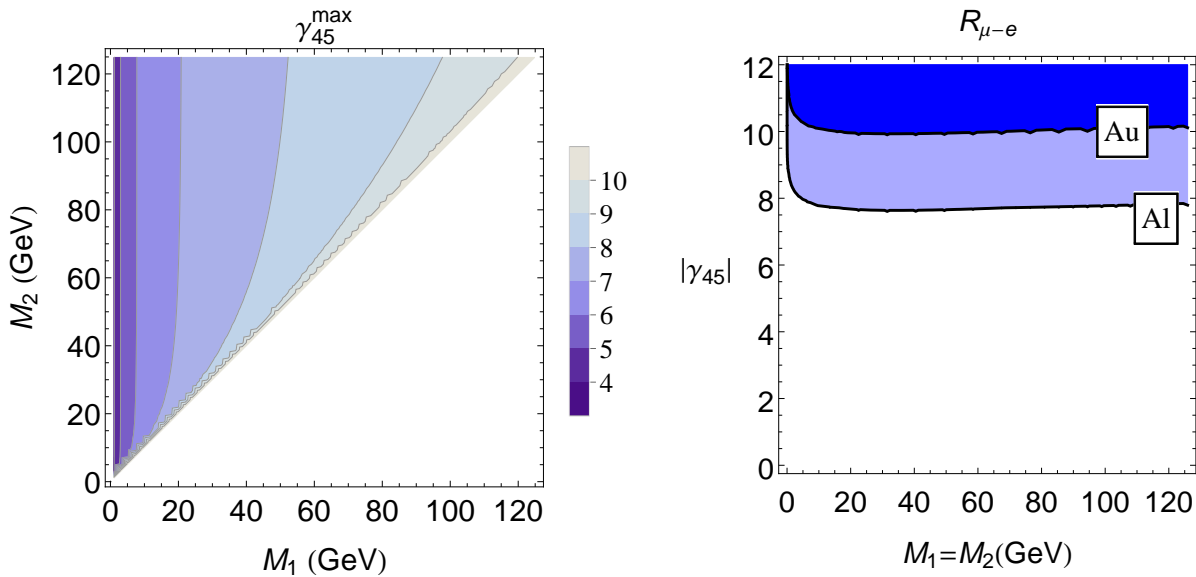


Figure 1: Left: The contours show the maximum value of γ_{45} allowed by the lack of observation of $0\nu\beta\beta$. Right: Bounds from $\mu - e$ conversion in nuclei, for the case of degenerate masses. The dark blue area is excluded by experiments with Au, while the light blue area can be probed in the future with Al experiments.

effective mass $m_{\beta\beta} < 0.2 - 0.4$ eV [23]. On the other hand, for Xenon, KamLAND-Zen and EXO-200 have jointly imposed a lower bound of $T_{1/2}^{0\nu} > 3.4 \times 10^{25}$ yr. This would correspond to $m_{\beta\beta} < 0.12 - 0.25$ eV [24]. A list of future $0\nu\beta\beta$ experiments can be found in [25, 26].

The non-observation of $0\nu\beta\beta$ can put very strong limits on the active-heavy mixing. To calculate this observable, we use the formulae derived in Appendix A, based on the work in [27]. The left panel of Figure 1 shows the maximum allowed value of γ_{45} as a function of the two neutrino masses, for the normal hierarchy, given the current bounds.

Notice that the bounds vanish for degenerate neutrinos, as expected from the second term in Eq. (A.11). It turns out that, for degenerate neutrinos, one can describe the neutrino mixing matrix with an inverse seesaw-like structure, making evident the existence of an approximate $U(1)_L$ symmetry. This symmetry constrains lepton-number violating processes from being too large. This was already discussed in [28]. Furthermore, in this limit, the light neutrino masses are protected from large loop corrections [29]. Thus, for the rest of this work, we shall consider the degenerate case, $M_1 = M_2$.

Lepton Flavour Violation

The most relevant processes constraining our parameter space are radiative LFV and $\mu - e$ conversion in nuclei.

Radiative LFV processes include $\mu \rightarrow e\gamma$ and $\tau \rightarrow \ell\gamma$ decays. For the former, the MEG experiment has placed an upper bound of $\text{BR}(\mu \rightarrow e\gamma) < 5.7 \times 10^{-13}$ [30], and the future upgrade expects to reach a value around 5×10^{-14} . For tau decays, both the Belle and BaBar experiments

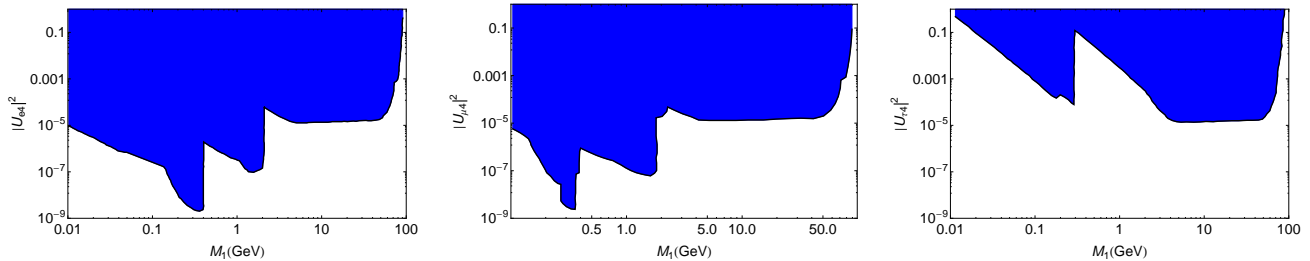


Figure 2: Constraints placed on the heavy neutrino parameter space, due to direct searches. We show constraints for $|U_{e4}|^2$, $|U_{\mu 4}|^2$ and $|U_{\tau 4}|^2$ on the left, center and right panels, respectively.

have constrained their branching ratios. The strongest ones are given by BaBar, of $\text{BR}(\tau \rightarrow e\gamma) < 3.3 \times 10^{-8}$ and $\text{BR}(\tau \rightarrow \mu\gamma) < 4.4 \times 10^{-8}$ [31]. The future expected sensitivity for both channels at Belle II is of $\mathcal{O}(10^{-9})$.

Another important process is $\mu - e$ conversion in nuclei. The SINDRUM-II experiment has imposed limits on the conversion rate associated with Ti (4.3×10^{-12}) [32], Au (7×10^{-13}) [33] and Pb (4.6×10^{-11}) [34]. There exist several experiments which will attempt to probe lower values, such as Mu2e (Al, $\sim 5.4 \times 10^{-17}$) [35], COMET (Al, $\sim 3 \times 10^{-17}$) [36], and PRISM/PRIME (Ti, $\mathcal{O}(10^{-18})$) [37].

To calculate all these processes, we use the formulae of [38], and references within. We find that all observables give competitive constraints, but the most stringent, both now and in the future, comes from $\mu - e$ conversion. As none of these processes have yet been observed, an upper limit is imposed on γ_{45} , even for the degenerate case. This is shown on the right panel of Figure 1.

Direct searches

Finally, we also need to apply direct search bounds. Many experiments have tried to produce, and detect, these heavy neutrinos. Again, the lack of observation puts constraints on active-heavy mixing. Providing a faithful interpretation of each result on the 3+2 model is beyond the scope of this work. Thus, we shall take the bounds as reported in [39], shown in Figure 2, and apply them directly to our framework.

The most important direct search constraints for this work are those of DELPHI [40]. One must note that, although all three bounds by DELPHI seem competitive, the importance of one or another shall depend on the predictions for the mixing within the model. For instance, for the normal hierarchy, one finds that generally $|U_{e4}|^2$ is smaller than $|U_{\mu 4}|^2$ and $|U_{\tau 4}|^2$ by an order of magnitude, meaning that the latter two bounds shall be more stringent.

3 Higgs Decays into Heavy Neutrinos

As mentioned previously, observing Higgs decay into neutrinos would be a strong signal in favour of the seesaw model. The Higgs partial decay width into two neutrinos was initially calculated

in [8], and can be written as:

$$\Gamma(h \rightarrow \nu_i \nu_j) = \frac{\omega}{8\pi m_h} \lambda^{1/2}(m_h^2, m_{\nu_i}^2, m_{\nu_j}^2) \left[S \left(1 - \frac{(m_{\nu_i} + m_{\nu_j})^2}{m_h^2} \right) + P \left(1 - \frac{(m_{\nu_i} - m_{\nu_j})^2}{m_h^2} \right) \right] \quad (3.1)$$

where m_h is the Higgs mass, and the scalar and pseudoscalar couplings are:

$$S = \frac{g^2}{4m_W^2} ((m_{\nu_i} + m_{\nu_j}) \Re[C_{ij}])^2, \quad P = \frac{g^2}{4m_W^2} ((m_{\nu_j} - m_{\nu_i}) \Im[C_{ij}])^2, \quad (3.2)$$

with $C_{ij} = \sum_{k=1}^3 U_{ki}^* U_{kj}$. Moreover, $\lambda(a, b, c) = a^2 + b^2 + c^2 - 2ab - 2bc - 2ac$ is a kinematic function, and $\omega = 1/n!$ for n identical final states. We find that the largest branching ratio happens for the decay into one light and one heavy neutrino:

$$\Gamma(h \rightarrow n_i N_j) = \frac{g^2}{32\pi} \frac{M_j^2}{m_W^2} m_h (1 - y_j^2)^2 |C_{ij}|^2, \quad (3.3)$$

where $y_j = M_j/m_h$ and, for the normal hierarchy:

$$C_{ij} = i \begin{pmatrix} 0 \\ H^2 m_\ell^{1/2} R^\dagger M_h^{-1/2} \end{pmatrix}. \quad (3.4)$$

For the inverted hierarchy, one shifts the (2 – 3) rows to the (1 – 2) rows. Here we see the very important fact that the PMNS matrix does not appear in the partial width. In particular, this means that our results shall not depend on the unknown Majorana nor Dirac CP phases. This is not the case for heavy neutrino searches involving the W boson, where the active-heavy mixing plays a central role due to the presence of charged leptons. This shows that, within this framework, the measurement of both $h \rightarrow n_i N_j$ and $W \rightarrow \ell N_j$ decays would be complementary, with the possibility to access the value of the CP phases.

We plot the $h \rightarrow n_i N_j$ branching ratio in Figure 3 for the normal hierarchy, along with constraints from LFV and direct searches. We find that branching ratios as large as 0.01 are generally ruled out by the former constraints. Moreover, if we want to work with branching ratios large enough to provide a signal at the LHC, the heavy masses cannot have values under a few GeV.

4 Displaced Vertices from Higgs Decays

The heavy neutrinos are not stable, and eventually decay through charged and neutral current interactions. The decay channels, width and lifetime can be found, for instance, in [39, 41]. If the neutrino transverse decay length lies between 1 mm and 1 m, a displaced vertex signal could be recorded at ATLAS and CMS [42–47].

We now consider the possibility of observing such a signal, as a product of Higgs boson decays. The first step is to identify the region of interest, that is, one where the decay length is acceptable

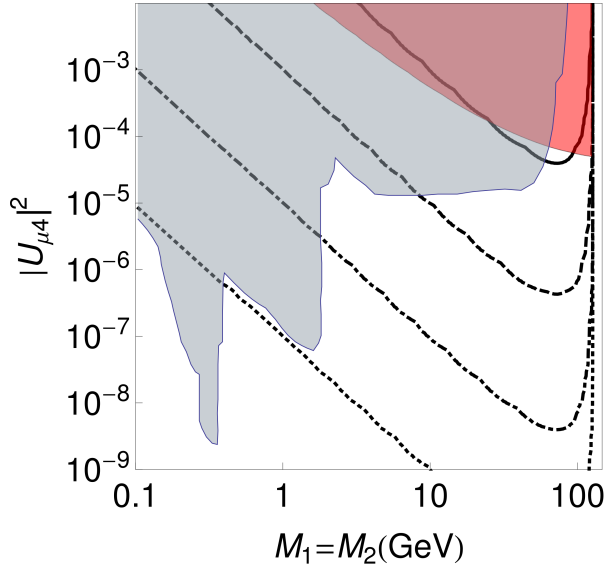


Figure 3: Branching ratio for $h \rightarrow nN$. LFV and direct search constraints are shown in red and blue, respectively. Contours indicate branching ratios of 10^{-2} , 10^{-4} , 10^{-6} and 10^{-8} , from inner to outer curve.

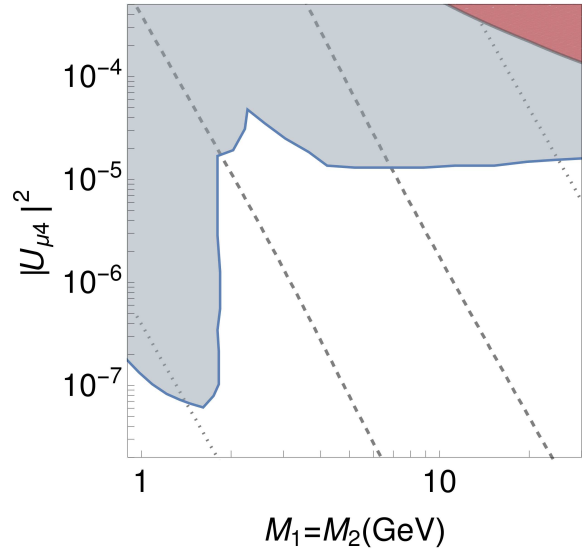


Figure 4: Decay length, τ_{NC} . Constraints are shown as in Figure 3. The region between dashed lines has $1 \text{ mm} \leq \tau_{NC} \leq 10^3 \text{ mm}$, dotted lines indicate $10^{-3} \text{ mm} \leq \tau_{NC} \leq 10^6 \text{ mm}$. The decay length decreases from left to right.

and the Higgs branching ratio is not too small. The transverse decay length ℓ_{N_T} is related to the heavy neutrino lifetime τ_N through:

$$\ell_{N_T} = \frac{|\vec{p}_{N_T}|}{M_j} \tau_{NC}, \quad (4.1)$$

where both the heavy neutrino mass M_j and transverse momentum \vec{p}_{N_T} are measured in GeV. Thus, for a given mass, the requirement of having a visible ℓ_{N_T} puts constraints on $|\vec{p}_{N_T}| \tau_N$.

In order to get an approximate idea of the region of interest, we plot in Figure 4 the decay length τ_{NC} . The shape of the curves can be understood by realizing that $\tau_{NC} \propto M_j^5 |U_{\ell 4}|^2$ and then taking the logarithm. One needs to be aware that these curves are given only to roughly illustrate the region where displaced vertices might be visible. The parameter which ultimately defines the region is the transverse decay length ℓ_{N_T} , which depends on the transverse momentum with which the neutrino is generated.

The τ_{NC} lines are not parallel to the contour lines for the $h \rightarrow n_i N_j$ branching ratio. This means that at some point the region of interest shall have a too small probability for $h \rightarrow n_i N_j$ decay. Thus, we find that we require heavy neutrino masses between 2-20 GeV to be able to probe a displaced signature without significantly reducing the expected number of events.

We now estimate the number of displaced vertices in this region. We take Higgs production through gluon fusion, $gg \rightarrow h$, followed by the decay $h \rightarrow n_i N_j$. If we do not consider specific final states after heavy neutrino decay, nor any kinematical cuts, the event rate with a measurable

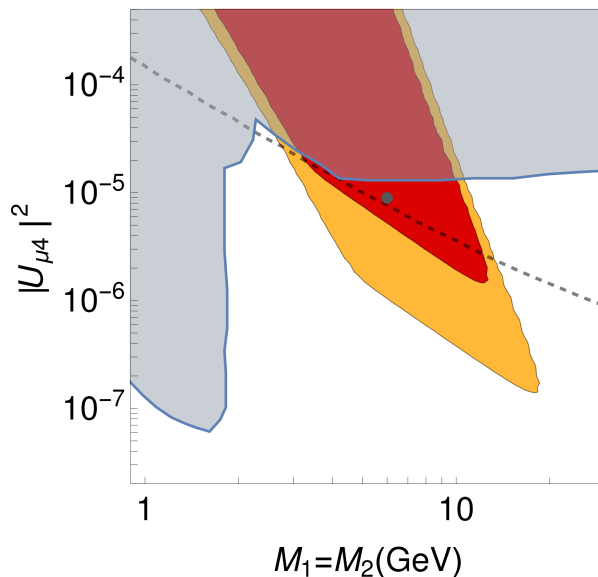


Figure 5: Region sensitive to events with a displaced vertex. The region in red would have more than 250 events with a displaced vertex, for an integrated luminosity of 300 fb^{-1} , at 13 TeV. The region in orange would have more than 50 events. The blue region is ruled out by direct searches, and the dashed line indicates the reach of $\mu - e$ conversion experiments using Al nuclei. The dot represents a benchmark point.

displaced vertex at the LHC is:

$$\begin{aligned}
 N &= \mathcal{L} \int d|\vec{p}_{h_T}| dy_h d|\vec{p}_{N_T}| d\phi_N \\
 &\times \frac{d^2\sigma(gg \rightarrow h)}{d|\vec{p}_{h_T}| dy_h} \frac{\gamma_h}{\Gamma_h} \frac{d^2\Gamma(h \rightarrow n_i N_j)}{d|\vec{p}_{N_T}| d\phi_N} \Theta_H(\ell_{N_T}(\text{mm}) - 1) \Theta_H(10^3 - \ell_{N_T}(\text{mm})) \quad (4.2)
 \end{aligned}$$

Here, \vec{p}_{h_T} and y_h are the Higgs transverse momentum and rapidity. The azimuthal angle between \vec{p}_{h_T} and \vec{p}_{N_T} is denoted by ϕ_N . In addition, Γ_h is the Higgs width, while γ_h is the corresponding relativistic factor, $\gamma_h = E_h/m_h$. The luminosity \mathcal{L} is taken equal to 300 fb^{-1} for the second run of the LHC. The two Heaviside Θ_H functions make sure the decay length lies within the detection capability. The integration is performed with the Vegas subroutine of the CUBA library [48].

The integrand contains two differential distributions. The first one corresponds to $gg \rightarrow h$ production, as a function of the Higgs transverse momentum and rapidity. This is obtained through the codes `SusHi` [49, 50] and `MoRe-SusHi` [51, 52]. The second is the Higgs differential decay width, in the lab frame, for decay into one light and one heavy neutrino. This is shown in Appendix B. Note that we are using cylindrical coordinates. This is done in order to directly constrain the transverse decay length through the integration limits for $|\vec{p}_{N_T}|$.

The region of parameter space leading to events with a visible displaced vertex is shown in Figure 5, for the normal hierarchy. We show the regions excluded by direct searches in blue, and

the reach of future LFV experiments by the dashed curve. The region in red would have more than 250 events with a displaced vertex, using 300 fb^{-1} of integrated luminosity at 13 TeV. The region in orange would have 50 events for the same luminosity.

As mentioned previously, the left and right boundaries are determined by the experimental requirements on the decay length. For smaller masses, the decay length is too large, and the heavy neutrino escapes the detector. For larger masses, the decay length is too small, and the detector resolution is incapable of discriminating the displaced vertex from the interaction point. This constraint is imposed by introducing Eq. (4.1), which depends on the heavy neutrino mass and mixing, within the Heaviside functions in Eq. (4.2). This result also depends on the Higgs branching ratio being large enough, which determines the lower boundary of the region.

Thus, we see that regions with heavy neutrino masses between 2-20 GeV favour displaced vertex events at the LHC, for values of $|U_{\mu 4}|^2$ between $\mathcal{O}(10^{-7})$ and $\mathcal{O}(10^{-5})$. For future comparison, we establish a benchmark point for the normal hierarchy, with $M_1 = M_2 = 6 \text{ GeV}$ and $\gamma_{45} = 8$. This point leads to 428 events with a detectable displaced vertex, and is displayed as a dot in Figure 5.

4.1 Signatures from Heavy Neutrino Decays

The previous section allowed us to calculate the number of events with a displaced vertex happening due to Higgs decays. However, these events are not necessarily observable. The heavy neutrino eventually decays into other final state particles, which need to be detected.

We obtain the differential decay rate for heavy neutrinos, and convolute it in Eq. (4.2). Since the heavy neutrino is lighter than the W boson, two-body decays are not allowed. Therefore, it will decay through a three-body process. Given its relatively large branching ratio, we focus on $N_j \rightarrow \mu qq'$ decay, where the momenta of the final states is labelled by p_1 , p_2 and p_3 , respectively. To calculate the differential decay rate, we follow [53]. The procedure is carried out in two frames. First, part of the integration is done in the frame where the spatial component of $p_N - p_3$ vanishes. On this frame, the momentum components shall be denoted with a tilde (i.e. $\tilde{\phi}_1$). The rest of the integration is then performed in the frame where the heavy neutrino is at rest. Momentum components in this frame shall be denoted with a hat (i.e. $\hat{\theta}_3$). Finally, we relate these variables with the appropriate ones in the lab frame, as this is where the experimental cuts are placed. These shall be denoted with a ‘‘lab’’ superscript (i.e. \vec{p}_1^{lab}).

The observed number of events is given by:

$$N = \mathcal{L} \int d\Omega \frac{d^2\sigma(gg \rightarrow h)}{d|\vec{p}_{h_T}| dy_h} \frac{\gamma_h}{\Gamma_h} \frac{d^2\Gamma(h \rightarrow n_i N_j)}{d|\vec{p}_{N_T}| d\phi_N} \frac{\gamma_N}{\Gamma_N} \frac{d\Gamma(N_j \rightarrow \mu^- qq')}{ds d(\cos \hat{\theta}_3) d(\cos \tilde{\theta}_1) d\hat{\phi}_3 d\tilde{\phi}_1} F_{\text{cuts}} , \quad (4.3)$$

where the neutrino differential decay width can be found in [53], and:

$$d\Omega = d|\vec{p}_{h_T}| dy_h d|\vec{p}_{N_T}| d\phi_N ds d(\cos \hat{\theta}_3) d(\cos \tilde{\theta}_1) d\hat{\phi}_3 d\tilde{\phi}_1 . \quad (4.4)$$

The integration is carried out over four new angular variables, as well as $s = (p_N - p_3)^2/M_j^2$.

Furthermore, F_{cuts} is a function describing all experimental cuts. For instance, if the experiment was to impose cuts on the transverse momenta and pseudorapidities of each final state, we would

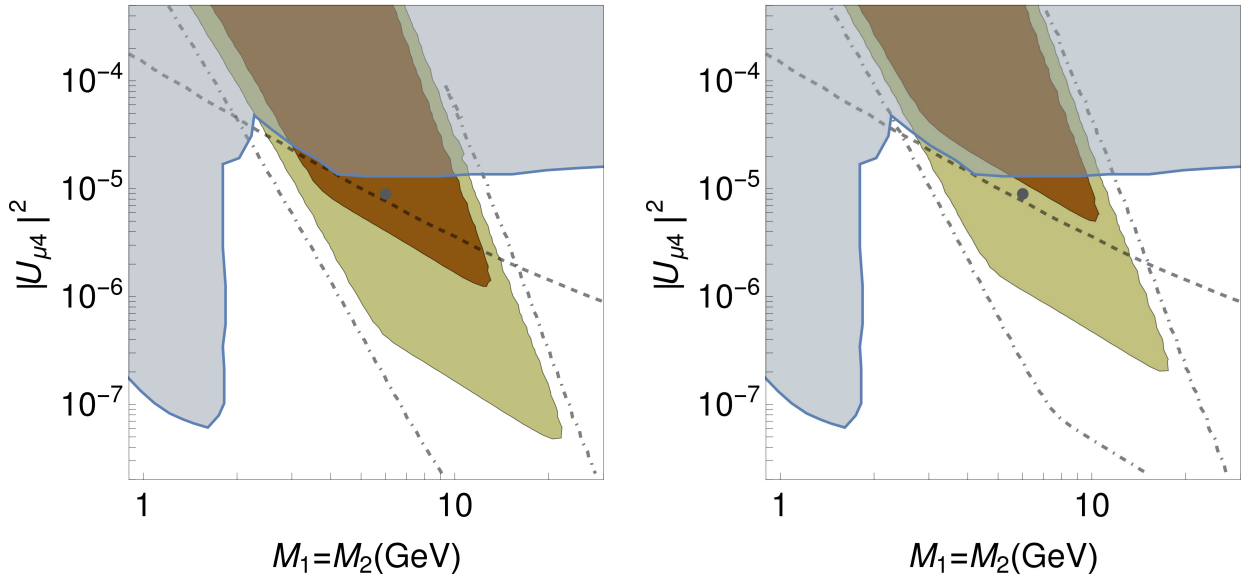


Figure 6: Similar to Figure 5, number of events in the $h \rightarrow nN \rightarrow n\mu qq'$ channel. The region in brown (green) would have more than 100 (10) events with a displaced vertex. The dash-dotted line indicates more than one event. On the left we show the region if no cuts are applied to the final states, on the right we only apply pseudorapidity cuts on all final states.

have:

$$F_{\text{cuts}} = \Theta_H(\ell_{N_T}(\text{mm}) - 1) \Theta_H(10^3 - \ell_{N_T}(\text{mm})) \quad (4.5)$$

$$\times \prod_i \Theta_H(|\vec{p}_{iT}|^{\text{lab}} - |\vec{p}_{iT}|^{\text{min}}) \Theta_H(\eta_i^{\text{max}} - \eta_i^{\text{lab}}). \quad (4.6)$$

To get a better understanding of the sensitivity of this signal, we plot on the left panel of Figure 6 the region with visible displaced vertices, assuming no cuts on the final state. Our result essentially shows the same information as Figure 5, weighted by the $N \rightarrow \mu qq'$ branching ratio for each point. This scales the number of events by a factor 1/4 - 1/5. The right panel of Figure 6 shows the same region, but including also conventional pseudorapidity cuts, that is, $|\eta_\mu| < 2.4$ for the muon, and $|\eta_i| < 2.5$ for every other particle. We find that, although the overall shape of the region remains unchanged, the number of events is affected by the cut.

As an example, we report the results for our benchmark point. In Figure 6, we have a total of 110 events on the $h \rightarrow n_i N_j \rightarrow \mu qq'$ channel with no cuts (left panel), which is further reduced to 78 events once all pseudorapidity constraints are applied (right panel). This is to be compared to the 428 events we expected from $h \rightarrow n_i N_j$ decays (Figure 5).

4.2 Impact due to Kinematical Cuts

For the purpose of giving a perspective of a future experimental search, we discuss the impact of several kinematic cuts on our analysis.

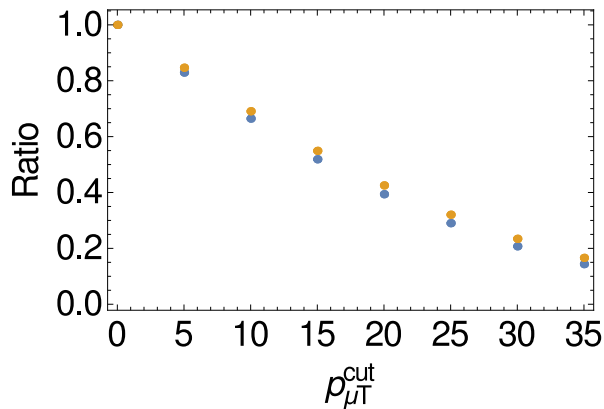


Figure 7: Ratio between the number of events with and without a cut on the muon transverse momentum, for the $h \rightarrow n_i N_j \rightarrow n_i \mu q q'$ channel. The blue (orange) points represent $M_i = 3$ GeV (15 GeV).

In the following, we plot the ratio of surviving events for each cut, imposing at the same time the displaced vertex and pseudorapidity constraints previously discussed. In order to understand the impact of the heavy neutrino mass, we show results for $M_j = 3, 15$ GeV, which are limiting values of our signal region. We find that the results are not strongly influenced by the heavy neutrino mass. For each cut, we also compare the exact number of events for our benchmark point.

The first constraint we study is a cut on the transverse momentum of the muon, $p_{\mu T}^{\text{cut}}$. This is shown in Figure 7. We find that typical cuts between 20 and 30 GeV would reduce the number of events to a total between 40% and 20%. As an example, the benchmark point shows 32 (17) events after imposing a 20 (30) GeV cut. Since in this analysis we are not including detector effects, such as efficiency, it is clear that we need to relax the stringency of $p_{\mu T}^{\text{cut}}$ if we want to significantly improve the sensitivity with respect to that from DELPHI. We consider that, as these muons are not produced at the interaction point, a dedicated trigger with a smaller cut on the transverse momentum is more appropriate.

Another cut of interest is that on missing transverse energy, $\cancel{E}_T = |\vec{p}_{\nu T}|$, shown on Figure 8. We observe that one can impose \cancel{E}_T cuts up to 40 GeV without reducing the number of events below 80%. However, at this point the ratio drops, and one find that for cuts above 70 GeV the ratio is again under 20%. For our benchmark point, imposing displaced vertex, pseudorapidity and \cancel{E}_T constraints, we find 75 (15) events for a \cancel{E}_T cut of 40 (70) GeV.

Finally, in Figure 9, we show the impact of a cut on $M_{\text{eff}} = |\vec{p}_{\mu T}| + |\vec{p}_{q T}| + |\vec{p}_{q' T}| + \cancel{E}_T$. As expected, we find an endpoint for $M_{\text{eff}} = m_h$. In this case it is possible to impose cuts as large as 95 GeV without reducing the number of events under 80%. Again, on our benchmark point, cutting on $M_{\text{eff}} = 95$ GeV decreases the number of events to 63.

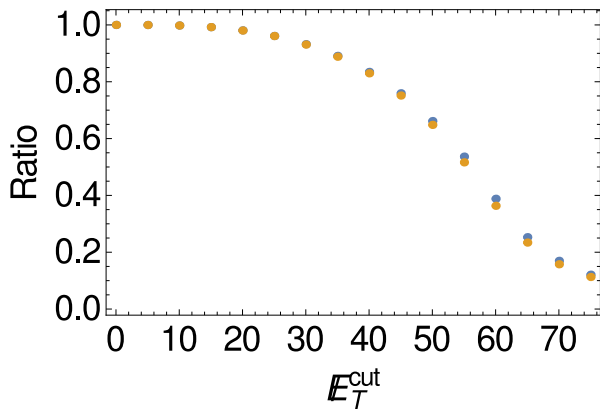


Figure 8: As Figure 7, but applying a cut on missing transverse energy.

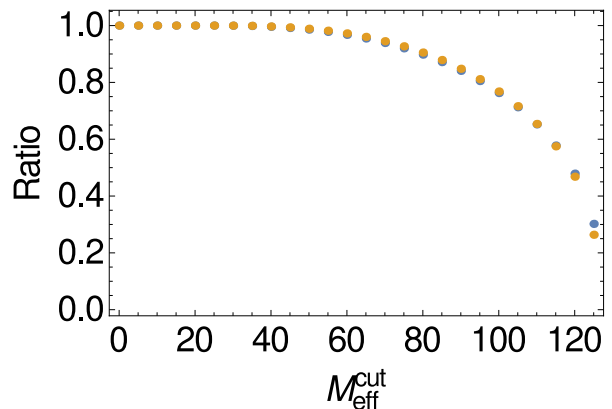


Figure 9: As Figure 7, but applying a cut on M_{eff} .

5 Discussion

In this work, we study the possible observation of Higgs decays involving heavy neutrinos, by means of a search for displaced vertices.

This study is done in the context of the minimal 3+2 neutrino model, which is based on a Type-I Seesaw with two heavy sterile neutrinos. After imposing all constraints on the parameter space, we find that the model can be described in terms of two additional parameters, apart from the light neutrino masses and mixings. The two new parameters are a degenerate mass for the two heavy neutrinos, and the enhancement parameter in the Casas-Ibarra R matrix, γ_{45} .

We then calculate the partial width for Higgs decay into any two neutrinos. We find that the $h \rightarrow n_i N_j$ channel has the largest branching ratio, and concentrate on the description of a displaced vertex signal. This signal is particularly relevant for degenerate heavy neutrino masses of the order of a few GeV.

It is important to stress that this prediction depends on the neutrino masses and on γ_{45} , with no dependence on the neutrino mixing angles nor phases of the PMNS matrix. Such decays can therefore provide direct information on the new parameters of the model.

For the LHC Run 2, there exist allowed regions of parameter space where the number of Higgs decays with a displaced vertex could be as large as $\mathcal{O}(100)$, before any other kinematical cut. It is important to note that the observation of the displaced vertex relies strongly on the decay channel of the heavy neutrinos and on the detection efficiency. As an example, we have included the branching ratio due to $N \rightarrow \mu q q'$ decay, and imposed pseudorapidity cuts on the final states. Both considerations reduce the number of events down to $\mathcal{O}(20\%)$ from the original number, still leaving a large enough amount to be observed.

In order to perform a more realistic assessment of the signal strength, we have considered additional kinematical cuts. For instance, in the $N \rightarrow \mu q q'$ channel, we find that a 30 GeV cut on the muon transverse momentum, (typical of a level 1 trigger), the number of observable events is reduced to 4% of the initial number. This low efficiency is due to the low value of the momenta of final states, which in turn is a consequence of the low mass of the heavy neutrinos. Therefore,

as this does not include further potential losses from detector reconstruction inefficiencies, we conclude that one cannot rely on conventional cuts to properly observe this channel. In order to avoid this situation, we present two alternative kinematical cuts with much better efficiency. Such cuts are based on missing transverse energy, \cancel{E}_T , and effective mass, M_{eff} . We believe this could be helpful in designing a dedicated trigger, and point out that such a trigger could be useful more generally to search for weakly interacting light particles.

The measurement of Higgs decays to heavy neutrinos would constitute a powerful test of the mechanism of neutrino mass generation. This process can provide complementary information to the one that can be measured via the dominant production mechanism, $W \rightarrow \ell N_j$ decays.

6 Acknowledgements

We would like to thank Stefan Liebler and Marius Wiesemann for support on SusHi and MoRe-SusHi. We would also like to thank Matt King for useful discussions on searches with displaced vertices.

A.G. and J.J.P. acknowledge funding by the Dirección de Gestión de la Investigación at PUCP, through grant DGI-2015-3-0026. J.J.P. would like to thank CERN for its hospitality, and acknowledges partial support from the grants Generalitat Valenciana VALi+d, Spanish MINECO FPA 2011-23596 and the Generalitat Valenciana PROMETEO - 2008/004. P.H. was supported by grants FPA2011-29678, PROMETEO/2009/116, CUP (CSD2008 - 00037), ITN INVISIBLES (Marie Curie Actions, PITN-GA-2011-289442). M.L. and A.M.B. were supported by grants of the vcti-uan/20131044 and the ITN INVISIBLES (Marie Curie Actions, PITN-GA-2011-289442). M.L. would like to acknowledge hospitality at IFIC, Valencia and PUCP, Lima. A.M.B. acknowledges the hospitality at IFIC, Valencia.

A Neutrinoless Double Beta Decay

Following [27], we find that the $0\nu\beta\beta$ amplitude A is proportional to:

$$A \propto \sum_{\ell_i=1}^3 m_{\ell_i} U_{e\ell_i}^2 \mathcal{M}^{0\nu\beta\beta}(m_{\ell_i}) + \sum_{i=1}^2 M_i U_{eh_i}^2 \mathcal{M}^{0\nu\beta\beta}(M_i) , \quad (\text{A.1})$$

where $\mathcal{M}^{0\nu\beta\beta}$ is the nuclear matrix element. Furthermore, for heavy neutrinos with mass larger than 100 MeV, one has:

$$\mathcal{M}^{0\nu\beta\beta}(m_{\ell_i}) \rightarrow \mathcal{M}^{0\nu\beta\beta}(0) , \quad (\text{A.2})$$

$$\mathcal{M}^{0\nu\beta\beta}(M_i) \rightarrow 0 . \quad (\text{A.3})$$

It is common in the literature to define:

$$m_{\beta\beta} = \sum_{\ell_i=1}^3 m_{\ell_i} U_{e\ell_i}^2 = - \sum_{i=1}^2 M_i U_{eh_i}^2 , \quad (\text{A.4})$$

where the last equality is guaranteed by the seesaw mechanism, at tree level. Then, for non-degenerate masses, we can understand the heavy neutrino contribution by writing:

$$\begin{aligned} \sum_{i=1}^2 M_i U_{eh_i}^2 \mathcal{M}^{0\nu\beta\beta}(M_i) &= \left(\sum_{i=1}^2 M_i U_{eh_i}^2 \right) \mathcal{M}^{0\nu\beta\beta}(M_2) + (\mathcal{M}^{0\nu\beta\beta}(M_1) - \mathcal{M}^{0\nu\beta\beta}(M_2)) M_1 U_{eh_1}^2 \\ &= -m_{\beta\beta} \mathcal{M}^{0\nu\beta\beta}(M_2) + \Delta \mathcal{M}^{0\nu\beta\beta} M_1 U_{eh_1}^2 \end{aligned} \quad (\text{A.5})$$

The first term on the right is proportional to the contribution from the light neutrinos, but strongly suppressed by the matrix element involving the heaviest neutrino. Thus, for heavy neutrino masses larger than 100 MeV, the second term would provide the dominant contribution.

In this model, the matrix element U_{eh_i} can be written:

$$U_{eh_i} = i \left[S_{\text{sol}}^e R_{1i}^\dagger + S_{\text{atm}}^e R_{2i}^\dagger \right] M_i^{-1/2} . \quad (\text{A.6})$$

For the normal hierarchy we have:

$$(S_{\text{sol}}^e)_{\text{NH}} = [(U_{\text{PMNS}})_{12} H_{11} + (U_{\text{PMNS}})_{13} H_{21}] (\Delta m_{\text{sol}}^2)^{1/4} \quad (\text{A.7})$$

$$(S_{\text{atm}}^e)_{\text{NH}} = [(U_{\text{PMNS}})_{12} H_{12} + (U_{\text{PMNS}})_{13} H_{22}] (\Delta m_{\text{atm}}^2)^{1/4} \quad (\text{A.8})$$

while for the inverted hierarchy:

$$(S_{\text{sol}}^e)_{\text{IH}} = [(U_{\text{PMNS}})_{11} H_{11} + (U_{\text{PMNS}})_{12} H_{21}] (\Delta m_{\text{sol}}^2)^{1/4} \quad (\text{A.9})$$

$$(S_{\text{atm}}^e)_{\text{IH}} = [(U_{\text{PMNS}})_{11} H_{12} + (U_{\text{PMNS}})_{12} H_{22}] (\Delta m_{\text{atm}}^2)^{1/4} \quad (\text{A.10})$$

Then, the whole amplitude is proportional to:

$$\begin{aligned} A &\propto m_{\beta\beta} (\mathcal{M}^{0\nu\beta\beta}(0) - \mathcal{M}^{0\nu\beta\beta}(M_2)) \\ &\quad - \frac{1}{4} \Delta \mathcal{M}^{0\nu\beta\beta} [(S_{\text{sol}}^e + S_{\text{atm}}^e) e^{i(\theta_{45} - i\gamma_{45})} + (S_{\text{sol}}^e - S_{\text{atm}}^e) e^{-i(\theta_{45} - i\gamma_{45})}]^2 \end{aligned} \quad (\text{A.11})$$

Here, we see that the amplitude can be exponentially enhanced by γ_{45} , negating the suppression from the matrix elements. For very large γ_{45} , the only way to control this enhancement is by having degenerate heavy neutrino masses.

B Higgs Decays into Heavy Neutrinos

For completeness, we report the differential Higgs decay width, in cylindrical coordinates, on a boosted frame. We take a vanishing light neutrino mass, and take the heavy neutrino mass equal to M_j :

$$\begin{aligned} \frac{d^2\Gamma(h \rightarrow n_i N_j)}{d|\vec{p}_{N_T}| d\phi_N} &= \frac{1}{8\pi^2} \frac{|\vec{p}_{N_T}|}{\sqrt{m_h^2 + |\vec{p}_{h_T}|^2}} \left[(S + P) \frac{m_h^2}{2} \left(1 - \frac{M_j^2}{m_h^2} \right) \right] \\ &\quad \times \left[\left| \frac{1}{p_{N_Z}(E_1 + E_2) - p_{h_Z} E_1} \right|_{p_{N_Z}=p_Z^+} + \left| \frac{1}{p_{N_Z}(E_1 + E_2) - p_{h_Z} E_1} \right|_{p_{N_Z}=p_Z^-} \right] . \end{aligned} \quad (\text{B.1})$$

Here, the energy of the outgoing neutrinos is:

$$E_1 = \sqrt{M_j^2 + |\vec{p}_{N_T}|^2 + p_{N_Z}^2} \quad (\text{B.2})$$

$$E_2 = [|\vec{p}_{N_T}|^2 + p_{N_Z}^2 + |\vec{p}_{h_T}|^2 + p_{h_Z}^2 - 2|\vec{p}_{h_T}||\vec{p}_{N_T}|\cos\phi_N - 2p_{h_Z}p_{N_Z}]^{1/2}. \quad (\text{B.3})$$

The Higgs momentum in the direction of the beam axis is defined in terms of the transverse momentum and rapidity:

$$p_{h_Z} = \sqrt{m_h^2 + |\vec{p}_{h_T}|^2} \sinh y_h \quad (\text{B.4})$$

Similarly, the variable p_{N_Z} is the heavy neutrino momentum on the direction of the beam axis. It is fixed by momentum conservation, and has the following allowed values:

$$p_Z^\pm = \frac{1}{2(m_h^2 + |\vec{p}_{h_T}|^2)} \left\{ (m_h^2 + M_j^2 + 2|\vec{p}_{N_T}||\vec{p}_{h_T}|\cos\phi_N) p_{h_Z} \pm \left[(m_h^2 + |\vec{p}_{h_T}|^2 + p_{h_Z}^2) \left((m_h^2 - M_j^2)^2 - 4(m_h^2|\vec{p}_{N_T}|^2 + M_j^2|\vec{p}_{h_T}|^2) - 4|\vec{p}_{N_T}|^2|\vec{p}_{h_T}|^2\sin^2\phi_N + 4(m_h^2 + M_j^2)|\vec{p}_{N_T}||\vec{p}_{h_T}|\cos\phi_N \right) \right]^{1/2} \right\} \quad (\text{B.5})$$

Demanding p_Z^\pm to have real values puts constraints on $|\vec{p}_{N_T}|$ and ϕ_N . We find that, if:

$$|\vec{p}_{h_T}| \leq \frac{(m_h^2 - M_j^2)}{2M_j} \Rightarrow \begin{cases} 0 \leq |\vec{p}_{N_T}| \leq p_T^+ \\ -\pi \leq \phi_N \leq \pi \end{cases} \quad (\text{B.6})$$

Alternatively, if:

$$\frac{(m_h^2 - M_j^2)}{2M_j} < |\vec{p}_{h_T}| \Rightarrow \begin{cases} p_T^- \leq |\vec{p}_{N_T}| \leq p_T^+ \\ \sin^2\phi_N \leq \frac{(m_h^2 - M_j^2)^2}{4M_j^2|\vec{p}_{h_T}|^2} \end{cases} \quad (\text{B.7})$$

The values p_T^\pm are defined as:

$$p_T^\pm = \frac{1}{2(m_h^2 + |\vec{p}_{h_T}|^2\sin^2\phi_N)} \left\{ (m_h^2 + M_j^2)|\vec{p}_{h_T}|\cos\phi_N \pm \left[(m_h^2 + |\vec{p}_{h_T}|^2) \times ((m_h^2 - M_j^2)^2 - 4M_j^2|\vec{p}_{h_T}|^2\sin^2\phi_N) \right]^{1/2} \right\} \quad (\text{B.8})$$

References

- [1] P. Minkowski, Phys.Lett. **B67**, 421 (1977)
- [2] M. Gell-Mann, P. Ramond, R. Slansky, Conf.Proc. **C790927**, 315 (1979), 1306.4669
- [3] T. Yanagida, Conf.Proc. **C7902131**, 95 (1979)

- [4] R. N. Mohapatra, G. Senjanovic, Phys.Rev.Lett. **44**, 912 (1980)
- [5] R. Mohapatra, J. Valle, Phys.Rev. **D34**, 1642 (1986)
- [6] D. Wyler, L. Wolfenstein, Nucl.Phys. **B218**, 205 (1983)
- [7] G. Branco, W. Grimus, L. Lavoura, Nucl.Phys. **B312**, 492 (1989)
- [8] A. Pilaftsis, Z.Phys. **C55**, 275 (1992), hep-ph/9901206
- [9] P. Bhupal Dev, R. Franceschini, R. Mohapatra, Phys.Rev. **D86**, 093010 (2012), 1207.2756
- [10] C. G. Cely, A. Ibarra, E. Molinaro, et al., Phys.Lett. **B718**, 957 (2013), 1208.3654
- [11] M. Gronau, C. N. Leung, J. L. Rosner, Phys. Rev. **D29**, 2539 (1984)
- [12] E. K. Akhmedov, V. Rubakov, A. Y. Smirnov, Phys.Rev.Lett. **81**, 1359 (1998), hep-ph/9803255
- [13] T. Asaka, M. Shaposhnikov, Phys.Lett. **B620**, 17 (2005), hep-ph/0505013
- [14] J. Helo, M. Hirsch, S. Kovalenko, Phys.Rev. **D89**, 073005 (2014), 1312.2900
- [15] E. Izaguirre, B. Shuve, Phys.Rev. **D91**, 093010 (2015), 1504.02470
- [16] D. G. Cerdeño, V. Martín-Lozano, O. Seto, JHEP **1405**, 035 (2014), 1311.7260
- [17] M. J. Strassler, K. M. Zurek, Phys.Lett. **B661**, 263 (2008), hep-ph/0605193
- [18] G. Brooijmans, B. Gripaios, F. Moortgat, et al. (2012), 1203.1488
- [19] A. Donini, P. Hernandez, J. Lopez-Pavon, et al., JHEP **1207**, 161 (2012), 1205.5230
- [20] J. Casas, A. Ibarra, Nucl.Phys. **B618**, 171 (2001), hep-ph/0103065
- [21] A. Ibarra, E. Molinaro, S. T. Petcov, Phys. Rev. **D84**, 013005 (2011), 1103.6217
- [22] M. Gonzalez-Garcia, M. Maltoni, T. Schwetz, JHEP **1411**, 052 (2014), 1409.5439
- [23] M. Agostini, et al. (GERDA), Phys.Rev.Lett. **111**, 12, 122503 (2013), 1307.4720
- [24] A. Gando, et al. (KamLAND-Zen), Phys.Rev.Lett. **110**, 6, 062502 (2013), 1211.3863
- [25] B. Schwingenheuer, Annalen Phys. **525**, 269 (2013), 1210.7432
- [26] J. Gómez-Cadenas, J. Martín-Albo (2015), 1502.00581
- [27] M. Blennow, E. Fernandez-Martinez, J. Lopez-Pavon, et al., JHEP **1007**, 096 (2010), 1005.3240
- [28] J. Lopez-Pavon, S. Pascoli, C.-f. Wong, Phys.Rev. **D87**, 9, 093007 (2013), 1209.5342

- [29] D. Aristizabal Sierra, C. E. Yaguna, JHEP **1108**, 013 (2011), 1106.3587
- [30] J. Adam, et al. (MEG), Phys.Rev.Lett. **110**, 201801 (2013), 1303.0754
- [31] B. Aubert, et al. (BaBar), Phys.Rev.Lett. **104**, 021802 (2010), 0908.2381
- [32] C. Dohmen, et al. (SINDRUM II), Phys.Lett. **B317**, 631 (1993)
- [33] W. H. Bertl, et al. (SINDRUM II), Eur.Phys.J. **C47**, 337 (2006)
- [34] W. Honecker, et al. (SINDRUM II), Phys.Rev.Lett. **76**, 200 (1996)
- [35] Mu2e Conceptual Design Report.
- [36] Letter of Intent for Phase-I of the COMET Experiment at J-PARC.
- [37] R. Barlow, Nucl.Phys.Proc.Suppl. **218**, 44 (2011)
- [38] R. Alonso, M. Dhen, M. Gavela, et al., JHEP **1301**, 118 (2013), 1209.2679
- [39] A. Atre, T. Han, S. Pascoli, et al., JHEP **0905**, 030 (2009), 0901.3589
- [40] P. Abreu, et al. (DELPHI), Z.Phys. **C74**, 57 (1997)
- [41] S. Kovalenko, Z. Lu, I. Schmidt, Phys.Rev. **D80**, 073014 (2009), 0907.2533
- [42] G. Aad, et al. (ATLAS), Phys.Lett. **B719**, 280 (2013), 1210.7451
- [43] V. Khachatryan, et al. (CMS), Phys.Rev. **D91**, 5, 052012 (2015), 1411.6977
- [44] V. Khachatryan, et al. (CMS), Phys.Rev. **D91**, 1, 012007 (2015), 1411.6530
- [45] G. Aad, et al. (ATLAS) (2015), 1504.03634
- [46] G. Aad, et al. (ATLAS) (2015), 1504.05162
- [47] V. Khachatryan, et al. (CMS), Phys.Rev.Lett. **114**, 6, 061801 (2015), 1409.4789
- [48] T. Hahn, Comput. Phys. Commun. **168**, 78 (2005), hep-ph/0404043
- [49] R. Harlander, P. Kant, JHEP **0512**, 015 (2005), hep-ph/0509189
- [50] R. V. Harlander, S. Liebler, H. Mantler, Computer Physics Communications **184**, 1605 (2013), 1212.3249
- [51] H. Mantler, M. Wiesemann, Eur.Phys.J. **C73**, 6, 2467 (2013), 1210.8263
- [52] R. V. Harlander, H. Mantler, M. Wiesemann, JHEP **1411**, 116 (2014), 1409.0531
- [53] W. Greiner, B. Muller, *Gauge theory of weak interactions* (1993)