

# 2013 TRACKING REPORT



Lesbian, Gay, Bisexual, Transgender and Queer Grantmaking by U.S. Foundations



FUNDERS FOR  
LGBTQ  
ISSUES

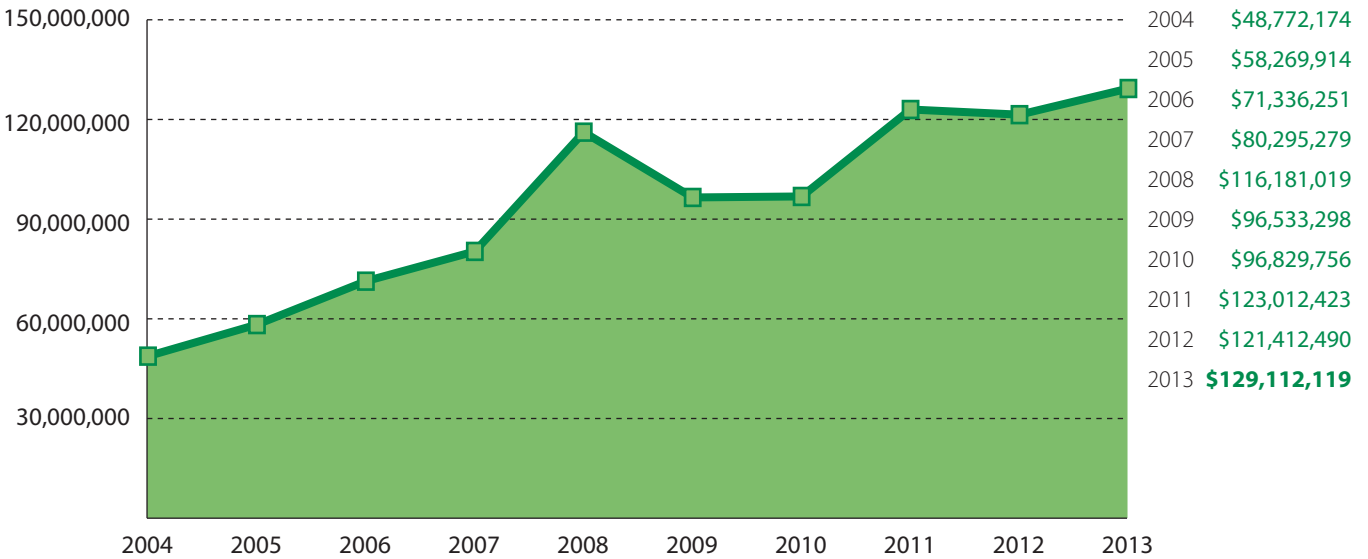
# GENERAL OVERVIEW

Lesbian, Gay, Bisexual, Transgender and Queer Grantmaking by US Foundations in 2013 at a glance:

<b>Number of Foundations and Corporations Making LGBTQ Grants</b> <b>331</b>	<b>Number of Grants</b> <b>4,146</b>	<b>Total Investment in LGBTQ Issues</b> <b>\$129,112,119</b>	<b>Number of Grantees</b> <b>1,885</b>
---	---	---	---

## Total Annual LGBTQ Grant Dollars, 2004-2013

Foundation funding for LGBTQ issues reached a record high of \$129.1 million in 2013. This represents a 6.3 percent increase from 2012. Since the entire philanthropic sector is estimated to have grown approximately 5.6 percent from 2012 to 2013, LGBTQ philanthropy is growing at a slightly faster clip.



Despite significant gains, as in recent years, **for every 100 dollars awarded by U.S. foundations only 24 cents goes to LGBTQ issues.**



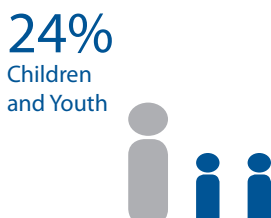
# DOMESTIC HIGHLIGHTS

In 2013, funding for LGBTQ issues in the United States reached a record high of nearly \$105 million.

### Top Issue Funded



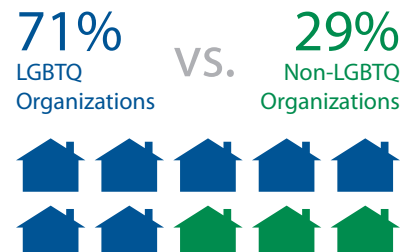
### Top Sub-Population Funded



### Top State Funded

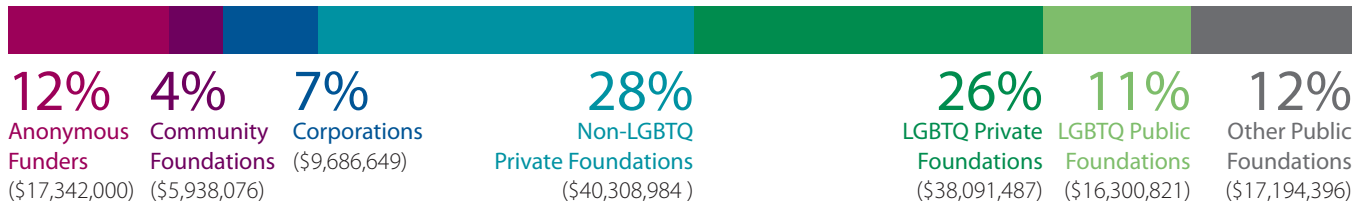


### Recipient Organization Type



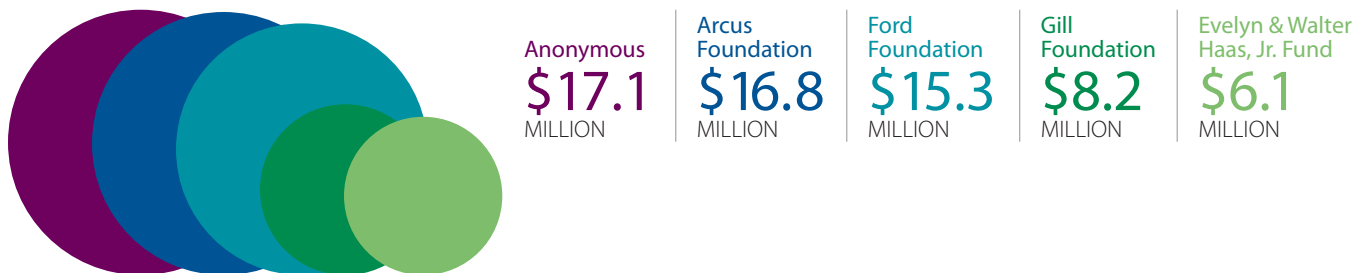
## Sources of LGBTQ Funding

As in prior years, private foundations provided the largest share of dollars — \$78.4 million, or 54 percent. Approximately **40 percent** of 2013 dollars (**\$51.7 million**) for LGBTQ issues were driven by LGBTQ donors themselves, either through private foundations established by LGBTQ donors or public funders dedicated to LGBTQ communities.



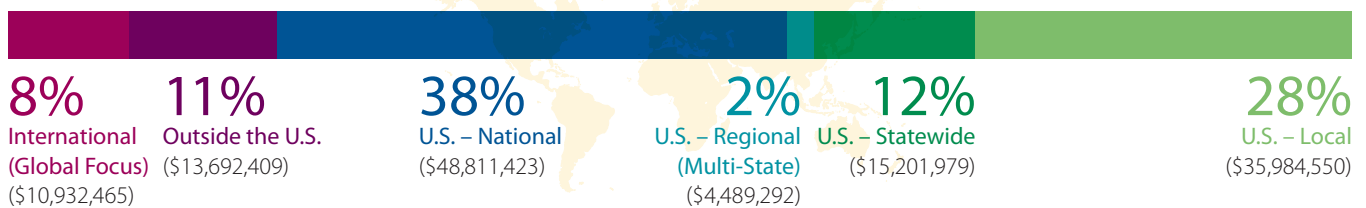
## Top Funders

The top 5 funders of LGBTQ issues provided **\$62.4 million** in grants, or **48 percent** of the year's total.



## Geographic Focus

In 2013, over **80 percent** of funding focused on domestic LGBTQ communities, of which, the majority supported work at the national level.



# INTERNATIONAL HIGHLIGHTS

Of international funding, **35 percent** went to organizations **based in the U.S.**

### Top Issue Funded



### Top Sub-Population Funded

**18%**  
Gay/Queer Men/MSM



### Top Region Funded (Outside U.S.)

**\$6,875,070s**  
Sub-Saharan Africa



### Top Three Funders



# INTRODUCTION

It is my pleasure to share with you the *2013 Tracking Report: Lesbian, Gay, Bisexual, Transgender and Queer Grantmaking by U.S. Foundations*. This report explores the scope and character of foundation funding for LGBTQ issues in the calendar year 2013. This 12th annual edition of the tracking report captures data on 4,152 grants awarded by 342 foundations, making this the most comprehensive assessment of LGBTQ funding available.

In 2013, foundation funding for LGBTQ issues totaled \$129.1 million — a new record high for LGBTQ grantmaking! In a year filled with several resounding victories for LGBTQ rights, including the historic Supreme Court decision in *United States v. Windsor*, record-breaking funding is just one more way that our movement continued to advance and grow.

However, despite this progress, LGBTQ funding remains less than one-quarter of one percent of all foundation funding.

While this year's report is laid out similarly to 2012's Tracking Report, there are several changes to highlight:

- To reflect the evolving scope of LGBTQ issues being funded, we added several new issue categories. We added criminalization and criminal justice reform as well as immigration to our "civil rights" category. We also added several sub-categories for health, expanding "other health issues" to include the following categories: cancer; cultural competence; general health promotion and services; insurance coverage; mental health, substance abuse, and suicide prevention; primary care; and sexual and reproductive health.
- We likewise changed the way we track populations. Instead of only being able to attribute two population focuses to each grant, we were able to code every grant for the specific populations served based on sexual orientation, gender identity, ethnicity/race, age group, and other target populations. Thus a grant for young incarcerated trans women of color could be attributed to four different populations as opposed to our old system where this grant would only be attributed to two populations.
- We also built upon our analysis of the types of organizations receiving funding. In this year's report, we tabulated both U.S. and global LGBTQ funding by the type of organization receiving funding. This year's report features two whole sections dedicated to the types of organizations receiving funding.
- Finally, in this year's report we have included a regional assessment of LGBTQ funding in the U.S. and a closer look at the geographic scope of funding outside the U.S.

It is my hope that this report is useful to funders, nonprofit leaders, and other stakeholders in identifying trends, gaps, and opportunities for LGBTQ grantmaking. As this report only looks at funding from U.S.-based foundations and corporations, it only captures a portion of all giving to LGBTQ issues. Nonetheless, I hope it inspires increased funding for LGBTQ issues and drives smart investment in LGBTQ communities.

Take Care,



Ben Francisco Maulbeck

# ■ TABLE OF CONTENTS

## 2 INTRODUCTION

### 4 OVERVIEW

- All Foundation Funding vs. LGBTQ Foundation Funding
- Top Grantmakers
- Top Grant Recipients
- Sources of LGBTQ Funding
- Geographic Focus
- Type of Support
- Population Focus
- Strategies Funded
- Issues Addressed

### 13 DOMESTIC FUNDING OF LGBTQ ISSUES

- Local and Statewide Funding of LGBTQ Issues
- Funding Per LGBTQ Adult or “Grant Dollars Per Queer”
- Issues Addressed in Domestic Funding
- Domestic Population Focus

### 23 DOMESTIC FUNDING BY TYPE OF ORGANIZATION

- Analysis of Domestic Funding for LGBTQ Organizations
- Analysis of Domestic Funding for Non-LGBTQ Organizations

### 27 GLOBAL FUNDING OF LGBTQ ISSUES

- Global Geographic Focus
- Global Funding by Region and Issues Addressed
- Issues Addressed in Global Funding
- Global Population Focus

### 34 GLOBAL FUNDING BY TYPE OF ORGANIZATION

- Analysis of Global funding for LGBTQ Organizations
- Analysis of Global funding for Non-LGBTQ Organizations

### 37 COMMUNITY FOUNDATION GRANTMAKING FOR LGBTQ ISSUES

- Issues Addressed by Community Foundations
- Geographic Focus of Community Foundations

### 40 CORPORATE GRANTMAKING FOR LGBTQ ISSUES

- Issues Addressed by Corporate Funders
- Geographic Focus of Corporate Funders

### 43 PRIVATE FOUNDATION GRANTMAKING FOR LGBTQ ISSUES

- Issues Addressed by Private Foundations
- Geographic Focus of Private Foundations

### 46 PUBLIC FUNDER GRANTMAKING FOR LGBTQ ISSUES

- Issues Addressed by Public Funders
- Geographic Focus of Public Funders

### 49 APPENDIX: 2013 LIST OF LGBTQ GRANTMAKERS IN THE U.S.

### 60 METHODOLOGY AND ACKNOWLEDGEMENTS

### 61 REPORT CREDITS

# OVERVIEW

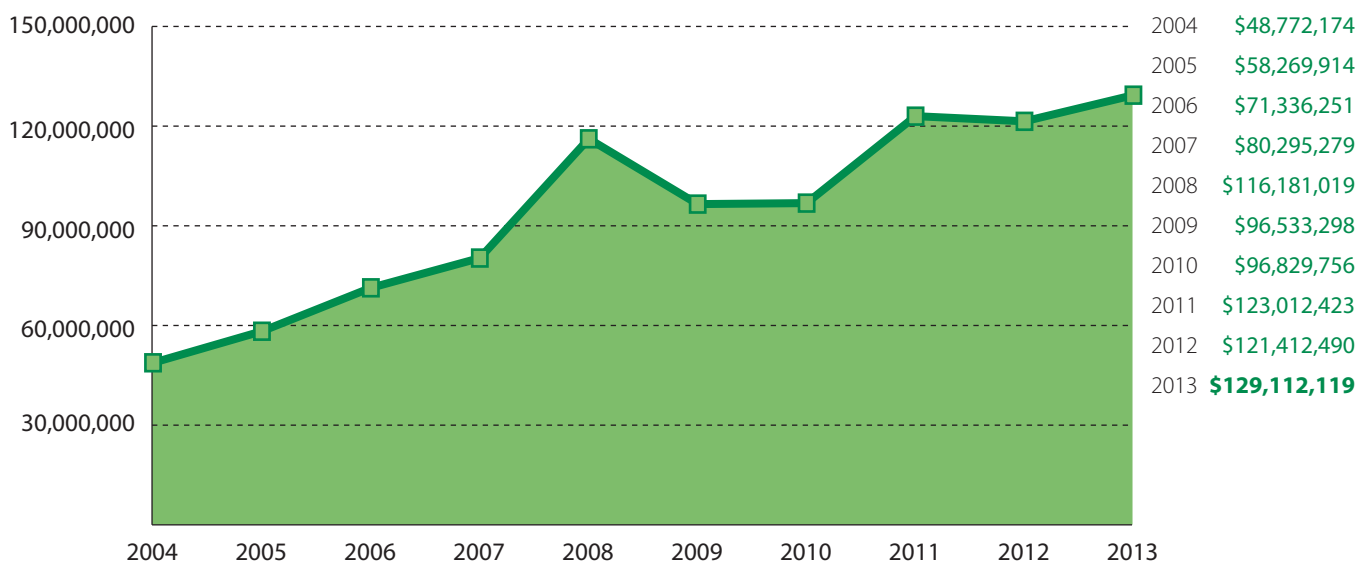
In 2013, foundations awarded 4,152 grants totaling \$129.1 million to support organizations and programs addressing lesbian, gay, bisexual, transgender, and queer (LGBTQ) issues. Both the number of grants and the total amount are new records for LGBTQ funding. The growth in 2013 represents a 6.3 percent increase from 2012, when funding for LGBTQ issues stood at \$121.4 million.

Foundations also granted an additional \$15.7 million to public foundations and other intermediaries for the purposes of re-granting to LGBTQ communities, up from \$12.7 million in 2012. With re-granting dollars included, LGBTQ grantmaking totaled \$144.8 million. Approximately 12 percent of funding for LGBTQ issues in 2013 was re-granted through a funding collaborative or intermediary, demonstrating an exceptional degree of collaboration and coordination among LGBTQ funders.

The 2013 increase was driven by significant increases in investment in LGBTQ issues by a handful of funders. In particular, growth from the Arcus Foundation and the Ford Foundation accounted for an increase of \$12.5 million in funding for LGBTQ issues. Note, grantmaking for LGBTQ issues only grew \$7.6 million overall.

Eight foundations in our top 20 list had big increases in LGBTQ grantmaking in 2013. Four foundations in the top 20 more than doubled their LGBTQ grantmaking: the **Arcus Foundation**, the **Harry and Jeanette Weinberg Foundation**, **Heartland Alliance for Human Needs and Human Rights**, and the **M.A.C. AIDS Fund**. LGBTQ grantmaking at the **Astraea Lesbian Foundation for Justice** was up by nearly 80 percent. **The California Endowment** and the **Ford Foundation** increased their funding for LGBTQ issues by more than 30 percent, and the **Tides Foundation** increased their LGBTQ funding by nearly 25 percent.

## LGBTQ Funding, 2004-2013

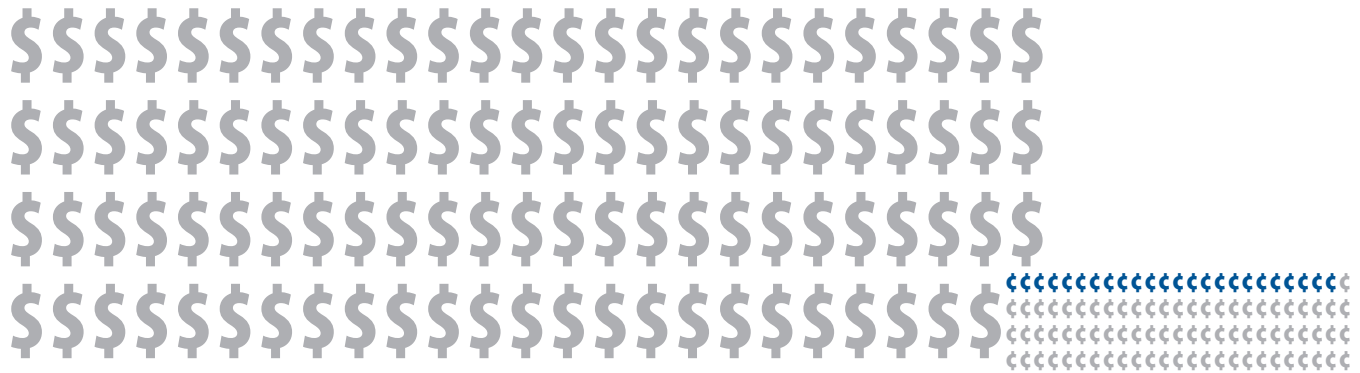


# ■ ALL FOUNDATION FUNDING VS. LGBTQ FOUNDATION FUNDING

In the past decade, foundation funding for LGBTQ issues has grown by over 250 percent. Foundation funding generally has grown by less than 75 percent in the same period. In 2013, grantmaking for LGBTQ issues increased by 6.3 percent, while foundation funding in general grew by 5.6 percent.

However, despite impressive gains, funding for LGBTQ issues is still a tiny fraction of all foundation funding — approximately 0.24 percent of the \$54.7 billion total that the Foundation Center estimates was awarded by foundations in 2013.<sup>1</sup>

## All Foundation Funding (in billions), 2004-2013



**Source:** The Foundation Center: Key Facts on U.S. Foundations (2014).  
<http://foundationcenter.org/gainknowledge/research/keyfacts2014/foundation-focus.html>

### RECOMMENDED RESOURCE: Learn Philanthropy



If you're new to the world of philanthropy, we highly recommend Learn Philanthropy, an online hub of resources related to philanthropy and grantmaking. It includes a glossary of philanthropic terms and a directory of philanthropic resources, several useful introductory articles and videos, and a library of reports and publications. Funders for LGBTQ Issues is proud to be one of many partners providing content for the site. Check it out at [www.learnphilanthropy.org](http://www.learnphilanthropy.org).

# TOP GRANTMAKERS

In 2013, the top ten funders of LGBTQ issues awarded \$81.9 million, accounting for more than 63 percent of the year's total. The top twenty funders awarded \$101 million, accounting for more than 78 percent of the year's total.

Eight of the top twenty funders were LGBTQ-specific funders.

## Top 20 Funders of LGBTQ Issues by Total Dollar Amount

1 <b>Anonymous</b> Various locations \$17,112,000	11 <b>M.A.C. AIDS Fund</b> New York, NY \$2,549,454
2 <b>Arcus Foundation</b> New York, NY \$16,837,663	12 <b>H. van Ameringen Foundation</b> New York, NY \$2,459,000
3 <b>Ford Foundation</b> New York, NY \$15,282,922	13 <b>Astraea Lesbian Foundation for Justice</b> New York, NY \$2,054,574
4 <b>Gill Foundation</b> Denver, CO \$7,103,725	14 <b>Heartland Alliance for Human Needs &amp; Human Rights</b> Chicago, IL \$2,021,890
5 <b>Evelyn &amp; Walter Haas, Jr. Fund</b> San Francisco, CA \$6,108,025	15 <b>The California Endowment</b> Los Angeles, CA \$1,994,885
6 <b>Pride Foundation</b> Seattle, WA \$5,344,871	16 <b>Proteus Fund – Civil Marriage Collaborative</b> Amherst, MA \$1,700,000
7 <b>Open Society Foundations</b> New York, NY \$4,466,850	17 <b>Calamus Foundation</b> New York, NY \$1,693,500
8 <b>Wells Fargo Foundation</b> San Francisco, CA \$3,650,368	18 <b>Elton John AIDS Foundation</b> New York, NY \$1,653,931
9 <b>Tides Foundation</b> San Francisco, CA \$3,367,128	19 <b>Harry and Jeanette Weinberg Foundation</b> Owing Mills, MD \$1,600,000
10 <b>American Jewish World Service</b> New York, NY \$2,638,408	20 <b>Levi Strauss &amp; Co. Foundation</b> San Francisco, CA \$1,435,000

**TOTAL \$101,074,194**

## Top 10 Funders of LGBTQ Issues by Number of Grants

1 <b>Horizons Foundation</b> San Francisco, CA 289	6 <b>Astraea Lesbian Foundation for Justice</b> New York, NY 125
2 <b>Pride Foundation</b> Seattle, WA 213	7 <b>Tides Foundation</b> San Francisco, CA 123
3 <b>Wells Fargo Foundation</b> San Francisco, CA 174	8 <b>Stonewall Community Foundation</b> New York, NY 97
4 <b>Arcus Foundation</b> New York, NY 166	9 <b>David Bohnett Foundation</b> Beverly Hills, CA 93
5 <b>Our Fund</b> Fort Lauderdale, FL 126	10 <b>Gill Foundation</b> Denver, CO 75

**TOTAL 1,481**

### ZOOMING IN: The Largest LGBTQ Grant in 2013

The largest LGBTQ grant in 2013 was a \$1.5 million, three-year grant awarded by the **Harry and Jeanette Weinberg Foundation** to SAGE. The grant supports the Caring and Preparing Program for LGBT elders in Baltimore, which is a collaborative project between SAGE and Chase Brexton.





## ■ TOP GRANT RECIPIENTS

The top 10 recipients of LGBTQ funding received a total of \$23 million, accounting for nearly 18 percent of all LGBTQ dollars granted in 2013. Eight of the top ten grantees are nonprofit organizations focused almost entirely on LGBTQ issues. One is focused broadly on civil liberties within the United States. While six of the top ten grantees are headquartered in New York City, for the first time a grantee in Africa made the top ten list.

### Top 10 Grantees of Foundation Funding for LGBTQ Issues (excludes re-granting)

1	<b>Freedom to Marry</b> New York, NY \$3,575,772	6	<b>American Civil Liberties Union</b> New York, NY \$2,151,000
2	<b>National LGBTQ Task Force</b> Washington, DC \$3,215,298	7	<b>Gay and Lesbian Advocates and Defenders (GLAD)</b> Boston, MA \$2,087,900
3	<b>Services and Advocacy for GLBT Elders (SAGE)</b> New York, NY \$2,619,858	8	<b>Lesbian, Gay, Bisexual &amp; Transgender Community Center</b> New York, NY \$1,598,108
4	<b>Lambda Legal Defense and Education Fund</b> New York, NY \$2,514,461	9	<b>African Men for Sexual Health and Rights (AMSHeR)</b> Johannesburg, South Africa \$1,553,447
5	<b>National Center For Lesbian Rights (NCLR)</b> New York, NY \$2,222,200	10	<b>Palm Center</b> San Francisco, CA \$1,485,000

**TOTAL** **\$23,023,044**

### RECOMMENDED RESOURCE: Foundation Maps: LGBTQ



For more detailed information about what organizations receive LGBTQ funding, view “Foundation Maps: LGBTQ” at [www.lgbtfunders.org/fundingmaps](http://www.lgbtfunders.org/fundingmaps). Our interactive data-visualization tool draws from both the Funders for LGBTQ Issues and the Foundation Center databases to allow users to easily understand who foundations have been funding to do LGBTQ work.

# SOURCES OF LGBTQ FUNDING

With the exception of anonymous funders, all funder categories increased their support of LGBTQ issues between 2012 and 2013. Growth was particularly pronounced among private foundations, with LGBTQ private foundations increasing their LGBTQ grantmaking by 15 percent and non-LGBTQ private foundations increasing their LGBTQ funding by 14 percent.

As in previous years, more than half of all funding for LGBTQ issues came from private foundations. In 2013, private foundations were responsible for 54 percent of all LGBTQ funding, totaling \$78.4 million. As in 2012, support from private foundations was split roughly evenly between foundations founded by LGBTQ donors and those founded by non-LGBTQ-identified donors.

Excluding dollars awarded by anonymous funders, approximately 40 percent of 2013 dollars (\$51.7 million) for LGBTQ issues were driven by LGBTQ donors, either through LGBTQ private foundations or LGBTQ public foundations. This is an increase from 2012, when LGBTQ donors were responsible for 36 percent of the funding.

## Sources of LGBTQ Grant Dollars by Funder Type



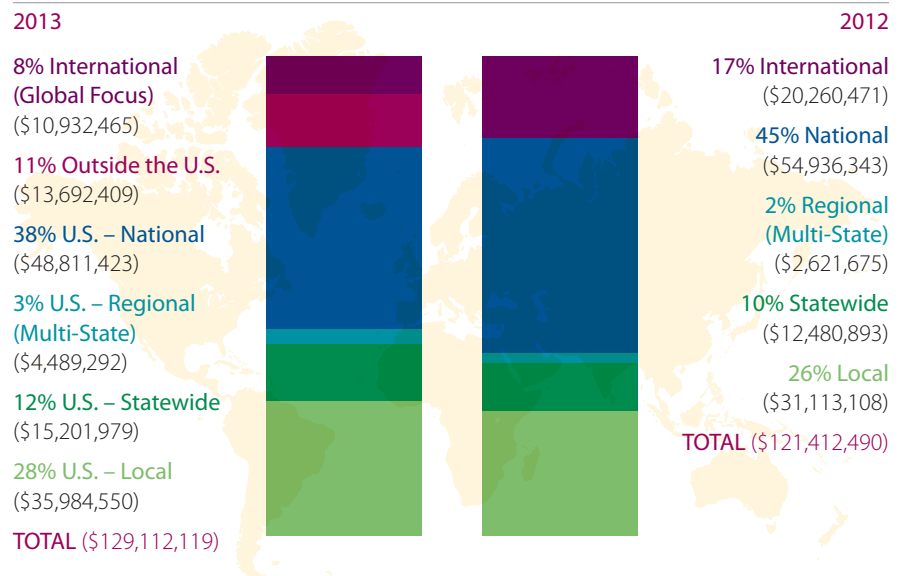
**Note:** In contrast to other parts of this report, this section *includes* dollars awarded to public foundations for the purposes of re-granting. This does result in the double-counting of re-granting dollars in this section, but is the most accurate way to capture the full amount of LGBTQ funding coming from (or through) the various types of funders

## ■ GEOGRAPHIC FOCUS

In 2013, more than a third of all funding supported national organizations and projects. As such, national work continued to receive the largest proportion of funding, even as funding for national work decreased by nearly \$7 million. Funding for regional, statewide, and local work all increased in 2013.

Funding for organizations and projects based outside the U.S. also increased, by \$4.4 million. This year, we have provided a more detailed look at the geographic focus of funding outside the U.S.. We have noted where grantmaking was truly international scope and where it was awarded for national, regional, or local work outside the U.S.

### Distribution of LGBTQ Grant Dollars by Geographic Focus



**Note:** This year, for the first time, we provide a more detailed analysis of the geographic focus of global LGBTI funding. "International" funding was global in focus for activities that addressed LGBTQ issues at the international level, such as advocacy for greater inclusion of LGBTI communities in international law and in the policies of major international bodies, such as the United Nations. Funding "Outside the U.S." was for services and advocacy in countries around the world, generally focused on a specific locality, country, or region of multiple countries.

## ■ TYPE OF SUPPORT

More than two-thirds of LGBTQ funding (68 percent) was devoted to program support in 2013. There was an increase in both the total dollar amount and the proportion of grant dollars awarded for program support. More than half of the funding attributed to the "other" category was scholarships. Scholarships accounted for \$2.5 million, amounting to approximately 2 percent of LGBTQ funding.

When it comes to number of grants, there was a more even divide between program and general operating support. In 2013, 47 percent of grants were awarded for program support, while 43 percent of grants were awarded for general operating support.

### Distribution of LGBTQ Grant Dollars by Type of Support



# POPULATION FOCUS

While the majority of grants were awarded to support the LGBTQ community broadly, the data below looks at grants that specifically targeted one segment of the LGBTQ community.

Two areas of noticeable change were funding for gay men and funding for transgender communities. Funding specifically targeting gay men declined by nearly \$1 million. Funding for transgender communities increased by more than \$2.5 million, reaching a new record of \$8.3 million. Of particular note was the launch of the Trans Justice Funding Project and a \$1.35 million grant awarded by the Tawani Foundation to the Palm Center to study transgender military service.

## ZOOMING IN: Domestic Funding Targeting Transgender People



In 2013, domestic funding for transgender communities increased to \$6.4 million from \$3.6 million in 2012. Besides the large grant from the Tawani Foundation, this growth was in part due to an increase in the number of grants for transgender issues. The number of grants for transgender issues increased from 184 in 2012 to 213 grants in 2013. Notably, 2013 was the first year the Trans Justice Funding Project began its funding, awarding 22 grants to different trans-led organizations.

## Distribution of LGBTQ Grant Dollars by Sexual Orientation and Gender Identity

2013

i = \$100,000



2012

i = \$100,000



## ■ STRATEGIES FUNDED

Advocacy continued to be the most funded strategy, with nearly half of all LGBTQ funding going to some form of advocacy work.

While most strategies were funded with similar numbers in 2013 as in 2012, one notable exception is funding for direct services, which increased by more than \$6 million.

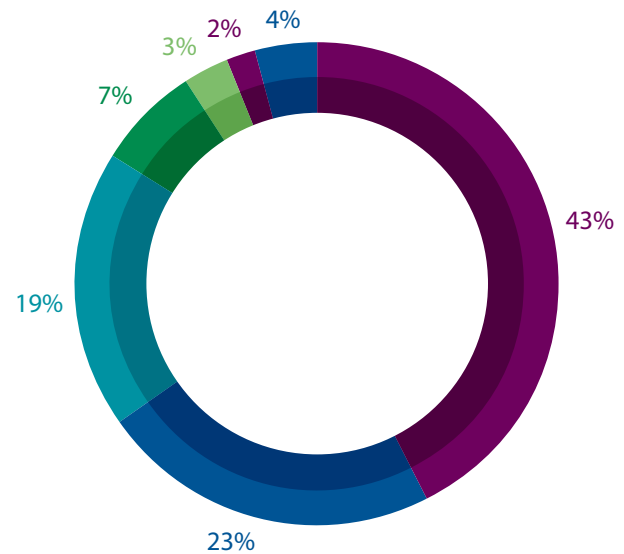
### Detailed Breakdown of Strategies Funded

	2013		2012	
<b>Advocacy</b>	<b>\$62,452,963</b>	<b>48%</b>	<b>\$60,038,260</b>	<b>49%</b>
Advocacy (General)	\$36,444,065	28%	\$42,803,726	34%
Community Organizing	\$3,417,505	3%	\$2,755,365	2%
Litigation	\$12,842,747	10%	\$7,421,593	6%
Public Education	\$9,748,646	8%	\$7,057,576	6%
<b>Direct Service</b>	<b>\$22,638,331</b>	<b>18%</b>	<b>\$16,253,850</b>	<b>13%</b>
<b>Capacity-Building &amp; Training</b>	<b>\$16,682,551</b>	<b>13%</b>	<b>\$17,522,929</b>	<b>14%</b>
Conferences/Seminars	\$1,346,068	1%	\$1,032,582	1%
Leadership Development	\$5,337,419	4%	\$6,194,212	5%
Organizational Capacity Building	\$4,247,312	3%	\$6,505,480	5%
Training/Technical Assistance	\$5,751,752	4%	\$3,790,655	3%
<b>Research</b>	<b>\$9,476,255</b>	<b>7%</b>	<b>\$11,947,110</b>	<b>10%</b>
Curriculum Development	\$133,000	<1%	\$83,500	<1%
Publications	\$328,158	<1%	\$226,916	<1%
Research	\$9,015,097	7%	\$11,636,694	10%
<b>Culture &amp; Media</b>	<b>\$8,526,688</b>	<b>7%</b>	<b>\$6,960,952</b>	<b>6%</b>
Culture	\$5,240,496	4%	\$3,568,278	3%
Electronic Media/Online Services	\$1,028,500	1%	\$1,552,486	1%
Film/Video/Radio Production	\$2,257,692	2%	\$1,840,188	2%
<b>Philanthropy &amp; Fundraising</b>	<b>\$5,441,646</b>	<b>4%</b>	<b>\$4,482,345</b>	<b>4%</b>
Fundraising Event	\$261,909	<1%	\$1,789,063	1%
Matching Grant	\$390,000	<1%	\$177,265	<1%
Philanthropy	\$4,789,737	4%	\$2,516,017	2%
<b>Other</b>	<b>\$3,893,685</b>	<b>3%</b>	<b>\$4,207,045</b>	<b>4%</b>
Multi-Strategy	\$3,224,050	2%	\$4,179,545	4%
Other	\$669,635	1%	\$27,500	<1%
<b>TOTAL</b>	<b>\$129,112,119</b>		<b>\$121,412,490</b>	

## ISSUES ADDRESSED

Civil and human rights continued to receive the largest share of funding, despite a more than \$2 million drop, with more than 40 percent of all LGBTQ funding awarded to advance LGBTQ civil and human rights.

There was also a noticeable increase in funding to strengthen communities, families, and visibility; however, this category includes grant dollars that were previously categorized as “Multi-Issue,” a less defined category that we are now seeking to use more minimally.



### Detailed Breakdown of Issues Addressed

	2013		2012	
Civil Rights and Human Rights	\$54,926,011	43%	\$54,926,011	43%
Strengthening Communities, Families, and Visibility	\$29,112,029	23%	\$15,128,134	13%
Health and Well-being	\$24,674,515	19%	\$19,594,108	16%
Education and Safe Schools	\$8,498,389	7%	\$7,674,385	6%
Economic Issues	\$3,553,860	3%	\$3,971,058	3%
Violence, Homophobia, and Transphobia	\$2,779,152	2%	\$5,293,796	4%
Other Issues	\$5,568,162	4%	\$12,570,253	11%
<b>TOTAL</b>	<b>\$129,112,119</b>		<b>\$121,412,490</b>	

# DOMESTIC FUNDING OF LGTBQ ISSUES

In 2013, funding for LGBTQ issues in the United States reached a new high of nearly \$105 million, up from \$101 million in 2012. With dollars for re-granting included, total domestic funding was nearly \$115 million. The top ten funders collectively awarded over \$64 million, more than half the total. The top 10 domestic grant recipients received nearly \$23 million, or about 22 percent of the total. Local and state-level funding reached \$55.6 million, a 20 percent increase from 2012. This more locally focused funding was less reliant on a small number of funders: the top ten funders provided about 38 percent of local and state-level LGBTQ funding. The top local and state grant recipients captured more than \$11 million, or about one-fifth of geographically targeted domestic grant dollars.

## Top Ten Domestic Funders

- Ford Foundation**  
New York, NY  
\$12,955,289
- Anonymous**  
Various locations  
\$12,535,000
- Arcus Foundation**  
New York, NY  
\$9,528,538
- Gill Foundation**  
Denver, CO \$7,103,725
- Evelyn & Walter Haas, Jr. Fund**  
San Francisco, CA  
\$5,988,025
- Pride Foundation**  
Seattle, WA \$5,137,467
- Wells Fargo Foundation**  
San Francisco, CA  
\$3,650,368
- Tides Foundation**  
San Francisco, CA  
\$2,890,528
- H. van Ameringen Foundation**  
New York, NY  
\$2,439,000
- The California Endowment**  
Los Angeles, CA  
\$1,994,885

## Top Ten Domestic Grantees

- Freedom To Marry**  
New York, NY \$3,575,772
- National LGBTQ Task Force**  
Washington, DC \$3,215,298
- Services and Advocacy for Gay, Lesbian, Bisexual & Transgender Elders (SAGE)**  
New York, NY \$2,619,858
- Lambda Legal Defense and Education Fund**  
New York, NY \$2,514,461
- National Center for Lesbian Rights (NCLR)**  
San Francisco, CA  
\$2,222,200
- American Civil Liberties Union Foundation (ACLU)**  
New York, NY \$2,151,000
- Gay & Lesbian Advocates & Defenders (GLAD)**  
Boston, MA \$2,087,900
- The Lesbian, Gay, Bisexual & Transgender Community Center**  
New York, NY \$1,598,108
- Palm Center**  
San Francisco, CA  
\$1,485,000
- Human Rights Campaign Foundation**  
Washington, DC \$1,449,948

## Top Ten Funders for Local and State-Level Work

- Anonymous**  
Various locations  
\$3,385,000
- Arcus Foundation**  
New York, NY \$3,035,300
- Ford Foundation**  
New York, NY \$2,730,000
- Tides Foundation**  
San Francisco, CA  
\$2,331,689
- The California Endowment**  
Los Angeles, CA  
\$1,994,885
- Gill Foundation**  
Denver, CO \$1,703,500
- Proteus Fund – Civil Marriage Collaborative**  
Amherst, MA \$1,675,000
- Wells Fargo Foundation**  
San Francisco, CA  
\$1,642,324
- Harry and Jeanette Weinberg Foundation**  
Owing Mills, MD  
\$1,600,000
- Evelyn & Walter Haas, Jr. Fund**  
San Francisco, CA  
\$1,512,000

## Top Ten Grantees for Local and State-Level Work

- Gay & Lesbian Advocates & Defenders (GLAD)**  
Boston, MA \$2,087,900
- The Lesbian, Gay, Bisexual & Transgender Community Center**  
New York, NY \$1,598,108
- Services and Advocacy for Gay, Lesbian, Bisexual & Transgender Elders (SAGE)**  
New York, NY \$1,545,358
- Basic Rights Oregon**  
Portland, OR \$1,330,906
- Los Angeles LGBTQ Center**  
Los Angeles, CA \$927,440
- Family Builders By Adoption**  
Oakland, CA \$900,000
- Gay, Lesbian & Straight Education Network (GLSEN) – Washington State Chapter**  
Seattle, WA \$827,616
- Hetrick-Martin Institute, Inc.**  
New York, NY \$824,628
- Western States Center**  
Portland, OR \$813,000
- San Francisco AIDS Foundation**  
San Francisco, CA  
\$783,213

## ■ LOCAL AND STATEWIDE FUNDING OF LGBTQ ISSUES

Funding for local, statewide, and regional LGBTQ work in the U.S. surpassed \$55 million in 2013, a record high. As in previous years, the Northeast region captured the largest share of dollars, nearly \$20 million. The Pacific states were not far behind, receiving nearly \$16 million in 2013. All five major regions of the country saw significant increases in funding, but none so much as the South, which saw a 70 percent increase, from \$4.7 million to more than \$8 million.

In our effort to continue capturing the purpose of LGBTQ grant dollars with as much precision as possible, this year we tracked the target state of each grant. For the most part, the target state was the same as the home state of the grantee, but in some cases an organization was funded to do work outside its home state. We also tracked when grants were intended for use across a region of several states, which are shown accordingly in the table below (e.g., “Midwest Region (General)”).

As was the case last year, California and New York received total grant dollar amounts that far exceed any other state. This year, California took the top spot from New York, garnering more than \$11 million to New York’s \$9.8 million. Together, these two states alone captured more than 37 percent of all locally targeted domestic LGBTQ grant dollars.

Thirteen states received more than \$1 million, compared to only ten states that broke the \$1 million mark in 2012. Michigan was the only state to fall off the “million-dollar-club,” receiving only \$680,000 in 2013 compared to \$1.3 million in 2012. The four new states to join the million-dollar-club in 2013 were Maryland, Pennsylvania,

Ohio, and the District of Columbia, each of which saw significant increases in funding from 2012. In the case of Maryland, the increase was driven almost entirely by a large grant from the Weinberg Foundation for SAGE to develop service systems for LGBTQ adults and their caregivers in the Baltimore area. The increases in Pennsylvania and Ohio were driven in part by funder investment in advancing nondiscrimination protections in those states. Funding from the Cleveland Foundation and others for the Gay Games in Cleveland also helped boost Ohio’s total in 2013.

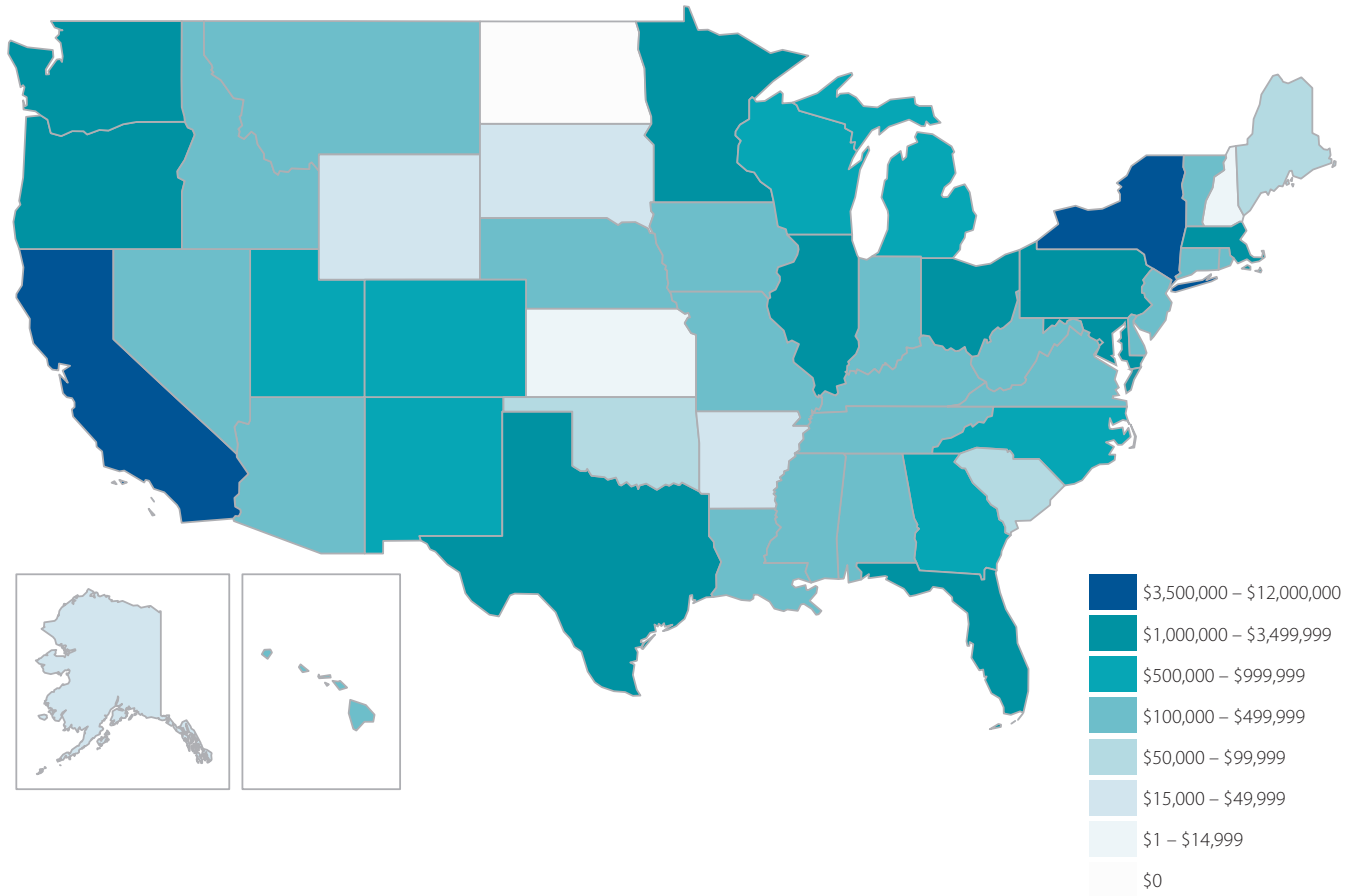
From 2012 to 2013, more than a dozen states saw a doubling or more in total LGBTQ grant dollars received. Delaware, Indiana, Kentucky, Louisiana, Nebraska, North Dakota, and West Virginia all saw their funding more than quadruple. Funding more than doubled in Alabama, Arizona, Hawaii, Idaho, Mississippi, Montana, New Jersey, New Mexico, North Carolina, Rhode Island, and Tennessee.. Most of these states are in the Midwest, the Mountain states, or the South, reflecting growing funder investment in those under-resourced regions.

Maine saw the most dramatic decrease in funding, falling from \$863,000 to less than \$100,000. Maine’s high total in 2012 was due largely to funding for the marriage equality campaign in the state that year.

LGBTQ Funding, by Region	2013	2012	% Increase
Midwest	\$8,638,104	\$7,279,106	↑ 19%
Mountain	\$2,971,656	\$2,377,308	↑ 25%
Northeast	\$19,981,142	\$18,472,442	↑ 8%
Pacific	\$15,978,200	\$13,345,581	↑ 20%
South	\$8,058,704	\$4,742,238	↑ 70%
<b>TOTAL</b>	<b>\$55,628,806</b>	<b>\$46,216,675</b>	<b>↑ 20%</b>



## Local and Statewide Funding of LGBTQ Issues, by State



Midwest	\$8,638,104
Illinois	\$2,833,973
Indiana	\$111,450
Iowa	\$303,391
Kansas	\$2,000
Michigan	\$684,273
Minnesota	\$1,833,623
Missouri	\$324,469
Nebraska	\$201,000
North Dakota	—
Ohio	\$1,568,201
South Dakota	\$16,000
Wisconsin	\$537,224
Midwest Region (General)	\$222,500
Mountain	\$2,971,656
Arizona	\$229,238
Colorado	\$906,211
Idaho	\$103,300
Montana	\$191,932
Nevada	\$307,653
New Mexico	\$583,596
Utah	\$624,725
Wyoming	\$25,000
Mountain Region (General)	—

Northeast	\$19,981,142
Connecticut	\$268,473
Delaware	\$160,000
District of Columbia	\$1,958,074
Maine	\$94,386
Maryland	\$1,698,245
Massachusetts	\$1,577,859
New Hampshire	\$1,000
New Jersey	\$365,397
New York	\$9,798,500
Pennsylvania	\$1,578,483
Rhode Island	\$266,200
Vermont	\$127,625
Northeast Region (General)	\$2,087,900
Pacific	\$15,978,200
Alaska	\$19,450
California	\$11,052,534
Hawaii	\$234,000
Oregon	\$2,160,685
Washington	\$1,943,228
Pacific Northwest Region (General)	\$438,303

South	\$8,058,704
Alabama	\$103,500
Arkansas	\$23,000
Florida	\$1,604,575
Georgia	\$672,088
Kentucky	\$121,750
Louisiana	\$479,907
Mississippi	\$170,000
North Carolina	\$987,966
Oklahoma	\$55,000
South Carolina	\$73,115
Tennessee	\$144,900
Texas	\$1,386,676
Virginia	\$425,637
West Virginia	\$200,000
Southern Region (General)	\$1,610,589

**Grand Total \$55,628,806**

## ■ FUNDING PER LGBT ADULT

To assess the level of funding for each state relative to its population, we have again provided a GDQ or “Grant Dollars per Queer” estimate based on the total grant dollars in each state divided by the estimated number of adults in the state who identify as lesbian, gay, bisexual, or transgender. Since local and statewide funding for LGBTQ communities increased, the national average of local dollars per LGBTQ adult increased more than a dollar from \$5.52 to \$6.57.

The median for statewide and local funding per LGBTQ adult also increased. In 2013 the median for the 50 states and the District of Columbia was \$3.50 versus \$2.06 in 2012.

In 2013, thirty-seven states and the District of Columbia saw an increase in the amount of foundation dollars they received per LGBTQ adult. Thirteen states saw a decrease.

**The District of Columbia** had the largest GDQ at \$37.45 followed by last year’s leader, **New York**, with a GDQ of \$16.85. Two states and the District of Columbia had per

capita funding exceeding \$15, an additional four states had per capita funding exceeding \$10, and an additional eleven states had per capita funding exceeding \$5. **The District of Columbia** had the largest per capita funding increase, going from \$10.01 to \$37.45 per LGBT adult.

**Maryland** had the second largest increase, going from \$3.10 to \$11.33. **Maine** experienced the largest decrease, going from a GDQ of \$16.98 to \$1.85.

Regionally, the Northeast and Pacific continue to have the highest GDQ, at \$11.04 and \$10.07 respectively. The Midwest and Mountain region continue to have a GDQ around \$5. While the GDQ in the South has improved by more than \$1 from \$1.78 in 2012, it is still far below both the national average and median at \$2.97. All regions showed increases in GDQ in 2013.

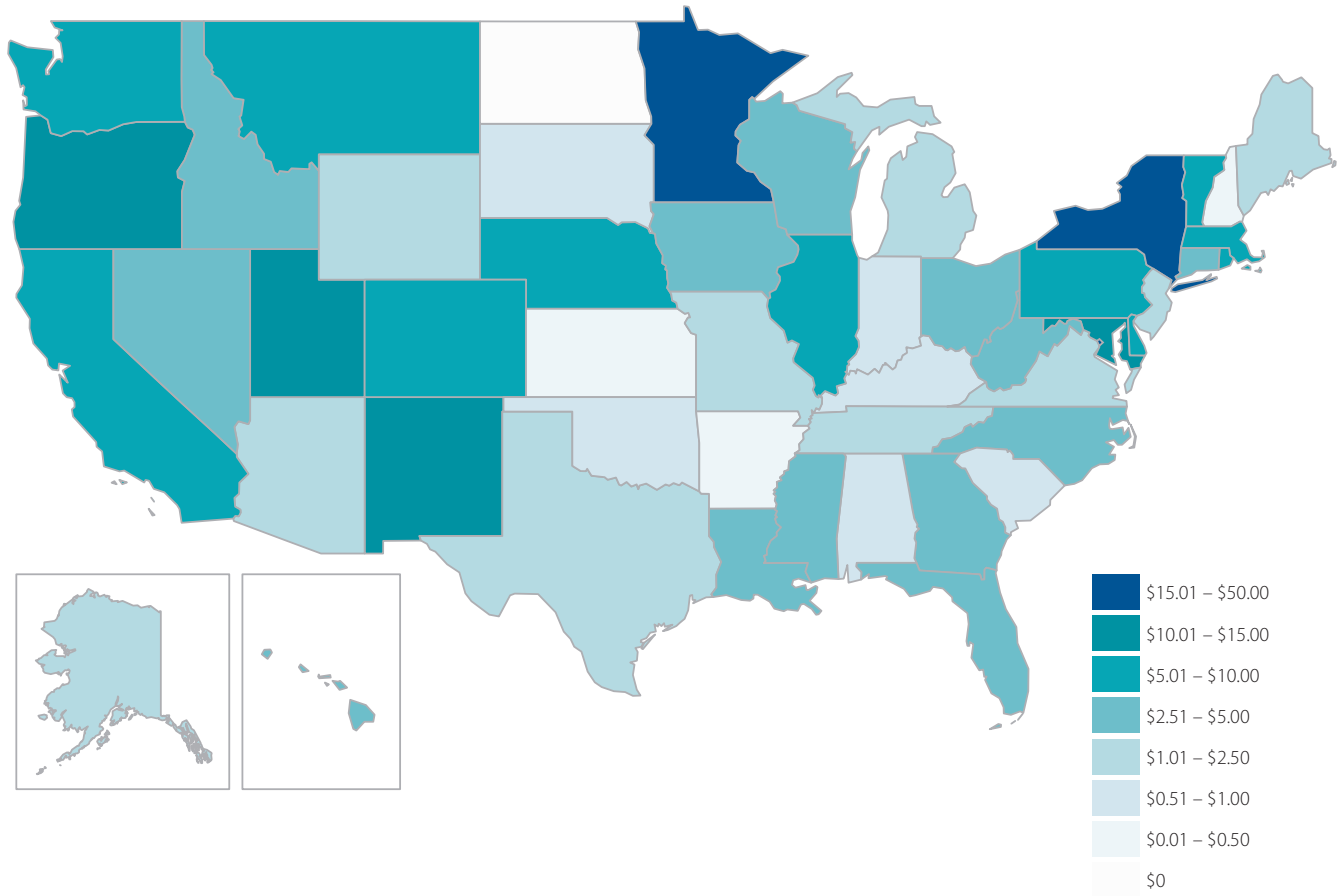
LGBTQ Funding Per LGBT Adult, by Region	2013	2012	% Increase
Midwest	\$4.85	\$4.11	↑ 18%
Mountain	\$5.21	\$4.23	↑ 23%
Northeast	\$11.04	\$10.30	↑ 7%
Pacific	\$10.07	\$8.52	↑ 18%
South	\$2.97	\$1.78	↑ 66%
<b>NATIONAL AVERAGE</b>	<b>\$6.57</b>	<b>\$5.52</b>	<b>↑ 19%</b>

### RECOMMENDED RESOURCE: The Williams Institute

Our estimates of “LGBT Funding Per Capita” for each U.S. state draw on research from the Williams Institute, which has worked in collaboration with Gallup and others to develop some of the best data available on LGBT demographics and trends. One of the most recent and in-depth reports from Williams is “**The LGBT Divide: A Data Portrait of LGBT People in the Midwestern, Mountain & Southern States**,” which documents the disparities faced by LGBT communities with regard to education, income, and health in those three regions. For that report and many others, visit the Williams Institute website at [www.williamsinstitute.law.ucla.edu](http://www.williamsinstitute.law.ucla.edu).



## LGBTQ Funding per LGBT Adult, by State



Region	Average
<b>Midwest</b>	<b>\$4.85</b>
Illinois	\$7.60
Indiana	\$0.61
Iowa	\$4.61
Kansas	\$0.03
Michigan	\$2.36
Minnesota	\$15.41
Missouri	\$2.13
Nebraska	\$5.35
North Dakota	—
Ohio	\$4.91
South Dakota	\$0.58
Wisconsin	\$4.35
<b>Mountain</b>	<b>\$5.21</b>
Arizona	\$1.19
Colorado	\$7.16
Idaho	\$3.27
Montana	\$9.43
Nevada	\$3.50
New Mexico	\$12.81
Utah	\$11.76
Wyoming	\$1.96
<b>Northeast</b>	<b>\$11.04</b>
Connecticut	\$2.82
Delaware	\$6.61
District of Columbia	\$37.45
Maine	\$1.85
Maryland	\$11.33
Massachusetts	\$6.84
New Hampshire	\$0.03
New Jersey	\$1.44
New York	\$16.85
Pennsylvania	\$5.83
Rhode Island	\$7.09
Vermont	\$5.19
<b>Pacific</b>	<b>\$10.07</b>
Alaska	\$1.05
California	\$9.59
Hawaii	\$4.21
Oregon	\$14.51
Washington	\$9.15
<b>South</b>	<b>\$2.97</b>
Alabama	\$1.00
Arkansas	\$0.29
Florida	\$2.99
Georgia	\$2.58
Kentucky	\$0.93
Louisiana	\$4.30
Mississippi	\$2.92
North Carolina	\$4.01
Oklahoma	\$0.56
South Carolina	\$0.69
Tennessee	\$1.12
Texas	\$2.20
Virginia	\$2.32
West Virginia	\$4.38
<b>National</b>	<b>\$6.57</b>

**Note:** Regional averages include regional funding not assigned to a specific state in the region, and are calculated by dividing the total LGBTQ funding for the region by the estimated number of LGBT adults in the region. The regional GDQs are not an average of the states in that region.

**Source:** Estimates of LGBTQ adult population are taken from the Movement Advancement Project (MAP) based on recent Gallup and Williams Institute data. Movement Advancement Project: LGBTQ Populations (2014) [http://lgbtmap.org/equality-maps/lgbt\\_populations](http://lgbtmap.org/equality-maps/lgbt_populations)

## ■ ISSUES ADDRESSED IN DOMESTIC FUNDING

As in past years, **civil rights** captured the largest share (40 percent) of grant dollars, more than \$42 million total, a slight decrease from 2012. Most of these dollars were devoted to civil rights generally, a category that includes general operating support for organizations that broadly advocate for LGBTQ rights, such as the National LGBTQ Task Force or state equality organizations. Support decreased for two specific LGBTQ rights issues: marriage equality funding fell by 22 percent, and general funding for gender identity rights fell by 27 percent. Funding for military inclusion more than quadrupled, almost entirely because of a grant from the Tawani Foundation to the Palm Center for research on transgender inclusion in the military. This year, we began tracking funding for criminalization and criminal justice reform and immigration, which each captured more than \$1 million.

### **ZOOMING IN: Marriage Equality Funding for the States**




In 2013, about one-third of marriage equality funding (\$3,125,000) went to efforts to advance the freedom to marry at the state level. **Oregon** was the top-funded state, capturing \$957,000, followed by **Minnesota** at \$435,000. Eight other states received \$100,000 or more in marriage equality funding in 2013: **New Mexico, Iowa, Hawaii, Delaware, Illinois, California,** and **Ohio**. As of this writing in late 2014, all of these states have since won the freedom to marry, with the exception of Ohio, where a court case is pending.

**Community, families, and visibility** was the category that captured the second-largest share of dollars: \$27 million, or more than one-quarter of the total. This is a marked increase from 2012, largely because this category includes grant dollars that were previously categorized as “Multi-Issue,” a less defined category that we are now seeking to use more minimally. Within “community, families, & visibility,” more than \$11.5 million was devoted to community-building and empowerment, which includes general support of community centers, youth leadership development programs, and other broad efforts to build community and empower LGBTQ people. Another \$8 million was devoted to visibility, which includes support for pride parades, LGBTQ theaters and films, and other cultural events that raise the visibility of LGBTQ communities but do not focus on any specific issue. (Funding for a documentary on LGBTQ people in the military would be categorized as “Military,” but funding for film festival featuring a range of LGBTQ themes would be categorized as “Visibility.”)

Funding for LGBTQ **health** issues increased by more than \$2 million, exceeding \$18 million in 2013. About 43 percent of health funding was devoted specifically to HIV/AIDS prevention and treatment targeting gay men and men who have sex with men and transgender people. This year, we began breaking down LGBTQ health funding in greater detail, and found that more than \$1 million was devoted to several sub-issues: general health services, primary care, insurance coverage (including enrollment and outreach related to the Affordable Care Act), mental and behavioral health (including suicide prevention), and cancer (primarily breast cancer). We will provide a detailed analysis of LGBTQ health funding in a forthcoming report in early 2015.

The fourth most funded issue in 2013 was **education and safe schools**, which received nearly \$8 million, a four percent increase from 2012.

### **ZOOMING IN: Criminalization and Criminal Justice Reform**



In the United States, about \$1.2 million was granted to LGBTQ criminal justice reform and criminalization issues. This was the first year we have tracked grants in this category. Only 13 grantees and 6 states received funding for this work domestically, with the majority of anti-criminalization funding going to grassroots organizations in **New York** (\$787,970), **Illinois** (\$265,500), and **Louisiana** (\$126,900).

Detailed Breakdown of Issues Addressed in Domestic Funding 2013 2012

<b>Civil Rights and Human Rights</b>	<b>\$42,207,429</b>	<b>40%</b>	<b>\$43,947,995</b>	<b>43%</b>
Civil Rights (General/Other)	\$26,832,964	26%	\$29,131,284	29%
Criminalization and Criminal Justice Reform	\$1,201,870	1%	N/A	
Gender Identity Rights	\$1,967,239	2%	\$2,681,927	3%
Immigration	\$1,408,886	1%	N/A	
Marriage and Civil Unions	\$9,167,522	9%	\$11,742,736	11%
Military Inclusion	\$1,628,948	2%	\$392,048	<1%
<b>Strengthening Communities, Families, and Visibility</b>	<b>\$27,017,698</b>	<b>26%</b>	<b>\$13,571,754</b>	<b>13%</b>
Community Building and Empowerment	\$11,539,542	11%	\$4,480,090	4%
Religion	\$2,994,449	3%	\$2,131,198	2%
Strengthening Families	\$4,343,911	4%	\$2,217,035	2%
Visibility	\$8,139,797	8%	\$4,743,431	5%
<b>Health and Well-being</b>	<b>\$18,094,633</b>	<b>17%</b>	<b>\$15,956,529</b>	<b>16%</b>
Cancer	\$1,148,554	1%	\$1,120,699	1%
Cultural competence	\$687,385	1%	\$302,800	<1%
General Health Promotion and Services	\$3,267,343	4%	\$2,745,579	3%
HIV/AIDS	\$7,708,263	7%	\$6,913,150	7%
Insurance Coverage	\$1,244,275	1%	\$1,600,000	2%
Mental Health, Substance Abuse, and Suicide Prevention	\$1,351,431	1%	\$1,821,780	2%
Primary Care	\$1,603,669	2%	\$1,261,954	1%
Sexual and Reproductive Health	\$540,914	1%	\$190,567	0%
<b>Education and Safe Schools</b>	<b>\$7,991,389</b>	<b>8%</b>	<b>\$7,668,385</b>	<b>8%</b>
<b>Economic Issues</b>	<b>\$3,413,860</b>	<b>3%</b>	<b>\$3,958,558</b>	<b>4%</b>
Housing and Homelessness	\$1,554,220	1%	\$2,261,218	2%
Labor and Employment	\$1,859,641	2%	\$1,697,340	2%
<b>Violence, Homophobia, and Transphobia</b>	<b>\$1,291,300</b>	<b>1%</b>	<b>\$4,512,718</b>	<b>5%</b>
Anti-Violence	\$1,011,500	1%	\$1,200,554	1%
Homophobia and Transphobia	\$279,800	0%	\$3,312,164	3%
<b>Other Issues</b>	<b>\$4,470,934</b>	<b>4%</b>	<b>\$11,571,080</b>	<b>11%</b>
Multi-Issue	\$1,954,768	2%	\$10,347,156	10%
Philanthropy	\$2,137,081	2%	\$978,873	<1%
Unspecified	\$379,084	<1%	\$243,051	<1%
<b>TOTAL</b>	<b>\$104,487,244</b>		<b>\$101,187,019</b>	

## ■ DOMESTIC POPULATION FOCUS

Similar to past years, the majority of domestic grant dollars (84 percent) went to organizations and programs that serve LGBTQ people generally, totaling \$88,237,344.

This year, we changed the way we track target populations, allowing us to have a more detailed view of funding for specific and intersecting populations. Instead of only being able to attribute two population focuses per grant, we were able to expand our coding to include every specific population served based on sexual orientation, gender identity, ethnicity/race, age group, and other population associations. Thus, a grant for young incarcerated trans women of color could be attributed to four different populations as opposed to our old system where this grant would only be attributed to two populations. This resulted in much more accurate calculations of funding for specific populations.

### **ZOOMING IN: Domestic Funding Targeting Gay Men and Lesbians by Issue**



Often, grants targeting specific populations are health-related. Of domestic grant dollars targeting gay and bisexual men and men who have sex with men (MSMs), 85 percent was for **HIV/AIDS**. Of domestic grant dollars targeting lesbians, bisexual women, and women who have sex with women, about 48 percent was for **breast cancer**.

In 2013, communities of color received \$20.2 million, or about 19 percent of all domestic funding for LGBTQ issues. The Top 10 funders of communities of color, including Ford Foundation, Gill Foundation, various Anonymous funders, Evelyn and Walter Haas Jr. Fund, Susan G. Komen Foundation, Paul Rapoport Foundation, John D. and Catherine T. MacArthur Foundation, Elton John AIDS Foundation, and Liberty Hill Foundation, accounted for 71% of funding for LGBTQ people of color. The Arcus Foundation, in line with its new strategy to deepen its commitment to communities of color, was the top funder of LGBTQ communities of color, granting almost \$5 million.

Funding for transgender communities grew to \$6.4 million in 2013. This was in part due to a large \$1.35 million grant to the Palm Center from the Tawani Foundation to study transgender people in the military. Over half the funding for transgender communities was for non-trans-specific organizations. Transgender organizations received \$2.8 million, or 44 percent of funding for transgender issues.


### **RECOMMENDED RESOURCE: Funders Concerned About AIDS**



For more information about funding for HIV/AIDS, we recommend "**Philanthropic Support to Address HIV/AIDS**," the annual report produced by our sister affinity group, Funders Concerned About AIDS. The report on 2013 funding finds that only about one-fifth of domestic HIV funding specifically targets LGBT communities — even though men who have sex with men and transgender people account for more than two-thirds of new infections in the U.S. The report can be viewed at [www.fcaids.org](http://www.fcaids.org).

## Distribution of Domestic Grant Dollars by Sexual Orientation and Gender Identity

2013

 = \$100,000




### ZOOMING IN: Target Population and Organization Type

Of the \$4.7 million in domestic LGBTQ funding focused on economically disadvantaged populations, 48 percent went to service providers and 36 percent went to advocacy organizations. Of the \$20.2 million specifically focused on communities of color, 50 percent went to advocacy organizations, 18 percent went to service providers, 8 percent went to infrastructure organizations, and 6 percent each went to grassroots groups and arts and cultural organizations.

## Distribution of Domestic Grant Dollars Among People of Color


2013

 = \$100,000



## Distribution of Domestic Grant Dollars Among Other Populations

2013

 = \$100,000



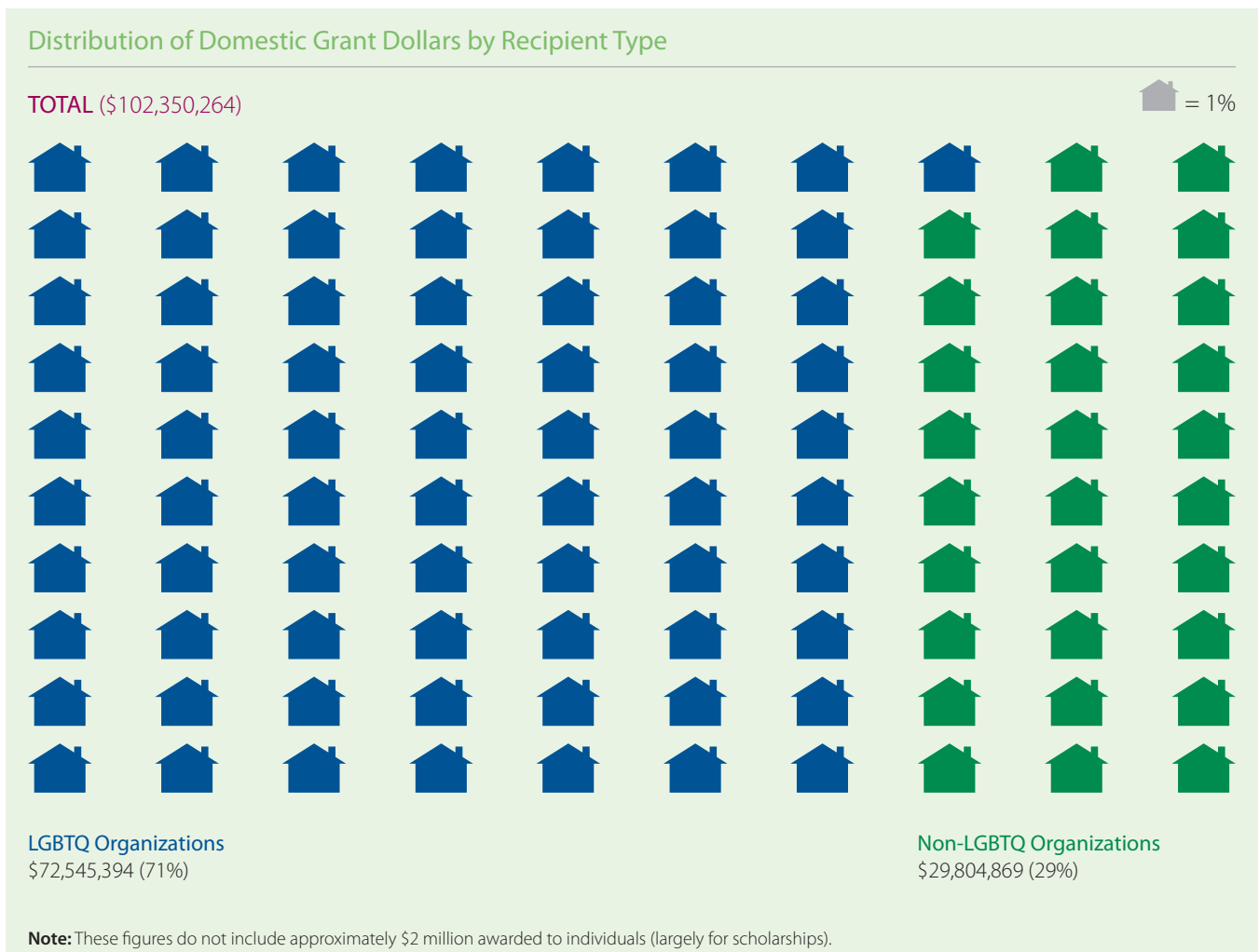


# DOMESTIC FUNDING BY TYPE OF ORGANIZATION

## LGBTQ ORGANIZATIONS VS. NON-LGBTQ ORGANIZATIONS

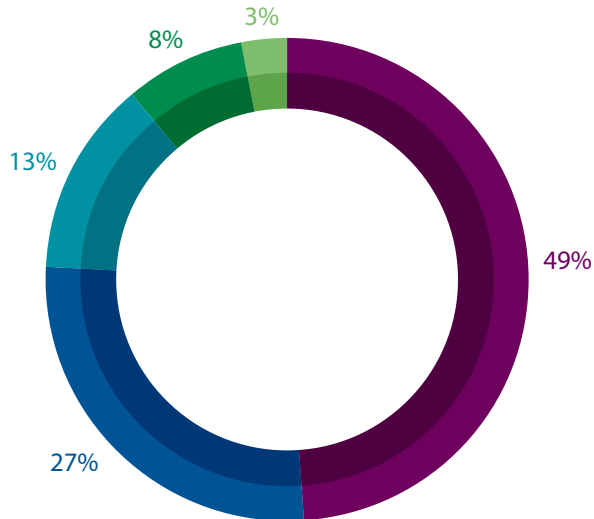
Of the approximately \$102.4 million in domestic funding awarded to organizations, approximately \$72.5 million (71 percent) was awarded to LGBTQ organizations — defined as organizations whose organizational mission explicitly focuses on LGBTQ issues. The remaining \$29.8 million (29 percent) was awarded to non-LGBTQ organizations that received funding for LGBTQ-specific programs, campaigns, or outreach efforts. Examples of non-LGBTQ grantee organizations include the American Civil Liberties Union, the Center for American Progress, and Columbia University.

This represents a slight increase in the percentage of funds awarded to non-LGBTQ-specific organizations, which captured one-quarter of domestic grant dollars in 2012.



# ■ ANALYSIS OF DOMESTIC FUNDING FOR LGBTQ ORGANIZATIONS

As with last year, we categorized all LGBTQ grantees into a detailed taxonomy. This year's updated taxonomy was further refined based on our recent detailed scan of LGBTQ organizations in the U.S. South. In particular, several categories of grassroots organizations were added to the taxonomy, so as to more fully reflect the range of ways that LGBTQ communities are organizing and building institutions.



As in 2012, **advocacy organizations** captured the largest share of dollars, accounting for nearly half (49 percent) of all grant dollars awarded to domestic LGBTQ organizations. National advocacy organizations alone captured more than \$15 million, more than any other sub-category. LGBTQ legal organizations received more than \$10.1 million, nearly double the \$5.6 million they received in 2012. Funding for state-level LGBTQ advocacy organizations also saw an increase in 2013, receiving \$8.7 million, a 50-percent increase from 2012, when they received \$5.8 million. In part, these sharp increases reflect the response of leading LGBTQ funders to the vast number of legal cases

and state-level policy battles in the wake of the Supreme Court's 2013 decision overturning part of the Defense of Marriage Act.

LGBTQ **service providers** again received the second largest share of grant dollars, capturing \$19.4 million (27 percent of the total), a level similar to 2012. Of the sub-types of service providers, LGBTQ community centers again captured the largest amount of dollars, slightly more than \$6 million total. Health centers, HIV/AIDS organizations, youth service providers, and organizations serving older adults each captured between \$2 million and \$3.5 million.

About \$9.1 million was awarded to LGBTQ **infrastructure organizations**, or organizations whose primary focus is conducting research or providing services for other organizations. LGBTQ research institutes received about \$4.3 million, and technical assistance providers and networks (such as CenterLink, Equality Federation, and Funders for LGBTQ Issues) received a total of \$2.3 million.

About \$5.7 million went to **grassroots LGBTQ groups** — a wide range of organizations that bring together LGBTQ communities, often both providing support for their members as well as educating the wider community about LGBTQ issues. Of the sub-categories of grassroots groups, faith-based communities received the largest share, about \$1.6 million. GSA networks, associations of LGBTQ professionals and business leaders, and family groups (such as PFLAG chapters and local LGBTQ parent groups) also garnered significant grant dollars, each receiving nearly \$800,000 or more.

Arts and cultural organizations (including LGBTQ choruses, film festivals, and theaters) received a total of \$2.5 million, almost identical to the 2012 amount.

## RECOMMENDED RESOURCE: The Movement Advancement Project (MAP)

Our taxonomy of LGBT-focused nonprofit organizations borrows in part from ongoing research by the Movement Advancement Project on the capacity of the LGBT movement. MAP's 2014 National LGBT Movement Report found that leading LGBT nonprofits experienced a 7 percent revenue increase from 2012 to 2013, paralleling this report's finding that foundation funding for LGBTQ issues grew by more than 6 percent. The movement report and many other resources are available for download at [www.lgbtmap.org](http://www.lgbtmap.org).

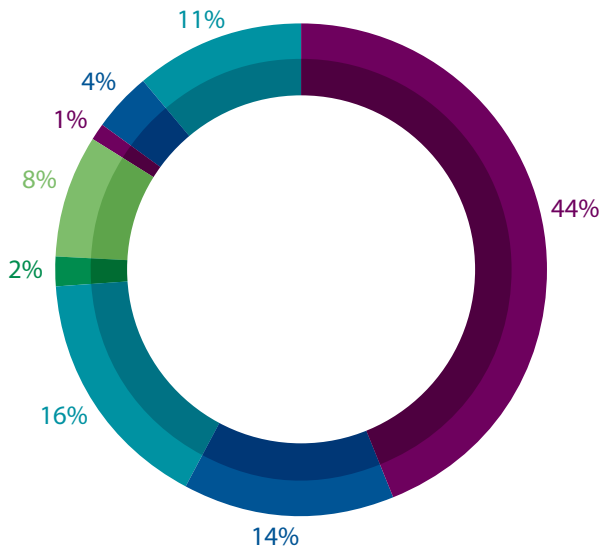


## Detailed Breakdown of LGBTQ Organizations

<b>Advocacy Organizations</b>	<b>\$35,734,167</b>	<b>49%</b>
Legal Services Organizations	\$10,194,219	14%
Local Advocacy Organizations	\$1,067,569	1%
National Advocacy Organizations	\$15,058,182	20%
Regional Advocacy Organizations	\$637,314	1%
State Advocacy Organizations	\$8,776,383	12%
<b>Service Providers</b>	<b>\$19,420,009</b>	<b>27%</b>
Aging Service Providers	\$3,006,125	4%
Community Centers	\$6,119,304	8%
Health Centers	\$3,230,428	4%
HIV/AIDS Service Organizations	\$2,105,674	3%
Youth Service Providers	\$3,597,785	5%
Other Service Providers	\$1,360,693	2%
<b>Infrastructure Organizations</b>	<b>\$9,116,931</b>	<b>13%</b>
Philanthropic Infrastructure	\$1,299,700	2%
Public Foundations	\$1,204,163	2%
Research Institutes	\$4,290,500	6%
Technical Assistance Providers and Networks	\$2,322,567	3%
<b>Grassroots Community Groups</b>	<b>\$5,763,990</b>	<b>8%</b>
Athletic Groups	\$427,750	1%
Business/Professional Networks	\$871,750	1%
Campus Groups	\$27,950	<1%
Faith-Based Organizations	\$1,664,864	2%
Family Groups	\$797,061	1%
GSA Networks	\$934,117	1%
Multipurpose Community Groups	\$450,735	1%
Pride Organizations	\$325,192	<1%
Social and Recreational Groups	\$264,571	<1%
<b>Arts &amp; Cultural Organizations</b>	<b>\$2,510,297</b>	<b>3%</b>
<b>TOTAL</b>	<b>\$72,545,394</b>	

# ■ ANALYSIS OF DOMESTIC FUNDING FOR NON-LGBTQ ORGANIZATIONS

As in 2012, **allied advocacy organizations** captured the largest share of dollars for non-LGBTQ-specific organizations — a total of more than \$13 million. The distribution of grant dollars among sub-types of allied advocacy organization parallels that of the LGBTQ advocacy organizations: the largest share goes to national allied advocacy organizations, followed by legal organizations (most notably the ACLU), and then state-level organizations, with much smaller shares of dollars devoted to organizations working at the local and regional levels.



Among non-LGBTQ organizations, the second-largest amount of grant dollars (\$4.9 million) went to mainstream **infrastructure organizations**. Most of these dollars were awarded to research institutes (such as the Public Religion Research Institute) or to technical assistance providers (such as the Rockwood Leadership Institute or the Management Assistance Group).

More than \$4 million was awarded to **mainstream service providers**, including \$1.6 million to HIV/AIDS service organizations and almost \$2.4 million awarded to other service providers, ranging from large hospitals to local YWCAs, seeking to increase their inclusiveness of LGBTQ populations.

Other non-LGBTQ organizations garnering significant grant dollars in 2013 included universities (\$3.1 million), arts and cultural organizations (\$2.3 million), and faith-based institutions (\$1.2 million).

## Detailed Breakdown of Non-LGBTQ Organizations

<b>Advocacy Organizations</b>	<b>\$13,178,726</b>	<b>44%</b>
Legal Services Organizations	\$3,582,091	12%
Local Advocacy Organizations	\$723,094	2%
National Advocacy Organizations	\$5,317,125	18%
Regional Advocacy Organizations	\$813,000	3%
State Equality Organizations	\$2,743,416	9%
<b>Service Providers</b>	<b>\$4,042,290</b>	<b>14%</b>
HIV/AIDS Service Organization	\$1,659,569	6%
Other Service Providers	\$2,382,721	8%
<b>Infrastructure Organizations</b>	<b>\$4,876,728</b>	<b>16%</b>
Research Institutes	\$2,819,500	9%
Philanthropic Infrastructure	\$254,000	1%
Public Foundations	\$410,153	1%
Technical Assistance Providers and Networks	\$1,393,075	5%
<b>Government Agencies (Including Public School Systems)</b>	<b>\$707,280</b>	<b>2%</b>
<b>Arts &amp; Cultural Organizations</b>	<b>\$2,285,636</b>	<b>8%</b>
<b>Business Associations</b>	<b>\$351,250</b>	<b>1%</b>
<b>Faith-Based Institutions</b>	<b>\$1,218,300</b>	<b>4%</b>
<b>Universities and Post-Secondary Schools</b>	<b>\$3,143,659</b>	<b>11%</b>
<b>TOTAL</b>	<b>\$29,804,869</b>	

# GLOBAL FUNDING OF LGBTQ ISSUES

In 2013, U.S.-based foundations awarded 493 grants totaling more than \$24.6 million for international LGBTI issues and LGBTI communities outside the U.S. This brings LGBTI global funding closer to its record-high 2011 level of nearly \$27 million, after a significant dip to \$20 million in 2012. An additional \$5.3 million were awarded to intermediaries for international re-granting — which has been deducted from the grand total so as to avoid double-counting.

Global LGBTI funding continues to be especially reliant on a fairly small pool of funders giving at high levels. The top ten U.S. funders of global LGBTI issues awarded a total of more than \$27.7 million, or 93 percent of the total (with re-granting dollars included). The top three funders alone (Arcus, Open Society, and anonymous funders) awarded \$16.3 million, providing the majority (54 percent) of the year's global LGBTQ grantmaking.

In 2013, two of the top ten global LGBTI grantees were based in Sub-Saharan Africa, marking the first time that organizations based in the global South have been among the top 10 global LGBTI grant recipients.

Note that the data in this section only includes funding from foundations, corporations, and nonprofit funders based in the U.S. It does not include LGBTI funding awarded by foundations and funding institutions outside the U.S., nor does it include bilateral funding from government agencies. We will seek to capture a more complete picture of global LGBTI funding in a new report in 2015.

## Top 10 Global LGBTQ Funders

- Arcus Foundation**  
New York, NY, United States \$7,309,125
- Anonymous**  
Various locations \$4,577,000
- Open Society Foundations**  
New York, NY, United States \$4,466,850
- American Jewish World Service**  
New York, NY, United States \$2,638,408
- Ford Foundation**  
New York, NY, United States \$2,327,703
- Heartland Alliance for Human Needs & Human Rights**  
Chicago, IL, United States \$2,021,890
- M.A.C. AIDS Fund**  
New York, NY, United States \$1,554,454
- Levi Strauss Company Foundation**  
San Francisco, CA, United States \$1,420,000
- Astraea Lesbian Foundation for Justice**  
New York, NY, United States \$983,502
- Tides Foundation**  
San Francisco, CA, United States \$476,600

## Top 10 Global LGBTQ Grantees

- African Men for Sexual Health and Rights (AMSHer)**  
Johannesburg, South Africa \$1,553,447
- Anonymous**  
Various locations \$1,020,550
- Allied Rainbow Communities International**  
Dartmouth, Canada \$910,000
- Council for Global Equality**  
Washington, DC, United States \$840,000
- Organization for Refugee Asylum & Migration (ORAM)**  
San Francisco, CA, United States \$753,000
- Civil Society Coalition on Human Rights and Constitutional Law (Refugee Law Project)**  
Kampala, Uganda \$610,000
- International Gay and Lesbian Human Rights Commission (IGLHRC)**  
New York, NY, United States \$596,385
- Planned Parenthood Federation Of America**  
New York, NY, United States \$550,000
- International Lesbian, Gay, Bisexual, Trans and Intersex Association (ILGA-Europe)**  
Brussels, Belgium \$515,000
- Gay, Lesbian & Straight Education Network (GLSEN)**  
New York, NY, United States \$500,000

## ■ GLOBAL GEOGRAPHIC FOCUS

This year, for the first time, we provide a more detailed analysis of the geographic focus of global LGBTI funding. Broadly, global LGBTI funding falls into two categories:

- **International funding**, for activities that address LGBTQ issues at the international level, such as advocacy for greater inclusion of LGBTI communities in international law and in the policies of major international bodies, such as the United Nations. This accounted for 44 percent of global LGBTI funding in 2013.
- **Funding outside the U.S.**, for services and advocacy in countries around the world, generally focused on a specific locality, country, or region of multiple countries. This accounted for 56 percent of global LGBTI funding in 2013.

Note that the vast majority (84 percent) of international-level funding was awarded to organizations based in the U.S. and Western Europe. In contrast, 96 percent of funding for LGBT work at the regional, national, or local level outside the U.S. went to organizations based in the Global South and East, with only a small fraction going to Western Europe, Canada, and other nations of the Global North.

Overall, more than one-third of funding for global LGBTI work (approximately \$8.4 million) went to organizations based in the United States, for work addressing LGBTQ issues at the international level. Sub-Saharan Africa received the second largest share of funding, nearly \$6.9 million, or about one-quarter of the total. No other region of the world received more than \$3 million.

### Distribution of Global LGBTQ Grant Dollars by Geographic Focus

2013

**44% International**  
(\$10,932,465)

**56% Outside the U.S.**  
(\$13,692,410)

**11% Regional (Multiple Countries)**  
(\$2,699,972)

**38% National**  
(\$9,266,944)

**7% Local**  
(\$1,725,493)

**TOTAL (\$24,624,875)**



## ■ ISSUES ADDRESSED IN GLOBAL FUNDING

As in prior years, broad efforts to advance human rights captured the largest share of global LGBTQ grant dollars (\$12.7 million) — though this category saw a decrease both as a share of the total and in raw grant dollars. Efforts related specifically to gender identity rights increased by more than 50 percent, nearly reaching \$1.5 million. Global funding for LGBTQ health also saw a significant increase, capturing \$6.6 million or more than one-quarter of the total. More than \$500,000 was also awarded for LGBTQ education issues in 2013 — an issue that previously had not seen significant funding at the global level.

Detailed Breakdown of Issues Addressed in Global Funding	2013		2012	
<b>Civil Rights and Human Rights</b>	<b>\$12,718,582</b>	<b>52%</b>	<b>\$13,232,761</b>	<b>65%</b>
Criminalization and Criminal Justice Reform	\$130,000	1%	N/A	
Gender Identity Rights	\$1,466,712	6%	\$914,546	5%
Human Rights (General)	\$10,395,742	42%	\$12,318,215	61%
Marriage and Civil Unions	\$96,628	<1%	\$0	0%
Migration and Displacement	\$629,500	3%	N/A	
<b>Strengthening Communities, Families, and Visibility</b>	<b>\$2,094,331</b>	<b>9%</b>	<b>\$1,551,380</b>	<b>8%</b>
Community Building and Empowerment	\$721,185	3%	\$492,771	2%
Religion	\$255,385	1%	\$315,675	2%
Strengthening Families	\$150,761	1%	\$0	0%
Visibility	\$967,000	4%	\$742,934	4%
<b>Health and Well-being</b>	<b>\$6,579,881</b>	<b>27%</b>	<b>\$3,637,579</b>	<b>18%</b>
Cultural Competence	\$10,000	<1%	N/A	
General Health Promotion and Services	\$669,310	3%	\$806,667	4%
HIV/AIDS	\$4,232,785	17%	\$2,830,912	14%
Mental Health, Substance Abuse and Suicide Prevention	\$437,786	2%	N/A	
Sexual and Reproductive Health	\$1,230,000	5%	N/A	
<b>Education and Safe Schools</b>	<b>\$507,000</b>	<b>2%</b>	<b>\$0</b>	<b>0%</b>
<b>Economic Issues</b>	<b>\$140,000</b>	<b>1%</b>	<b>\$0</b>	<b>0%</b>
Labor and Employment	\$140,000	1%	\$0	0%
<b>Violence, Homophobia, and Transphobia</b>	<b>\$1,487,852</b>	<b>6%</b>	<b>\$781,078</b>	<b>4%</b>
Anti-Violence	\$672,500	3%	\$320,415	2%
Homophobia and Transphobia	\$815,352	3%	\$460,663	2%
<b>Other Issues</b>	<b>\$1,097,228</b>	<b>4%</b>	<b>\$1,057,673</b>	<b>5%</b>
Multi-Issue and Unspecified	\$997,578	4%	\$569,723	3%
Philanthropy	\$99,650	<1%	\$487,950	2%
<b>TOTAL</b>	<b>\$24,624,875</b>		<b>\$20,621,555</b>	

# GLOBAL FUNDING BY REGION AND ISSUES ADDRESSED

U.S. & Canada		
\$8,158,8100 (33%)		
Human Rights (General)	\$3,736,860	46%
Visibility	\$841,000	10%
Immigration	\$603,000	7%
Sexual and Reproductive Health	\$500,000	6%
Education and Safe Schools	\$500,000	6%
Mental Health, Substance Abuse, and Suicide Prevention	\$420,000	5%
HIV/AIDS	\$391,000	5%
Homophobia and Transphobia	\$355,000	4%
Gender Identity Rights	\$300,000	4%
Multi-Issue	\$150,000	2%
Criminalization	\$130,000	2%
Religion	\$127,500	2%
Philanthropy	\$81,950	1%
Community Building and Empowerment	\$22,500	<1%

Western Europe		
\$1,412,571 (6%)		
General Health Promotion and Services	\$300,000	21%
Gender Identity Rights	\$287,621	20%
HIV/AIDS	\$283,450	20%
Human Rights (General)	\$265,000	19%
Anti-Violence	\$150,000	11%
Homophobia and Transphobia	\$100,000	7%
Migration and Refugees	\$26,500	2%

Caribbean		
\$1,154,596 (5%)		
HIV/AIDS	\$638,883	55%
Human Rights (General)	\$273,894	24%
Multi-Issue	\$101,275	9%
Gender Identity Rights	\$66,091	6%
Anti-Violence	\$53,500	5%
Sexual and Reproductive Health	\$12,000	1%
Homophobia and Transphobia	\$8,952	1%

Latin America		
\$1,168,366 (5%)		
HIV/AIDS	\$291,066	25%
Human Rights (General)	\$276,000	24%
Homophobia and Transphobia	\$200,000	17%
Gender Identity Rights	\$165,000	14%
Anti-Violence	\$117,000	10%
Multi-Issue	\$31,600	3%
Community Building and Empowerment	\$27,000	2%
Health Promotion	\$18,000	2%
Philanthropy	\$17,700	2%
Sexual and Reproductive Health	\$10,000	1%
Visibility	\$9,000	1%
Mental Health, Substance Abuse, and Suicide Prevention	\$6,000	1%

## Funding by Country

Argentina	\$30,000	Colombia	\$90,000	Guatemala	\$24,000
Austria	\$25,000	Costa Rica	\$10,000	Guyana	\$54,500
Belgium	\$675,000	Croatia	\$251,498	Haiti	\$138,063
Belize	\$35,000	Czech Republic	\$50,000	Honduras	\$38,000
Bolivia	\$47,000	Democratic Republic of the Congo	\$39,263	Hong Kong	\$3,000
Bosnia and Herzegovina	\$64,480	Dominican Republic	\$340,875	Hungary	\$85,000
Botswana	\$70,000	Ecuador	\$157,066	India	\$510,500
Brazil	\$260,000	El Salvador	\$39,000	Indonesia	\$210,682
Burkina Faso	\$131,460	Estonia	\$30,000	Ireland	\$33,600
Burma	\$13,000	Fiji	\$15,000	Israel	\$141,000
Burundi	\$92,931	France	\$217,000	Ivory Coast	\$146,286
Cambodia	\$27,000	Georgia	\$55,000	Jamaica	\$324,883
Cameroon	\$72,931	Germany	\$310,000	Kenya	\$807,727
Canada	\$965,000	Ghana	\$137,000	Laos	\$18,000
Chile	\$125,000	Grenada	\$11,000	Latvia	\$60,000
China	\$946,999			Lebanon	\$50,000



### Eastern Europe, Central Asia & Russia

<b>\$2,619,081 (11%)</b>		
Human Rights (General)	\$1,898,347	72%
Community Building and Empowerment	\$251,706	10%
Homophobia and Transphobia	\$146,400	6%
Gender Identity Rights	\$134,000	5%
Marriage and Civil Unions	\$96,628	4%
Visibility	\$73,000	3%
Anti-Violence	\$12,000	>1%
Multi-Issue	\$7,000	>1%

### Middle East & North Africa

<b>\$408,000 (2%)</b>		
Human Rights (General)	\$272,000	67%
HIV/AIDS	\$80,000	20%
Community Building and Empowerment	\$56,000	14%

### Asia & Pacific

<b>\$2,828,381 (11%)</b>		
HIV/AIDS	\$1,513,200	54%
Human Rights (General)	\$435,952	15%
Multi-Issue	\$199,703	7%
Anti-Violence	\$142,000	5%
Labor and Employment	\$140,000	5%
Sexual and Reproductive Health	\$105,000	4%
Community Building and Empowerment	\$96,979	3%
General Health Promotion and Services	\$80,000	3%
Strengthening Families	\$50,761	2%
Visibility	\$27,000	1%
Mental Health, Substance Abuse, and Suicide Prevention	\$11,786	>1%
Gender Identity Rights	\$8,000	>1%
Education and Safe Schools	\$7,000	>1%
Religion	\$6,000	>1%
Homophobia and Transphobia	\$5,000	>1%

### Sub-Saharan Africa

<b>\$6,875,070 (28%)</b>		
Human Rights (General)	\$3,237,688	47%
HIV/AIDS	\$1,035,186	15%
Sexual and Reproductive Health	\$708,000	10%
Multi-Issue	\$508,000	7%
Gender Identity Rights	\$506,000	7%
Community Building and Empowerment	\$267,000	4%
Anti-Violence	\$198,000	3%
General Health Promotion and Services	\$176,310	2%
Religion	\$121,885	2%
Strengthening Families	\$100,000	1%
Visibility	\$17,000	>1%

Liberia	\$61,000
Malaysia	\$52,065
Mali	\$19,279
Mexico	\$146,400
Moldova	\$40,000
Mongolia	\$33,212
Montenegro	\$20,000
Morocco	\$20,000
Mozambique	\$70,000
Nairobi	\$75,000
Nepal	\$50,000
Netherlands	\$27,621
Nicaragua	\$63,600
Nigeria	\$352,508
Paraguay	\$10,000
Peru	\$8,000

Philippines	\$121,000
Poland	\$131,400
Romania	\$214,797
Russia	\$639,156
Rwanda	\$39,259
Sénégal	\$63,558
Serbia	\$119,940
Singapore	\$107,000
Slovakia	\$33,098
Slovenia	\$7,000
South Africa	\$2,748,337
Spain	\$40,000
St. Lucia	\$55,000
Swaziland	\$22,000
Switzerland	\$380,000
Thailand	\$408,135

Togo	\$39,279
Trinidad & Tobago	\$10,000
Turkey	\$74,000
Uganda	\$1,440,000
Ukraine	\$22,000
United Kingdom	\$336,350
USA	\$8,389,135
Vietnam	\$5,000
Zambia	\$52,000
Undisclosed Countries in Global South & East	\$100,000

**Grand Total \$24,624,874**

## ■ GLOBAL POPULATION FOCUS

Global LGBTQ funding specifically targeting gay men reached \$4.7 million in 2013, an increase of 77 percent over 2012. Global funding for transgender communities and intersex communities also saw increases, reaching nearly \$2 million and \$200,000, respectively. Funding targeting lesbians and women who have sex with women was down significantly, from \$1.7 million in 2012 to \$1 million in 2013. We found no global funding specifically targeting bisexuals in 2013, though a significant portion of funding targeting gay men was broadly inclusive of gay men, bisexual men, and men who have sex with men.

Looking at other populations specifically targeted by global LGBTQ funding, the largest share (\$1.7 million) went to refugees, asylees, and migrants, more than double the amount that targeted that population in 2012. Children and youth received the second-largest share of dollars and also saw an increase, reaching \$1.3 million. Economically disadvantaged LGBTQ communities and sex workers saw sharp increases, but still only received a fairly small share of international LGBTQ grant dollars. Small amounts of funding had targeted older adults and people with disabilities in 2012, but no international grant dollars explicitly targeted these populations in 2013.

### **ZOOMING IN: Target Population and Strategy**



Of the \$1.7 million focused on refugees, asylees, and migrants, 90 percent was for advocacy and research, and 9 percent was for capacity-building and training. Of the \$1.3 million for children and youth, 67 percent was for advocacy and 23 percent was for direct services.


### **RECOMMENDED RESOURCE: International Human Rights Funders Group (IHRFG)**



For more information on human rights funding, we recommend “**Advancing Human Rights: The State of Global Foundation Grantmaking**,” produced by IHRFG and the Foundation Center. The most recent report found that foundations awarded \$1.7 billion for human rights in 2011, of which about 5 percent (\$79.6 million) targeted LGBT populations. Interactive data available at [www.humanrights.foundationcenter.org](http://www.humanrights.foundationcenter.org).

## Distribution of International Grant Dollars by Sexual Orientation and Gender Identity


2013

 = \$100,000



## Distribution of International Grant Dollars Among Other Populations

2013

 = \$100,000




# GLOBAL FUNDING BY TYPE OF ORGANIZATION

## LGBTQ ORGANIZATIONS VS. NON-LGBTQ ORGANIZATIONS

This year, for the first time, we provide a breakdown of the types of organizations receiving funding for international LGBTQ issues. About 72 percent of international dollars go to LGBTQ-specific organizations, while the remaining 28 percent was awarded to non-LGBTQ organizations and agencies to implement LGBTQ-related programs. This is quite similar to the domestic ratio of funding for LGBTQ vs. non-LGBTQ organizations.

### Distribution of Domestic Grant Dollars by Recipient Type

TOTAL (\$23,474,084)

 = 1%



LGBTQ Organizations  
\$16,961,400 (72%)

Non-LGBTQ Organizations  
\$6,512,684 (28%)

**Note:** These figures do not include approximately \$13,000 awarded to individuals and approximately \$1 million awarded to anonymous organizations.

# ■ ANALYSIS OF GLOBAL FUNDING FOR LGBTQ ORGANIZATIONS

**Advocacy organizations** are even more predominant in global LGBTQ funding than they are in domestic LGBTQ funding, capturing three-quarters of grant dollars. Of the sub-types of LGBTQ advocacy organizations, international advocacy organizations received the largest share: about \$7 million, or about 40 percent of all international dollars awarded to LGBTQ organizations. Note that this category includes organizations with a global mission, such as IGLHRC, as well as organizations such as African Men for Sexual Health and Rights, whose scope includes several countries in a particular region of the world. The second largest share of dollars (\$5.5 million) went to national advocacy organizations, which focus on advocating for LGBTQ communities in a specific country. Smaller shares went to advocacy organizations working at the local level (within a specific city, province, or sub-region of a country) and to organizations whose primary focus is litigation,

About \$1.9 million of global LGBTQ funding was awarded to **service providers**, more than half of which went to organizations specifically addressing HIV/AIDS. Another \$1.1 million went to **grassroots LGBTQ community groups**, including faith-based groups, groups that organize local pride marches, and groups that come together to build community, support one another, and advocate for themselves.

It should be noted that LGBTQ organizations often have multi-pronged missions and use multiple strategies, making any classification like this one difficult. This is particularly true for organizations outside the U.S., especially in those countries where there are few formalized LGBTQ organizations. For example, it is common for one organization to provide HIV/AIDS services for gay and transgender communities and also to serve as the primary voice and advocate for LGBTQ issues in its home country. We have sought to categorize these organizations as best as possible, based on the primary focus of their mission and programs.

## Detailed Breakdown of LGBTQ Organizations

<b>Advocacy Organizations</b>	<b>\$12,721,974</b>	<b>75%</b>
International Advocacy Organizations	\$6,939,832	41%
Legal Services Organizations	\$218,000	1%
Local Advocacy Organizations	\$37,000	<1%
National Advocacy Organizations	\$5,492,142	32%
Regional Advocacy Organizations	\$35,000	0%
<b>Service Providers</b>	<b>\$1,894,678</b>	<b>11%</b>
Community Centers	\$190,836	1%
Health Centers	\$109,047	1%
HIV/AIDS Service Organizations	\$1,011,780	6%
Other Service Providers	\$583,015	3%
<b>Infrastructure Organizations</b>	<b>\$591,250</b>	<b>3%</b>
Foundations	\$591,250	3%
<b>Grassroots Community Groups</b>	<b>\$1,126,080</b>	<b>7%</b>
Business/Professional Networks	\$2,500	0%
Faith-Based Organizations	\$658,000	4%
Family Groups	\$45,761	<1%
Multipurpose Organizations	\$158,212	1%
Pride Organizations	\$151,628	1%
Social Groups or Networks	\$109,979	1%
<b>Arts &amp; Cultural Organizations</b>	<b>\$614,418</b>	<b>4%</b>
<b>TOTAL</b>	<b>\$16,961,400</b>	

# ■ ANALYSIS OF GLOBAL FUNDING FOR NON-LGBTQ ORGANIZATIONS

As with domestic funding, **allied advocacy organizations** captured the largest share of dollars for non-LGBTQ-specific organizations — a total of more than \$4.2 million. More than half of these grant dollars were for organizations working at the international level, with most of the remainder going to organizations working at the national level in specific countries.

Among non-LGBTQ organizations internationally, the second-largest share of grant dollars went to **grassroots groups**, split about evenly between faith communities and networks of businesses and professionals. Infrastructure organizations, mainstream service providers, intergovernmental organizations, universities, and arts and cultural groups each captured between \$200,000 and \$500,000.

## Detailed Breakdown of Non-LGBTQ Organizations

<b>Advocacy Organizations</b>	<b>\$4,220,203</b>	<b>65%</b>
International Advocacy Organizations	\$2,169,500	33%
Legal Services Organizations	\$250,000	4%
National Advocacy Organizations	\$1,800,703	28%
<b>Service Providers</b>	<b>\$453,327</b>	<b>7%</b>
Health Centers	\$19,980	<1%
HIV/AIDS Service Organizations	\$278,347	4%
Support Groups	\$5,000	<1%
Other Service Providers	\$150,000	2%
<b>Infrastructure Organizations</b>	<b>\$481,750</b>	<b>7%</b>
Foundations	\$40,750	1%
Research Institutes	\$400,000	6%
Technical Assistance Providers and Networks	\$41,000	1%
<b>Intergovernmental Organizations</b>	<b>\$295,000</b>	<b>5%</b>
<b>Arts &amp; Cultural Organizations</b>	<b>\$53,000</b>	<b>1%</b>
<b>Business Associations</b>	<b>\$362,500</b>	<b>6%</b>
<b>Faith-Based Institutions</b>	<b>\$376,650</b>	<b>6%</b>
<b>Universities and Schools</b>	<b>\$270,254</b>	<b>4%</b>
<b>TOTAL</b>	<b>\$6,512,684</b>	

# COMMUNITY FOUNDATION GRANTMAKING FOR LGBTQ ISSUES

In 2013, community foundations awarded \$5.9 million to LGBTQ issues (or \$5.7 million after dollars awarded for re-granting are excluded). This represents an increase from \$5.5 million in 2012. In the last few years, community foundations have steadily accounted for five percent of all LGBTQ funding.

Note: This section includes funding awarded by community foundations from their discretionary funds as well as from their donor-advised funds, which are often driven by recommendations from the donor who originally established the fund.

## Top 10 Community Foundations

- 1 **San Francisco Foundation**  
San Francisco, CA \$931,328
- 2 **New York Community Trust**  
New York, NY \$608,000
- 3 **California Community Foundation**  
Los Angeles, CA 378,770
- 4 **Philadelphia Foundation**  
Philadelphia, PA \$340,425
- 5 **Chicago Community Trust**  
Chicago, IL \$312,950
- 6 **Cleveland Foundation**  
Cleveland, OH \$277,000
- 7 **Community Foundation for Southeastern Michigan**  
Detroit, MI \$274,075
- 8 **Silicon Valley Community Foundation**  
Mountain View, CA \$255,475
- 9 **Miami Foundation**  
Miami, FL \$244,500
- 10 **Community Foundation of Broward**  
Fort Lauderdale, FL \$193,433

## Top 10 Community Foundation Grantees

- 1 **San Francisco AIDS Foundation**  
San Francisco, CA \$488,600
- 2 **Cleveland Special Events Corporation (for 2014 Gay Games)**  
Cleveland, OH \$360,000
- 3 **Los Angeles LGBT Center**  
Los Angeles, LA \$204,950
- 4 **Human Rights Campaign Foundation**  
Washington, DC \$181,150
- 5 **The Pride Center at Equality Park of South Florida**  
Wilton Manors, FL \$150,933
- 6 **Freedom to Marry**  
New York, NY \$145,000
- 7 **Chicago House and Social Service Agency**  
Chicago, IL \$112,950
- 8 **Howard Brown Health Center**  
Chicago, IL \$110,000
- 9 **Lesbian, Gay, Bisexual & Transgender Community Center**  
New York, NY \$100,000
- 10 **Attic Youth Center**  
Philadelphia, PA \$90,000

# ISSUES ADDRESSED BY COMMUNITY FOUNDATIONS

Similarly to previous years, in 2013 community foundations bucked the overall LGBTQ philanthropy trend of directing the majority of funding to civil rights work. Instead, community foundations invested heavily in building communities, families and visibility as well as health and well-being issues. Since community foundations are place-based funders, some of this difference may be attributed to the fact that most of the large civil rights advocacy organizations are national. In contrast, direct service providers working on health and building community tend to be locally focused.

## Distribution of Community Foundation Grant Dollars by Issue Addressed

2013

\$ = \$500,000

Civil Rights and Human Rights \$890,145 (16%)



Strengthening Communities, Families, and Visibility \$2,094,293 (37%)



Health and Well-being \$1,793,989 (32%)



Education and Safe Schools \$256,182 (5%)



Economic Issues \$382,578 (7%)



Violence, Homophobia, and Transphobia \$71,900 (1%)

Other Issues \$179,650 (3%)

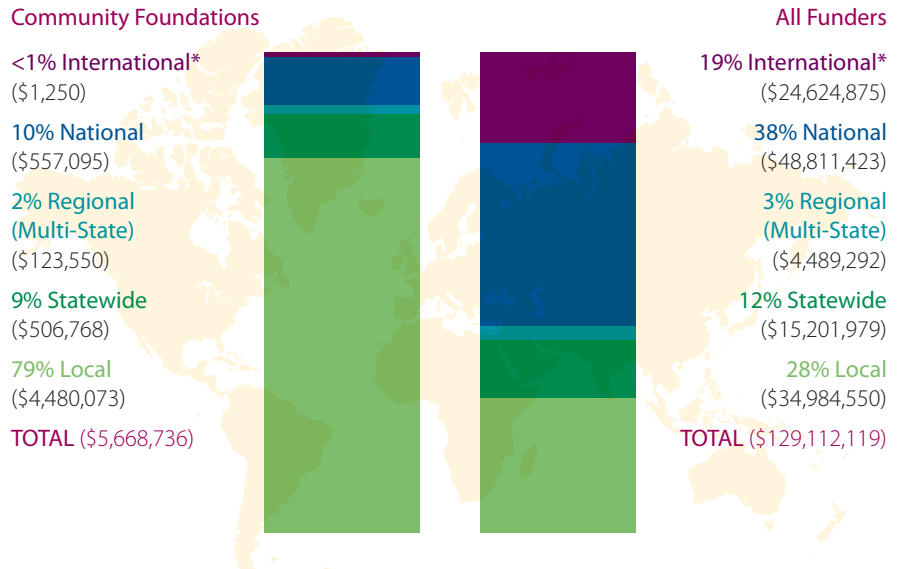
Breakdown of Issues Addressed by Community Foundations	2013 Community Foundation Grant Dollars	Percentage of Community Foundation Grantmaking	Percentage of all LGBTQ Grantmaking
Civil Rights and Human Rights	\$890,145	16%	42%
Strengthening Communities, Families, and Visibility	\$2,094,293	37%	23%
Health and Well-being	\$1,793,989	32%	19%
Education and Safe Schools	\$256,182	5%	7%
Economic Issues	\$382,578	7%	3%
Violence, Homophobia, and Transphobia	\$71,900	1%	2%
Other Issues	\$179,650	3%	4%
<b>TOTAL</b>	<b>\$5,668,736</b>		



# ■ GEOGRAPHIC FOCUS OF COMMUNITY FOUNDATIONS

Community foundations by definition collect resources from a community within a specific geographic region and then redistribute those resources to their defined community. Accordingly, nearly 90 percent of community foundation funding for LGBTQ issues is directed to local, regional, or statewide organizations.

## Distribution of Community Foundation Grant Dollars by Geographic Focus



\* Includes both "international" and "outside the U.S." funding.

### ZOOMING IN: Donor Advised Funds at Community Foundations

In many cases, a large portion of community foundation grantmaking comes from donor-advised funds. In 2013, **donor advised funds awarded \$1 million to LGBTQ issues**, accounting for 18 percent of community foundation funding for LGBTQ issues. This represented a decrease in grantmaking of approximately \$400,000. For the most part, donor advised funds mirrored the rest of community foundation funding in terms of issues addressed and geographical focus.

### ZOOMING IN: The Largest Community Foundation Grant Goes to...

The largest community foundation grant for LGBTQ issues in 2013 was a grant of \$465,000 from the **San Francisco Foundation** to the San Francisco AIDS Foundation to create a health and wellness center in the Castro to provide prevention, testing and access to primary care for gay and bisexual men with HIV/AIDS.

### HONOR ROLL: The Cleveland Foundation

In 2013, the Cleveland Foundation awarded a \$250,000 grant to the Cleveland Special Events Corporation to sponsor the 2014 Gay Games. It marked the first time the Gay Games ever secured a presenting sponsor. It also nearly **doubled the investment the Cleveland Foundation had made in LGBTQ issues to date.**

# CORPORATE GRANTMAKING FOR LGBTQ ISSUES

In 2013, corporate foundation support reached a record high of \$9.7 million (or \$9.4 million after dollars awarded for re-granting are excluded). Corporate funding increased nearly 9 percent from \$8.9 million in 2012, and continued to account for seven percent of all LGBTQ grantmaking.

NOTE: There are many corporations giving to the LGBTQ community without an official foundation or philanthropic office and as such there are companies we are not yet able to track. Currently, our corporate data only includes corporate foundation grantmaking and employee matching gift programs. It does not include in-kind gifts. However, we want to acknowledge that whether money comes from an official philanthropic arm, a marketing budget, or an in-kind donation, corporate support for LGBTQ issues can have a significant impact on LGBTQ communities worldwide. Moreover, we are currently working to improve our data collection as it relates to corporate funders and look forward to sharing the results in future reports.

## Top 10 Corporate Funders

- 
- 1 **Wells Fargo Foundation**  
San Francisco, CA \$3,650,368
  - 2 **M.A.C. AIDS Fund**  
New York, NY \$2,549,454
  - 3 **Levi Strauss & Co. Foundation**  
San Francisco, CA \$1,435,000
  - 4 **Alphawood Foundation**  
Chicago, IL \$525,000
  - 5 **New York Life Foundation**  
Sleepy Hollow, NY \$300,000
  - 6 **Otto Bremer Foundation**  
Minneapolis, MN \$252,000
  - 7 **GE Foundation**  
Fairfield, CT \$174,751
  - 8 **Aetna Foundation**  
Hartford, CT \$143,611
  - 9 **Walmart Foundation**  
Bentonville, AR \$111,500
  - 10 **Coca-Cola Foundation**  
Atlanta, GA \$100,000

## Top 10 Corporate Grantees

- 
- 1 **Gay, Lesbian and Straight Education Network (GLSEN)**  
New York, NY \$558,550
  - 2 **Point Foundation**  
Los Angeles, CA \$476,000
  - 3 **Los Angeles LGBT Center**  
Los Angeles, CA \$430,290
  - 4 **National LGBTQ Taskforce**  
Washington, DC \$327,937
  - 5 **China National Center for HIV/AIDS Control and Prevention**  
Beijing, China \$300,000
  - 6 **San Francisco AIDS Foundation**  
San Francisco, CA \$287,463
  - 7 **AIDS-Free World**  
Uniondale, NY \$256,000
  - 8 **NGLCC Foundation**  
Washington, DC \$250,000
  - 9 **International Treatment Preparedness Coalition (ITPC)**  
New York, NY \$250,000
  - 10 **Lesbian, Gay, Bisexual & Transgender Community Center**  
New York, NY \$245,200

## ■ ISSUES ADDRESSED BY CORPORATE FUNDERS

Half of corporate funding for LGBTQ issues goes towards health and wellbeing issues. Less than 10 percent goes to civil rights.

### Distribution of Corporate Grant Dollars by Issue Addressed

2013

\$ = \$500,000

Civil Rights and Human Rights \$784,887 (8%)



Strengthening Communities, Families, and Visibility \$1,656,278 (17%)



Health and Well-being \$4,753,213 (50%)



Education and Safe Schools \$1,294,550 (14%)



Economic Issues \$612,220 (7%)



Violence, Homophobia, and Transphobia \$145,000 (2%)

Other Issues \$174,000 (2%)

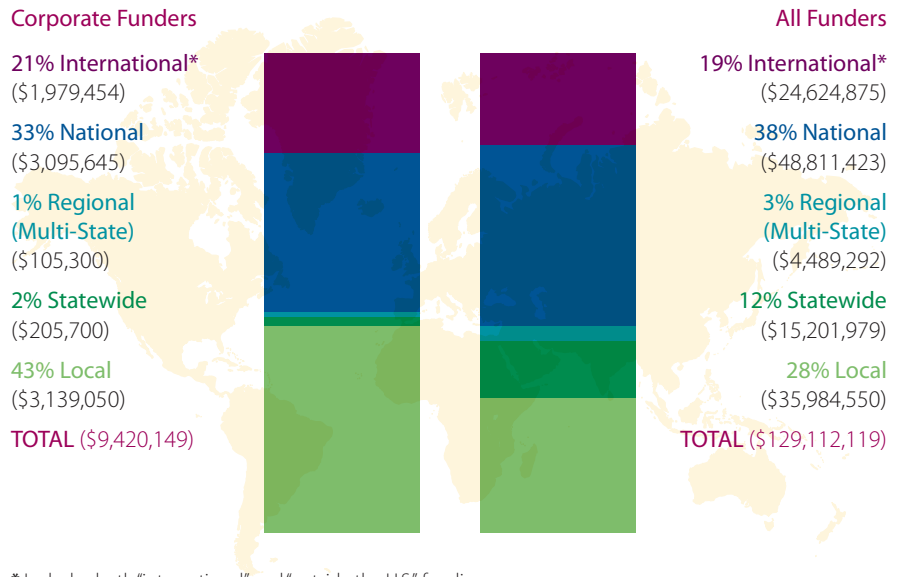
Breakdown of Issues Addressed by Corporate Funders Issue Addressed	2013 Corporate Foundation Grant Dollars	Percentage of Corporate Foundation Grantmaking	Percentage of all LGBTQ Grantmaking
Civil Rights and Human Rights	\$784,887	8%	42%
Strengthening Communities, Families, and Visibility	\$1,656,278	17%	23%
Health and Well-being	\$4,753,213	50%	19%
Education and Safe Schools	\$1,294,550	14%	7%
Economic Issues	\$612,220	7%	3%
Violence, Homophobia, and Transphobia	\$145,000	2%	2%
Other Issues	\$174,000	2%	4%
<b>TOTAL</b>	<b>\$9,420,149</b>		

# ■ GEOGRAPHIC FOCUS OF CORPORATE FUNDERS

The majority of corporate support for LGBTQ issues was split between national non-profits and organizations serving local LGBTQ communities. In 2013, about one-third of LGBTQ funding from corporations went to national non-profits, and another third of LGBTQ funding from corporations went to local organizations.

In comparison to other grantmakers, corporate funders award a larger percentage of their grantmaking to non-profits working with local communities. National non-profits tend to see the bulk of LGBTQ funding overall.

## Distribution of Corporate Grant Dollars by Geographic Focus



### HONOR ROLL: Doubling LGBTQ Investments

In 2013, four corporations more than doubled their funding for LGBTQ issues. **The Alphawood Foundation, Kroger Co. Foundation, M.A.C. AIDS Fund, and New York Life Foundation** all increased their investments in LGBTQ communities by more than 100 percent — some by as much as 500 percent.

### RECOMMENDED RESOURCE: Committee Encouraging Corporate Philanthropy

A great resource for a more detailed look at corporate philanthropy is "**Giving in Numbers: 2014 Edition**" by the Committee Encouraging Corporate Philanthropy. The report draws on data from more than 250 companies, including more than 60 of the largest 100 companies in the Fortune 500, and finds that **corporations awarded more than \$25 billion in cash and in-kind giving in 2013**. The report and more can be found at [www.cecp.co/research](http://www.cecp.co/research).

# PRIVATE FOUNDATION GRANTMAKING FOR LGBTQ ISSUES

In 2013, private foundations awarded \$78.4 million to LGBTQ issues (or \$68.9 million after dollars awarded for re-granting are excluded). This represents an increase of nearly \$10 million from 2012. As in previous years, private foundations represent the largest slice of LGBTQ funding, with their grantmaking constituting approximately 54 percent of LGBTQ funding in 2013. Both LGBTQ private foundation giving and non-LGBTQ private foundation giving increased by approximately \$5 million in 2013.

## Top 10 LGBTQ Private Foundations

- 1 **Arcus Foundation**  
New York, NY \$16,837,663
- 2 **Gill Foundation**  
Denver, CO \$7,103,725
- 3 **H. van Ameringen Foundation**  
New York, NY \$2,459,000
- 4 **Calamus Foundation**  
New York, NY \$1,693,500
- 5 **Kevin J. Mossier Foundation**  
Edina, MN \$1,422,000
- 6 **Tawani Foundation**  
Chicago, IL \$1,350,000
- 7 **David Bohnett Foundation**  
Beverly Hills, CA \$1,028,060
- 8 **B.W. Bastian Foundation**  
Orem, UT \$811,705
- 9 **Palette Fund**  
New York, NY \$751,635
- 10 **Laughing Gull Foundation**  
Durham, NC \$710,000

## Top 10 Non-LGBTQ Private Foundations

- 1 **Ford Foundation**  
New York, NY \$15,282,992
- 2 **Evelyn & Walter Haas Jr. Fund**  
San Francisco, CA \$6,108,025
- 3 **Open Society Foundations**  
New York, NY \$4,466,850
- 4 **The California Endowment**  
Los Angeles, CA \$1,994,885
- 5 **Harry and Jeanette Weinberg Foundation**  
Owings Mills, MD \$1,600,000
- 6 **John D and Catherine T. MacArthur Foundation**  
Chicago, IL \$820,000
- 7 **Schwab Charitable Fund**  
San Francisco, CA \$663,620
- 8 **Overbrook Foundation**  
New York, NY \$573,000
- 8 **Johnson Family Foundation**  
New York, NY \$439,250
- 10 **Bush Foundation**  
St. Paul, MN \$422,000

## Top 10 Private Foundation Grantees

- 1 **Freedom to Marry**  
New York, NY \$2,806,500
- 2 **Services and Advocacy for Gay, Lesbian, Bisexual & Transgender Elders (SAGE)**  
New York, NY \$2,205,500
- 3 **American Civil Liberties Union**  
New York, NY \$2,066,000
- 4 **National LGBTQ Task Force**  
Washington, DC \$1,607,750
- 5 **Palm Center**  
San Francisco, CA \$1,400,000
- 6 **Trustees of Columbia University in the City of New York**  
New York, NY \$1,181,000
- 7 **Funders for LGBTQ Issues**  
New York, NY \$924,000
- 8 **Lesbian, Gay, Bisexual & Transgender Community Center**  
New York, NY \$897,250
- 9 **Gay, Lesbian & Straight Education Network (GLSEN)**  
New York, NY \$875,000
- 10 **Gill Foundation – Movement Advancement Project (MAP)**  
Denver, CO \$870,000

# ISSUES ADDRESSED BY PRIVATE FOUNDATIONS

More than half of all LGBTQ funding comes from private foundations, and as such the issues addressed by private foundation funding largely mirror the issues addressed by LGBTQ funding overall. Almost half of all private foundation funding for LGBTQ issues went toward addressing civil rights or human rights. A quarter of private foundation funding went towards building communities, strengthening families, and supporting visibility. Slightly more than 15 percent went to LGBTQ health and wellbeing issues.

## Distribution of Private Foundation Grant Dollars by Issue Addressed

2013

\$ = \$500,000

Civil Rights and Human Rights \$30,909,270 (45%)



Strengthening Communities, Families, and Visibility \$17,304,768 (25%)



Health and Well-being \$10,754,851 (16%)



Education and Safe Schools \$3,405,600 (5%)



Economic Issues \$2,085,500 (3%)



Violence, Homophobia, and Transphobia \$1,281,100 (2%)



Other Issues \$3,163,928 (5%)

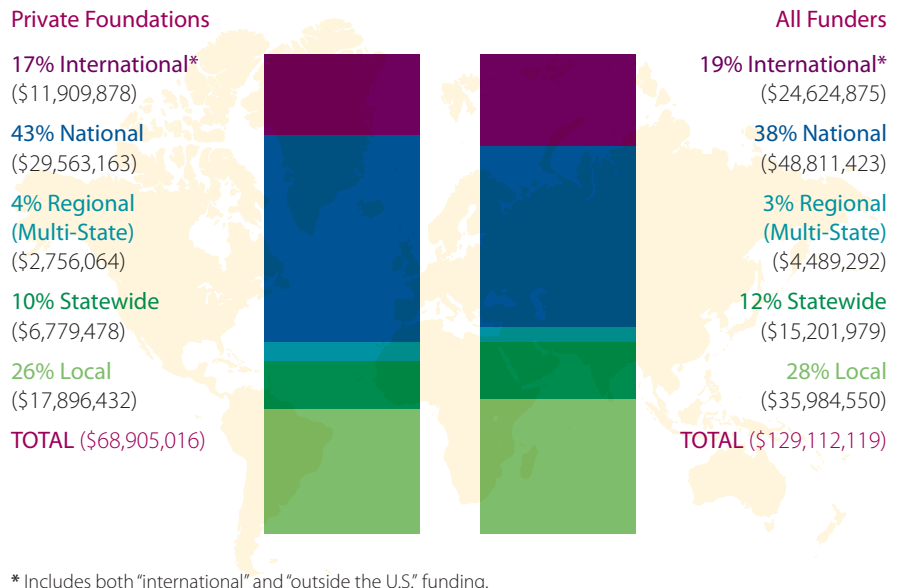


Breakdown of Issues Addressed by Private Foundations	2013 Private Foundation Grant Dollars	Percentage of Private Foundation Grantmaking	Percentage of all LGBTQ Grantmaking
Civil Rights and Human Rights	\$30,909,270	45%	42%
Strengthening Communities, Families, and Visibility	\$17,304,768	25%	23%
Health and Well-being	\$10,754,851	16%	19%
Education and Safe Schools	\$3,405,600	5%	7%
Economic Issues	\$2,085,500	3%	3%
Violence, Homophobia, and Transphobia	\$1,281,100	2%	2%
Other Issues	\$3,163,928	5%	4%
<b>TOTAL</b>	<b>\$68,905,016</b>		

# ■ GEOGRAPHIC FOCUS OF PRIVATE FOUNDATIONS

The distribution of funding by private foundations very closely matches that of all LGBTQ grantmaking — which is not surprising since private foundation giving adds up to over half of all LGBTQ funding. Nearly half of private foundation funding goes to national non-profit organizations and more than a quarter goes to local non-profit organizations.

## Distribution of Private Foundation Grant Dollars by Geographic Focus



### ZOOMING IN: Private Foundations and Immigration

In 2013, private foundations granted \$1.4 million for LGBTQ immigration issues. Almost 40 percent of this came from the **Evelyn and Walter Haas, Jr. Fund**, which granted over a half a million dollars for the promotion of immigration reform issues and LGBTQ equality. This was the same year that *United States v. Windsor* historically struck down Section 3 of the Defense of Marriage Act, allowing U.S. citizens to sponsor an immigrant spouse of the same sex for the first time. To learn more about funding for LGBTQ immigration issues, check out the Funders for LGBTQ Issues' report "Pathways Forward: Foundation Funding for LGBTQ Immigration Issues" at [www.lgbtfunders.org/resources/PathwaysForward.cfm](http://www.lgbtfunders.org/resources/PathwaysForward.cfm).



# PUBLIC FUNDER GRANTMAKING FOR LGBTQ ISSUES

In 2013, public foundations awarded \$33.3 million to LGBTQ issues (or \$32.4 million after dollars awarded for re-granting are excluded). LGBTQ grantmaking by public funders increased more than 10 percent from \$30 million in 2012.

As in previous years, LGBTQ funding from public funders was fairly evenly split between funders rooted in the LGBTQ community and other funders. LGBTQ public funders awarded \$16.3 million, and other public funders awarded slightly more than \$17 million.

Nearly \$15 million was awarded to public funders in 2013 for the purposes of re-granting to LGBTQ communities.

## Top 10 LGBTQ Public Funders

- 1 **Pride Foundation**  
Seattle, WA \$5,343,371
- 2 **Astraea Lesbian Foundation for Justice**  
New York, NY \$2,054,574
- 3 **Elton John AIDS Foundation**  
New York, NY \$1,653,931
- 4 **Horizons Foundation**  
San Francisco, CA \$1,282,335
- 5 **Black Tie Dinner**  
Dallas, TX \$929,899
- 6 **Point Foundation**  
Los Angeles, CA \$747,730
- 7 **Human Rights Campaign Foundation**  
Washington, DC \$710,753
- 8 **Our Fund**  
Wilton Manors, FL \$582,654
- 9 **Freedom to Marry**  
New York, NY \$512,000
- 10 **American Institute of Bisexuality**  
West Hollywood, CA \$464,650

## Top 10 Non-LGBTQ Public Funders

- 1 **Tides Foundation**  
San Francisco, CA \$3,367,128
- 2 **American Jewish World Service**  
New York, NY \$2,638,408
- 3 **Heartland Alliance for Human Needs & Human Rights**  
Chicago, IL \$2,021,890
- 4 **Proteus Fund (Civil Marriage Collaborative)**  
Amherst, MA \$1,700,000
- 5 **Susan G. Komen Foundation**  
Dallas, TX \$1,103,204
- 6 **Jewish Community Federation of San Francisco, The Peninsula, Marin & Sonoma**  
San Francisco, CA \$841,350
- 7 **Liberty Hill Foundation**  
Los Angeles, CA \$765,554
- 8 **AIDS United**  
Washington, DC \$533,455
- 9 **NEO Philanthropy (formerly Public Interest Projects)**  
New York, NY \$495,000
- 10 **amfAR, Foundation for AIDS Research**  
New York, NY \$427,454

## Top 10 Public Funder Grantees

- 1 **Lambda Legal Defense and Education Fund**  
New York, NY \$1,579,211
- 2 **GLAAD**  
New York, NY \$1,087,494
- 3 **National LGBTQ Task Force**  
Washington, DC \$967,516
- 4 **Anonymous**  
Various locations \$944,565
- 5 **Gay, Lesbian and Straight Education Network (GLSEN) – Washington State Chapter**  
Seattle, WA \$827,616
- 6 **African Men for Sexual Health and Rights (AMSHer)**  
Johannesburg, South Africa \$803,447
- 7 **Gay and Lesbian Leadership Institute (Victory Institute)**  
Washington, DC \$538,972
- 8 **Freedom To Marry**  
New York, NY \$534,272
- 9 **Equality Ohio Education Fund**  
Columbus, OH \$529,319
- 10 **Human Rights Campaign Foundation**  
Washington, DC \$495,750



# ISSUES ADDRESSED BY PUBLIC FUNDERS

Nearly half of the funding from public funds went to civil rights or human rights work, mirroring the overall picture of LGBTQ funding. Just like last year, public funds tended to provide a greater share of funding for health and wellbeing issues as well as education and safe schools issues when compared to all LGBTQ grantmaking. However, they awarded a slightly smaller share to issues pertaining to LGBTQ community, family, and visibility.

## Distribution of Public Funder Grant Dollars by Issue Addressed

2013

\$ = \$500,000

Civil Rights and Human Rights \$15,036,710 (46%)



Strengthening Communities, Families, and Visibility \$4,926,690 (15%)



Health and Well-being \$6,662,462 (21%)



Education and Safe Schools \$3,342,057 (10%)



Economic Issues \$473,563 (2%)



Violence, Homophobia, and Transphobia \$1,081,152 (3%)



Other Issues \$1,070,584 (3%)

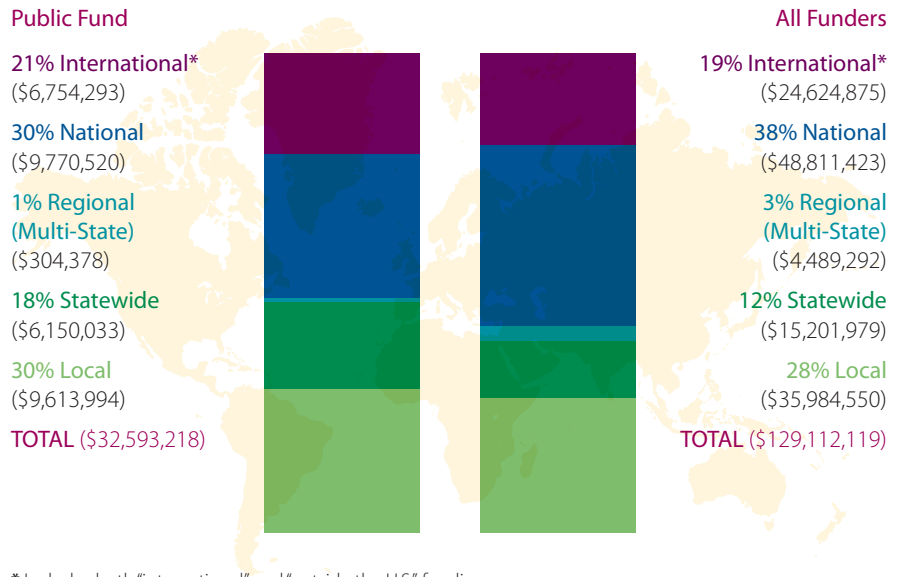


Breakdown of Issues Addressed by Public Funders	2013 Public Fund Grant Dollars	Percentage of Public Fund Grantmaking	Percentage of all LGBTQ Grantmaking
Civil Rights and Human Rights	\$15,036,710	46%	42%
Strengthening Communities, Families, and Visibility	\$4,926,690	15%	23%
Health and Well-being	\$6,662,462	21%	19%
Education and Safe Schools	\$3,342,057	10%	7%
Economic Issues	\$473,563	2%	3%
Violence, Homophobia, and Transphobia	\$1,081,152	3%	2%
Other Issues	\$1,070,584	3%	4%
<b>TOTAL</b>	<b>\$32,593,218</b>		

# ■ GEOGRAPHIC FOCUS OF PUBLIC FUNDERS

While the largest share of public fund support for LGBTQ issues went to national organizations, public funds awarded a smaller percentage of their grantmaking to national organizations than most other funders. Public funds were more likely to support local and statewide nonprofits compared to other funders.

## Distribution of Public Funder Grant Dollars by Geographic Focus



### ZOOMING IN: Public Funds and Donor Advised Funds



Like community foundations, public funds often host donor-advised funds. In 2013, donor-advised funds housed at LGBTQ public funds awarded 394 grants totaling \$1.3 million. This represented 8 percent of grantmaking by LGBTQ public funders. Whereas, donor-advised funds at non-LGBTQ public funds were responsible for 148 grants totaling \$3.5 million. This represented 20 percent of grantmaking by non-LGBTQ public funders.

### HONOR ROLL: LGBTQ Public Funds



In 2013, four LGBTQ-focused public funds more than doubled their LGBTQ grantmaking. Those grantmakers included: **Adam Foundation**, **Freedom to Marry**, **San Diego Human Dignity Foundation**, and **Our Fund**. It is also worth noting that **Delaware Legacy Valley Fund** increased its grantmaking by 98 percent.

# APPENDIX

## 2013 LIST OF LGBTQ GRANTMAKERS IN THE U.S.

Foundation Name	Total Grants	Direct Grant Dollars	Regranting Dollars	Total Dollars
3M Foundation	1	\$5,000.00		\$5,000.00
Aaroe Associates Charitable Foundation	2	\$3,000.00		\$3,000.00
Adam Foundation	13	\$42,800.00		\$42,800.00
Aetna Foundation	16	\$132,110.74	\$11,500.00	\$143,610.74
AIDS United	6	\$533,455.00		\$533,455.00
Akonadi Foundation	1	\$3,000.00		\$3,000.00
Akron Community Foundation	12	\$134,425.00		\$134,425.00
Alphawood Foundation	10	\$525,000.00		\$525,000.00
American Express Foundation	1	\$25,000.00		\$25,000.00
American Institute of Bisexuality	8	\$464,650.00		\$464,650.00
American Jewish World Service	69	\$1,971,408.26	\$667,000.00	\$2,638,408.26
American Psychological Foundation	4	\$42,932.00		\$42,932.00
amfAR, Foundation for AIDS Research	22	\$417,454.00	\$10,000.00	\$427,454.00
Andersen Foundation, Hugh J.	2	\$11,000.00		\$11,000.00
Anderson Prize Foundation	4	\$50,000.00		\$50,000.00
Anonymous	52	\$13,000,000.00	\$4,342,000.00	\$17,342,000.00
Appalachian Community Fund	1	\$8,000.00		\$8,000.00
Aqua Foundation for Women	8	\$72,000.00		\$72,000.00
Arcus Foundation	166	\$13,917,663.00	\$2,920,000.00	\$16,837,663.00
ARIA Foundation	9	\$244,000.00		\$244,000.00
Arizona Community Foundation	8	\$64,050.00		\$64,050.00
Asian Americans Pacific Islanders in Philanthropy	13	\$36,624.00		\$36,624.00
Asian Pacific Community Fund	1	\$60,000.00		\$60,000.00
Asian Women Giving Circle	1	\$12,000.00		\$12,000.00
Astraea Lesbian Foundation for Justice	125	\$2,054,574.00		\$2,054,574.00
Atwater Kent Foundation	3	\$1,200.00		\$1,200.00
Austin Foundation, Sidley	4	\$15,750.00		\$15,750.00
Babson Charitable Foundation, Susan A. and Donald P.	8	\$37,500.00		\$37,500.00
Babson Foundation, Paul and Edith	2	\$20,000.00		\$20,000.00
Baker Brook Foundation	1	\$750.00		\$750.00
Bastian Foundation, B. W.	45	\$811,705.00		\$811,705.00

Foundation Name	Total Grants	Direct Grant Dollars	Regranting Dollars	Total Dollars
Bender Family Foundation	1	\$5,000.00		\$5,000.00
Bernstein Memorial Foundation, Morey	3	\$4,000.00		\$4,000.00
Bigelow Foundation, F.R.	1	\$20,000.00		\$20,000.00
Blachford-Cooper Foundation	6	\$151,000.00		\$151,000.00
Black Tie Dinner	18	\$929,899.00		\$929,899.00
Blaustein Foundation, Morton K. and Jane	1	\$40,000.00		\$40,000.00
Blowitz-Ridgeway Foundation	1	\$5,000.00		\$5,000.00
Blue Cross and Blue Shield of Florida Foundation	1	\$10,000.00		\$10,000.00
Blue Shield of California Foundation	2	\$60,500.00		\$60,500.00
Bohemian Foundation	1	\$10,000.00		\$10,000.00
Bohnett Foundation, David	93	\$1,028,059.54		\$1,028,059.54
Booth Ferris Foundation	1	\$200,000.00		\$200,000.00
Borick Foundation, Louis L.	5	\$150,000.00		\$150,000.00
Boston Foundation	2	\$58,800.00		\$58,800.00
Bread and Roses Community Fund	4	\$24,319.00		\$24,319.00
Bremer, Otto Foundation	7	\$252,000.00		\$252,000.00
Bright Mountain Foundation	1	\$5,000.00		\$5,000.00
Brother Help Thyself	4	\$71,409.00		\$71,409.00
Brown Foundation, Arch and Bruce	7	\$7,000.00		\$7,000.00
Buck Foundation, Peter and Carmen Lucia	4	\$95,025.00		\$95,025.00
Burk Fund, Henrietta Lange	1	\$20,000.00		\$20,000.00
Burstein Family Foundation	2	\$550.00		\$550.00
Bush Foundation	3	\$422,000.00		\$422,000.00
Cafritz Foundation, Morris and Gwendolyn	1	\$10,000.00		\$10,000.00
Calamus Foundation (New York City)	25	\$1,593,500.00	\$100,000.00	\$1,693,500.00
Calamus Foundation (Pearl River)	12	\$129,000.00	\$50,000.00	\$179,000.00
California Community Foundation	36	\$378,770.00		\$378,770.00
California Endowment, The	27	\$1,994,885.00		\$1,994,885.00
California Wellness Foundation	1	\$120,000.00		\$120,000.00
Cape Cod Foundation	9	\$13,429.00		\$13,429.00
Capital Group Companies Charitable Foundation	25	\$70,100.00		\$70,100.00
Caterpillar Foundation	1	\$1,000.00		\$1,000.00
Chaiken Foundation, Donald and Carole	5	\$90,000.00		\$90,000.00
Chesley Foundation, Robert	3	\$5,085.00		\$5,085.00
Chicago Community Trust	19	\$312,950.00		\$312,950.00
Chicago Foundation for Women	11	\$73,000.00		\$73,000.00
Chinook Fund	2	\$8,750.00		\$8,750.00

Foundation Name	Total Grants	Direct Grant Dollars	Regranting Dollars	Total Dollars
Cleveland Foundation	3	\$277,000.00		\$277,000.00
Coastal Community Foundation of South Carolina	1	\$6,375.00		\$6,375.00
Coca-Cola Foundation	1	\$100,000.00		\$100,000.00
Collingwood Foundation	10	\$182,000.00		\$182,000.00
Common Stream	2	\$50,000.00		\$50,000.00
Community Foundation for Northeast Florida	12	\$174,518.00		\$174,518.00
Community Foundation for Southeastern Michigan	40	\$247,775.00	\$26,300.00	\$274,075.00
Community Foundation for Southern Arizona	15	\$57,796.00		\$57,796.00
Community Foundation for the Fox Valley Region	1	\$23,565.00		\$23,565.00
Community Foundation for the National Capital Region	2	\$51,250.00		\$51,250.00
Community Foundation of Broward	9	\$165,933.00	\$27,500.00	\$193,433.00
Community Foundation of Greater Birmingham	2	\$40,000.00		\$40,000.00
Community Foundation of Greater Fort Wayne	2	\$3,450.00		\$3,450.00
Community Foundation of Greater Greensboro	5	\$12,000.00	\$92,313.00	\$104,313.00
Community Foundation of Greater New Haven	1	\$152.00		\$152.00
Community Foundation of Middle Tennessee	3	\$14,900.00		\$14,900.00
Community Foundation of Santa Cruz County	11	\$53,650.00		\$53,650.00
Community Foundation of the Greater Capital Region	1	\$750.00		\$750.00
Community Foundation of Western Massachusetts	1	\$5,300.00		\$5,300.00
Community Foundation of Western North Carolina	2	\$31,000.00		\$31,000.00
Community Foundation San Luis Obispo County	2	\$1,150.00		\$1,150.00
Community Foundation Serving Boulder County	21	\$72,500.00		\$72,500.00
Community Foundation Serving Richmond and Central Virginia	1	\$30,000.00		\$30,000.00
Con Alma Health Foundation	2	\$11,000.00		\$11,000.00
Consumer Health Foundation	1	\$30,000.00		\$30,000.00
Crawford Idema Family Foundation	1	\$22,500.00		\$22,500.00
Cream City Foundation	16	\$124,625.00		\$124,625.00
CREDO	1	\$62,937.00		\$62,937.00
Crossroads Fund	6	\$16,500.00		\$16,500.00
Cummings Foundation	2	\$200,000.00		\$200,000.00
Cummings Memorial Fund, Frances L. and Edwin L.	1	\$30,000.00		\$30,000.00
CVS Caremark Charity Classic Foundation	1	\$10,000.00		\$10,000.00
Dallas Foundation	5	\$10,350.00		\$10,350.00
Dallas Women's Foundation	2	\$21,500.00		\$21,500.00
Neidich, Daniel M. and Garber, Brooke Foundation	2	\$2,750.00		\$2,750.00
DeCamp Foundation, Ira W.	1	\$40,000.00		\$40,000.00
Dechman Foundation, David A.	6	\$114,500.00		\$114,500.00

Foundation Name	Total Grants	Direct Grant Dollars	Regranting Dollars	Total Dollars
Delaware Valley Legacy Fund	14	\$50,200.00		\$50,200.00
District of Columbia Bar Foundation	2	\$249,000.00		\$249,000.00
Dobkin Family Foundation	4	\$106,000.00		\$106,000.00
Driscoll's Foundation	1	\$500.00		\$500.00
Dyson Foundation	4	\$40,000.00		\$40,000.00
East Bay Community Foundation	1	\$13,400.00		\$13,400.00
Elton John AIDS Foundation	32	\$1,653,931.00		\$1,653,931.00
Episcopal Charities Foundation of Rhode Island	1	\$2,000.00		\$2,000.00
Equity Foundation	74	\$110,987.99		\$110,987.99
Esmond Harmsworth 1997 Charitable Foundation	11	\$253,333.00		\$253,333.00
Eychaner Charitable Foundation, Richard	25	\$52,641.00		\$52,641.00
Fels Fund, Samuel S.	6	\$44,500.00		\$44,500.00
Field Foundation of Illinois	1	\$20,000.00		\$20,000.00
Ford Foundation	59	\$13,460,703.00	\$1,822,289.00	\$15,282,992.00
Foundation for a Just Society	6	\$340,000.00		\$340,000.00
Foundation for the Carolinas (Charlotte Lesbian and Gay Fund)	24	\$120,000.00		\$120,000.00
Frameline	7	\$25,000.00		\$25,000.00
Francis Family Foundation	1	\$10,000.00		\$10,000.00
Freedom to Marry	20	\$512,000.00		\$512,000.00
Freeman Foundation	12	\$102,240.00	\$70,000.00	\$172,240.00
Fry Foundation, Lloyd A.	3	\$150,000.00		\$150,000.00
Fund for Democratic Communities	3	\$20,314.28		\$20,314.28
Fund for New Jersey	1	\$20,000.00		\$20,000.00
Fund for Santa Barbara	1	\$3,000.00		\$3,000.00
Funding Exchange	17	\$339,331.38		\$339,331.38
G.E. Foundation	4	\$174,751.00		\$174,751.00
Gamma Mu Foundation	18	\$110,000.00		\$110,000.00
Gates Foundation, Bill and Melinda	1	\$5,000.00		\$5,000.00
Gay Asian Pacific Alliance (GAPA) Foundation	3	\$3,000.00		\$3,000.00
General Mills Foundation	2	\$30,000.00		\$30,000.00
Gerbic Family Foundation, Edward and Verna	1	\$1,000.00		\$1,000.00
Gerbode Foundation, Wallace Alexander	1	\$25,000.00		\$25,000.00
Gesso Foundation	1	\$5,000.00		\$5,000.00
Gill Foundation	75	\$5,353,725.00	\$1,750,000.00	\$7,103,725.00
Gilmore Foundation, Irving S.	2	\$48,000.00		\$48,000.00
Global Fund for Women	16	\$276,810.00		\$276,810.00
Goldsmith Foundation, Horace W.	1	\$250,000.00		\$250,000.00

Foundation Name	Total Grants	Direct Grant Dollars	Regranting Dollars	Total Dollars
Grants for the Arts/San Francisco Hotel Tax Fund	2	\$21,450.00		\$21,450.00
Greater Milwaukee Foundation	8	\$110,493.00		\$110,493.00
Greater New Orleans Foundation	6	\$31,007.00		\$31,007.00
Greater Seattle Business Association	43	\$230,000.00		\$230,000.00
Greater Worcester Community Foundation	1	\$17,000.00		\$17,000.00
Groundswell Fund	7	\$237,500.00		\$237,500.00
Guilford Green Foundation	15	\$47,075.00		\$47,075.00
Haas Fund, Walter and Elise	11	\$143,590.00		\$143,590.00
Haas Jr. Fund, Evelyn and Walter	57	\$4,849,500.00	\$1,258,525.00	\$6,108,025.00
Hagedorn Fund	2	\$40,000.00		\$40,000.00
Haring Foundation, Keith	6	\$80,000.00		\$80,000.00
Harter Charitable Trust, John Burton	1	\$25,000.00		\$25,000.00
Hartford Foundation for Public Giving	7	\$76,250.00		\$76,250.00
Hasbro Children's Foundation	1	\$2,500.00		\$2,500.00
Hawai'i People's Fund	3	\$10,500.00		\$10,500.00
Hayden Foundation, Charles	1	\$55,000.00		\$55,000.00
Haymarket People's Fund	1	\$5,200.00		\$5,200.00
Hazen Foundation	1	\$30,000.00		\$30,000.00
Headwaters Fund for Justice	3	\$68,000.00		\$68,000.00
Health Foundation of Greater Indianapolis	2	\$105,000.00		\$105,000.00
Healthcare Foundation of New Jersey	3	\$223,334.00		\$223,334.00
Healthcare Georgia Foundation	1	\$50,000.00		\$50,000.00
Hearst Foundation, William Randolph	1	\$50,000.00		\$50,000.00
Heartland Alliance for Human Needs and Human Rights	26	\$2,013,889.63	\$8,000.00	\$2,021,889.63
Heinz Endowment	1	\$9,000.00		\$9,000.00
Hermes Foundation	3	\$13,500.00		\$13,500.00
Hewlett Foundation, William and Flora	3	\$270,000.00		\$270,000.00
Higgins Foundation, Colin	7	\$51,000.00	\$10,000.00	\$61,000.00
Hill-Snowdon Foundation	3	\$60,000.00		\$60,000.00
Hollyfield Foundation	8	\$30,350.00	\$10,000.00	\$40,350.00
Homeless Assistance Fund	1	\$30,000.00		\$30,000.00
Horizons Foundation	289	\$1,217,834.75	\$64,500.00	\$1,282,334.75
Hostetter, Mark D. and Habib, Alexander N. Foundation	4	\$129,500.00		\$129,500.00
Houston Endowment	2	\$160,000.00		\$160,000.00
Human Rights Campaign Foundation	13	\$710,753.00		\$710,753.00
Hunt Foundation, Roy A.	1	\$10,000.00		\$10,000.00
Hyams Foundation	2	\$50,000.00		\$50,000.00

Foundation Name	Total Grants	Direct Grant Dollars	Regranting Dollars	Total Dollars
Intuit Foundation	12	\$4,590.00		\$4,590.00
Irvine Foundation, James	2	\$265,000.00		\$265,000.00
Jewish Communal Fund of New York	10	\$399,951.00		\$399,951.00
Jewish Community Federation of San Francisco, The Peninsula, Marin and Sonoma	8	\$841,350.00		\$841,350.00
Jim Collins Foundation	3	\$14,015.00		\$14,015.00
Johnson Family Foundation	21	\$389,250.00	\$50,000.00	\$439,250.00
Johnson & Johnson Family of Companies	21	\$26,163.00		\$26,163.00
Just Fund Kentucky	9	\$30,750.00		\$30,750.00
Kalamazoo Community Foundation	13	\$87,250.00		\$87,250.00
Keith Foundation Trust, Ben E.	1	\$20,000.00		\$20,000.00
Kellett, John Steven Foundation	9	\$17,950.00	\$90.00	\$18,040.00
Kerr Foundation, William A.	4	\$50,000.00		\$50,000.00
Kish Foundation, John C.	2	\$169,200.00		\$169,200.00
Knight Foundation, John S. and James L.	4	\$100,000.00		\$100,000.00
Koffman, Betsy and Bates, Lorraine Family Fund	1	\$2,500.00		\$2,500.00
Komen Foundation, Susan G.	18	\$1,103,204.00		\$1,103,204.00
Kors Le Pere Foundation	1	\$25,000.00		\$25,000.00
Kroger Co. Foundation	2	\$30,000.00		\$30,000.00
Langeloth Foundation, Jacob and Valeria	1	\$5,000.00		\$5,000.00
Larsen, John Foundation	2	\$67,000.00		\$67,000.00
Laughing Gull Foundation	13	\$710,000.00		\$710,000.00
LEAGUE Foundation	8	\$14,000.00		\$14,000.00
Leeway Foundation	6	\$27,500.00		\$27,500.00
Left Tilt Fund	2	\$60,000.00		\$60,000.00
Levi Strauss & Co. Foundation	15	\$1,435,000.00		\$1,435,000.00
Liberty Hill Foundation	55	\$765,554.00		\$765,554.00
Logan Foundation, Reva and David	1	\$140,000.00		\$140,000.00
LTR Lewis Cloverdale Foundation	2	\$60,000.00		\$60,000.00
Luce Foundation, Henry	1	\$10,000.00		\$10,000.00
M.A.C. AIDS Fund	31	\$2,449,454.00	\$100,000.00	\$2,549,454.00
MacArthur Foundation, John D and Catherine T.	3	\$820,000.00		\$820,000.00
Macy's Foundation	7	\$3,925.00		\$3,925.00
Maine Community Foundation	11	\$45,386.00		\$45,386.00
Maine Initiatives	1	\$39,500.00		\$39,500.00
Making a Difference Fund (Providence College)	1	\$5,000.00		\$5,000.00
Mandel Rodis Fund, Amy and Katina	27	\$464,344.00	\$125,000.00	\$589,344.00
Marcus Foundation, Grace R. and Alan D.	4	\$6,000.00		\$6,000.00



Foundation Name	Total Grants	Direct Grant Dollars	Regranting Dollars	Total Dollars
Mardag Foundation	1	\$10,000.00		\$10,000.00
Marguerite Casey Foundation	1	\$7,500.00		\$7,500.00
McCarthy Foundation, Brian A.	5	\$280,000.00		\$280,000.00
McGraw-Hill Companies	1	\$20,000.00		\$20,000.00
McGregor Fund	1	\$125,000.00		\$125,000.00
McKenzie River Gathering	3	\$26,000.00		\$26,000.00
Mental Health Association of New York	1	\$750.00		\$750.00
Meyer Foundation, Eugene and Agnus E.	4	\$195,000.00		\$195,000.00
Meyer Memorial Trust	2	\$54,750.00		\$54,750.00
Miami Foundation	25	\$178,500.00	\$66,000.00	\$244,500.00
Miller Foundation, Herman and Frieda L.	2	\$75,000.00		\$75,000.00
Minneapolis Foundation	31	\$141,417.89	\$21,548.63	\$162,966.52
Missouri Foundation for Health	4	\$177,885.22		\$177,885.22
Montana Community Foundation	2	\$19,628.00		\$19,628.00
Moonwalk Fund, Silva Watson	9	\$75,000.00		\$75,000.00
Moriah Fund	1	\$30,000.00		\$30,000.00
Mossier, Kevin J., Foundation	24	\$1,422,000.00		\$1,422,000.00
Ms. Foundation for Women	9	\$271,500.00		\$271,500.00
Mukti Fund	8	\$73,500.00		\$73,500.00
Neighborhood Health Plan of Rhode Island	1	\$300.00		\$300.00
NEO Philanthropy (formerly Public Interest Projects)	8	\$495,000.00		\$495,000.00
New York Community Trust	13	\$608,000.00		\$608,000.00
New York Foundation	5	\$180,000.00		\$180,000.00
New York Life Foundation	6	\$200,000.00	\$100,000.00	\$300,000.00
New York Women's Foundation	4	\$240,000.00		\$240,000.00
Newpol Foundation	6	\$87,000.00		\$87,000.00
Noble Charitable Trust, John H. and Ethel G.	1	\$50,000.00		\$50,000.00
Noonan Memorial Fund, Deborah M.	1	\$10,000.00		\$10,000.00
North Star Fund	7	\$41,679.00	\$2,500.00	\$44,179.00
Northwest Health Foundation	6	\$61,000.00		\$61,000.00
Open Meadows Foundation	3	\$6,000.00		\$6,000.00
Open Society Foundations	70	\$4,171,050.00	\$295,800.00	\$4,466,850.00
Oregon Community Foundation	2	\$12,650.00		\$12,650.00
Our Brother's Keeper Foundation	1	\$3,000.00		\$3,000.00
Our Fund	126	\$582,653.89		\$582,653.89
Overbrook Foundation	9	\$348,000.00	\$225,000.00	\$573,000.00
Palette Fund	29	\$369,334.00	\$382,300.73	\$751,634.73

Foundation Name	Total Grants	Direct Grant Dollars	Regranting Dollars	Total Dollars
Palm Foundation, Michael	1	\$50,000.00		\$50,000.00
Paso del Norte Health Foundation	1	\$87,571.00		\$87,571.00
Pfund Foundation	32	\$160,000.00		\$160,000.00
Philadelphia Foundation	31	\$304,747.23	\$35,678.20	\$340,425.43
Picotte Family Foundation	1	\$8,000.00		\$8,000.00
PNC Foundation	18	\$60,250.00		\$60,250.00
Point Foundation	80	\$747,730.00		\$747,730.00
Polk Bros Foundation	5	\$145,000.00		\$145,000.00
Pride Foundation	213	\$5,342,871.34	\$1,500.00	\$5,344,371.34
Proteus Fund - Civil Marriage Collaborative	15	\$1,700,000.00		\$1,700,000.00
Proteus Fund - Third Wave Fund	4	\$50,000.00		\$50,000.00
Rapoport Foundation, Paul	1	\$672,000.00		\$672,000.00
Retirement Research Foundation	1	\$40,000.00		\$40,000.00
Rhode Island Foundation	10	\$64,700.00		\$64,700.00
Roaring Fork Gay and Lesbian Community Fund	2	\$12,000.00		\$12,000.00
Robins, Kaplan, Miller and Ciresi, L.L.P. Foundation	4	\$26,000.00		\$26,000.00
Roblee Foundation, Joseph H. and Florence A.	2	\$24,500.00		\$24,500.00
Rochester Area Community Foundation	16	\$59,261.00		\$59,261.00
Rockefeller Foundation	1	\$175,000.00		\$175,000.00
Rocking Moon Foundation	3	\$148,500.00		\$148,500.00
Rockwell Collins Charitable Corporation	2	\$17,500.00		\$17,500.00
Rose Community Foundation	12	\$77,861.00		\$77,861.00
Rosenberg Foundation	3	\$16,000.00		\$16,000.00
Rubin Foundation, Shelley and Donald	7	\$65,000.00		\$65,000.00
Saint Paul Foundation	1	\$40,000.00		\$40,000.00
San Diego Human Dignity Foundation	39	\$331,814.10	\$110,000.00	\$441,814.10
San Francisco Arts Commission	6	\$96,865.00		\$96,865.00
San Francisco Film Society	1	\$25,000.00		\$25,000.00
San Francisco Foundation	34	\$931,328.00		\$931,328.00
Santa Barbara Foundation	1	\$25,000.00		\$25,000.00
Santa Fe Community Foundation	8	\$35,000.00		\$35,000.00
Sawchuk Family Foundation	1	\$16,000.00		\$16,000.00
Schwab Charitable Fund	13	\$237,170.00	\$426,450.00	\$663,620.00
Silicon Valley Community Foundation	3	\$255,475.00		\$255,475.00
Simmons Foundation, Harold	2	\$205,000.00		\$205,000.00
Siragusa Foundation	1	\$5,000.00		\$5,000.00
Slavin Foundation, Sanford and Doris	3	\$8,950.00		\$8,950.00

Foundation Name	Total Grants	Direct Grant Dollars	Regranting Dollars	Total Dollars
Small Change Foundation	25	\$365,000.00		\$365,000.00
Snowdon Foundation, Ted	16	\$394,000.00		\$394,000.00
Snyder Fund, Valentine Perry	1	\$20,000.00		\$20,000.00
Social Justice Fund Northwest	6	\$54,800.00		\$54,800.00
Soros Fund Charitable Foundation	10	\$123,825.00		\$123,825.00
Sparkplug Foundation	2	\$14,730.00		\$14,730.00
Stonewall Community Foundation	97	\$358,248.41	\$500.00	\$358,748.41
Tawani Foundation	1	\$1,350,000.00		\$1,350,000.00
TD Charitable Foundation	1	\$2,500.00		\$2,500.00
Texas Instruments Foundation	1	\$25,000.00		\$25,000.00
The Collins Foundation	2	\$43,000.00		\$43,000.00
The Generations Fund	3	\$3,000.00		\$3,000.00
Three Rivers Community Foundation	2	\$5,000.00		\$5,000.00
Tides Foundation	123	\$3,329,128.00	\$38,000.00	\$3,367,128.00
Toulmin Foundation	1	\$100,000.00		\$100,000.00
Trans Justice Funding Project	22	\$50,500.00		\$50,500.00
Tuttle Fund, Isaac	1	\$40,000.00		\$40,000.00
Two Sisters and a Wife Foundation	7	\$245,000.00		\$245,000.00
Unitarian Universalist Veatch Program at Shelter Rock	5	\$240,000.00		\$240,000.00
van Ameringen Foundation, Henry	49	\$2,459,000.00		\$2,459,000.00
Vermont Community Foundation	20	\$71,625.00		\$71,625.00
Vidda Foundation	1	\$25,000.00		\$25,000.00
Violett, Ellen M. and Thomas, Mary P. R. Foundation	3	\$3,100.00		\$3,100.00
Wallis Foundation	1	\$25,000.00		\$25,000.00
Walmart Foundation	11	\$111,500.00		\$111,500.00
Warhol Foundation for the Visual Arts, Andy	3	\$280,000.00		\$280,000.00
Washington AIDS Partnership	2	\$63,108.00		\$63,108.00
Wean Foundation, Raymond and John	2	\$5,757.00		\$5,757.00
Weinberg Foundation, Harry and Jeanette	2	\$1,600,000.00		\$1,600,000.00
Weingart Foundation	1	\$75,000.00		\$75,000.00
Wells Fargo Foundation	174	\$3,595,368.00	\$55,000.00	\$3,650,368.00
Wohlford Foundation, Mary	1	\$55,000.00		\$55,000.00
Women's Foundation of California	2	\$108,500.00		\$108,500.00
Women's Foundation of Minnesota	2	\$25,000.00		\$25,000.00
Women's Fund of Greater Milwaukee	4	\$10,000.00		\$10,000.00
Women's Funding Alliance	3	\$22,500.00		\$7,500.00
York Foundation, Otto H.	1	\$7,500.00		\$7,500.00

Foundation Name	Total Grants	Direct Grant Dollars	Regranting Dollars	Total Dollars
Z. Smith Reynolds Foundation	1	\$25,000.00		\$25,000.00
Zarrow Foundation, Anne and Henry	1	\$5,000.00		\$5,000.00
<b>TOTALS</b>	<b>4,146</b>	<b>\$129,112,119.00</b>	<b>\$15,750,295.00</b>	<b>\$144,862,413.00</b>

# THANK YOU TO OUR MEMBERS!

In 2013, our membership awarded \$97 million to LGBTQ issues. Collectively our members accounted for more than three-fourths of all LGBTQ funding. Our members are helping improve the lives of LGBTQ people around the world.

## Institutional Members

---

11th Hour Project	The John D. and Catherine T. MacArthur Foundation
American Jewish World Service	Johnson Family Foundation
Anonymous	Kicking Assets Fund
Arcus Foundation	Laughing Gull Foundation
Astraea Lesbian Foundation for Justice	Levi Strauss Foundation
Boston Foundation	Liberty Hill Foundation
The Calamus Foundation, (Pearl River)	M.A.C. AIDS Fund
The California Endowment	Marguerite Casey Foundation
The California Wellness Foundation	Mukti Fund
The Cleveland Foundation	New York Women's Foundation
Community Foundation for Northeast Florida	North Star Fund
Community Foundation Santa Cruz County	Our Fund, Inc.
Con Alma Health Foundation	Overbrook Foundation
Cream City Foundation	The Palette Fund
The David Bohnett Foundation	Philanthrofund Foundation
Driscoll's Charitable Fund	Paul Rapoport Foundation
Dwight Stuart Youth Fund	Polk Bros. Foundation
Elton John AIDS Foundation	Pride Foundation
Equity Foundation	Proteus Fund, Inc.
Evelyn & Walter Haas, Jr. Fund	Rockefeller Philanthropy Advisors
Ford Foundation	Rosenberg Foundation
Foundation for the Carolinas	The Samuel S. Fels Fund
Foundation for Louisiana	San Diego Human Dignity Foundation
Freeman Foundation	San Francisco AIDS Foundation
G.E. Foundation	Santa Fe Community Foundation
Gill Foundation	Small Change Foundation
Gilmour-Jirgens Foundation	Stonewall Community Foundation
Groundswell Fund	Vermont Community Foundation
Guilford Green Foundation	Wells Fargo Bank
Henry van Ameringen Foundation	Wild Geese Foundation
Horizons Foundation	The William and Flora Hewlett Foundation
Jeff Chartrand Advised Fund	Women's Foundation of California
John Larsen Foundation	

If you and your organization are concerned about LGBTQ issues and want to help expand philanthropic resources for LGBTQ members, consider becoming a member of Funders for LGBTQ Issues.

Visit us on the web at [www.lgbtfunders.org/join](http://www.lgbtfunders.org/join) for more information.

# METHODOLOGY

Requests for 2013 grants information were sent to nearly 800 grantmakers. All types of foundations were surveyed — private, public, community and corporate — as well as nonprofit organizations with grantmaking programs. Information was obtained predominantly through self-reporting by grantmakers, as well as a review of 990s and annual reports. This report includes all information received as of December 15, 2014.

Our overarching research goal was to ensure that the data we collected focused specifically on LGBTQ issues and organizations. Therefore, the data does not include grants to organizations or projects that are generally inclusive of LGBTQ people unless they explicitly address an LGBTQ issue or population. For example, a women's organization given a grant to develop a sex education curriculum for girls, open and welcoming to all girls, including LGBTQ girls, would not have been included in the data. If that same organization was funded to provide sex education specifically to LGBTQ girls, it would have been included.

We have included all re-granting dollars in charts that rank individual grantmakers and the appendix to accurately show the overall level of LGBTQ funding provided by each grantmaker, regardless of whether those dollars are provided in the form of direct grants or through an intermediary that then re-grants those dollars to other organizations and individuals. As a result, the charts that rank grantmakers and the appendix "double-count" re-granting when aggregated. However, for all other tabulations and charts, we have not included dollars awarded for the purpose of re-granting, so as to avoid double counting.

This year, we changed the way we track populations. In the past, grants were attributed to a maximum of two population focuses. This year, every grant was coded for specific populations served based on sexual orientation, gender identity, ethnicity/race, age group, and other special population associations. Thus a grant for young incarcerated trans women of color could be attributed to four different populations as opposed to our old system where this grant would only be attributed to two populations.

---

## ACKNOWLEDGMENTS

Our heartfelt appreciation goes out to all the people who made this report possible, particularly to our members and other foundations who took the time to provide us with data on their grantmaking for LGBTQ communities. A very special thank you to Nancy Cunningham, who early on offered invaluable advice based on her many years of experience tracking LGBTQ grantmaking, and to Patrick Yacco, who assisted in researching and coding the 2013 LGBTQ grants. For the first time, we were pleased to partner with CenterLink to ask LGBTQ community centers to participate in submitting information about their funding sources. Many thanks to the Lesbian, Gay, Bisexual and Transgender Community Center (New York, NY); Pride Center of the Capital Region (Albany, NY); Spectrum LGBT Center (San Rafael, CA); and Youth Pride, Inc (Providence, RI) for participating in our data collection efforts and providing us with information on your vital programs. Finally, we're extremely grateful to Cindy Rizzo and Matty Hart for helping to edit the final report in addition to all they do on a regular basis as board members.

# MISSION

Funders for LGBTQ Issues works to mobilize the philanthropic resources that enhance the well-being of lesbian, gay, bisexual, transgender and queer communities, promote equity and advance racial, economic and gender justice.

## Board of Directors

---

**Cindy Rizzo, Chair**

*Vice President, Impact & Learning, Arcus Foundation*

**Rebecca Fox, Vice Chair**

*Program Officer, Wellspring Advisors*

**Mitchell Singer, Treasurer**

*Director, Rockefeller Philanthropy Advisors*

**Patricia St. Onge, Secretary**

*Partner, Seven Generations Consulting and Coaching*

**Rohit Burman**

*Executive Director, Global Philanthropy and Corporate Citizenship of the Estée Lauder Companies*

**Maria Cadenas**

*Philanthropy Advisor, Driscoll's*

**Matthew "Matty" Hart**

*President of the Board of Directors, Calamus Foundation, DE*

**Surina Khan**

*Chief Executive Officer, Women's Foundation of California*

**Andrew Lane**

*Executive Director, Johnson Family Foundation*

**Kristine Stallone**

*Vice President for Finance and Administration, American Jewish World Service*

**Nathaniel "Toby" Thompkins**

*Vice President, Tides 21st Century*

**Beatriz "Bia" Vieira**

*Philanthropic Consultant*

## Staff

---

**Ben Francisco Maulbeck**

*President*

**Lyle Matthew Kan**

*Director of Communications and Education*

**Marvin Webb**

*Director of Operations and Member Services*

**Kristina Wertz**

*Director of Engagement*

**Naa Hammond**

*Research and Communications Associate*

**Justin Brown**

*LGBT Health Funding Summit Intern*

## Report Credits

---

**Authors:**

Lyle Matthew Kan and Ben Francisco Maulbeck

**Creative Director:**

Lyle Matthew Kan

**Editors:**

Naa Hammond and Marvin Webb

**Graphic Designer:**

Tammy Collins, Evolve Visual Design

**Lead Researcher:**

Naa Hammond

**Researchers:**

Lyle Matthew Kan, Ben Francisco Maulbeck, and Patrick Yacco

© DECEMBER 2014, FUNDERS FOR LGBTQ ISSUES

Permission is granted to reproduce this document in part or in its entirety, provided that Funders for LGBTQ Issues is cited as the source for all reproduced material.



### Funders for LGBTQ Issues

104 West 29th Street, 4th Floor | New York, NY 10001 | Telephone: 212.475.2930 | Fax: 212.475.2532  
[www.lgbtfunders.org](http://www.lgbtfunders.org) | Twitter: @lgbtfunders | Facebook: [www.facebook.com/LGBTQFunders](http://www.facebook.com/LGBTQFunders)

