

## HIGHLIGHTS OF THE FOUNDATION CENTER'S 2001 STUDY

# California Foundations

## A Profile of the State's Grantmaking Community

Prepared in cooperation with  
THE CENTER ON PHILANTHROPY AND PUBLIC POLICY  
at the University of Southern California

California foundations experienced dramatic gains in number and resources between 1991 and 1999 and since 1975. The state's foundations surpassed U.S. Foundations overall and the grantmaking communities in most leading states across the country in growth of number of foundations, giving, and assets. As a result, California grantmakers moved up to second-place rank based on their share of foundation resources, trailing only New York.

California's foundation community also showed many distinctive characteristics compared to U.S. foundations overall, such as the large shares of its giving provided by community foundations and by "new health" foundations created from healthcare conversions.

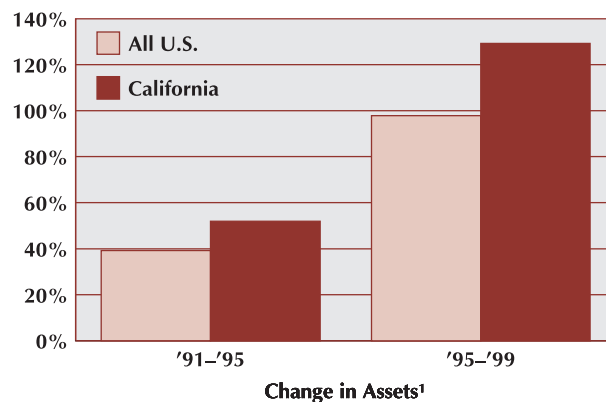
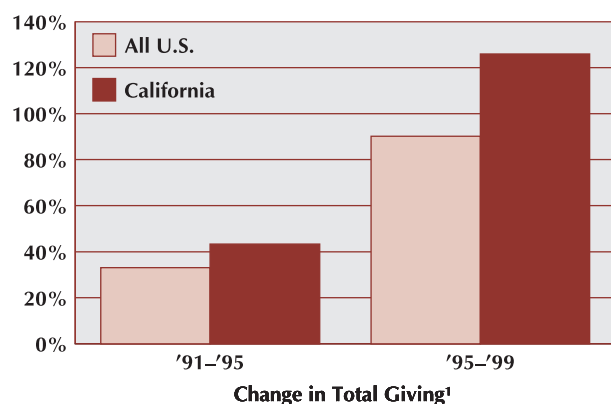
While the growth and distribution of resources distinguished California grantmakers from funders in other states, it was through giving patterns that California foundations most clearly demonstrated their unique profile among U.S. foundations. In 1999, for example, health ranked as the top funding priority among California funders in the sample, followed by education. By comparison, health ranked second after education among U.S. Foundations overall. Grantmakers in the state also provided larger shares of support for the environment and science and technology.

*California Foundations: A Profile of the State's Grantmaking Community* provides the most comprehensive analysis

to date of private and community foundations in California. The report is divided into two major components. The first section documents the size, scope, and giving patterns of the California foundation community and compares them with national trends. It also includes an examination of giving by national funders in California. The second section presents separate "statistical profiles" illustrating the dimensions and growth of foundation communities in five selected California metropolitan areas—Los Angeles, Oakland, San Diego, San Francisco, and San Jose. This report was developed in collaboration with the Center on Philanthropy and Public Policy at the University of Southern California.

As companion studies to the *California Foundations* report, the Center on Philanthropy and Public Policy at the University of Southern California has prepared *An Atlas of Foundation Philanthropy in California*, which maps Foundation Center data on California foundation resources and giving patterns to the county level; and *California Foundations: Trends and Patterns*, which provides a summary of findings from the *California Foundations* study and the *Atlas*. All three of these reports were made possible through a grant from the James Irvine Foundation to the Center on Philanthropy and Public Policy for research on California's foundations.

### Growth in giving and assets of California foundations surpassed all U.S. foundations between 1991 and 1999

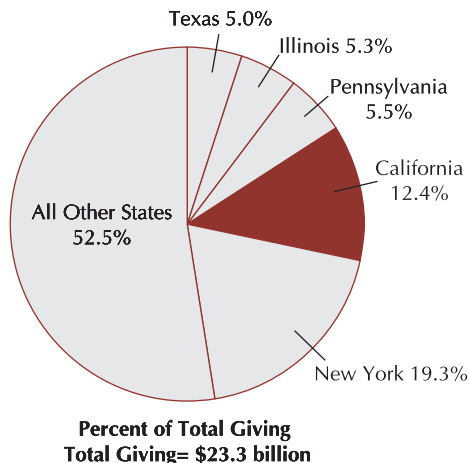


Source: *California Foundations*, The Foundation Center, 2001.

<sup>1</sup>Percent change based on unadjusted dollars.

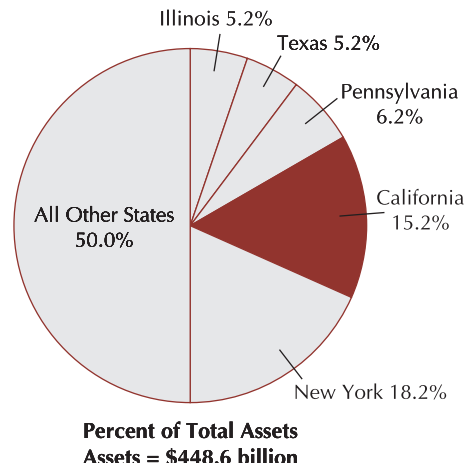
For more information on this report, contact Steven Lawrence, Director of Research, at 212-620-4230, or e-mail, [sal@fdncenter.org](mailto:sal@fdncenter.org).  
California Foundations "Highlights" are also available at <http://www.fdncenter.org>.

**California foundations provided one-eighth of U.S. foundation grant dollars in 1999**



Source: *California Foundations*, The Foundation Center, 2001.

**California foundations held more than one-seventh of all U.S. foundation assets in 1999**



Source: *California Foundations*, The Foundation Center, 2001.

**Estimates of Foundation Giving in 2000**

To provide a more up-to-date perspective on California foundation giving and support for nonprofit organizations in the state, the Foundation Center has prepared the following estimates for 2000. All other analyses in this report are based on actual foundation data through 1999.

- California foundations gave an estimated \$3.4 billion of the \$27.6 billion awarded by all 50,000+ U.S. foundations in 2000
- California nonprofits received an estimated \$3.6 billion in grants from California and other U.S. foundations in 2000, up from close to \$3.1 billion in 1999

**Growth of California Foundations Through 1999**

- Number of active California foundations reached more than 4,200 in 1999, up by over 1,500 since 1991
- California foundations accounted for over 8 percent of U.S. grantmakers by number in the latest year
- 1999 giving by California foundations totaled \$2.9 billion, more than double the \$1.3 billion reported in 1995
- California foundations provided one-in-eight U.S. foundation grant dollars in 1999
- California foundation assets totaled over \$68.3 billion in 1999, more than double the \$29.8 billion recorded in 1995
- California foundations held more than one-seventh of all U.S. foundation assets in 1999
- Growth in giving and assets of California grantmakers since 1975 surpassed U.S. foundations overall and funders in most leading states

**New Foundation Creation**

- Share of larger California foundations established in 1990s exceeded U.S. foundations overall
- More than two-fifths of larger California foundations were established in 1990s; estimated 1,100 larger grantmakers were formed during decade

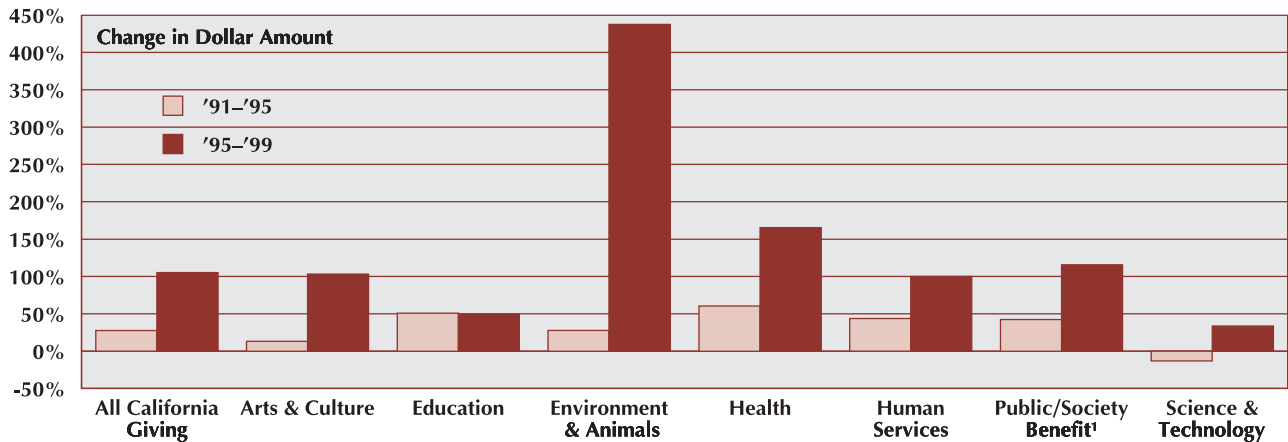
**California Foundations by Type, Size, and Geographic Focus**

- Independent foundations in California and nationally accounted for largest share of giving and assets in 1999
- California corporate foundations provided modest share of giving compared to all U.S. corporate foundations, and share slipped during the 1990s
- Community foundations allocated more than one-in-eight California grant dollars in 1999, far surpassing share nationally
- California foundation assets and giving were more concentrated among larger funders, compared to grantmakers in selected states
- While most California foundations gave locally in 1999, share of national and international funders slightly exceeded average for all U.S. foundations

**Funding Trends of California and All U.S. Foundations**

*California Foundations also compares the 1999 giving patterns of a sample of larger California and U.S. foundations, with references to data in 1995 and 1991. Findings for 1999 are based on more than 108,000 grants of \$10,000 or more awarded by 1,016 foundations, accounting for half of all foundation grant dollars. The sample includes 115 California grantmakers and captures more than half of overall California foundation giving.*

**Environment & Animals experienced fastest growth in California foundation grant dollars between 1995 and 1999, followed by health\***



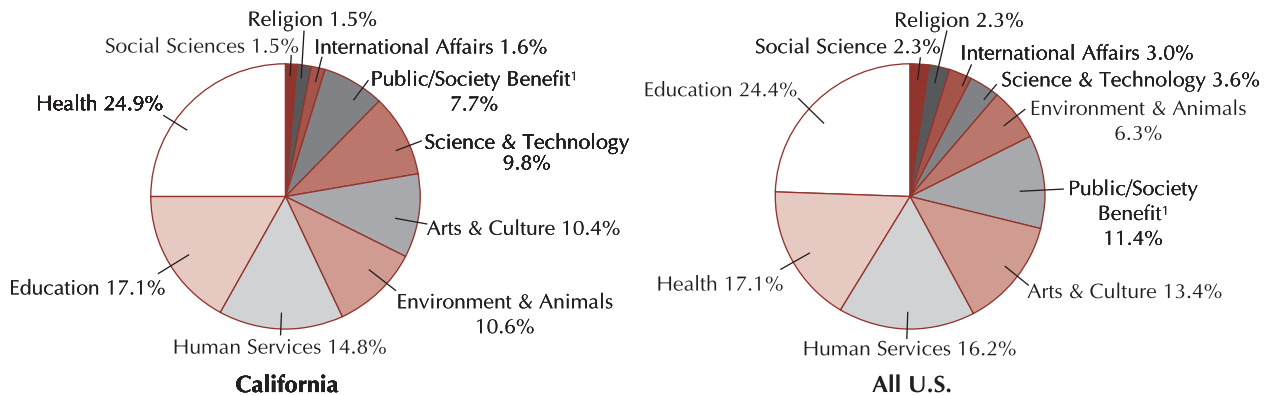
Source: *California Foundations*, The Foundation Center, 2001. Based on a sample of 108 larger California foundations for 1991, 120 for 1995, and 115 for 1999 accounting for more than half of total giving by California foundations.

\*Includes subject areas accounting for at least 10 percent of grant dollars or grants in 1991, 1995, or 1999.

<sup>1</sup>Includes civil rights and social action, community improvement, philanthropy and voluntarism, and public affairs.

- Environmental funding by California foundations climbed more than five-fold between 1995 and 1999
- International affairs, health, and public/society benefit also realized above-average growth in California foundation support in the late 1990s
- Giving for international purposes by California foundations jumped more than four and three-fifth times since 1995
- California and all U.S. foundations reported nearly equal shares of international giving in latest year, although the state’s grantmakers gave a smaller share directly overseas
- Number of unique recipients of California foundation grants climbed almost 40 percent since 1995 to nearly 5,800, including over 4,000 in California
- California and all U.S. foundations showed similar priorities in funding by types of support
- Number of California foundation grants for operating support doubled between 1995 and 1999
- California foundations allocated larger shares of grant dollars than U.S. foundations overall in 1999 for children and youth, the economically disadvantaged, and women and girls

**Health accounted for one-quarter of California foundation giving in 1999, followed by education; U.S. Foundations overall ranked education first\***

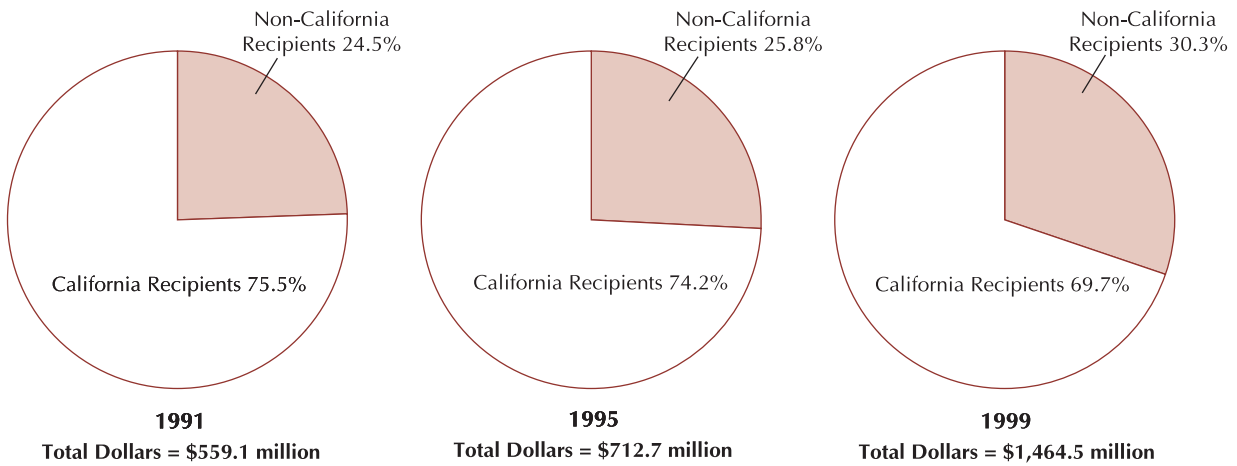


Source: *California Foundations*, The Foundation Center, 2001. Based on a sample of approximately 1,000 larger funders, including 115 California foundations accounting for more than half of total giving by California foundations.

\*Due to rounding, figures may not total 100.

<sup>1</sup>Public/society benefit includes grants for community improvement and development, public affairs or public administration, civil rights and social action, and philanthropy and voluntarism.

**Share of California foundation giving directed to out-of-state recipients has increased since 1991**



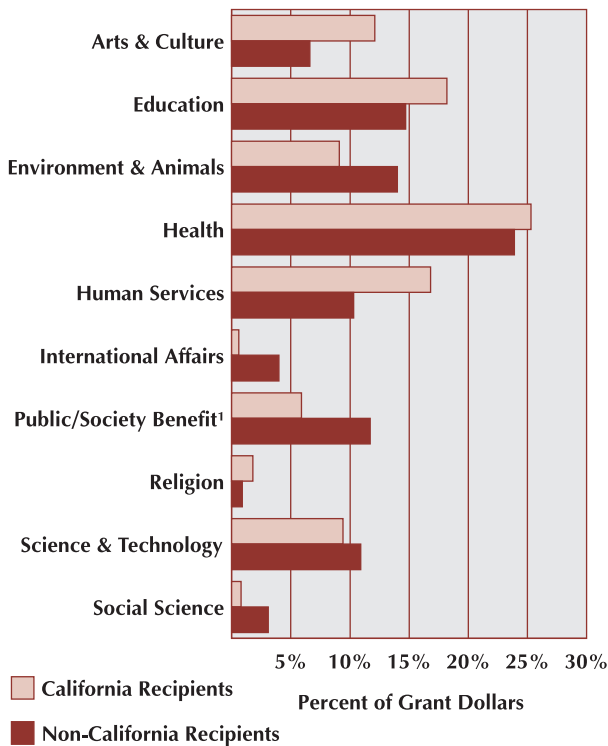
Source: *California Foundations*, The Foundation Center, 2001. Based on a sample of 108 larger California foundations for 1991, 120 for 1995, and 115 for 1999 accounting for more than half of total giving by California foundations.

**California Funding by California Grantmakers**

- In 1999, seven out of ten California foundation grant dollars and grants supported in-state recipients

- In-state, California grantmakers favored giving for health, education, human services, and arts; out-of-state, they favored health, education, the environment, and public/society benefit

**Out-of-state giving by California foundations in 1999 favored health, education, the environment, and public/society benefit**



**California Funding by National Grantmakers**

- National and regional foundation giving to California recipients climbed more than four-fifths to \$464.0 million between 1995 and 1999
- Top 15 out-of-state funders accounted for more than half of giving by non-California foundations in 1999
- Education accounted for nearly one-third of non-California foundation giving in latest year, followed by health and public/society benefit

**ORDERING INFORMATION**

Orders for *California Foundations: A Profile of the State's Grantmaking Community* may be charged with Visa, MasterCard, or Amex by calling our toll-free number, 800-424-9836 (in New York, call 212-807-3690); by using our on-line order form at <http://www.fdncenter.org>; or by mailing orders to the Foundation Center, Dept. IW, 79 Fifth Avenue, New York, NY 10003-3076. Prepayment of \$24.95 plus \$4.50 shipping and handling is required. Discounts are available for multiple-copy orders. Please call 800-424-9836 for details.

Source: *California Foundations*, The Foundation Center, 2001. Based on a sample of 115 larger California foundations accounting for 51 percent of total grant dollars awarded by California foundations.

<sup>1</sup>Includes community improvement and development, public affairs or public administration, civil rights and social action, and philanthropy and voluntarism.