

# **Giving in the Aftermath of 9/11**

## **2003 Update on the Foundation and Corporate Response**

Loren Renz

Vice President for Research

Leslie Marino

Research Assistant

Contributors:

Elizabeth Cuccaro

September 11 Philanthropic Response Project Coordinator

Mirek Drozdowski

Special Projects Associate

**December 2003**

**The  
Foundation  
Center** 

## Introduction

The unprecedented outpouring of charitable support that followed the September 11, 2001, terrorist attacks prompted the Foundation Center to launch a multi-year effort to track relief and recovery funding by foundations, corporations, and other institutional donors. Our goal early on was to document the philanthropic response as it was happening so that grantmakers and charities could better identify unmet needs, and to help the field respond to questions from the media, government officials, and the general public. Over the longer term, our goal is to provide a definitive record of the response that will help the philanthropic sector identify its successes and lessons learned, so that it can respond even more effectively to future disasters.

In the first phase of the project—spanning the year following the attacks—we built a comprehensive database of corporate and foundation contributions in response to 9/11 and issued a series of summary reports examining the role of these donors in financing relief and recovery, mainly through support of 9/11 relief and regranting funds. In the second phase, continuing through 2003, we

have focused on the ultimate uses and beneficiaries of the donations raised by the relief funds from all sources, and we have issued a comprehensive report on their funding activities and practices.<sup>1</sup>

While the scope of our 9/11-related efforts has expanded, we have continued to track the foundation and corporate response. Specifically, in the latest year we have added hundreds of new donors to our 9/11 database and thousands of individual gifts. This report provides an overview of 9/11 giving by institutional donors based on data compiled through September 2003, updating and expanding on the findings presented in our November 2002 report.<sup>2</sup> The latest information was drawn primarily from 2001 and 2002 annual reports provided by foundation and corporate donors and from data reported by private foundations in their Form 990-PF tax returns. Information also comes from grantmaker news releases and Web sites and donor lists compiled by leading recipients, such as the September 11th Fund of the United Way of New York and the New York Community Trust and the American Red Cross.

### Key Facts and Figures on Foundation and Corporate Giving:\*

#### Donors:

- The Foundation Center has identified 1,271 foundations, corporations, and other institutional donors that made gifts in response to 9/11
- These donors gave nearly \$1.1 billion in more than 4,000 gifts for relief and recovery efforts
- Giving by institutional donors represented 38 percent of an estimated \$2.8 billion in total private 9/11-related giving
- 301 donors contributed at least \$1 million for relief and recovery
- The median amount of giving per donor was \$100,000
- Foundations and corporations in the tri-state area (NY, NJ, and CT) provided 52 percent of all giving

#### Recipients and Beneficiaries:

- 282 relief and regranting funds created to aid victims, their families, and communities affected by the disaster received support from institutional donors totaling \$754 million
- The September 11th Fund received \$158 million, surpassing all other organizations; the American Red Cross Liberty Disaster Relief Fund, \$149 million
- 1,295 direct-service providers, groups directly affected by the attacks, and organizations addressing 9/11-related issues received \$188 million
- Among direct-service organizations, arts and culture groups affected by the attacks received \$53 million; local human service agencies providing aid to affected persons and communities garnered more than \$50 million
- Recipient organizations and funds were located in 44 states and 12 countries

\*Based on data compiled by the Foundation Center through September 2003.

## Donors

*Institutional donors include corporations and corporate foundations; independent and family foundations; community foundations and other public foundations; and a variety of business and professional associations.*

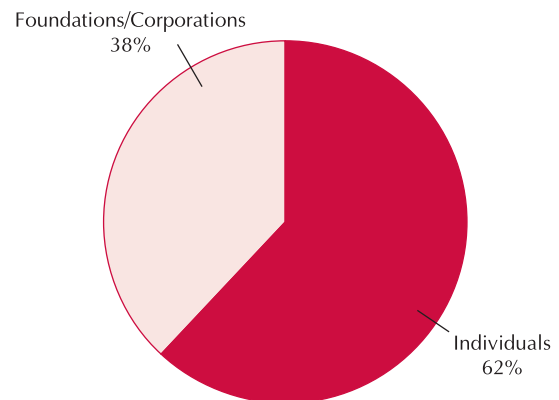
- The Foundation Center has identified 1,271 foundations, corporations, and other institutional donors that have together contributed nearly \$1.1 billion for relief and recovery efforts and for purposes related to the 9/11 attacks and their aftermath (Table 1).<sup>3</sup> The sweeping breadth of the response has proven a milestone for philanthropy. Prior to 9/11, the institutional philanthropic response to natural disasters and other regional or international crises had been far narrower in scope.
- Giving by institutional donors represented 38 percent of an estimated \$2.8 billion in total private giving in response to 9/11 (Figure 1).<sup>4</sup> This proportion was more than double the 17 percent share of all U.S. private giving provided by foundations and corporations in 2001.<sup>5</sup>
- Foundations and corporations reported a total of 4,031 donations. The number of gifts has increased dramatically from prior editions of this report as 9/11 donors have fulfilled their undesignated pledges and as more funders have provided complete reporting of the exact amounts given to named recipients.<sup>6</sup>

### By Funder Type

- 609 corporations pledged \$714.1 million, or 66 percent of all institutional funding in response to the 9/11 attacks (Figure 2).<sup>7</sup> This figure includes cash donations and more than \$125 million pledged to match employee gifts.<sup>8</sup> (In-kind gifts were excluded from this analysis).<sup>9</sup>

- Corporate donors reported 1,627 donations to named recipient groups, mainly 9/11 relief funds.<sup>10</sup> These donations represented two-fifths of all gifts designated for specific purposes.
- Among various types of corporate donors were 271 corporate foundations. They contributed \$358 million, or 50 percent of all corporate 9/11 giving. This is roughly double the proportion of total annual corporate giving typically provided by corporate foundations. Possible explanations for this higher proportion include corporations' use of their foundations' endowments to help fund the unbudgeted 9/11 donations, e.g., for matching employee contributions and providing direct assistance to victims or their families.
- 647 independent and community or other public foundations pledged \$343.5 million, or 32 percent of institutional 9/11 funding. Independent foundations alone

**FIGURE 1. Foundation and Corporate 9/11 Response Funding as a Share of All Private Giving**



All Private 9/11 Giving = \$2.8 billion<sup>1</sup>

Source: The Foundation Center, *Giving in the Aftermath of 9/11*, December 2003.

<sup>1</sup>The estimate of total private 9/11 response funding includes an estimated \$2.6 billion raised by major relief funds from all sources and roughly \$200 million in grants from foundations and corporations to direct-service providers.

**TABLE 1. Foundation and Corporate 9/11 Response Funding by Donor Type\***

Donor Type	No. of Donors	%	Amount <sup>1</sup>	%	No. of Gifts	%
Corporations/Corporate Foundations	609	47.9	\$ 714,115,911	66.3	1,627	40.4
Independent and Family Foundations	481	37.8	300,385,300	27.9	1,912	47.4
Community Foundations	112	8.8	22,483,680	2.1	319	7.9
Other Public Foundations	54	4.2	20,644,846	1.9	157	3.9
Associations/Other	15	1.2	19,835,700	1.8	16	0.4
<b>TOTAL</b>	<b>1,271</b>	<b>100.0</b>	<b>\$1,077,465,437</b>	<b>100.0</b>	<b>4,031</b>	<b>100.0</b>

Source: The Foundation Center, *Giving in the Aftermath of 9/11*, December 2003.

\*Due to rounding, percentages may not total 100.

<sup>1</sup>Includes cash donations and amounts pledged to match employee gifts; excludes in-kind donations.

## Giving in the Aftermath of 9/11

provided \$300.4 million, while community foundations contributed \$22.5 million and other public foundations gave \$20.6 million.

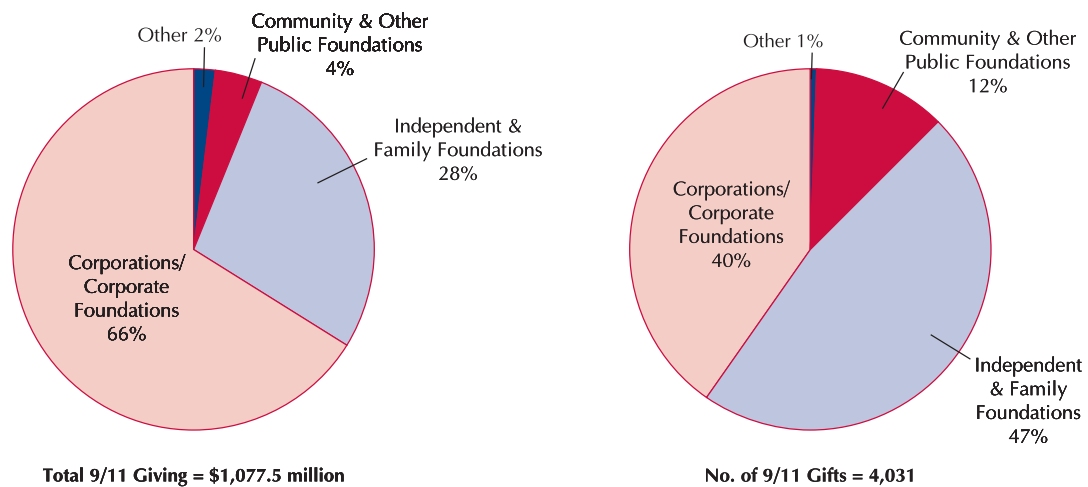
- Independent and community and other public foundations reported 2,388 gifts to specific recipient organizations, or roughly three-fifths of all institutional gifts reported. Independent foundations alone made 1,912 gifts, or 47 percent of all designated gifts. In addition to supporting relief funds, larger independent foundations funded a wide range of local and national direct-service providers, groups directly affected by the 9/11 attacks, and organizations addressing issues related to the attacks and their aftermath. (See “Recipients and Beneficiaries” for an analysis of 9/11 giving to recipient organizations.)
- 15 associations, including business groups, sports groups, and trade unions pledged \$19.8 million, or close to 2 percent of the total. They reported 16 gifts, or less than 1 percent of designated gifts.

Like corporations, they mainly channeled their support through 9/11 relief funds.

### By Range of Giving

- Giving per funder ranged from less than \$500 for a small community foundation in Michigan to the \$50 million pledged by the New York-based Andrew W. Mellon Foundation, which ranked eleventh among U.S. independent foundations by giving in 2001. Among corporations, giving ranged from less than \$5,000 to the \$16.2 million pledged by ExxonMobil through its foundation.
- More than two-thirds (70 percent) of all institutional donors gave less than \$500,000 for 9/11 relief and recovery (Table 2). The median amount—the mid-point for all donors ranked by giving—was \$100,000, but it varied widely by donor type. Among the principal donor types in the Foundation Center’s 9/11 database, the

**FIGURE 2. Foundation and Corporate 9/11 Response Funding by Donor Type\***



Source: The Foundation Center, *Giving in the Aftermath of 9/11*, December 2003.

\*Due to rounding, percentages may not total 100.

**TABLE 2. Foundation and Corporate 9/11 Response Funding By Range of Giving\***

Range of 9/11 Giving	No. of Donors	%	Amount <sup>1</sup>	%
\$10 million and over	27	2.1	\$ 390,275,149	36.2
\$5 million–\$10 million	36	2.8	218,222,661	20.3
\$2 million–\$5 million	55	4.3	148,603,426	13.8
\$1 million–\$2 million	183	14.4	201,008,957	18.7
\$500,000–\$1 million	86	6.8	51,123,972	4.7
\$250,000–\$500,000	89	7.0	27,777,735	2.6
\$100,000–\$250,000	206	16.2	26,228,780	2.4
\$50,000–\$100,000	124	9.8	7,409,714	0.7
\$25,000–\$50,000	122	9.6	3,696,086	0.3
Less than \$25,000	343	27.0	3,118,957	0.3
<b>TOTAL</b>	<b>1,271</b>	<b>100.0</b>	<b>\$1,077,465,437</b>	<b>100.0</b>

Source: The Foundation Center, *Giving in the Aftermath of 9/11*, December 2003.

\*Due to rounding, percentages may not total 100.

<sup>1</sup>Includes cash donations and amounts pledged to match employee gifts; excludes in-kind donations.

## *Giving in the Aftermath of 9/11*

**TABLE 3. Top 25 Corporate Donors Ranked by Total 9/11 Response Funding\***

Corporation/Corporate Foundation	State	Amount <sup>1</sup>	Purpose of Funding
1. ExxonMobil Foundation	TX	\$16,250,000	To support the ExxonMobil September 11th Disaster Relief Campaign; support also for various relief and recovery organizations through employee, retiree, dealer, and distributor matching gift programs.
2. Citigroup Foundation	NY	15,191,000	To establish the Citigroup Relief Fund for scholarships for the children of victims and to provide disaster assistance to various NYC nonprofits.
3. Deutsche Bank Americas Foundation	NY	13,597,823	To support the 9/11 Widows' and Children's Benefit Fund and various organizations helping with relief and recovery.
4. GE Foundation	CT	13,250,000	To support the Twin Towers Fund and the American Red Cross Liberty Disaster Relief Fund.
5. J. P. Morgan Chase/J. P. Morgan Chase Foundation	NY	13,045,278	To establish the J. P. Morgan Chase WTC Disaster Relief Fund to aid victims and families.
6. Verizon Foundation	NY	12,625,000	To support the 9/11 Widows' and Children's Benefit Fund, the American Red Cross Liberty Disaster Relief Fund (and local chapters), and the September 11th Fund.
7. Coca-Cola Company	GA	12,184,150	To support the American Red Cross Liberty Disaster Relief Fund and various relief and recovery organizations.
8. ChevronTexaco Corporation	CA	10,839,313	To support various relief and recovery organizations providing for the short- and long-term needs of affected individuals and communities; support also for various organizations promoting tolerance, inclusiveness, and anti-bias educational programs.
9. Fannie Mae/Fannie Mae Foundation	DC	10,156,770	To support various organizations including the Community Foundation for the National Capital Region Survivors' Fund, REALTORS Housing Relief Fund, September 11th Fund, and the DC Disaster Relief Fund.
10. Philip Morris USA	NY	10,042,000	To support the American Red Cross Liberty Disaster Relief Fund, September 11th Fund, Safe Horizon WTC Fund, Scholarship America, and various community-based service organizations.
11. Morgan Stanley	NY	10,010,000	To establish the Morgan Stanley Victims Relief Fund to aid victims and families.
12. AXA Foundation	NY	10,000,000	To establish the AXA 9/11 Relief Fund aiding those affected by 9/11.
13. Bear, Stearns & Co.	NY	10,000,000	To establish the Bear Stearns Relief Fund to benefit victims and families.
14. DaimlerChrysler Corporation	MI	10,000,000	To establish the DaimlerChrysler Help the Children Fund to benefit the children of those killed or injured in the attacks.
15. Freddie Mac	VA	10,000,000	To support various relief organizations providing for the short-term needs of survivors and families of victims and long-term relief for victims' families; support also for MBS Mega Scholarship Fund.
16. Goldman, Sachs Foundation	NY	10,000,000	To establish the Goldman Sachs Relief Fund to aid victims and families.
17. Johnson & Johnson Family of Companies	NJ	10,000,000	To support the American Red Cross Liberty Disaster Relief Fund, September 11th Fund, and various organizations to help speed relief and recovery.
18. Lehman Brothers Holdings	NY	10,000,000	To support the NYU Downtown Hospital and various relief and recovery organizations.
19. Marsh & McLennan Companies	NY	10,000,000	To establish the Marsh & McLennan Victims' Relief Fund to aid victims and families.
20. Merrill Lynch & Co.	NY	10,000,000	To establish the Merrill Lynch 9/11 Scholarship Fund and to support various relief and recovery organizations.
21. Pfizer/Pfizer Foundation	NY	9,263,500	To support the Twin Towers Fund, September 11th Fund, American Red Cross Liberty Disaster Relief Fund, and various relief organizations.
22. Anheuser-Busch Family of Wholesalers/Anheuser-Busch Foundation	MO	8,400,000	To support the NYS World Trade Center Relief Fund, September 11th Fund, Community Foundation for the National Capital Region Survivors' Fund, the American Red Cross (for long-term personal needs of victims and families), and the Salvation Army (to provide meals for emergency workers in NY and DC).
23. Vivendi Universal Foundation	NY	8,000,000	To support the September 11th Fund, Robin Hood Relief Fund (to underwrite the Concert for NYC), and various organizations through employee matching gift programs.
24. SoundView Technology Group	CT	7,067,850	To support the Robin Hood Relief Fund and various relief and recovery organizations.
25. Credit Suisse First Boston	NY	6,648,345	To support various relief and recovery organizations including the 9/11 Widows' and Children's Benefit Fund and the Children's Aid Society WTC Relief Fund; support also for community-based service organizations.

Source: The Foundation Center, *Giving in the Aftermath of 9/11*, December 2003.

\*Aggregate corporate giving information in other tables and figures is based on data reported through September 2003. Giving data on individual companies included in this table may be more current.

<sup>1</sup>Includes cash donations and amounts pledged to match employee gifts; excludes in-kind donations.

*Giving in the Aftermath of 9/11*

**TABLE 4. Top 20 Independent and Operating Foundations Ranked by Total 9/11 Response Funding\***

Foundation	State	Foundation Type <sup>1</sup>	Amount	Purpose of Funding
1. Andrew W. Mellon Foundation	NY	IN	\$50,501,500	To assist NYC cultural and performing arts organizations directly affected by September 11th; support also for various organizations' New York disaster response.
2. Lilly Endowment	IN	IN	34,600,000	To support the American Red Cross Liberty Disaster Relief Fund, the September 11th Fund, and the Salvation Army's national disaster training project for faith-based disaster relief organizations.
3. Ford Foundation	NY	IN	18,030,650	To support the September 11th Fund, nonprofits directly affected by the WTC disaster, and those working to promote public discourse on issues related to September 11th.
4. Starr Foundation	NY	IN	17,661,783	To support various NYC nonprofit organizations affected by September 11th; support also for AIG Disaster Relief Fund through a matching gift program for AIG employees.
5. Carnegie Corporation of New York	NY	IN	14,542,400	To support various educational and media-related organizations dealing with public awareness and response to the aftermath of the attacks; support also for NYC cultural organizations through an anonymous \$10 million gift.
6. California Endowment	CA	IN	14,040,041	To support workers and nonprofit organizations in California affected by September 11th; support also for CA-based nonprofits working to promote intercultural communication, religious tolerance, conflict resolution, and violence prevention.
7. Atlantic Philanthropies <sup>2</sup>	NY	IN	13,770,670	To support the September 11th Fund, nonprofits affected by the attacks, and various organizations involved in tolerance and anti-bias educational programs.
8. Alfred P. Sloan Foundation	NY	IN	9,584,919	To support the September 11th Fund and various educational institutions responding to the needs of those affected in NYC and Washington, DC, and seeking to prevent the threat of bioterrorism through research and program development.
9. John S. and James L. Knight Foundation	FL	IN	9,331,000	To support various relief-related activities for the secondary economic victims of September 11th in the 26 communities served by the foundation and for memorial efforts honoring hijacking victims of Flight 93.
10. Robert Wood Johnson Foundation	NJ	IN	8,616,520	To support various relief and recovery efforts, including public health services, counseling, and direct aid to recovery workers.
11. Rockefeller Foundation	NY	IN	5,667,702	To support various relief organizations, particularly those involved with minority communities in NYC; support also for those working to promote community awareness and involvement in the rebuilding of Lower Manhattan.
12. W. K. Kellogg Foundation	MI	IN	5,635,492	To support various educational and community outreach organizations that provided support to communities and population groups affected by the attacks.
13. John D. and Catherine T. MacArthur Foundation	IL	IN	5,170,000	To support organizations addressing issues arising from September 11th related to strengthening the quality of public information and analysis, understanding the underlying causes of terrorism, and determining the implications for civil liberties.
14. Charles Stewart Mott Foundation	MI	IN	3,803,737	To support the September 11th Fund and various organizations dealing with the aftermath of the attacks.
15. Thomas and Stacey Siebel Foundation	CA	IN	3,069,391	To establish the Siebel America Fund to support the relief work of the American Red Cross and Salvation Army.
16. Lumina Foundation for Education	IN	IN	3,025,000	To support the Families of Freedom Scholarship Fund.
17. Bill & Melinda Gates Foundation	WA	IN	3,020,000	To support the September 11th Fund, the New York Times 9/11 Neediest Fund, and the American Red Cross Liberty Disaster Relief Fund.
18. Annie E. Casey Foundation	MD	IN	3,000,000	To support various organizations providing assistance to children and families affected by the attacks.
19. Samuel I. Newhouse Foundation	NY	IN	3,000,000	To support the September 11th Fund, the Twin Towers Fund, and the Community Foundation of New Jersey Star Ledger Disaster Relief Fund.
20. Open Society Institute	NY	OP	2,670,000	To support various organizations that promote policy development, advocacy, and monitoring pertaining to civil liberties of immigrant and minority groups affected by 9/11.

Source: The Foundation Center, *Giving in the Aftermath of 9/11*, December 2003.

\*Aggregate foundation giving information in other tables and figures is based on data reported through September 2003. Giving data on individual foundations included in this table may be more current.

<sup>1</sup>Includes independent and family (IN) and operating foundations (OP); excludes company-sponsored foundations.

<sup>2</sup>An international endowed philanthropy with a principal domicile outside the U.S., it operates like an independent foundation and maintains a grant selection and administration office in New York.

## Giving in the Aftermath of 9/11

median giving amount ranged from \$26,000 for independent foundations, including family foundations, to \$300,000 for corporations overall and \$376,000 for corporate foundations. For community foundations it was \$31,000; for other public foundations, \$90,000; and for associations, \$250,000.

- 301 donors, or nearly one-quarter of all 9/11 donors, contributed \$1 million or more for relief and recovery efforts. Together they gave \$958.1 million, or close to 90 percent of total funding.
- \$1 million+ contributors included 233 corporations, 46 independent foundations, seven community foundations, seven public foundations, and six associations. Thirty-eight percent of the corporate donors gave \$1 million or more in 9/11 response funding, compared to roughly 9 percent for independent and community foundations.
- Sixty-three donors—fewer than 5 percent—pledged \$5 million or more. Their contributions totaled \$608.5 million, or 56 percent of institutional 9/11 giving. The proportion of funding provided by the largest contributors

varied by donor type. For example, 46 corporations—or nearly 8 percent of the corporate donors—reported giving \$5 million or more, and they represented 54 percent of the corporate giving. In contrast, only 13 independent and community foundations—just 2 percent—gave \$5 million or more, yet they provided 64 percent of 9/11 giving by these foundations.

- Eleven corporate contributors gave in excess of \$10 million: ExxonMobil (TX), Citigroup (NY), Deutsche Bank (NY), General Electric (CT), J.P. Morgan Chase (NY), Verizon (NY), Coca-Cola (GA), ChevronTexaco (CA), Fannie Mae (DC), Philip Morris (NY), and Morgan Stanley (NY) (Table 3). Seven of the top corporate donors made their 9/11 gifts from their foundations.
- Foundation donors that gave at least \$10 million each included the Andrew W. Mellon Foundation (NY), Lilly Endowment (IN), Ford Foundation (NY), Starr Foundation (NY), Carnegie Corporation (NY), California Endowment (CA), and Atlantic Philanthropies (NY)<sup>11</sup> (Table 4).

**TABLE 5. Top 10 Community and Other Public Foundations and Associations Ranked by Total 9/11 Response Funding\***

	Donor Name	State	Donor Type <sup>1</sup>	Amount	Purpose of Funding
1.	Robin Hood Foundation	NY	PC	\$7,000,000	To establish the Robin Hood Relief Fund for organizations helping victims and families, uniformed service workers, and low-income victims impacted by the resulting economic downturn.
2.	Major League Baseball Players Association	NY	AS	5,000,000	To establish the MLB-MLBPA Disaster Relief Fund to aid victims and families.
3.	National Association of Theatre Owners	CA	AS	5,000,000	To support various relief and recovery organizations.
4.	National Collegiate Athletic Association (NCAA)	IN	AS	5,000,000	To support the Families of Freedom Scholarship Fund to benefit former or current NCAA student-athletes, firefighters, police officers, and emergency medical technicians who were permanently disabled as a result of the WTC tragedy.
5.	New York Community Trust	NY	CM	4,267,895	To support the September 11th Fund and various organizations directly involved in short- and long-term relief and recovery efforts, anti-bias and tolerance activities, and emergency preparedness planning.
6.	PGA Tour Charities	FL	PC	2,518,204	To support various relief and recovery organizations.
7.	Community Foundation of New Jersey	NJ	CM	2,040,000	To provide scholarships for individuals.
8.	Community Foundation Silicon Valley	CA	CM	1,950,000	To support the September 11th Fund.
9.	Columbus Foundation and Affiliated Organizations	OH	CM	1,492,042	To support the September 11th Fund and various relief organizations providing aid to victims and families.
10.	Pittsburgh Foundation	PA	CM	1,310,700	To support the September 11th Fund.

Source: The Foundation Center, *Giving in the Aftermath of 9/11*, December 2003.

\*Aggregate foundation giving information in other tables and figures is based on data reported through September 2003. Giving data on individual grantmakers included in this table may be more current.

<sup>1</sup>AS = Association; CM = Community Foundation; PC = Public Charity/Other.

**By Funder Location**

- While corporations, foundations, and other institutional donors across the United States and abroad responded generously to the 9/11 terrorist attacks, New York State-based corporations and foundations provided more than two-fifths of all 9/11 response funding (\$454.4 million) (Figure 3 and Table 6). Tri-state (NY, NJ, CT) grantmakers together contributed over half of all support (\$557.4 million). Seven of the top ten independent foundations, four of the top ten public foundations, and seven of the eleven corporate donors giving \$10 million or more were located or headquartered in New York State or the tri-state area.
- California ranked second after New York among states providing institutional philanthropic support, with 9 percent of funding (\$94.7 million). The California Endowment, the largest California-based 9/11 donor, ranked sixth among independent foundation donors, while ChevronTexaco Corporation, the second largest California donor, placed eighth among corporate 9/11 contributors.

**TABLE 6. Top 15 States by Total Foundation and Corporate 9/11 Response Funding**

State	No. of Donors <sup>1</sup>	%	Amount	%
1. New York	274	21.4	\$ 454,427,963	42.2
2. California	143	11.2	94,693,647	8.8
3. New Jersey	70	5.5	62,522,996	5.8
4. Indiana	23	1.8	47,115,505	4.4
5. Illinois	66	5.2	42,906,272	4.0
6. Texas	54	4.2	40,920,874	3.8
7. Connecticut	44	3.4	40,441,825	3.8
8. Michigan	50	3.9	35,146,872	3.3
9. Florida	35	2.7	23,719,889	2.2
10. Georgia	27	2.1	23,205,591	2.2
11. Pennsylvania	52	4.1	20,464,387	1.9
12. Washington	20	1.6	18,824,617	1.7
13. Virginia	22	1.7	17,612,940	1.6
14. District of Columbia	17	1.3	17,155,168	1.6
15. Ohio	50	3.9	16,745,068	1.6
<b>Subtotal</b>	<b>947</b>	<b>73.9</b>	<b>\$ 955,903,614</b>	<b>88.7</b>
All Other States	310	24.2	\$ 109,438,089	10.2
Non-U.S. <sup>2</sup>	24	1.9	\$ 12,123,734	1.1
<b>TOTAL</b>	<b>1,281</b>	<b>100.0</b>	<b>\$1,077,465,437</b>	<b>100.0</b>

Source: The Foundation Center, *Giving in the Aftermath of 9/11*, December 2003.

<sup>1</sup>Includes 6 corporate donors with funding sources in more than one location.

<sup>2</sup>Principal countries by amount of giving include Japan, Canada, Netherlands, Germany, England, France, and Kuwait.

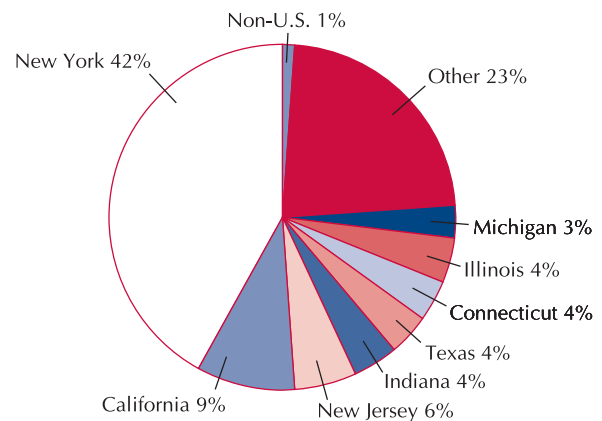
- Twenty-four donors—mainly corporations—based outside of the United States provided roughly 1 percent of 9/11 response funding (\$12.1 million). Canada represented the largest number of donors (9), and Japan accounted for the largest giving amount (\$3.6 million), followed by Canada and the Netherlands. It should be noted that many foreign and multinational companies donated 9/11 funds through their U.S.-based affiliates. Therefore, the total amount reported does not represent all funding from overseas corporations and foundations.

**By Funder Size**

The following analysis of 9/11 giving by funder size is limited to independent, community, and corporate foundations, for which asset information is available in the Foundation Center’s foundation database.<sup>12</sup> While not all foundations maintain large endowments relative to their giving, asset size nevertheless provides one criterion for assessing giving capacity.

- Larger foundations represented the majority of 9/11 donors identified by the Foundation Center. Nearly two-thirds (65 percent) of independent and community foundation 9/11 donors held \$10 million or more in assets in their latest fiscal year, while 45 percent held at least \$50 million in assets (Table 7).<sup>13</sup>
- Large foundations provided the vast majority of 9/11 support. The 267 foundation donors holding at least \$50 million in assets accounted for nearly nine-tenths of all 9/11 giving by independent and community foundations.

**FIGURE 3. Foundation and Corporate 9/11 Response Funding by Donor State\***



**Total 9/11 Giving = \$1,077.5 million**

Source: The Foundation Center, *Giving in the Aftermath of 9/11*, December 2003.

\*Due to rounding, percentages may not total 100.



The 31 foundation 9/11 donors with assets of \$1 billion or more provided 68 percent of all foundation 9/11 giving (\$219 million).

- Compared with independent and community foundations, the 266 corporate foundations that made 9/11 gifts were more equally distributed by asset size. Just over two-fifths (43 percent) held assets of \$10 million or more, while just 15 percent held at least \$50 million in assets. Close to one-fifth of corporate foundation donors held less than \$1 million in assets (Table 8).<sup>14</sup>
- Despite the more even distribution of corporate foundation 9/11 donors by asset size, larger corporate foundations also provided a majority of corporate foundation 9/11 funding. In the top asset ranges, those reporting assets of \$10 million or more accounted for almost two-thirds of all corporate foundation 9/11 giving. Those holding assets of \$50 million or more contributed close to 39 percent of all corporate foundation 9/11 support.

**TABLE 7. Breakdown of Independent and Community Foundation 9/11 Response Funding by Foundation Asset Size\***

Asset Range	No. of Foundations	%	9/11 Giving Amount	%
\$1 billion and over	31	5.2	\$219,356,970	67.9
\$250 million–\$1 billion	70	11.8	33,584,175	10.4
\$50 million–\$250 million	166	27.9	32,174,327	10.0
\$10 million–\$50 million	122	20.5	9,031,469	2.8
\$1 million–\$10 million	132	22.2	5,269,970	1.6
Under \$1 million	47	7.9	2,689,485	0.8
Not available	26	4.4	20,762,584	6.4
<b>TOTAL</b>	<b>594</b>	<b>100.0</b>	<b>\$322,868,980</b>	<b>100.0</b>

Source: The Foundation Center, *Giving in the Aftermath of 9/11*, December 2003.

\*Based on assets for latest fiscal year reported (2002 for most foundations, 2001 for others); due to rounding, percentages may not total 100.

**TABLE 8. Breakdown of Corporate Foundation 9/11 Response Funding by Foundation Asset Size\***

Asset Range	No. of Foundations	%	9/11 Giving Amount	%
\$250 million and over	6	2.3	\$ 14,610,517	4.1
\$50 million–\$250 million	34	12.8	123,659,630	34.5
\$10 million–\$50 million	74	27.8	96,881,090	27.1
\$1 million–\$10 million	76	28.6	72,296,051	20.2
Under \$1 million	52	19.5	40,468,640	11.3
Not available	24	9.0	10,050,625	2.8
<b>TOTAL</b>	<b>266</b>	<b>100.0</b>	<b>\$357,966,553</b>	<b>100.0</b>

Source: The Foundation Center, *Giving in the Aftermath of 9/11*, December 2003.

\*Based on assets for latest fiscal year reported (2002 for most foundations, 2001 for others); due to rounding, percentages may not total 100.

## Recipients and Beneficiaries

The following is an analysis of contributions from institutional donors to approximately 1,600 recipient groups, including relief funds created by relief agencies, government agencies, corporations, and foundations to aid 9/11 victims and affected communities; emergency relief and other direct-service providers; local nonprofits directly affected by the disaster and its aftermath; and organizations working on issues related to the attacks. As part of our tracking effort, the Foundation Center has created a recipient database and has classified recipients of grants from institutional donors by geographic location, organization type, and field of activity.

### Relief Funds

- Seven-tenths (\$754 million) of the nearly \$1.1 billion pledged by foundations, corporations, and other institutional donors supported 282 relief funds created after 9/11 to aid victims, their families, and other persons and communities affected by the disaster, mainly through regranting (Figure 4). These intermediaries included general- and special-purpose funds created by relief agencies and other nonprofits and also funds created by institutional donors, especially corporations, community and other public foundations, federated funds, and associations.<sup>15</sup>
- The September 11th Fund is the largest 9/11 relief fund ranked by amount received from institutional donors (\$157.9 million, or 15 percent) and number of gifts (566). It also ranks as the top recipient in the Foundation Center’s database overall (Table 9). The Fund’s broad purpose includes providing direct assistance to victims and their families and services to affected communities. Excluding donations raised for the Fund in a national telethon, foundations and corporations provided nearly 40 percent of the Fund’s reported \$398 million in private support. (Including the telethon pledges, the Fund received \$526 million.)<sup>16</sup>
- The American Red Cross Liberty Disaster Relief Fund, which raised funds for victims and their families and also provided direct services, ranked second in institutional donor contributions (\$149.2 million, or 14 percent) and in number of gifts (382). Yet, compared with the September 11th Fund, foundations and corporations provided a much smaller, 15 percent share of the Liberty Fund’s \$1 billion in overall support.<sup>17</sup>

## Giving in the Aftermath of 9/11

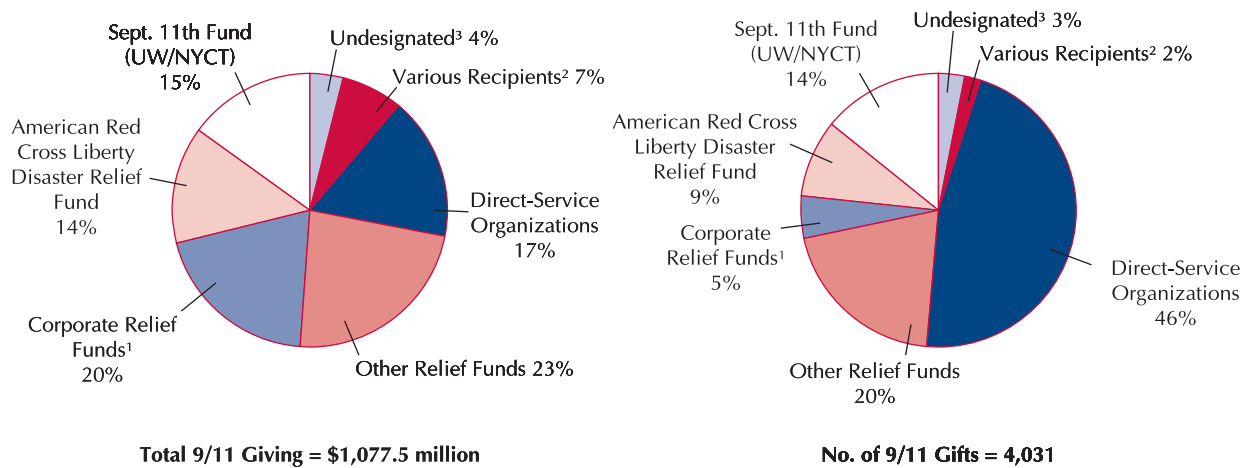
(Most of the fund's support came from individuals.) The Liberty Fund captured roughly 36 percent of the estimated \$2.8 billion in private 9/11 response funding.

- Other top 9/11 relief fund recipients of institutional donors' gifts included the Twin Towers Fund (\$40 million), established to aid the families of New York City police, firefighters, and rescue workers who were victims of the attacks; and the Families of Freedom Scholarship Fund (\$23.9 million), a national-level fund that provides post-secondary educational assistance to dependents of those killed or injured in the attacks.

- Relief funds created by more than 60 corporations to aid victims (especially employees) and their families and to support relief and recovery efforts together received \$214.3 million, or 20 percent of all institutional funding. Eight corporate funds received at least \$10 million in support (Table 10). The largest relief fund recipient by far was the Citigroup Relief Fund, which received \$15 million from the Citigroup Foundation to provide post-secondary scholarships to the children of victims.

- The vast majority, or roughly nine-tenths of the \$754 million received by relief funds

**FIGURE 4. Foundation and Corporate 9/11 Response Funding by Type of Recipient\***



Source: The Foundation Center, *Giving in the Aftermath of 9/11*, December 2003.

\*Due to rounding, percentages may not total 100.

<sup>1</sup>Regranting funds established by individual companies after 9/11.

<sup>2</sup>Various recipients named but amount not reported by recipient; includes grants to unspecified individuals totaling \$2,949,485.

<sup>3</sup>No recipient named at time of pledge.

**TABLE 9. Top 20 Designated Recipients of Foundation and Corporate 9/11 Response Funding\***

Recipient/Recipient Fund	State	Amount <sup>1</sup>	% of Total Funding	No. of Gifts
1. September 11th Fund of the United Way of NY and New York Community Trust	NY	\$157,944,053	14.8	566
2. American Red Cross Liberty Disaster Relief Fund <sup>2</sup>	DC	149,181,956	14.0	382
3. Twin Towers Fund	NY	39,973,462	3.8	85
4. Scholarship America—Families of Freedom Scholarship Fund	MN	23,901,300	2.2	28
5. NY Police & Fire Widows' and Children's Benefit Fund	NY	18,111,142	1.7	31
6. Salvation Army—9/11 Disaster Response	VA	17,530,426	1.6	25
7. Robin Hood Foundation—Robin Hood Relief Fund	NY	14,195,100	1.3	16
8. New York Times 9/11 Neediest Fund	NY	12,274,144	1.2	64
9. Community Foundation for the National Capital Region—Survivor's Fund and other programs	DC	10,276,710	1.0	26
10. MLB-MLBPA Disaster Relief Fund	NY	10,250,000	1.0	3
11. New York State World Trade Center Relief Fund	NY	7,312,758	0.7	18
12. National Housing Endowment—Homebuilders Care Victims Relief Fund	DC	7,000,000	0.7	7
13. New York University—NYU WLRK Scholarship Fund and other purposes	NY	6,710,000	0.6	8
14. Greater Kansas City Community Foundation—September 11th Fund and other purposes	MO	6,093,887	0.6	5
15. NYU Downtown Hospital	NY	5,325,000	0.5	3
16. Siebel America Fund	CA	4,869,391	0.5	2
17. American Red Cross in Greater New York	NY	4,846,164	0.5	15
18. New York Foundation for the Arts—New York Arts Recovery Fund	NY	4,746,876	0.4	20
19. International Association of Fire Fighters—NY Firefighters 9-11 Disaster Relief Fund	DC	3,756,262	0.4	53
20. Community Funds—September 11th Relief Funds	NY	3,533,751	0.3	3

Source: The Foundation Center, *Giving in the Aftermath of 9/11*, December 2003.

\*Excludes relief funds established by individual corporate donors.

<sup>1</sup>Excludes undesignated pledges and unspecified amounts donated to named recipients.

<sup>2</sup>Includes all contributions to headquarters for 9/11-related efforts.

from foundations and corporations provided emergency relief and disaster assistance. Still, some of the largest 9/11 charities focused their giving for specific fields or funding priorities: \$57 million supported educational purposes, mainly through grants to various scholarship funds and a school relief fund; close to \$23 million targeted community development and economic recovery, especially through funds aiding affected businesses and nonprofits; and \$6 million supported general and public health issues. Other fields that raised more than \$1 million from institutional donors through special-purpose funds included arts and culture, mental health, civil rights, and international affairs.

### Direct-Service Providers

- 1,295 direct-service providers, groups directly affected by the 9/11 attacks, and organizations addressing issues related to the attacks and their aftermath received \$187.8 million, or roughly 17 percent of funding. These organizations took in 1,867 donations from institutional funders, or 46 percent of their gifts.
- The NYU Downtown Hospital, a medical facility located just three blocks from Ground Zero, was the top direct-service recipient. It received contributions totaling \$5.3 million for renovation of its emergency department, which was heavily utilized following the attacks. In all, 32 organizations and institutions received \$1 million or more from donors—mainly foundations—for outreach services, emergency needs, special programming, advocacy, repairs and renovation, and operating support. More than 400 groups received \$100,000 or more. A large majority of organizations received less than \$50,000.
- Just over 11 percent of institutional giving (\$123.8 million) could not be assigned to a recipient because donors either did not break down amounts pledged to named recipients (\$76 million, or 7 percent) or did not designate a recipient (\$47.9 million, or 4 percent).<sup>18</sup>

### By Donor Type

- Corporate donors pledged 26 percent of their 9/11 funding (\$187.7 million) to corporate relief funds, 18 percent to the American Red Cross Liberty Disaster Relief Fund, 14 percent to the September 11th Fund, and more than 23 percent to other relief funds, especially the Twin Towers Fund and the New York Police and Fire 9/11 Widows' and Children's Benefit Fund (Figure 5). Just 4 percent of corporate giving (\$25 million) supported direct-service agencies. One-tenth of corporate pledges (\$62.2 million) could not be allocated by recipient, while roughly 6 percent (\$39.4 million) was undesignated. (A portion of corporate donors' undesignated giving represents funds pledged to match employee gifts.)
- Independent and community or other public foundations gave 16 percent of their 9/11 funding (\$54.9 million) to the September 11th Fund and 5 percent to the American Red Cross Liberty Disaster Relief Fund; another 31 percent of donations went to various other relief funds (Figure 6). In contrast with corporate donors, the single largest share of foundation funding—\$148.5 million, or 43 percent—supported direct-service organizations active in relief and recovery efforts or addressing issues related to the attacks. Only 3 percent of funds (\$8.7 million) could not be broken down by recipient, and just 2 percent (\$7.9 million) of pledges was undesignated.

TABLE 10. Top 15 Corporate Relief Fund Recipients of Corporate 9/11 Response Funding\*

Corporate Relief Fund	State	Amount <sup>1</sup>	% of Total Corporate Funding	No. of Gifts
1. Citigroup Relief Fund	NY	\$15,100,000	2.1	2
2. J.P. Morgan Chase WTC Disaster Relief Fund	NY	12,790,278	1.8	3
3. Marsh & McLennan Victims Relief Fund	NY	10,519,875	1.5	12
4. Morgan Stanley Victims' Relief Fund	NY	10,000,000	1.4	1
5. DaimlerChrysler 9/11 Relief Fund	MI	10,000,000	1.4	1
6. AXA 9/11 Relief Fund	NY	10,000,000	1.4	1
7. Bear Stearns Relief Fund	NY	10,000,000	1.4	1
8. Goldman Sachs Relief Fund	NY	10,000,000	1.4	1
9. Cantor Fitzgerald Relief Fund	NY	7,105,980	1.0	10
10. DisneyHAND: Survivor Relief Fund	CA	6,876,284	1.0	2
11. BP Employee Disaster Relief Fund	IL	5,933,333	0.8	2
12. American Express World Trade Center Disaster Relief Fund	NY	4,100,000	0.6	1
13. Phillips Petroleum September 11th Fund	OK	3,000,000	0.4	1
14. Alcoa Relief Fund	PA	3,000,000	0.4	2
15. Unilever September 11th Children's Fund	NJ	2,546,000	0.4	2

Source: The Foundation Center, *Giving in the Aftermath of 9/11*, December 2003.

\*Regranting funds established by individual companies after 9/11 to assist victims and their families.

<sup>1</sup>Amount includes pledges and matching gifts from the institutional donors in the 9/11 response database only; excludes funds contributed by employees.

- Corporations and foundations differed strikingly in the degree to which they supported relief funds. Corporations gave 68 percent of their 1,627 gifts to corporate and other relief funds and 25 percent to direct-service organizations. Another 8 percent remains undesignated or unspecified. In contrast, 64 percent of foundations' 2,388 gifts went to direct-service organizations, including nonprofits affected by 9/11 and those addressing related issues, while 33 percent went to relief funds. A modest 3 percent of foundation gifts is either undesignated or cannot be allocated by recipient.

**By Recipient Location**

- Foundations and corporations supported 9/11 relief funds and service organizations located in 44 states and twelve countries, including Afghanistan and Pakistan. New York area funds and recipients garnered \$550 million, or more than half of all 9/11 response funding (Figure 7). They received 2,091 gifts, or 52 percent of the total, including many of those to direct-service providers and groups affected by the attacks.
- Including gifts to the American Red Cross Liberty Disaster Relief Fund, recipients in the District of Columbia ranked second by dollars received (\$190.3 million), followed by California (\$34.6 million) and Minnesota (\$26.9 million). The

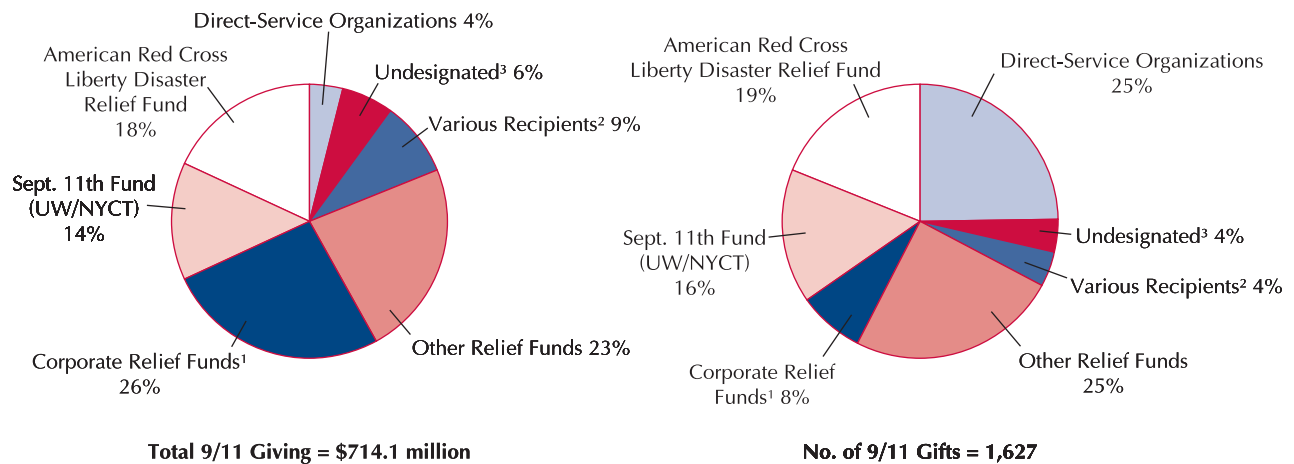
DisneyHAND: Survivor Relief Fund, a regranting fund, was the top California recipient, with \$6.9 million in gifts from the Walt Disney Company's foundation and contributions program. In Minnesota, Scholarship America garnered \$24 million from foundations and corporations across the country to support various long-term scholarship funds benefiting the dependents of victims. Organizations in nine states received a combined total of \$10 million or more from institutional donors for 9/11-related causes. Recipients included local 9/11 relief funds, local chapters of the American Red Cross and Salvation Army, fire departments and emergency services, and nonprofits working locally, nationally, and internationally on issues related to the attacks.

**By Recipient Field of Activity**

As noted above, recipients fell into two broad categories: relief funds and direct-service agencies. The following is an analysis of funding for direct-service organization recipients by principal field of activity. Recipients were coded using the National Taxonomy of Exempt Entities (NTEE). Direct-service organizations received more than 1,867 gifts totaling nearly \$188 million, mainly from foundations. Of that total, roughly \$186 million could be identified by recipient field.

- Arts and culture groups ranked first by share of funding for direct-service organizations (\$52.9 million, or more than 28 percent) and

**FIGURE 5. Corporate 9/11 Response Funding by Type of Recipient\***



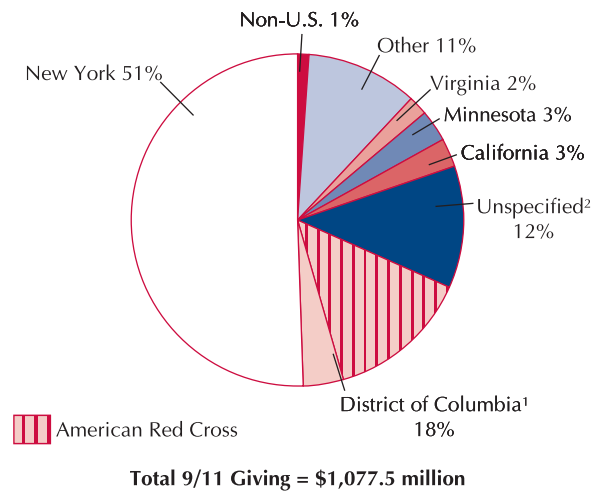
Source: The Foundation Center, *Giving in the Aftermath of 9/11*, December 2003.  
 \*Donors include 609 corporations and corporate foundations; due to rounding, percentages may not total 100.  
<sup>1</sup>Regranting funds established by individual companies.  
<sup>2</sup>Various recipients named but amount not reported by recipient; includes grants to unspecified individuals totaling \$381,785.  
<sup>3</sup>No recipient named at time of pledge.

second by number of gifts (407, or more than 23 percent)<sup>19</sup> (Figure 8 and Table 11). The vast majority of gifts supported performing and visual arts groups and museums in the New York metropolitan area that suffered displacement or substantial loss of income following the attacks. Cultural recipients also included public broadcasting and other media organizations. By far the largest provider of emergency support for affected arts groups was the Andrew W. Mellon Foundation, which distributed nearly \$38 million in direct grants and an additional \$8 million through support for intermediaries, such as New York Arts Recovery Fund. The top New York-based cultural recipients included the Metropolitan Museum of Art, Museum of Modern Art, American Museum of Natural History, Educational Broadcasting Corporation, and Lower Manhattan Cultural Council. Other leading recipients were the Smithsonian Institution and National Public Radio, both in the District of Columbia.

- Human service providers accounted for the second largest share of funding to direct-service organizations (\$50.4 million, or 27 percent) and the largest share of gifts (675, or 38 percent). Funding supported multipurpose human service agencies, especially the Salvation Army and 73 chapters of the American Red Cross, but also agencies working in such areas as food distribution (e.g., City Harvest, NY); legal services (e.g., Legal Aid Society, NY); employment (e.g., Los Angeles

Alliance for a New Economy); and youth development (e.g., Big Brothers/Big Sisters of NYC). Included among the largest multipurpose recipients were local community organizations serving Arab and other ethnic communities, such as the Michigan-based Arab Community Center for Economic and Social Services.

**FIGURE 7. Foundation and Corporate 9/11 Response Funding by Recipient Location\***



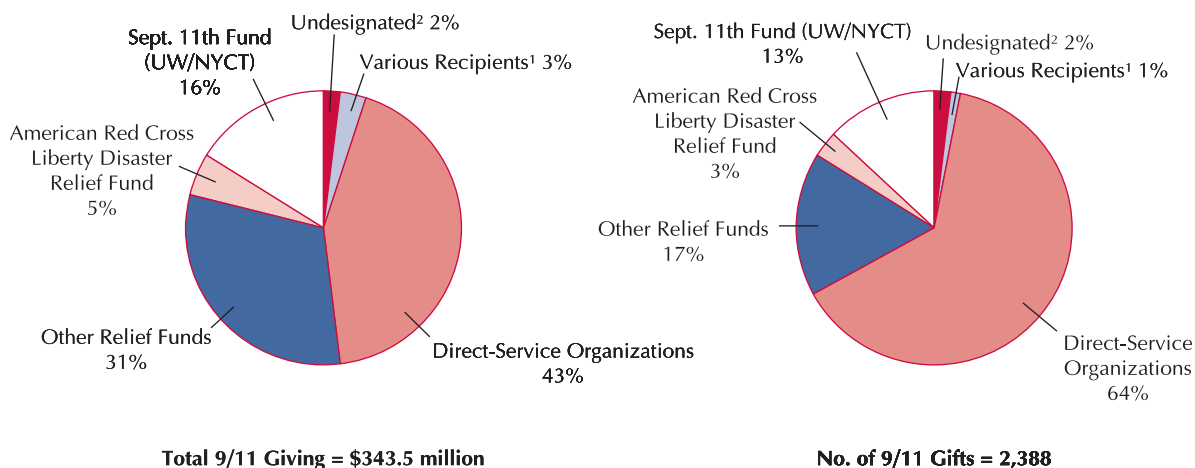
Source: The Foundation Center, *Giving in the Aftermath of 9/11*, December 2003.

\*Due to rounding, percentages may not total 100.

<sup>1</sup>In the 9/11 response database, all gifts to the American Red Cross (ARC) Liberty Disaster Relief Fund are accounted for in the District of Columbia, which houses ARC headquarters.

<sup>2</sup>Includes grants to various organizations for unspecified amounts and undesignated pledges.

**FIGURE 6. Foundation 9/11 Response Funding by Type of Recipient\***



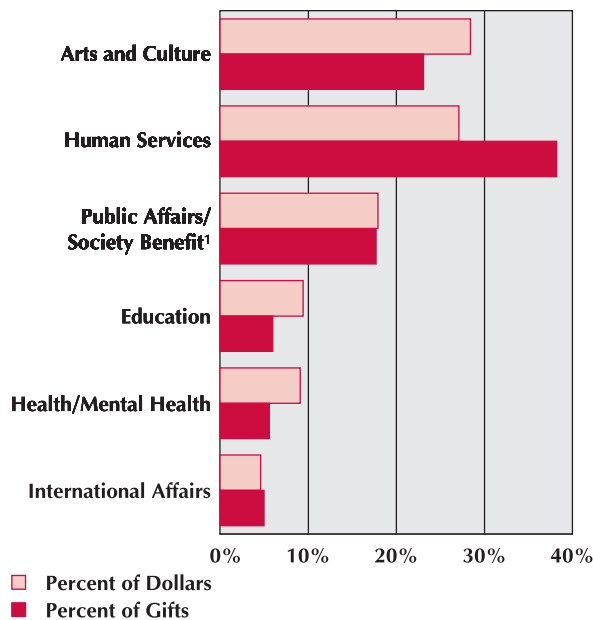
Source: The Foundation Center, *Giving in the Aftermath of 9/11*, December 2003.

\*Donors include 481 independent and family foundations, 112 community foundations, and 54 other public foundations; due to rounding, percentages may not total 100.

<sup>1</sup>Various recipients named but amount not reported by recipient; includes grants to unspecified individuals totaling \$2,567,700.

<sup>2</sup>No recipient named at time of pledge.

**FIGURE 8. Foundation and Corporate 9/11 Direct Giving to Service Organizations by Major Recipient Field\***



Source: The Foundation Center, *Giving in the Aftermath of 9/11*, December 2003.

\*Includes recipient type fields representing at least 5 percent of the dollars donated directly to service organizations; excludes gifts to relief funds and other funding intermediaries.

<sup>1</sup>Includes civil rights and social action, community improvement, philanthropy and voluntarism, and public affairs.

Public affairs/society benefit organizations ranked third by share of 9/11 funding for service organizations (\$33.3 million, or 18 percent) and share of gifts (313, or nearly 18 percent). The Advertising Council (NY), a public affairs organization, was the top overall recipient in this funding area, with foundation grants totaling \$1.5 million for a public education media campaign to better prepare American citizens to respond to potential terrorist attacks. Almost one-fifth of funds supported civil rights and other advocacy groups, such as the New York Immigration Coalition, Asian American Legal Defense and Education Fund (NY), and American-Arab Anti-Discrimination Committee (DC). Gifts also supported philanthropy organizations, such as community foundations, United Ways, and other federated funds; public affairs groups; and community improvement organizations active in recovery and rebuilding efforts. In the last category, top recipients included the Regional Plan Association of New York, which convened the Civic Alliance to Rebuild Downtown New York to develop strategies for redeveloping lower Manhattan; and Working Partnerships USA (CA) for the Bay Area Worker Relief Project, which supported workers in the tourist industry who

**TABLE 11. Foundation and Corporate 9/11 Direct Giving to Service Organizations by Recipient Field and Sub-Field\***

Recipient Field	Amount	%	No. of Gifts	%
<b>Arts and Culture</b>	<b>\$ 52,899,364</b>	<b>28.4</b>	<b>407</b>	<b>23.1</b>
Museums	18,758,000	10.1	68	3.9
Performing Arts	16,094,000	8.6	171	9.7
Media/Communications	7,207,092	3.9	44	2.5
Arts—Multidisciplinary	4,900,137	2.6	45	2.5
Visual Arts	2,163,135	1.2	26	1.5
Historic Preservation	2,090,000	1.1	16	0.9
Other Arts and Culture	1,687,000	0.9	37	2.1
<b>Human Services</b>	<b>50,422,132</b>	<b>27.1</b>	<b>675</b>	<b>38.2</b>
Human Services—Multipurpose	32,282,624	17.3	423	24.0
Food Distribution	5,916,500	3.2	71	4.0
Recreation	3,282,624	1.8	13	0.7
Crime, Justice, Legal Services	3,137,500	1.7	45	2.5
Youth Development	2,218,062	1.2	35	2.0
Employment	1,968,456	1.1	27	1.5
Other Human Services	1,616,850	0.9	61	3.5
<b>Public Affairs/Society Benefit</b>	<b>33,334,478</b>	<b>17.9</b>	<b>313</b>	<b>13.7</b>
Philanthropy/Voluntarism <sup>1</sup>	12,754,353	6.9	132	7.5
Community Improvement	7,626,659	4.1	70	4.0
Civil Rights	6,507,478	3.5	68	3.9
Public Affairs	6,445,988	3.5	43	2.4
<b>Education</b>	<b>17,438,873</b>	<b>9.4</b>	<b>106</b>	<b>6.0</b>
Higher Education	9,388,085	5.0	45	2.5
Libraries/Library Sciences	5,657,500	3.0	19	1.1
Other Education	2,393,288	1.3	42	2.4
<b>Health</b>	<b>16,849,909</b>	<b>9.1</b>	<b>99</b>	<b>5.6</b>
General Health Care	13,639,409	7.3	57	3.2
Mental Health	2,240,500	1.2	31	1.8
Other Health	970,000	0.5	11	0.6
<b>International Affairs</b>	<b>8,509,013</b>	<b>4.6</b>	<b>89</b>	<b>5.0</b>
<b>Environment and Animals</b>	<b>2,984,205</b>	<b>1.6</b>	<b>32</b>	<b>1.8</b>
<b>Science and Social Science</b>	<b>2,309,195</b>	<b>1.2</b>	<b>10</b>	<b>0.6</b>
<b>Religion</b>	<b>1,395,621</b>	<b>0.7</b>	<b>34</b>	<b>1.9</b>
<b>TOTAL</b>	<b>\$185,142,790</b>	<b>100.0</b>	<b>1,765</b>	<b>100.0</b>

Source: The Foundation Center, *Giving in the Aftermath of 9/11*, December 2003.

\*Includes giving to agencies and organizations that provide services or conduct programs; excludes gifts to 9/11 relief funds, scholarship funds, and other funding intermediaries.

<sup>1</sup>Includes gifts to local federated funds.

experienced economic distress due to the effects of the September 11th attacks.

- Educational organizations and institutions received roughly 9 percent of 9/11 funding (\$17.4 million) and 6 percent of grants (106) for service organizations. While a small portion of funds targeted Lower Manhattan schools and institutions directly affected by the attacks, by far the largest share supported higher and graduate educational institutions across the country for activities addressing issues related to the attacks. Columbia University (NY) was the top higher education recipient, with support totaling \$1.5 million from foundations and corporations to research and develop public education programs on 9/11-related topics ranging from anti-discrimination to public health and bioterrorism. Libraries, especially the New York Public Library (\$1.9 million) and branch libraries in Brooklyn and Queens, received the second largest share of education funding, mainly in the form of grants from the A.W. Mellon Foundation to replace income lost due to the economic effects of the attacks. Grants also funded educational support organizations, such as the New York-based After-School Corporation and Sponsors for Educational Opportunity, and the DC-based WAVE, Inc., a school dropout prevention program.
- The majority of the remaining 9/11 funds for service organizations supported hospitals, blood banks, and emergency medical services serving affected communities; counseling and mental health groups around the country; and international affairs, relief, and human rights groups in the United States and overseas. Small amounts of funding also went to environmental and animal welfare organizations, social science research groups, and churches and interfaith councils.

## **Impact of 9/11 Response Funding on Prospects for Giving**

The nearly \$1.1 billion in 9/11 response funding provided by foundations, corporations, and other institutional donors in such a short time frame was unprecedented. Still, the scale of this funding should be kept in perspective. The \$323 million donated by independent and community foundations represented just 1 percent of the \$27.2 billion they gave to all causes in 2001, while the \$714 million pledged by corporations accounted for less than 7 percent of the estimated \$11.0 billion they contributed in the same year.<sup>20</sup> These findings suggest that the impact of the philanthropic response on future giving levels was relatively modest.

Of far greater consequence in terms of impact on funding capacity, especially of endowed foundations, was the sluggish economy and declining stock market. In a survey of 9/11 donors conducted in early 2002, grantmakers emphasized that it was the continuing stock market slide—starting well in advance of September 2001—and not 9/11 giving that was clouding their future giving prospects and driving changes in grantmaking practice.<sup>21</sup> Yet, despite substantial market losses, giving remained remarkably steady in 2002. According to estimates from the Foundation Center and *Giving USA*, respectively, independent and community foundation giving decreased by only 1 percent in 2002, while corporate giving managed to increase. Although grantmakers were able to hold the line in 2002—while anticipating a decisive turnaround in the economy and the stock market—their outlook for 2003 and beyond was mainly gloomy. Nearly all surveyed funders expressed deep concern about the health of nonprofits in their communities and about their ability to fund programs adequately in the future.

Endnotes

1. See Renz, L., *9/11 Relief and Regranting Funds: A Summary Report on Funds Raised and Assistance Provided*, New York, NY: Foundation Center, November 2003.
2. See Renz, L., *Giving in the Aftermath of 9/11: An Update on the Foundation and Corporate Response*, New York, NY: Foundation Center, November 2002. Findings were based on data compiled through September 2002.
3. Since publication of the November 2002 edition of *Giving in the Aftermath of 9/11*, the number of 9/11 donors identified by the Foundation Center has increased by 27 percent, while the total for 9/11 giving has risen by close to 7 percent. These increases reflect more complete reporting by donors of their 9/11 giving as well as donations announced after the latest edition was compiled.
4. The estimate of total private 9/11 response funding includes an estimated \$2.6 billion raised by major relief funds from all sources and roughly \$200 million in grants from foundations and corporations to direct-service providers. The relief fund total derives from a 2003 survey conducted by the Foundation Center. The total has been adjusted to account for estimated regranting and transfers between funds in the sample that did not provide a detailed breakdown of their gifts. Because of incomplete information and inter-fund regranting, the figure for all 9/11 giving is subject to change.
5. See Brown, M., *Giving USA 2003: The Annual Report on Philanthropy for the Year 2002*, Indianapolis, IN: AAFRC Trust for Philanthropy, 2003. The report provides revised 2001 giving figures.
6. Since publication of the November 2002 edition of *Giving in the Aftermath of 9/11*, the number of gifts has increased by 57 percent (from 2,566). This increase mainly reflects more detailed and complete reporting by donors of recipient names and gift amounts. Many foundations that announced large pledges immediately following the attacks waited to assess needs before earmarking the funds for specific recipients. To a lesser extent, the increase reflects gifts reported by the 271 donors that are new to the 9/11 funding database.
7. For the purpose of this analysis, giving by separate corporate-directed entities—including corporate foundations, corporate direct giving programs, and corporate affiliates and subsidiaries—has been collapsed into a single 9/11 giving figure tied to the corporate parent.
8. Some companies reporting matching gifts did not provide an exact dollar figure. As a result, the actual figure for 9/11-related employee matching gifts is likely higher. Also, to avoid double counting of 9/11-related gifts, the matching gift amount includes gifts from the company only; it excludes roughly \$75 million donated by individual employees.
9. Corporate donors in the 9/11 funding database reported in-kind gift pledges totaling \$73 million. Because many donors did not affix monetary values to in-kind gifts and the relative value of in-kind gifts reported is difficult to measure, these pledges have been excluded from the analysis.
10. Since publication of the November 2002 edition of *Giving in the Aftermath of 9/11*, the number of company-sponsored gifts tracked by the Foundation Center's 9/11 database has increased by 65 percent (up from 989).
11. An international endowed philanthropy with a principal domicile outside the United States, the Atlantic Philanthropies operates like an independent foundation and maintains a grant selection and administration office in New York.
12. Since corporate direct giving programs do not maintain assets, comparisons can only be made with corporate foundations.
13. By comparison, only about 8 percent of United States foundations overall held assets of \$10 million or more, while only 2 percent held assets of \$50 million or more. Fiscal year reported was 2002 for most foundations, 2001 for others.
14. By comparison, roughly 13 percent of the nation's 2,170 corporate foundations held assets of \$10 million or more, while 3 percent held assets of \$50 million or more. More than half held less than \$1 million in assets.
15. Due to more complete reporting by donors, the total number of relief funds tracked in the Foundation Center's 9/11 database has increased by 109 since publication of the November 2002 edition of *Giving in the Aftermath of 9/11*. For more detailed information about relief funds and their giving patterns, see the Foundation Center's *9/11 Relief and Regranting Funds*, December 2003.
16. See September 11th Fund of the United Way of New York and the New York Community Trust, "September 11th Fund Progress Report," available from [www.september11fund.org](http://www.september11fund.org); Internet; accessed 11/6/03.
17. See American Red Cross, "September 11, 2001: Unprecedented Events, Unprecedented Response," available from [www.redcross.org](http://www.redcross.org); Internet; accessed on 11/6/03.
18. Since publication of the November 2002 edition of *Giving in the Aftermath of 9/11*, the proportion of undesignated pledges and giving that is not broken down by recipient has fallen from 29 percent to 11 percent. The Foundation Center will continue to seek detailed gift information from key corporate and foundation donors in an effort to reduce the number of gifts recorded as undesignated and to allocate specific gift amounts to named recipients.
19. Since publication of the November 2002 edition of *Giving in the Aftermath of 9/11*, direct support for arts and culture groups by institutional donors has increased by more than \$30 million. Most of this increase has resulted from more complete reporting in the 9/11 funding database of the individual grants and recipients of the Andrew Mellon Foundation's \$50 million pledge to assist New York City arts and cultural institutions and libraries affected by the attacks.
20. Since some 9/11 pledges were paid in 2002, this comparison overestimates the share of overall 2001 foundation and corporate giving directed to the 9/11 response. Nonetheless, these comparisons provide a useful yardstick for the scale of private institutional support. For more information on overall annual corporate giving, see revised 2001 figures in *Giving USA 2002 (2003)*.
21. See Renz, L., *Assessing the Post-9/11 Funding Environment: Grantmakers' Perspectives*, New York, NY: Foundation Center, 2002.

**Additional Staff Contributing to this Report or the 9/11 Funding Database**

Mark Carway	Cheryl Loe
Aamir Cheema	Rebecca MacLean
Christopher Hurt	Mitch Nauffts
Christine Innamorato	Rick Schoff
Kevin Kinsella	Bruce Thongsack
Steven Lawrence	Janie Wong

**Acknowledgments**

We wish to thank the California Endowment, Carnegie Corporation of New York, Annie E. Casey Foundation, ChevronTexaco, Citigroup Foundation, Ford Foundation, John S. and James L. Knight Foundation, Lumina Foundation for Education, Morgan Stanley, Charles Stewart Mott Foundation, New York Community Trust, and Rockefeller Brothers Fund for their generous support of the Foundation Center's 9/11 Philanthropic Response Project.



THE FOUNDATION CENTER  
79 FIFTH AVENUE  
NEW YORK, NY 10003-3076  
212-620-4230  
[www.fdncenter.org](http://www.fdncenter.org)

For information regarding this report, contact Loren Renz, Vice President for Research at the Foundation Center, at 212-807-3601 or [lr@fdncenter.org](mailto:lr@fdncenter.org). This report can be accessed at no charge at [www.fdncenter.org](http://www.fdncenter.org).