



Learning Treewidth-Bounded Bayesian Networks with Thousands of Variables

Scanagatta, M., Corani, G., de Campos, C. P., & Zaffalon, M. (2016). Learning Treewidth-Bounded Bayesian Networks with Thousands of Variables. In Advances in Neural Information Processing Systems 29 (NIPS 2016). NIPS Foundation, Inc.

Published in:

Advances in Neural Information Processing Systems 29 (NIPS 2016)

Document Version:

Peer reviewed version

Queen's University Belfast - Research Portal:

[Link to publication record in Queen's University Belfast Research Portal](#)

Publisher rights

© 2016 The Author(s)

General rights

Copyright for the publications made accessible via the Queen's University Belfast Research Portal is retained by the author(s) and / or other copyright owners and it is a condition of accessing these publications that users recognise and abide by the legal requirements associated with these rights.

Take down policy

The Research Portal is Queen's institutional repository that provides access to Queen's research output. Every effort has been made to ensure that content in the Research Portal does not infringe any person's rights, or applicable UK laws. If you discover content in the Research Portal that you believe breaches copyright or violates any law, please contact openaccess@qub.ac.uk.

Learning Treewidth-Bounded Bayesian Networks with Thousands of Variables

Mauro Scanagatta
IDSIA*, SUPSI†, USI‡
Lugano, Switzerland
mauro@idsia.ch

Giorgio Corani
IDSIA*, SUPSI†, USI‡
Lugano, Switzerland
giorgio@idsia.ch

Cassio P. de Campos
Queen’s University Belfast
Northern Ireland, UK
c.decampos@qub.ac.uk

Marco Zaffalon
IDSIA*
Lugano, Switzerland
zaffalon@idsia.ch

Abstract

We present a method for learning treewidth-bounded Bayesian networks from data sets containing thousands of variables. Bounding the treewidth of a Bayesian network greatly reduces the complexity of inferences. Yet, being a global property of the graph, it considerably increases the difficulty of the learning process. Our novel algorithm accomplishes this task, scaling both to large domains and to large treewidths. Our novel approach consistently outperforms the state of the art on experiments with up to thousands of variables.

1 Introduction

We consider the problem of structural learning of Bayesian networks with bounded treewidth, adopting a score-based approach. Learning the structure of a bounded treewidth Bayesian network is an NP-hard problem (Korhonen and Parviainen, 2013). Yet learning Bayesian networks with bounded treewidth is necessary to allow exact tractable inference, since the worst-case inference complexity is exponential in the treewidth k (under the exponential time hypothesis) (Kwisthout et al., 2010).

The topic has been thoroughly studied in the last years. A pioneering approach, polynomial in both the number of variables and the treewidth bound, has been proposed in Elidan and Gould (2009). It incrementally builds the network; at each arc addition it provides an upper-bound on the treewidth of the learned structure. The limit of this approach is that, as the number of variables increases, the gap between the bound and the actual treewidth becomes large, leading to sparse networks. An *exact* method has been proposed in Korhonen and Parviainen (2013), which finds the highest-scoring network with the desired treewidth. However, its complexity increases exponentially with the number of variables n . Thus it has been applied in experiments with 15 variables at most. Parviainen et al. (2014) adopted an anytime integer linear programming (ILP) approach, called TWILP. If the algorithm is given enough time, it finds the highest-scoring network with bounded treewidth. Otherwise it returns a sub-optimal DAG with bounded treewidth. The ILP problem has an exponential number of constraints in the number of variables; this limits its scalability, even if the constraints can be generated online. Berg et al. (2014) casted the problem of structural learning with limited treewidth as a problem of weighted partial Maximum Satisfiability. They solved the problem exactly through a MaxSAT solver and performed experiments with 30 variables at most. Nie et al. (2014) proposed an

*Istituto Dalle Molle di studi sull’Intelligenza Artificiale (IDSIA)

†Scuola universitaria professionale della Svizzera italiana (SUPSI)

‡Università della Svizzera italiana (USI)

efficient anytime ILP approach with a polynomial number of constraints in the number of variables. Yet they report that the quality of the solutions quickly degrades as the number of variables exceeds a few dozens and that no satisfactory solutions are found with data sets containing more than 50 variables. Approximate approaches are therefore needed to scale to larger domains.

Nie et al. (2015) proposed the method S2. It exploits the notion of k-tree, which is an undirected maximal graph with treewidth k . A Bayesian network whose moral graph is a subgraph of a k-tree has treewidth bounded by k . S2 is an iterative algorithm. Each iteration consists of two steps: a) sampling uniformly a k-tree from the space of k-trees and b) recovering a DAG whose moral graph is a sub-graph of the most promising sampled k-tree. The goodness of the k-tree is assessed via a so-called *informative score*. Nie et al. (2016) further refine this idea, obtaining via A* the k-tree which maximizes the informative score. This algorithm is called S2+.

Recent structural learning algorithms with *unbounded* treewidth (Scanagatta et al., 2015) can cope with thousands of variables. Yet the unbounded treewidth provides no guarantee about the tractability of the inferences of the learned models. We aim at filling this gap, learning treewidth-bounded Bayesian network models in domains with thousands of variables.

We propose two novel methods for learning Bayesian networks with bounded treewidth. They exploit the fact that any k-tree can be constructed by an iterative procedure that adds one variable at a time. We propose an iterative procedure that, given an order on the variables, builds a DAG G adding one variable at a time. The moral graph of G is ensured to be subgraph of a k-tree. The k-tree is designed as to maximize the score of the resulting DAG. This is a major difference with respect to previous works (Nie et al., 2015, 2016) in which the k-trees were randomly sampled. We propose both an exact and an approximated variant of our algorithm; the latter is necessary to scale to thousands of variables.

We experimentally evaluate our new algorithms against the state-of-the-art approaches for structural learning with bounded treewidth. For the first time we present experimental results for structural learning with bounded treewidth for domains involving up to *ten thousand* variables. As a performance indicator we consider the score of the network found. Our algorithms consistently outperform the competitors.

The software and the data of the experiments are available online ⁴.

2 Structural learning

Consider the problem of learning the structure of a Bayesian network from a complete data set of N instances $\mathcal{D} = \{D_1, \dots, D_N\}$. The set of n categorical random variables is $\mathcal{X} = \{X_1, \dots, X_n\}$. The goal is to find the best DAG $G = (V, E)$, where V is the collection of nodes and E is the collection of arcs. E can be represented by the set of parents Π_1, \dots, Π_n of each variable.

Different scores can be used to assess the fit of a DAG; we adopt the *Bayesian information criterion* (or simply BIC). The BIC score is *decomposable*, being constituted by the sum of the scores of the individual variables:

$$\begin{aligned} \text{BIC}(G) &= \sum_{i=1}^n \text{BIC}(X_i, \Pi_i) = \sum_{i=1}^n (\text{LL}(X_i|\Pi_i) + \text{Pen}(X_i, \Pi_i)) = \\ &= \sum_{i=1}^n \left(\sum_{\pi \in |\Pi_i|, x \in |X_i|} N_{x,\pi} \hat{\theta}_{x|\pi} - \frac{\log N}{2} (|X_i| - 1)(|\Pi_i|) \right) \end{aligned}$$

where $\hat{\theta}_{x|\pi}$ is the maximum likelihood estimate of the conditional probability $P(X_i = x|\Pi_i = \pi)$, $N_{x,\pi}$ represents the number of times $(X = x \wedge \Pi_i = \pi)$ appears in the data set, and $|\cdot|$ indicates the size of the Cartesian product space of the variables given as argument. Thus $|X_i|$ is the number of states of X_i and $|\Pi_i|$ is the product of the number of states of the parents of X_i .

Exploiting decomposability, we first identify independently for each variable a list of candidate parent sets (parent set identification). Later, we select for each node the parent set that yields the highest-scoring treewidth-bounded DAG (structure optimization).

⁴<http://blip.idsia.ch/sw>

2.1 Treewidth and k -trees

We illustrate the concept of treewidth following the notation of Elidan and Gould (2009). We denote an undirected graph as $H = (V, E)$ where V is the vertex set and E is the edge set. A *tree decomposition* of H is a pair $(\mathcal{C}, \mathcal{T})$ where $\mathcal{C} = \{C_1, C_2, \dots, C_m\}$ is a collection of subsets of V and \mathcal{T} is a tree on \mathcal{C} , so that:

- $\cup_{i=1}^m C_i = V$;
- for every edge which connects the vertices v_1 and v_2 , there is a subset C_i which contains both v_1 and v_2 ;
- for all i, j, k in $\{1, 2, \dots, m\}$ if C_j is on the path between C_i and C_k in \mathcal{T} then $C_i \cap C_k \subseteq C_j$.

The width of a tree decomposition is $\max(|C_i|) - 1$ where $|C_i|$ is the number of vertices in C_i . The treewidth of H is the minimum width among all possible tree decompositions of G .

The treewidth can be equivalently defined in terms of a triangulation of H . A triangulated graph is an undirected graph in which every cycle of length greater than three contains a chord. The treewidth of a triangulated graph is the size of the maximal clique of the graph minus one. The treewidth of H is the minimum treewidth over all the possible triangulations of H .

The treewidth of a Bayesian network is characterized with respect to all possible triangulations of its moral graph. The moral graph M of a DAG is an undirected graph that includes an edge $i - j$ for every edge $i \rightarrow j$ in the DAG and an edge $p - q$ for every pair of edges $p \rightarrow i, q \rightarrow i$ in the DAG. The treewidth of a DAG is the minimum treewidth over all the possible triangulations of its moral graph M . Thus the maximal clique of any moralized triangulation of G is an upper bound on the treewidth of the model.

k -trees An undirected graph $T_k = (V, E)$ is a k -tree if it is a *maximal* graph of tree-width k : any edge added to T_k increases its treewidth. A k -tree is inductively defined as follows Patil (1986). Consider a $(k + 1)$ -clique, namely a complete graph with $k + 1$ nodes. A $(k + 1)$ -clique is a k -tree. A $(k + 1)$ -clique can be decomposed into multiple k -cliques. Let us denote by z a node not yet included in the list of vertices V . Then the graph obtained by connecting z to every node of a k -clique of T_k is also a k -tree. The treewidth of any subgraph of a k -tree (*partial k -tree*) is bounded by k . Thus a DAG whose moral graph is subgraph of a k -tree has treewidth bounded by k .

3 Incremental treewidth-bounded structure learning

Our approach for the structure optimization task proceeds by repeatedly sampling an order \prec over the variables and then identifying the highest-scoring DAG with bounded treewidth consistent with the order. An effective approach for structural learning based on order sampling has been introduced by Teysier and Koller (2012); however it does not enforce any treewidth constraint.

The size of the search space of orders is $n!$; this is smaller than the search space of the k -trees, $O(e^{n \log(nk)})$. Once the order \prec is sampled, we incrementally learn the DAG. At each iteration the moralization of the DAG is by design a subgraph of a k -tree. The treewidth of the DAG eventually obtained is thus bounded by k . The algorithm proceeds as follows.

Initialization The initial k -tree \mathcal{K}_{k+1} is constituted by the complete clique over the first $k + 1$ variables in the order. The initial DAG \mathcal{G}_{k+1} is learned over the same $k + 1$ variables. Since $(k + 1)$ is a tractable number of variables, we exactly learn \mathcal{G}_{k+1} adopting the method of Cussens (2011). The moral graph of \mathcal{G}_{k+1} is a subgraph of \mathcal{K}_{k+1} and thus \mathcal{G}_{k+1} has bounded treewidth.

Addition of the subsequent nodes We then iteratively add each remaining variable in the order. Consider the next variable in the order, $X_{\prec i}$, where $i \in \{k + 2, \dots, n\}$. Let us denote by \mathcal{G}_{i-1} and \mathcal{K}_{i-1} the DAG and the k -tree which have to be updated by adding $X_{\prec i}$. We add $X_{\prec i}$ to \mathcal{G}_{i-1} , constraining its parent set $\Pi_{\prec i}$ to be a k -clique (or a subset of) in \mathcal{K}_{i-1} . This yields the updated DAG \mathcal{G}_i . We then update the k -tree, connecting $X_{\prec i}$ to such k -clique. This yields the k -tree \mathcal{K}_i ; it contains an additional $k + 1$ -clique compared to \mathcal{K}_{i-1} . By construction, \mathcal{K}_i is also a k -tree. The moral graph of \mathcal{G}_i cannot add arc outside this $(k + 1)$ -clique; thus it is a subgraph of \mathcal{K}_i .

Pruning orders The initial k -tree \mathcal{K}_{k+1} and the initial DAG \mathcal{G}_{k+1} depend on which are the first $k + 1$ variables in the order, but not on their *relative* positions. Thus all the orders which differ only

as for the relative position of the first $k + 1$ elements are *equivalent* for our algorithm: they yield the same \mathcal{K}_{k+1} and \mathcal{G}_{k+1} . Thus once we sample an order and perform structural learning, we prune the $(k + 1)! - 1$ orders which are equivalent to the current one.

In order to choose the parent set to be assigned to each variable added to the graph we propose two algorithms: k-A* and k-G.

3.1 k-A*

We formulate the problem as a *shortest path finding* problem. We define each state as a step towards the completion of the structure, where a new variable is added to the DAG \mathcal{G} . Given $X_{\prec i}$ the variable assigned in the state S , we define a successor state of S for each k -clique to which we can link $X_{\prec i+1}$. The approach to solve the problem is based on a path-finding A* search, with cost function for state S defined as $f(S) = g(S) + h(S)$. The goal is to find the state which minimizes $f(S)$ once all variables have been assigned.

We define $g(S)$ and $h(S)$ as:

$$g(S) = \sum_{j=0}^i \text{score}(X_{\prec j}, \Pi_{\prec j}), \quad h(S) = \sum_{j=i+1}^n \text{best}(X_{\prec j}).$$

$g(S)$ is the cost from the initial state to S ; it corresponds to the sum of scores of the already assigned parent sets.

$h(S)$ is the estimated cost from S to the goal. It is the sum of the best assignable parent sets for the remaining variables. Variable X_a can have X_b as parent only if $X_b \prec X_a$.

The A* approach requires the h function to be *admissible*. The function h is admissible if the estimated cost is never greater than the true cost to the goal state. Our approach satisfies this property since the true cost of each step (score of chosen parent set for $X_{\prec i+1}$) is always equal to or greater than the estimated one (the score of the best selectable parent set for $X_{\prec i+1}$).

The previous discussion implies that h is *consistent*, meaning that for any state S and its successor T , $h(S) \leq h(T) + c(S, T)$, where $c(S, T)$ is the cost of the edges added in T . The function f is monotonically non-decreasing on any path, and the algorithm is guaranteed to find the optimal path as long as the goal state is reachable. Additionally there is no need to process a node more than once, as no node will be explored a second time with a lower cost.

3.2 k-G

In some cases a high number of variables or a high treewidth prevents the use of k-A*. We thus propose a greedy alternative approach, k-G. Following the path-finding problem defined previously, it takes a greedy approach, choosing at each step the best local parent set. Given the set of existing k -clique in \mathcal{K} as \mathcal{K}_C , we choose as parent set for $X_{\prec i}$:

$$\Pi_{X_{\prec i}} = \operatorname{argmax}_{\pi \subset c, c \in \mathcal{K}_C} \text{score}(\pi).$$

3.3 Space of learnable DAGs

A *reverse topological order* is an order $\{v_1, \dots, v_n\}$ over the vertexes V of a DAG in which each v_i appears before its parents Π_i . The search space of our algorithms is restricted to the DAGs whose reverse topological order, when used as variable elimination order, has treewidth k . This prevents recovering DAGs which have bounded treewidth but lack this property.

We start by proving by induction that the reverse topological order has treewidth k in the DAGs recovered by our algorithms. Consider the incremental construction of the DAG previously discussed. The initial DAG \mathcal{G}_{k+1} is induced over $k + 1$ variables; thus every elimination ordering has treewidth bounded by k .

For the inductive case, assume that \mathcal{G}_{i-1} satisfies the property. Consider the next variable in the order, $X_{\prec i}$, where $i \in \{k + 2, \dots, n\}$. Its parent set $\Pi_{\prec i}$ is a subset of a k -clique in \mathcal{K}_{i-1} . The only neighbors of $X_{\prec i}$ in the updated DAG \mathcal{G}_i are its parents $\Pi_{\prec i}$. Consider performing variable elimination on the moral graph of \mathcal{G}_i , using a reverse topological order. Then $X_{\prec i}$ will be eliminated before $\Pi_{\prec i}$, without introducing fill-in edges. Thus the treewidth associated to any reverse topological order is bounded by k . This property inductively applies to the addition also of the following nodes up to $X_{\prec n}$.

Inverted trees An example of DAG non recoverable by our algorithms is the specific class of polytrees that we call *inverted trees*, that is, DAGs with out-degree equal to one. An inverted tree with m levels and treewidth k can be built as follows. Take the root node (level one) and connect it to k child nodes (level two). Connect each node of level two to k child nodes (level three). Proceed in this way up to the m -th level and then invert the direction of all the arcs.

Figure 1 shows an inverted tree with $k=2$ and $m=3$. It has treewidth two, since its moral graph is constituted by the cliques $\{A,B,E\}$, $\{C,D,F\}$, $\{E,F,G\}$. The treewidth associated to the reverse topological order is instead three, using the order G, F, D, C, E, A, B .

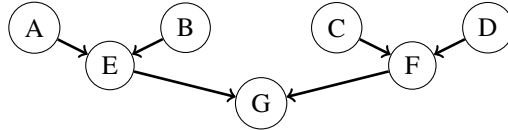


Figure 1: Example of inverted tree.

If we run our algorithms with bounded treewidth $k=2$, it will be unable to recover the actual inverted tree. It will instead identify a high-scoring DAG whose reverse topological order has treewidth 2.

4 Experiments

We compare k -A*, k -G, S2, S2+ and TWILP in various experiments. We compare them through an indicator which we call W -score: the percentage of worsening of the BIC score of the selected treewidth-bounded method compared to the score of the Gobnilp solver Cussens (2011). Gobnilp achieves higher scores than the treewidth-bounded methods since it has no limits on the treewidth. Let us denote by G the BIC score achieved by Gobnilp and by T the BIC score obtained by the given treewidth-bounded method. Notice that both G and T are negative. The W -score is $W = \frac{G-T}{G}$. W stands for worsening and thus lower values of W are better. The lowest value of W is zero, while there is no upper bound.

4.1 Parent set score exploration

Before performing structural learning it is necessary to compute the scores of the candidate parent sets for each node (parent set exploration). The different structural learning methods are then provided with the same score of the parent sets.

A treewidth k implies that one should explore all the parent sets up to size k ; thus the complexity of parent set exploration increases exponentially with the treewidth. To let the parent set exploration scale efficiently with large treewidths and large number of variables we apply the approach of Scanagatta et al. (2015). It guides the exploration towards the most promising parent sets (with size up to k) without scoring them all. This is done on the basis of an approximated score function that is computed in constant time. The actual score of the most promising parent sets is eventually computed.

We allow 60 seconds of time for the computation of the scores of the parent set of each variable, in each data set.

4.2 Our implementation of S2 and S2+

Here we provide some details of our implementation of S2 and S2+. The second phase of both S2 and S2+ looks for a DAG whose moralization is a subgraph of a chosen k -tree. For this task, in Nie et al. (2014) the authors proposed an approximate approach based on partial order sampling (Algorithm 2). We found that using Gobnilp for this task yields consistently slightly higher scores; thus we adopt this approach in our implementation. We believe that it is due to the fact that constraining the structure optimization to a subjacent graph of a k -tree results in a small number of allowed arcs for the DAG. Thus our implementation of S2 and S2+ finds the highest-scoring DAG whose moral graph is a subgraph of the provided k -tree.

4.3 Learning inverted trees

As already discussed our approach cannot learn an inverted tree with k parents per node if the given bounded treewidth is k . In this section we study this worst-case scenario.

We start with treewidth $k = 2$. We consider the number of variables $n \in \{21, 41, 61, 81, 101\}$. For each value of n we generate 5 different inverted trees. To generate an inverted tree we first select a root variable X and add k parents to it as Π_X ; then we continue by randomly choosing a leaf of the graph (at a generic iteration, there are leaves at different distance from X) and adding k parents to it, until the graph contains n variables.

All variables are binary and we sample their conditional probability tables from a Beta(1,1). We sample 10,000 instances from each generated inverted tree.

We then perform structural learning with k-A*, k-G, S2, S2+ and TWILP setting $k = 2$ as limit on the treewidth. We allow each method to run for ten minutes. S2, S2+ and TWILP could in principle recover the true structure, which is prevented to our algorithms. The results are shown in Fig.2. Qualitatively similar results are obtained repeating the experiments with $k = 4$.

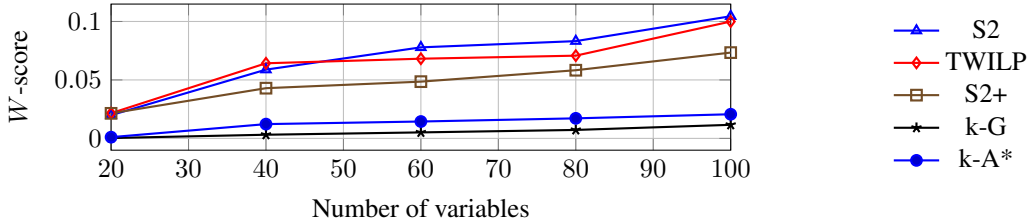


Figure 2: Structural learning results when the actual DAGs are inverted trees ($k=2$). Each point represent the mean W -score over 5 experiments. Lower values of the W -score are better.

Despite the unfavorable setting, both k-G and k-A* yield DAGs with higher score than S2, S2+ and TWILP consistently for each value of n . Thus the limitation of the space of learnable DAGs does not hurt the performance of k-G and k-A*. In fact S2 could *theoretically* recover the actual DAG, but this is not feasible in practice as it requires a prohibitive number of samples from the space of k-trees. The exact solver TWILP was unable to find the exact solution within the time limit; thus it returned a best solution achieved in the time limit.

	S2	S2+	k-G	k-A*
Iterations	803150	3	7176	66
Median	-273600	-267921	-261648	-263250
Max	-271484	-266593	-258601	-261474

Table 1: Statistics of the solutions yielded by different methods on an inverted tree ($n = 100, k = 4$).

We further investigate the differences between methods using the concept of k-tree by providing in Table 1 some statistics about the candidate solutions they generate. *Iterations* is the number of proposed solutions; for S2 and S2+ it corresponds to the number of explored k-trees, while for k-G and k-A* it corresponds to the number of explored orders. During the execution, S2 samples almost one million k-trees. Yet it yields the lowest-scoring DAGs among the different methods. This can be explained considering that a randomly sampled k-tree has a low chance to cover a high-scoring DAG. S2+ recovers only a few k-trees, but their scores are higher than those of S2. Thus the informative score is effective at driving the search for good k-trees; yet it does not scale on large data sets as we will see later. As for our methods, k-G samples a larger number of orders than k-A* does and this allows it to achieve higher scores, even if it sub-optimally deals with each single order. Such statistics show a similar pattern also in the next experiments.

4.4 Small data sets

We now present experiments on the data sets already considered by Nie et al. (2016). They involve up to 100 variables. We set the bounded treewidth to $k = 4$. We allow each method to run for ten minutes. We perform 10 experiments on each data set and we report the median scores in Table 2. Our results are not comparable with those reported by Nie et al. (2016) since we use BIC score while they use the BDeu score.

DATASET	VAR.	GOBNILP	TWILP	S2	S2+	k-G	k-A*
nursery	9	-72159	-72159	-72159	-72159	-72159	-72159
breast	10	-2698	-2698	-2698	-2698	-2698	-2698
housing	14	-3185	-3213	-3252	-3247	-3206	-3203
adult	15	-200142	-200340	-201235	-200926	-200431	-200363
letter	17	-181748	-190086	-189539	-186815	-183369	-183241
zoo	17	-608	-620	-620	-619	-615	-613
mushroom	22	-53104	-68298	-68670	-64769	-57021	-55785
wdbc	31	-6919	-7190	-7213	-7209	-7109	-7088
audio	62	-2173	-2277	-2283	-2208	-2201	-2185
community	100	-77555		-107252	-88350	-82633	-82003
hill	100	-1277		-1641	-1427	-1284	-1279

Table 2: Comparison between treewidth-bounded structural learning algorithms on the data sets already analyzed by Nie et al. (2016). The highest-scoring solution with limited treewidth is boldfaced. In the first column as term of comparison we report the score of the solution obtained by Gobnilp without bound on the treewidth.

On the smallest data sets all methods (including Gobnilp) achieve the same score. As the data sets becomes larger, both k-A* and k-G achieve higher scores than S2, S2+ and TWILP (which does not achieve the exact solution). Between our two novel algorithms, k-A* has a slight advantage over k-G.

4.5 Large data sets

We now consider 10 large data sets ($100 \leq n \leq 400$) listed in Table 3. We no longer run TWILP, as it is unable to handle this number of variables.

Data set	n	Data set	n	Data set	n	Data set	n	Data set	n
Audio	100	Netflix	100	Retail	135	Andes	223	Pumsb-star	163
Jester	100	Accidents	111	Kosarek	190	MSWeb	294	DNA	180

Table 3: *Large* data sets sorted according to the number of variables.

We consider the following treewidths: $k \in \{2, 5, 8\}$. We split each data set randomly into three subsets. Thus for each treewidth we run $10 \cdot 3 = 30$ structural learning experiments.

We let each method run for one hour. For S2+, we adopt a more favorable approach, allowing it to run for one hour; if after one hour the first k-tree was not yet solved, we allow it to run until it has solved the first k-tree.

In Table 4 we report how many times each method wins against another for each treewidth, out of 30 experiments. The entries are boldfaced when the number of victories of an algorithm over another is statistically significant (p-value < 0.05) according to the sign-test. Consistently for any chosen treewidth, k-G is significantly better than any competitor, including k-A*; moreover, k-A* is significantly better than both S2 and S2+.

This can be explained by considering that k-G explores more orders than k-A*, as for a given order it only finds an approximate solution. The results suggest that it is more important to explore many orders instead of obtaining the optimal DAG given an order.

	k-A*	S2	S2+
k-G	29/20/24	30/30/29	30/30/30
k-A*		29/27/20	29/27/21
S2			12/13/30

Table 4: Result on the 30 experiments on large data sets. Each cell report how many times the row algorithm yields a higher score than the column algorithm for treewidth 2/5/8. For instance k-G wins on all the 30 data sets against S2+ for each considered treewidth.

4.6 Very large data sets

Eventually we consider 14 very large data sets, containing between 400 and 10000 variables. We split each algorithm in three subsets. We thus perform $14 \cdot 3 = 42$ structural learning experiments with each algorithm.

We include three randomly-generated synthetic data sets containing 2000, 4000 and 10000 variables respectively. These networks have been generated using the software BNGenerator⁵. Each variable has a number of states randomly drawn from 2 to 4 and a number of parents randomly drawn from 0 to 6.

The only two algorithms able to cope with these data sets are k-G and S2. For all the experiments, both k-A* and S2+ fail to find even a single solution in the allowed time limit; we verified this is not due to memory issues. Among them, k-G wins 42 times out of 42; this dominance is clearly significant. This result is consistently found under each choice of treewidth ($k = 2, 5, 8$). On average, the improvement of k-G over S2 fills about 60% of the gap which separates S2 from the unbounded solver.

The W-scores of such 42 structural learning experiments are summarized in Figure 3. For both S2 and k-G, a larger treewidth allows to recover a higher-scoring graph. In turn this decreases the W-score. However k-G scales better than S2 with respect to the treewidth; its W-score decreases more sharply with the treewidth. For S2, the difference between the treewidth seems negligible from the figure. This is due to the fact that the graph learned are actually sparse.

Data set	n	Data set	n	Data set	n	Data set	n	Data set	n
Diabets	413	EachMovie	500	Reuters-52	889	BBC	1058	R4	4000
Pigs	441	Link	724	C20NG	910	Ad	1556	R10	10000
Book	500	WebKB	839	Munin	1041	R2	2000		

Table 5: Very large data sets sorted according to the number n of variables.

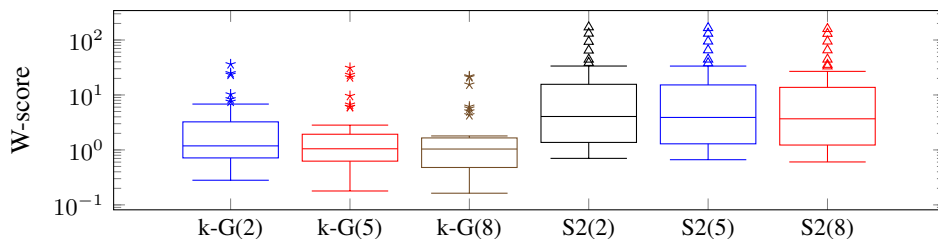


Figure 3: Boxplots of the W-scores, summarizing the results over $14 \cdot 3 = 42$ structural learning experiments on very large data sets. Lower W-scores are better. The y-axis is shown in logarithmic scale. In the label of the x-axis we also report the adopted treewidth for each method: 2, 5 or 8.

5 Conclusion

We presented two novel approaches for treewidth-bounded structure learning of Bayesian networks. Our approaches scale up both in the number of variables and in the value of the treewidth; they consistently outperform the competitors.

References

- Berg J., Järvisalo M., and Malone B. Learning optimal bounded treewidth Bayesian networks via maximum satisfiability. In *AISTATS-14: Proceedings of the 17th International Conference on Artificial Intelligence and Statistics*, 2014.
- Cussens J. Bayesian network learning with cutting planes. In *UAI-11: Proceedings of the 27th Conference Annual Conference on Uncertainty in Artificial Intelligence*, pages 153–160. AUAI Press, 2011.

⁵<http://sites.poli.usp.br/pmr/ltd/Software/BNGenerator/>

- Elidan G. and Gould S. Learning bounded treewidth Bayesian networks. In *Advances in Neural Information Processing Systems 21*, pages 417–424. Curran Associates, Inc., 2009.
- Korhonen J. H. and Parviainen P. Exact learning of bounded tree-width Bayesian networks. In *Proc. 16th Int. Conf. on AI and Stat.*, page 370–378. JMLR W&CP 31, 2013.
- Kwisthout J. H. P., Bodlaender H. L., and van der Gaag L. C. The necessity of bounded treewidth for efficient inference in Bayesian networks. In *ECAI-10: Proceedings of the 19th European Conference on Artificial Intelligence*, 2010.
- Nie S., Mauá D. D., de Campos C. P., and Ji Q. Advances in learning Bayesian networks of bounded treewidth. In *Advances in Neural Information Processing Systems*, pages 2285–2293, 2014.
- Nie S., de Campos C. P., and Ji Q. Learning Bounded Tree-Width Bayesian Networks via Sampling. In *ECSQARU-15: Proceedings of the 13th European Conference on Symbol and Quantitative Approaches to Reasoning with Uncertainty*, pages 387–396, 2015.
- Nie S., de Campos C. P., and Ji Q. Learning Bayesian networks with bounded treewidth via guided search. In *AAAI-16: Proceedings of the 30th AAAI Conference on Artificial Intelligence*, 2016.
- Parviainen P., Farahani H. S., and Lagergren J. Learning bounded tree-width Bayesian networks using integer linear programming. In *Proceedings of the 17th International Conference on Artificial Intelligence and Statistics*, 2014.
- Patil H. P. On the structure of k-trees. *Journal of Combinatorics, Information and System Sciences*, pages 57–64, 1986.
- Scanagatta M., de Campos C. P., Corani G., and Zaffalon M. Learning Bayesian Networks with Thousands of Variables. In *NIPS-15: Advances in Neural Information Processing Systems 28*, pages 1855–1863, 2015.
- Teyssier M. and Koller D. Ordering-based search: A simple and effective algorithm for learning Bayesian networks. *CoRR*, abs/1207.1429, 2012.