



Ethnic inequalities in doctor-patient communication regarding personal care plans: the mediating effects of positive mental wellbeing

Journal:	<i>Ethnicity and Health</i>
Manuscript ID	CETH-2016-0149.R2
Manuscript Type:	Original Manuscript
Keywords:	ethnicity, doctor, patient, mental well being, personal care plan

SCHOLARONE™
Manuscripts

1
2
3
4
5
6
7
8
9
10
11
12
13
14
15
16
17
18
19
20
21
22
23
24
25
26
27
28
29
30
31
32
33
34
35
36
37
38
39
40
41
42
43
44
45
46
47
48
49
50
51
52
53
54
55
56
57
58
59
60

Ethnic inequalities in doctor-patient communication regarding personal care plans: the mediating effects of positive mental wellbeing

Kanayo Umeh*

*School of Natural Sciences & Psychology, Liverpool John Moores University,
Liverpool, UK

Corresponding Author at

Kanayo F Umeh

School of Natural Sciences & Psychology, Liverpool John Moores University,
Liverpool, UK, L3 3AF. Email: f.k.umeh@ljmu.ac.uk

Telephone: (+44)1519036310

KEY WORDS

Ethnicity; doctor; patient; mental wellbeing; personal care plan

Abstract

Objective: There is limited understanding of ethnic inequalities in doctor-patient communication regarding personal care plans (PCPs). This study investigated the mediating effects of positive mental wellbeing on differences in PCP-related doctor-patient communication amongst South Asian and Caucasian UK residents.

Design: Data from 10980 respondents to the 2013 Health Survey for England was analysed using bootstrapping methods. Constructs from the WEMWBS (*Warwick and Edinburgh Mental Wellbeing Scale*) (Stewart-Brown and Janmohamed 2008) were assessed as mediators of relations between ethnicity and several doctor-patient communication variables, including PCP-related interactions; (a) had a PCP-related discussion about a long-term condition with a doctor/nurse, and (b) had this conversation within the past year, (c) agreed to a PCP with a health professional; and (d) talked to a doctor in the past 2 weeks.

Results: Bootstrapped mediation analysis (Hayes 2013) showed that three positive mind-sets mediated associations between ethnicity and doctor-patient contact, including PCP-related communication. Being able to make up one's mind ($ab = -0.05$; BC_a CI [-0.14, 0.01]) mediated the effect of ethnicity on agreeing to a PCP, while having energy to spare ($ab = 0.07$; BC_a CI [-0.04, 0.12]), and feeling good about oneself ($ab = 0.03$; BC_a CI [0.01, 0.07]), mediated ethnic effects on talking to a doctor during the past fortnight. The mediating effect of reported energy persisted after controlling for medical history, perceived health, and other covariates.

1
2
3 **Conclusions:** Ethnic disparities in doctor-patient interaction, including PCP-related
4 communication, are partly explained by positive mental wellbeing. Gauging positive
5 psychological moods in patients, particularly self-worth, self-perceived vigour and
6
7
8
9
10
11
12
13
14
15
16
17
18
19
20
21
22
23
24
25
26
27
28
29
30
31
32
33
34
35
36
37
38
39
40
41
42
43
44
45
46
47
48
49
50
51
52
53
54
55
56
57
58
59
60

As PCPs may have direct implications for patient health it is important for health professionals to address deficits in psychological functioning that may precipitate ethnic inequalities in setting up PCPs.

KEY WORDS

Ethnicity; doctor; patient; mental wellbeing; personal care plan

1. Introduction

The role of mental wellbeing in health outcomes is a rapidly growing research domain (Salovey et al. 2000, Bahremand et al. 2016, Brummett et al. 2009, Casellas-Grau, Font, and Vives 2014, Galante et al. 2014, Kulczycka, Sysa-Jedrzejowska, and Robak 2011, Santos et al. 2013, Gallan et al. 2013, Ogrodniczuk, Piper, and Joyce 2008, Branstrom, Duncan, and Moskowitz 2011, Dubois et al. 2012, Edwards and Cooper 1988). A positive state of mind has been implicated in favourable health outcomes, such as healthy lifestyles, reduced risk of psychological illness (Salovey et al. 2000), adaptive coping in stressful situations (Folkman 1997, Edwards and Cooper 1988), and improved cardiovascular functioning (Dubois et al. 2012). Given the widespread emphasis on patient-centered care, (Kane et al. 2015, Lawrence and Kinn 2012, Tzelepis et al. 2014), there is some interest in identifying positive psychological attributes that facilitate doctor-patient interactions (Gallan et al. 2013, Cegala, Street, and Clinch 2007, Ogrodniczuk, Piper, and Joyce 2008, Visser, Deliens, and Houttekier 2014).

Doctor-patient consultations can be stressful for patients (Gallan et al. 2013, Cegala, Street, and Clinch 2007). This can be particularly so when patients are required to set up a *personal care plan* (PCP) in order, for example, to effectively manage a chronic health condition (Jansen, Heijmans, and Rijken 2015), recover from an illness/injury (Tarkin, Sop, and Pape 2008), or simply to cope with stress (Tvrđik et al. 2015). A PCP is a written document that identifies specific treatment goals for a patient (e.g., 5% less blood sugar) and activities to achieve them (e.g., taking medication). The plan is agreed to by the patient and their doctor, or health care team (Coulter, Roberts, and Dixon 2013). Having a PCP has been implicated in improved health outcomes for patients (Hird et al. 2015, Coulter et al. 2015). Nevertheless, setting up a PCP can be challenging for patients because it may involve prolonged (and periodic) doctor-patient consultations, during which potentially difficult

1
2
3 treatment decisions have to be made, and/or challenging goals need to be agreed to, subject to
4
5 review at a later date (Diabetes UK 2009). For patients, having a positive mood in this
6
7 context can facilitate adaptive coping processes (e.g., focusing on problem solving) that
8
9 enable a more productive dialogue with a health professional (Folkman 1997, Edwards and
10
11 Cooper 1988).
12

13
14 Positive mental wellbeing broadens an individual's range of thoughts and actions (e.g.,
15
16 making new friends), which in turn builds enduring physical, social, and intellectual
17
18 resources (e.g., being more polite) (Fredrickson 1998, 2001, 2004, Fredrickson et al. 2008).
19
20 This can have significant benefits for PCP-related liaisons (Ogrodniczuk, Piper, and Joyce
21
22 2008). For example, evidence suggests positive-minded patients interact more with health
23
24 professionals (Gallan et al. 2013). By contrast, less expression of positive emotion in patients
25
26 has been associated with more negative dispositions in doctors (Ogrodniczuk, Piper, and
27
28 Joyce 2008). Nevertheless, despite the potential value of good mental wellbeing for
29
30 satisfactory doctor-patient liaisons (Ogrodniczuk, Piper, and Joyce 2008, Paternotte et al.
31
32 2015), and health outcomes in general (Dubois et al. 2012, Edwards and Cooper 1988,
33
34 Casellas-Grau, Font, and Vives 2014), it is unclear how positive moods affect PCP-related
35
36 doctor-patient interactions.
37
38
39

40
41 Mental wellbeing may be particularly relevant in *intercultural* consultations to reach a
42
43 PCP agreement (Paternotte et al. 2015). Studies suggest ethnic inequalities in doctor-patient
44
45 interactions (Burt et al. 2016, Volz, Moore, and Belkora 2015, Ahmed et al. 2015, Croker et
46
47 al. 2013, Wong et al. 2014, Murray-Garcia et al. 2000, Lyratzopoulos et al. 2012). In the UK
48
49 people of South Asian descent generally report poorer doctor-patient experiences compared
50
51 with Caucasians (Ahmed et al. 2015, Burt et al. 2016). An analysis of data from the *English*
52
53 *GP Patient Survey* (including 190,582 patients across 1,068 practices) found that
54
55 Bangladeshi, Pakistani, and Indian patients reported worse doctor-patient communication,
56
57
58
59
60

1
2
3 compared with White British patients. Another study (data from 1,599,801 respondents)
4
5 found significant differences in doctor-patient interactions between White British responders,
6
7 and those of Pakistani and Bangladeshi descent (Burt et al. 2016). South Asians reported
8
9 more negative experiences (e.g., degree of involvement in decision making, having
10
11 tests/treatments explained). This ethnic difference was magnified amongst older and female
12
13 respondents, suggesting age and gender play an important role.
14
15

16
17 A recent systematic review of the literature in this area identified negative psychological
18
19 factors (e.g., perceived prejudice) affecting intercultural doctor-patient interactions
20
21 (Paternotte et al. 2015). While evidence suggests positive mental wellbeing can help improve
22
23 the patients' experience (Folkman 1997, Edwards and Cooper 1988, Salovey et al. 2000,
24
25 Fredrickson 1998), it is unclear to how this applies to PCP consultations, particularly in an
26
27 intercultural context (Paternotte et al. 2015). A qualitative study of South Asian adults
28
29 diagnosed with diabetes found that participants made limited contact with their doctor during
30
31 fasting (Patel et al. 2015), suggesting any necessary PCP-related communication is unlikely
32
33 to have taken place. Psychological dispositions were generally negative (e.g., anxiety),
34
35 suggesting a more positive mind-set might play an important *mediating* role, for example, by
36
37 motivating patients to contact their doctor (Fredrickson 1998, Edwards and Cooper 1988,
38
39 Folkman 1997). However, to the best of my knowledge, no study has tested this proposition.
40
41
42

43
44 Existing literature is constrained by the fact that most studies examine the *direct* role of
45
46 ethnicity (Ahmed et al. 2015, Burt et al. 2016), and/or mental wellbeing (Butalid, Bensing,
47
48 and Verhaak 2014, Bahremand et al. 2016). It isn't possible to extrapolate mediation from
49
50 current evidence, as the requisite analytical conditions aren't usually met (Hayes 2013, 2009).
51
52 The picture is further compounded by the focus on *negative* mental wellbeing (e.g.,
53
54 dissatisfaction, perceived prejudice) (Paternotte et al. 2015), and narrowly defined 'patient'
55
56 groups (e.g., people recently registered with and/or presenting for treatment at a clinic or
57
58
59
60

1
2
3 hospital) (Burt et al. 2016). Regarding the latter point, most British residents have consulted a
4
5 health professional fairly recently (87% have seen their doctor in the past year) (IPSOS
6
7 MORI 2015), and hence can be considered ‘patients’ depending on the criteria used (Wolf et
8
9 al. 2014). The majority (59%) have been involved in planning their treatment and care
10
11 (IPSOS MORI 2015). Although PCPs are formally offered to people with long-term medical
12
13 conditions (Diabetes UK 2009), PCPs may also be discussed with people experiencing stress
14
15 (Tvrđik et al. 2015), or struggling with substance abuse (Hassan et al. 2009). Thus, it is
16
17 important to understand intercultural PCP-related consultations in a *broad* context that
18
19 involves the wider *public*, rather than a specific narrowly defined ‘patient’ group (Wolf et al.
20
21 2014).

22
23
24
25 Evidence for mediation would suggest it is a person’s positive state of mind, rather than
26
27 their cultural background per se, that *directly* accounts for ethnic disparities in PCP-related
28
29 communication. A positive mood may serve as a proxy variable, delineating psychological
30
31 interventions that help improve intercultural doctor-patient experiences. Thus, the present
32
33 study aimed to explore the notion that ethnicity predicts mental wellbeing, which in turn
34
35 predicts doctor-patient communication regarding PCPs. The study focused specifically on
36
37 South Asians and Caucasians, as these groups have shown reliable disparities in doctor-
38
39 patient interactions (Burt et al. 2016, Ahmed et al. 2015). Previous research suggests the
40
41 *frequency* of contact with health service providers may be a particular problem with South
42
43 Asian patients (Commander et al. 2004, Szczepura, Price, and Gumber 2008, Marlow,
44
45 Waller, and Wardle 2015). For example, South Asian patients of Muslim faith have been
46
47 found to make limited contact with their doctor during fasting (Patel et al. 2015). When South
48
49 Asian patients do make contact, they may be less involved in decisions about their care
50
51 (Ahmed et al. 2015, Burt et al. 2016). Thus, the frequency of doctor-patient contact, and also
52
53 their ability to agree to a care plan, are critical in understanding ethnic differences in this
54
55
56
57
58
59
60

1
2
3 context. Given evidence implicating mental wellbeing in doctor-patient consultations
4
5 (Paternotte et al. 2015), and the experiences of South Asians in this context (Patel et al.
6
7 2015), we hypothesised that positive psychological attributes mediate ethnic disparities in
8
9 PCP-related communication.
10

11 12 13 14 15 **2. Methods**

16 17 18 19 **2.1 Sample & procedure**

20
21 This study analysed archived cross-sectional data from the 2013 *Health Survey for England*
22
23 (HSE) national survey (Health Survey for England 2013). The HSE is an annual survey to
24
25 monitor the health of the general public in England UK. It is managed by the *Central Health*
26
27 *Monitoring Unit*, which is part of the UK *Department of Health*. The survey is conducted
28
29 annually and data is collected from a representative sample of peoples (aged 16 years and
30
31 over) living in private residential addresses. All eligible individuals in a household (a
32
33 maximum of 10) are invited to undergo an interview, and undertake height and weight
34
35 measurements. During each interview participants are asked structured questions about their
36
37 health, use of health services, and lifestyle. Adults filled in a self-completion questionnaire
38
39 booklet incorporating the WEMWBS (*Warwick-Edinburgh mental well-being scale*)
40
41 (Tennant et al. 2007, Stewart-Brown et al. 2009) and other measures. This interview is
42
43 followed shortly thereafter by a nurse visit, to conduct more measurements and collect more
44
45 (primarily biomedical) data. The study reported here analysed data from the 2013 survey,
46
47 with a sample size of 10980 participant records. The mean age was 41.35 years (SD 23.99).
48
49 There were 5955 (54.2%) females and 5025 (45.8%) males.
50
51
52
53
54
55
56
57
58
59
60

2.2 Doctor-patient communication

The primary focus here was the frequency of doctor-patient communication specifically relating to PCPs. The occurrence of such doctor-patient contact was depicted in a number of questions on PCP's and use of health services (Health Survey for England 2013). The interviewer read out the following statement, *'You mentioned earlier that you have a/some long term health condition(s). Doctors, nurses or other health workers sometimes have a special discussion with people with a long term condition, to look at the way that their health and care is managed. This is to make sure that people are given information and understand the options for their condition, are happy with the care they are receiving overall for their health, and know how they can be involved in decisions about their care'*. The interviewer then asked the following question: *'Have you had a conversation like this with your doctor, nurse or health worker about your long term condition(s)?'* ('Yes' ('1')/ 'No' ('0')/ 'Not sure'). If respondents answered 'Yes', they were then asked *'Was this in the last 12 months or longer ago?'* ('Longer ago' ('0')/ 'In last 12 months' ('1')). Next, the interviewer stated, *'Sometimes a doctor, nurse or other health worker will agree [to] a Personal Care Plan for someone with a long term condition, where they write down how the condition will be managed and who is involved in providing general health care or support'*. This was followed by the question, *'In the last 12 months, have you and a health professional agreed [to] a Personal Care Plan for your overall health and social care needs?'* ('Yes, have agreed [to] a personal care plan <=12 months ago' ('1')/ 'Yes, agreed [to] a personal care plan more >12 months ago' or 'No, do not have a personal care plan' (both scored '0')). The interviewer also asked about service use, *'The next few questions are about your GP and how often you use certain health services. During the two weeks ending yesterday, apart from any visit to a hospital, have you talked to a doctor on your own behalf, either in person or by telephone?'* ('Yes' ('1')/ 'No' ('0')). Consultations made on behalf of others were disregarded.

2.3 Mental well being

Respondents completed the WEMWBS (Stewart-Brown et al. 2009), which incorporates fourteen statements assessing positive psychological dispositions. This instrument is currently used in numerous surveys, and has generated good reliability and validity parameters (Tennant et al. 2007). Respondents first read the statement *'Below are some statements about feelings and thoughts. Please tick the box that best describes your experience of each over the last 2 weeks'*. The statements comprise the following: *'been feeling optimistic about the future'*, *'been feeling useful'*, *'been feeling relaxed'*, *'been feeling interested in other people'*, *'had energy to spare'*, *'been dealing with problems well'*, *'been thinking clearly'*, *'been feeling good about myself'*, *'been feeling close to other people'*, *'been feeling confident'*, *'been able to make up my own mind about things'*, *'been feeling loved'*, *'been interested in new things'*, and *'been feeling cheerful'*. Responses to each statement were indicated in a five-point Likert-style scale; 'None of the time' ('1'), 'Rarely' ('2'), 'Some of the time' ('3'), 'Often' ('4'), and 'All of the time' ('5'). Together, these fourteen items generated high internal consistency ($\alpha = 0.91$). Nevertheless, it was decided to treat the statements as single item measures, for several reasons: (a) weak effect sizes were expected, (b) the items were highly homogeneous ($\alpha > 0.90$), (c) items were semantically redundant (due to high internal consistency), which can negatively affect multiple item measures, and (d) the population was diverse (Diamantopoulos et al. 2012, Fuchs and Diamantopoulos 2009). Although multi-item measures can outperform single items when the sample size is over a certain cut-off (e.g., $N > 50$) (Diamantopoulos et al. 2012), both approaches may perform equally well with very large samples (Cheung and Lucas 2014).

2.4 Health status

General health status was gauged by various queries (Health Survey for England 2013), starting with the question 'How is your health in general? Would you say it was...', 'Very good' ('1'), 'Good' ('2'), 'Fair' ('3'), and 'Bad' ('4'), or 'Very bad' ('5'). The interviewer then read the following statement, 'This question asks you about any health conditions, illnesses or impairments you may have. Do you have any physical or mental health conditions or illnesses lasting or expected to last 12 months or more?' ('Yes' ('1')/ 'No' ('0')). The researcher then recorded up to six conditions or illnesses. This information was organised into the following categories, 'No longstanding illness' ('0'), 'One longstanding illness' ('1'), or 'Two or more longstanding illnesses' ('2').

2.5 Ethnicity

Ethnic status was derived from eighteen ethnic categories (Health Survey for England 2013): Respondents who self-identified as 'White' (English/Welsh/Scottish/Northern Irish/British), 'White -Irish', 'White - Gypsy or Irish Traveller' or 'Any other White background' were classified as 'Caucasian' (scored '1'). Individuals who identified themselves as 'Indian', 'Pakistani', or 'Bangladeshi' were labelled as 'South Asian' (scored '0').

3. Results

Data analysis was based on bootstrapping, using the PROCESS (version 2.15) SPSS add-on for statistical mediation analysis (Hayes 2013). Ethnicity was entered as variable 'X' (i.e., *Predictors*), while the four doctor-patient variables were each treated as variable 'Y' (i.e., *Outcomes*), in separate models. The fourteen WEMWBS items were each entered as variables 'M' (i.e., the *mediators*). These variables were analysed in two 'blocks'; the first block containing the first ten items from the WEMWBS, and the second block comprising the

1
2
3 remaining four attributes (the PROCESS software can only analyse a maximum of 10
4 mediators at once). Mediation analysis evaluates three regression pathways; the effect of X
5 on M ('*path a*'); the effect of M on Y ('*path b*'), and the effect of X on Y ('*path c*').
6
7
8 Mediation is inferred if paths 'a' and 'b' (i.e., the '*indirect effect*', or '*a*b*') are statistically
9 significant. Unlike the joint significance approach to mediation (Baron and Kenny 1986),
10 contemporary mediation analysis does not require '*path c*' (i.e., the '*direct effect*' of X on Y)
11 to be significant, in order to infer mediation (Hayes 2009). In all analyses the number of
12 bootstrap samples for bias-corrected bootstrap confidence intervals was 1000. Effect size
13 figures for indirect effects aren't generated for models using dichotomous outcome variables.
14 All analysis was performed using SPSS (version 23).
15
16
17
18
19
20
21
22
23
24
25
26

27 **3.1 Descriptive statistics**

28
29 *Table 1* shows the frequency data for ethnicity, the four doctor-patient communication
30 variables, and covariates. About two-thirds of respondents had no physical or mental health
31 conditions or illness lasting (or expected to last) 12 months or greater. About one-fifth had
32 one chronic illness, while just over 17% had two or more long-standing illnesses. The vast
33 majority of respondents (almost 80%) perceived their health as 'very good' or 'good'. The
34 sample was predominantly Caucasian (over 94%), albeit the absolute number of South Asians
35 approached 600 respondents. Over one-half of respondents had spoken with a doctor or nurse
36 about a chronic condition, and more than two-thirds had a conversation within the past year.
37 Over 60% did not provide valid data on making a PCP agreement. Of those who did, only
38 about one in ten agreed to a PCP within the past year. The remainder either didn't agree to a
39 PCP, or reached an agreement over 12 months ago. Finally, nearly 20% provided no valid
40 data on speaking to a doctor within the past fortnight. Of those who did, over four-fifths had
41 talked to a doctor within the past fortnight. *Table 2* shows the means and standard deviations
42
43
44
45
46
47
48
49
50
51
52
53
54
55
56
57
58
59
60

1
2
3 for mental wellbeing. The most strongly experienced dispositions were being able to make up
4 one's mind about things, feeling loved, and thinking clearly. Comparatively, the least
5 experienced attributes were having energy to spare, and feeling optimistic. On average all
6 psychological states were experienced at least 'sometimes'. The low standard errors are
7 consistent with the large sample size.
8
9
10
11
12

13
14
15
16 Insert Table I about here
17
18
19
20
21
22

23 Insert Table II about here
24
25
26
27
28

29 Insert Figure 1 about here
30
31
32
33
34
35

36 **3.2 Tests for mediation**

37
38 Significant $a*b$ pathways (i.e., 'indirect effects') only emerged in three configurations. In the
39 first configuration there was a significant indirect effect of ethnicity on agreeing to a PCP
40 with a health professional, through feeling able to make up one's mind about things, $ab = -$
41 0.05 , BC_a CI $[-0.14, -0.01]$. To determine the size of the indirect effect, I followed guidelines
42 in the literature, whereby Cohen's r effect size labels of 0.1 ('small'), 0.3 ('medium'), 0.5
43 ('large') (Cohen 1988) are first squared, since the indirect effect is a product of two pathways
44 ($a*b$) (Kenny 2015). Furthermore, since X (ethnicity) is dichotomous, Cohen's d is used for
45 path a (thus, effect size is $d \times r$), so 0.02 is 'small', 0.15 is 'medium', and 0.40 denotes 'large'
46 (Kenny 2015). Thus, it can be seen that the 'completely standardised indirect effect' (Hayes
47
48
49
50
51
52
53
54
55
56
57
58
59
60

2013) was ‘small’ to ‘medium’. Examination of the mediator pathway reveals the nature of the indirect effect (see *Figure 1*). Caucasians were less likely than South Asians to feel able to make up their own minds about things (*‘path a’*). However, respondents who often felt able to make up their minds were less likely to have agreed to a PCP with a health professional (*‘path b’*). There was no direct effect of ethnicity on the outcome variable (*‘path c’*). The total model (i.e., the indirect effect + direct effect) was not significant. The normal theory (i.e., Sobel) tests for specific indirect effects did not demonstrate mediation. However, the Sobel test is highly conservative with high *Type II* error rates (Hayes 2013).

The second and third indirect effects involved the same outcome variable – talked to a doctor within the past two weeks. In the second a*b configuration, there was a significant indirect effect of ethnicity on feeling one ‘had energy to spare’, $ab = 0.07$, BC_a CI [0.04, 0.12]. Observation of the mediated pathway (*Figure 2*) showed that Caucasians were less likely to feel energetic compared with South Asians (*‘path a’*). However, individuals who often had spare energy were less likely to have spoken with a doctor in the past fortnight (*‘path b’*). In the third a*b configuration ethnicity had a significant indirect effect on the doctor-patient outcome, through the positive disposition ‘feeling good about myself’, $ab = 0.03$, BC_a CI [0.01, 0.07]. This mediator effect is illustrated in *Figure 3*. Caucasians were less likely to feel good about themselves compared with South Asians (*‘path a’*). However, respondents who often felt good about themselves were less likely to have communicated with a doctor recently (*‘path b’*). For both mediator effects the completely standardised indirect effect size ranged from ‘small to medium’. Ethnicity had no *direct* effect on the outcome variable in either mediator effect (*‘path c’*). Furthermore, the total effect of ethnicity on the outcome (i.e., indirect effect + direct effect) was not significant. Interestingly, the normal theory (i.e., Sobel) tests for specific indirect effects confirmed the bootstrapped

1
2
3 mediator effects of having energy to spare ($z = 3.88, p < 0.001$), and feeling good about
4
5 myself ($z = 2.40, p < 0.05$), despite the Sobel tests high *Type II* error rates.
6
7

8
9
10 Insert Figure 2 about here
11
12
13
14
15

16
17 Insert Figure 3 about here
18
19
20

21 **3.3 Controlling for covariates**

22
23 To ascertain the robustness of the observed mediator effects, it was decided to rerun the
24
25 analysis controlling for existing chronic illness, self-perceived health, age and gender. A
26
27 history of chronic illness has been associated with greater healthcare utilisation, in both
28
29 primary and secondary settings (Palladino et al. 2016). Self-perceived health has also been
30
31 implicated in this context (Thomas and Borrayo 2007). Furthermore, doctor visits become
32
33 more frequent with age, and women are generally more likely to visit a health professional
34
35 (Din, Zugman, and Khashper 2014). After accounting for these covariates the indirect effect
36
37 of ethnicity on reaching a PCP agreement (through making up one's mind about things) was
38
39 no longer significant. Controlling for covariates also negated the indirect effect of ethnicity
40
41 on the likelihood of speaking to a doctor in the past two weeks (through feeling good about
42
43 oneself). However, the mediating effect of feeling energetic stayed significant, with the lower
44
45 bootstrapped confidence interval remaining slightly above zero, $ab = 0.02, BC_a CI [0.00,$
46
47 $0.05]$. This was confirmed by the conservative Sobel test for indirect effects, which also
48
49 showed a significant mediator effect for this psychological state, ($z = 2.04, p < 0.05$).
50
51
52
53
54
55
56
57
58
59
60

4. Discussion

As hypothesised several aspects of mental wellbeing mediated associations between ethnicity and doctor-patient interactions, including the frequency of PCP-related communication. The findings extend previous work on *intercultural* doctor-patient liaisons, which hitherto largely focused on negative mindsets, and did not specifically examine PCP-related contact (Paternotte et al. 2015). Ethnicity wasn't directly related to doctor-patient communication. The discrepancy may be attributable to methodological differences. Previous studies focused on narrowly defined 'patient' groups (Burt et al. 2016), whereas the present study involved the general public. Since the public don't engage as frequently with health professionals, compared to hospitalised 'patients' for example (Ahmed et al. 2015), ethnicity may play a more distal (i.e., indirect) role in PCP-related communication. By contrast, cultural frustrations may surface once 'patients' begin to engage health professionals with higher regularity and/or for longer duration (Paternotte et al. 2015). Ethnic based vexations (e.g., language barriers) then impede PCP-related decisions, for example regarding treatment or goal-setting (Paternotte et al. 2015). In this context ethnicity may *directly* predict doctor-patient relations. However, as most British residents (almost 90%) have seen their doctor within the past year (IPSOS MORI 2015), the exact point at which ethnicity becomes salient is arguable, and requires further research.

South Asians were more likely to feel energetic. This disposition may partially explain the poorer doctor-patient communication amongst South Asians reported in the literature (Patel et al. 2015, Ahmed et al. 2015). If one feels lively, there is less motivation to contact a doctor to discuss a PCP (even if it is necessary to do so, due to an underlying medical condition, or substance abuse problem for example), notwithstanding various other cultural and religious disincentives (Patel et al. 2015). This seems to contradict the notion that positive-minded patients interact more readily with health professionals (Gallan et al. 2013).

1
2
3 However, perceived energy levels may transcend individual mental wellbeing, perhaps
4
5 echoing the nuclear versus extended family structures dominant in Caucasian and South
6
7 Asian communities, respectively (Owen 2006). Extended family members often live in close
8
9 proximity (Goodley, Runswick-Cole, and Mahmoud 2013). Thus, they can support one
10
11 another, both emotionally and financially, such that individual members generally feel less
12
13 fatigued (e.g., Cousins or grandparents assisting with child care). However, these conditions
14
15 may be confounded by other cultural or religious factors. For example, many UK South
16
17 Asians are of Muslim faith, and hence partake in fasting (abstention from food and fluid
18
19 intake for one month during daylight hours) (Maughan, Fallah, and Coyle 2010). Dietary
20
21 intake shifts from daytime to the hours of darkness, disrupting normal sleep patterns, and
22
23 potentially creating a sense of fatigue (Maughan, Fallah, and Coyle 2010). Thus, South
24
25 Asians may experience more fatigue at certain times of the year (Ramadan), albeit with
26
27 negligible impact on service use (Patel et al. 2015).
28
29
30

31
32 People who feel positive build better psychological resilience, and cope better with life's
33
34 challenges (Fredrickson 1998, 2001). They are less likely to fall sick and hence visit a doctor
35
36 (Salovey et al. 2000). Indeed, the present data revealed inverse associations between a
37
38 positive mindset and doctor-patient contact. However, this can be problematic for ethnic
39
40 communities experiencing a surplus risk for chronic diseases or substance abuse problems
41
42 that require PCPs and close monitoring. For example, South Asians felt more energetic, and
43
44 respondents who felt this way were less likely to have contacted a doctor recently. Given the
45
46 surplus diabetes risk in the South Asian community (Tillin et al. 2013) and the importance of
47
48 PCPs in diabetes management (Diabetes UK 2009), any mindset that discourages interaction
49
50 with health professionals is undesirable (Patel et al. 2015).
51
52
53

54 The most significant (and curious) finding of this report is that feeling energetic
55
56 continued to mediate the effect of ethnicity on doctor-patient contact, despite controlling for
57
58
59
60

1
2
3 health status. General fatigue has been a common patient complaint in clinical consultations,
4
5 and may reflect psychological and/or physiological processes (Berrios 1990). Feeling
6
7 energetic (i.e., absence of fatigue) now appears to denote important ethnic undertones that
8
9 transcend illness considerations and, more importantly, have rarely been highlighted in the
10
11 literature on intercultural doctor-patient liaisons (Paternotte et al. 2015). It is possible South
12
13 Asians may contact health professionals *less* often than Caucasians partly due to greater
14
15 perceived vigour, irrespective of medical status. If so, this can be dangerous for individuals
16
17 suffering medical or behavioural problems (including undiagnosed conditions) that require
18
19 close monitoring via PCPs (Diabetes UK 2009). Further research is needed to understand the
20
21 underlying cultural factors.
22
23
24
25
26

27 **4.1 Limitations**

28
29 This study has several limitations. Firstly, the outcome measures emphasised *frequency* of
30
31 contact between doctor and patient (e.g., whether respondents had spoken with a doctor with
32
33 the past fortnight/year), rather than the *quality* of experience (e.g., how satisfied patients felt
34
35 about their most recent PCP consultation) (Wolf et al. 2014). While agreeing to a PCP may
36
37 denote a productive doctor-patient liaison, there is no way to know from the present data how
38
39 satisfied patients felt about their experiences with the health service (e.g., equal involved in
40
41 the decision making process). Secondly, other key intercultural dimensions from the doctor-
42
43 patient literature weren't captured (e.g., communication with a patient's relatives, or language
44
45 barriers) (Paternotte et al. 2015). Additionally, while some demographic factors (age and
46
47 gender) were treated covariates, the analysis made no adjustments for socio-economic status.
48
49 However, socio-economic standing hasn't emerged as a particularly salient theme in previous
50
51 research on intercultural doctor-patient communication (Paternotte et al. 2015), or care
52
53 planning (Coulter et al. 2015). Fourthly, the absence of a direct effect of ethnicity on doctor-
54
55
56
57
58
59
60

1
2
3 patient outcomes (i.e., *path c*) seems to violate the 'Joint Significance' approach to mediation
4
5 (Baron and Kenny 1986). However, as mentioned before, contemporary ('bootstrapping')
6
7 interpretations don't require a direct association between X and Y, in order to demonstrate
8
9 mediation (Hayes 2009, 2013). Finally, the use of single-item measures may generate
10
11 concern (Diamantopoulos et al. 2012), albeit evidence suggests they work similarly to multi-
12
13 item measures with very large samples (Cheung and Lucas 2014).
14
15
16
17

18 **4.2 Conclusions**

20 The present findings extend existing literature in several ways. Firstly, the results show that,
21
22 amongst the general public, ethnic differences in doctor-patient interactions, including the
23
24 frequency of PCP-related communication, are partly elucidated by positive mental wellbeing.
25
26 Secondly, these mediator effects may attenuate after controlling for health status and other
27
28 covariates. However, the state of feeling energetic transcends differentials in medical
29
30 condition, denoting robust cultural underpinnings that need further exploration. South Asians
31
32 felt more energetic than Caucasians, a disposition that may partly explain poorer doctor-
33
34 patient communication in the former community, and may have dangerous implications for
35
36 patients suffering conditions (diagnosed or otherwise) that require PCPs.
37
38
39

40 Hitherto primary responsibility for improving intercultural doctor-patient liaisons, by
41
42 projecting a positive psychological demeanour (e.g., showing empathy), has been assigned to
43
44 doctors/nurses (Paternotte et al. 2015). This has been particularly so regarding South Asian
45
46 patients, who may be reluctant to engage with health professionals (Patel et al. 2015), and
47
48 hence have fewer opportunities to set up and/or review a PCP. The present study shifts the
49
50 focus back to the patients. Given the surplus diabetes risk in South Asians, it is essential that
51
52 websites, organisations, and professionals that provide this community with health
53
54 information highlight the importance of PCPS, and recommend engaging regularly with
55
56
57
58
59
60

1
2
3 health providers, despite perceived vigour that may suggest good health. It is also important
4
5 for health providers to consider how mental wellbeing in patients can be used to improve
6
7 doctor-patient contact, and their capacity to discuss and agree to a care plan. As mental
8
9 wellbeing seems relatively deficient in Caucasians, this ethnic group may benefit the most
10
11 from any educational or training initiatives designed to augment favourable psychological
12
13 dispositions.
14
15

16 17 18 19 **5. References**

- 20
21
22
23 Ahmed, F., G. A. Abel, C. E. Lloyd, J. Burt, and M. Roland. 2015. "Does the availability of a
24
25 South Asian language in practices improve reports of doctor-patient communication
26
27 from South Asian patients? Cross sectional analysis of a national patient survey in
28
29 English general practices." *BMC Fam Pract* 16:55. doi: 10.1186/s12875-015-0270-5.
30
31
32 Bahremand, M., M. Alikhani, A. Zakiei, P. Janjani, and A. Aghei. 2016. "Emotion Risk-
33
34 Factor in Patients with Cardiac Diseases: The Role of Cognitive Emotion Regulation
35
36 Strategies, Positive Affect and Negative Affect (A Case-Control Study)." *Glob J*
37
38 *Health Sci* 8 (1):173-9. doi: 10.5539/gjhs.v8n1p173.
39
40
41 Baron, R. M., and D. A. Kenny. 1986. "The moderator-mediator variable distinction in social
42
43 psychological research: conceptual, strategic, and statistical considerations." *J Pers*
44
45 *Soc Psychol* 51 (6):1173-82.
46
47
48 Berrios, G. E. 1990. "Feelings of fatigue and psychopathology: a conceptual history." *Compr*
49
50 *Psychiatry* 31 (2):140-51.
51
52
53
54
55
56
57
58
59
60
61
62
63
64
65
66
67
68
69
70
71
72
73
74
75
76
77
78
79
80
81
82
83
84
85
86
87
88
89
90
91
92
93
94
95
96
97
98
99
100
101
102
103
104
105
106
107
108
109
110
111
112
113
114
115
116
117
118
119
120
121
122
123
124
125
126
127
128
129
130
131
132
133
134
135
136
137
138
139
140
141
142
143
144
145
146
147
148
149
150
151
152
153
154
155
156
157
158
159
160
161
162
163
164
165
166
167
168
169
170
171
172
173
174
175
176
177
178
179
180
181
182
183
184
185
186
187
188
189
190
191
192
193
194
195
196
197
198
199
200
201
202
203
204
205
206
207
208
209
210
211
212
213
214
215
216
217
218
219
220
221
222
223
224
225
226
227
228
229
230
231
232
233
234
235
236
237
238
239
240
241
242
243
244
245
246
247
248
249
250
251
252
253
254
255
256
257
258
259
260
261
262
263
264
265
266
267
268
269
270
271
272
273
274
275
276
277
278
279
280
281
282
283
284
285
286
287
288
289
290
291
292
293
294
295
296
297
298
299
300
301
302
303
304
305
306
307
308
309
310
311
312
313
314
315
316
317
318
319
320
321
322
323
324
325
326
327
328
329
330
331
332
333
334
335
336
337
338
339
340
341
342
343
344
345
346
347
348
349
350
351
352
353
354
355
356
357
358
359
360
361
362
363
364
365
366
367
368
369
370
371
372
373
374
375
376
377
378
379
380
381
382
383
384
385
386
387
388
389
390
391
392
393
394
395
396
397
398
399
400
401
402
403
404
405
406
407
408
409
410
411
412
413
414
415
416
417
418
419
420
421
422
423
424
425
426
427
428
429
430
431
432
433
434
435
436
437
438
439
440
441
442
443
444
445
446
447
448
449
450
451
452
453
454
455
456
457
458
459
460
461
462
463
464
465
466
467
468
469
470
471
472
473
474
475
476
477
478
479
480
481
482
483
484
485
486
487
488
489
490
491
492
493
494
495
496
497
498
499
500
501
502
503
504
505
506
507
508
509
510
511
512
513
514
515
516
517
518
519
520
521
522
523
524
525
526
527
528
529
530
531
532
533
534
535
536
537
538
539
540
541
542
543
544
545
546
547
548
549
550
551
552
553
554
555
556
557
558
559
560
561
562
563
564
565
566
567
568
569
570
571
572
573
574
575
576
577
578
579
580
581
582
583
584
585
586
587
588
589
590
591
592
593
594
595
596
597
598
599
600
601
602
603
604
605
606
607
608
609
610
611
612
613
614
615
616
617
618
619
620
621
622
623
624
625
626
627
628
629
630
631
632
633
634
635
636
637
638
639
640
641
642
643
644
645
646
647
648
649
650
651
652
653
654
655
656
657
658
659
660
661
662
663
664
665
666
667
668
669
670
671
672
673
674
675
676
677
678
679
680
681
682
683
684
685
686
687
688
689
690
691
692
693
694
695
696
697
698
699
700
701
702
703
704
705
706
707
708
709
710
711
712
713
714
715
716
717
718
719
720
721
722
723
724
725
726
727
728
729
730
731
732
733
734
735
736
737
738
739
740
741
742
743
744
745
746
747
748
749
750
751
752
753
754
755
756
757
758
759
760
761
762
763
764
765
766
767
768
769
770
771
772
773
774
775
776
777
778
779
780
781
782
783
784
785
786
787
788
789
790
791
792
793
794
795
796
797
798
799
800
801
802
803
804
805
806
807
808
809
810
811
812
813
814
815
816
817
818
819
820
821
822
823
824
825
826
827
828
829
830
831
832
833
834
835
836
837
838
839
840
841
842
843
844
845
846
847
848
849
850
851
852
853
854
855
856
857
858
859
860
861
862
863
864
865
866
867
868
869
870
871
872
873
874
875
876
877
878
879
880
881
882
883
884
885
886
887
888
889
890
891
892
893
894
895
896
897
898
899
900
901
902
903
904
905
906
907
908
909
910
911
912
913
914
915
916
917
918
919
920
921
922
923
924
925
926
927
928
929
930
931
932
933
934
935
936
937
938
939
940
941
942
943
944
945
946
947
948
949
950
951
952
953
954
955
956
957
958
959
960
961
962
963
964
965
966
967
968
969
970
971
972
973
974
975
976
977
978
979
980
981
982
983
984
985
986
987
988
989
990
991
992
993
994
995
996
997
998
999
1000

- 1
2
3 Swedish population-based sample." *Br J Health Psychol* 16 (Pt 2):300-16. doi:
4
5 10.1348/135910710X501683.
6
- 7 Brummett, B. H., M. C. Morey, S. H. Boyle, and D. B. Mark. 2009. "Prospective Study of
8
9 Associations Among Positive Emotion and Functional Status in Older Patients With
10
11 Coronary Artery Disease." *Journals of Gerontology Series B-Psychological Sciences*
12
13 *and Social Sciences* 64 (4):461-469. doi: 10.1093/geronb/gbp041.
14
15
- 16 Burt, J., C. Lloyd, J. Campbell, M. Roland, and G. Abel. 2016. "Variations in GP-patient
17
18 communication by ethnicity, age, and gender: evidence from a national primary care
19
20 patient survey." *Br J Gen Pract* 66 (642):e47-52. doi: 10.3399/bjgp15X687637.
21
22
- 23 Butalid, L., J. M. Bensing, and P. F. M. Verhaak. 2014. "Talking about psychosocial
24
25 problems: An observational study on changes in doctor-patient communication in
26
27 general practice between 1977 and 2008." *Patient Education and Counseling* 94
28
29 (3):314-321. doi: 10.1016/j.pec.2013.11.004.
30
31
- 32 Casellas-Grau, A., A. Font, and J. Vives. 2014. "Positive psychology interventions in breast
33
34 cancer. A systematic review." *Psychooncology* 23 (1):9-19. doi: 10.1002/pon.3353.
35
36
- 37 Cegala, D. J., R. L. Street, Jr., and C. R. Clinch. 2007. "The impact of patient participation on
38
39 physicians' information provision during a primary care medical interview." *Health*
40
41 *Commun* 21 (2):177-85. doi: 10.1080/10410230701307824.
42
- 43 Cheung, F., and R. E. Lucas. 2014. "Assessing the validity of single-item life satisfaction
44
45 measures: results from three large samples." *Qual Life Res* 23 (10):2809-18. doi:
46
47 10.1007/s11136-014-0726-4.
48
- 49 Cohen, J. 1988. *Statistical Power Analysis for the Behavioural Sciences* Revised ed.
50
51 Hillsdale, NJ: Erlbaum.
52
- 53
54 Commander, M. J., S. M. Odell, P. G. Surtees, and S. P. Sashidharan. 2004. "Care pathways
55
56 for south Asian and white people with depressive and anxiety disorders in the
57
58
59
60

community." *Soc Psychiatry Psychiatr Epidemiol* 39 (4):259-64. doi:
10.1007/s00127-004-0736-6.

Coulter, A., V. A. Entwistle, A. Eccles, S. Ryan, S. Shepperd, and R. Perera. 2015.

"Personalised care planning for adults with chronic or long-term health conditions."
The Cochrane Database Of Systematic Reviews (3).

Coulter, A., S. Roberts, and A. Dixon. 2013. Delivering better services for people with long-
term conditions: Building the house of care. London.

Croker, J. E., D. R. Swancutt, M. J. Roberts, G. A. Abel, M. Roland, and J. L. Campbell.

2013. "Factors affecting patients' trust and confidence in GPs: evidence from the
English national GP patient survey." *BMJ Open* 3 (5). doi: 10.1136/bmjopen-2013-
002762.

Diabetes UK. 2009. Diabetes care and you: what diabetes care you can expect. In *Diabetes
UK*. London: Diabetes UK.

Diamantopoulos, A., M. Sarstedt, C. Fuchs, P. Wilczynski, and S. Kaiser. 2012. "Guidelines
for choosing between multi-item and single-item scales for construct measurement: a
predictive validity perspective." *Journal of the Academy of Marketing Science* 40
(3):434-449. doi: 10.1007/s11747-011-0300-3.

Din, G. Y., Z. Zugman, and A. Khashper. 2014. "The impact of preventive health behaviour
and social factors on visits to the doctor." *Israel Journal of Health Policy Research* 3.
doi: Artn 41

10.1186/2045-4015-3-41.

Dubois, C. M., S. R. Beach, T. B. Kashdan, M. B. Nyer, E. R. Park, C. M. Celano, and J. C.

Huffman. 2012. "Positive psychological attributes and cardiac outcomes: associations,
mechanisms, and interventions." *Psychosomatics* 53 (4):303-18. doi:
10.1016/j.psych.2012.04.004.

- 1
2
3 Edwards, J. R., and C. L. Cooper. 1988. "The Impacts of Positive Psychological States on
4
5 Physical Health - a Review and Theoretical Framework." *Social Science & Medicine*
6
7 27 (12):1447-1459. doi: Doi 10.1016/0277-9536(88)90212-2.
8
9
10 Folkman, S. 1997. "Positive psychological states and coping with severe stress." *Soc Sci*
11
12 *Med* 45 (8):1207-21.
13
14 Fredrickson, B. L. 1998. "What Good Are Positive Emotions?" *Rev Gen Psychol* 2 (3):300-
15
16 319. doi: 10.1037/1089-2680.2.3.300.
17
18 Fredrickson, B. L. 2001. "The role of positive emotions in positive psychology. The broaden-
19
20 and-build theory of positive emotions." *Am Psychol* 56 (3):218-26.
21
22
23 Fredrickson, B. L. 2004. "The broaden-and-build theory of positive emotions." *Philos Trans*
24
25 *R Soc Lond B Biol Sci* 359 (1449):1367-78. doi: 10.1098/rstb.2004.1512.
26
27
28 Fredrickson, B. L., M. A. Cohn, K. A. Coffey, J. Pek, and S. M. Finkel. 2008. "Open hearts
29
30 build lives: positive emotions, induced through loving-kindness meditation, build
31
32 consequential personal resources." *J Pers Soc Psychol* 95 (5):1045-62. doi:
33
34 10.1037/a0013262.
35
36
37 Fuchs, C., and A. Diamantopoulos. 2009. "Using single-item measures for construct
38
39 measurement in management research." *Business Administration Review* 69 (2):195-
40
41 210.
42
43 Galante, J., I. Galante, M. J. Bekkers, and J. Gallacher. 2014. "Effect of kindness-based
44
45 meditation on health and well-being: a systematic review and meta-analysis." *J*
46
47 *Consult Clin Psychol* 82 (6):1101-14. doi: 10.1037/a0037249.
48
49
50 Gallan, A. S., C. B. Jarvis, S. W. Brown, and M. J. Bitner. 2013. "Customer positivity and
51
52 participation in services: an empirical test in a health care context." *Journal of the*
53
54 *Academy of Marketing Science* 41 (3):338-356. doi: 10.1007/s11747-012-0307-4.
55
56
57
58
59
60

- 1
2
3 Goodley, D., K. Runswick-Cole, and U. Mahmoud. 2013. "Disablism and Diaspora: British
4 Pakistani Families and Disabled Children." *Review of Disability Studies: An*
5 *International Journal* 9:63-68.
6
7
8
9
10 Hassan, A., S. K. Harris, L. Sherritt, S. Van Hook, T. Brooks, P. Carey, R. Kossack, J. Kulig,
11 and J. R. Knight. 2009. "Primary care follow-up plans for adolescents with substance
12 use problems." *Pediatrics* 124 (1):144-50. doi: 10.1542/peds.2008-2979.
13
14
15
16 Hayes, A.F. 2009. "Beyond Baron and Kenny: Statistical mediation analysis in the new
17 millennium." *Communication Monographs* 76:408-420.
18
19
20
21 Hayes, A.F. 2013. *Introduction to Mediation, Moderation, and Conditional Process Analysis:*
22 *A Regression-based Approach*. New York, NY: The Guilford Press.
23
24
25 Health Survey for England. 2013. Methods and documentation. edited by Health. Leeds:
26 Health and Social Care Information Centre.
27
28
29
30 Hird, A. E., M. Lemke, M. Turovsky, V. Malecki, K. Kumar, C. DeAngelis, E. Chow, and Y.
31 J. Ko. 2015. "Doctor, what are my options? A prospective cohort study of an
32 individualized care plan for patients with gastrointestinal cancer." *Current Oncology*
33 22 (3):E171-E177. doi: 10.3747/co.22.2194.
34
35
36
37
38
39
40
41
42
43
44
45
46
47
48
49
50
51
52
53
54
55
56
57
58
59
60
- IPSOS MORI. 2015. Public Perceptions of the NHS and Social Care. edited by Department
of Health. London: Department of Health.
- Jansen, D. L., M. Heijmans, and M. Rijken. 2015. "Individual care plans for chronically ill
patients within primary care in the Netherlands: Dissemination and associations with
patient characteristics and patient-perceived quality of care." *Scand J Prim Health
Care* 33 (2):100-6. doi: 10.3109/02813432.2015.1030167.
- Kane, P. M., F. E. Murtagh, K. Ryan, N. G. Mahon, B. McAdam, R. McQuillan, C. Ellis-
Smith, C. Tracey, C. Howley, C. Raleigh, G. O'Gara, I. J. Higginson, and B. A.
Daveson. 2015. "The gap between policy and practice: a systematic review of patient-

- 1
2
3 centred care interventions in chronic heart failure." *Heart Fail Rev* 20 (6):673-87.
4
5 doi: 10.1007/s10741-015-9508-5.
6
7
8 Kenny, D. A. 2015. "Mediation." David A Kenny Accessed 19 May.
9
10 <http://davidakenny.net/cm/mediate.htm>.
11
12 Kulczycka, L., A. Sysa-Jedrzejowska, and E. Robak. 2011. "The Influence of Clinical
13
14 Manifestations and Treatment on Satisfaction with Life together with Positive and
15
16 Negative Emotions in Systemic Lupus Erythematosus Patients." *Acta*
17
18 *Dermatovenerologica Croatica* 19 (1):6-12.
19
20
21 Lawrence, M., and S. Kinn. 2012. "Defining and measuring patient-centred care: an example
22
23 from a mixed-methods systematic review of the stroke literature." *Health Expect* 15
24
25 (3):295-326. doi: 10.1111/j.1369-7625.2011.00683.x.
26
27
28 Lyratzopoulos, G., M. Elliott, J. M. Barbieri, A. Henderson, L. Staetsky, C. Paddison, J.
29
30 Campbell, and M. Roland. 2012. "Understanding ethnic and other socio-demographic
31
32 differences in patient experience of primary care: evidence from the English General
33
34 Practice Patient Survey." *BMJ Qual Saf* 21 (1):21-9. doi: 10.1136/bmjqs-2011-
35
36 000088.
37
38
39 Marlow, L. A., J. Waller, and J. Wardle. 2015. "Barriers to cervical cancer screening among
40
41 ethnic minority women: a qualitative study." *J Fam Plann Reprod Health Care* 41
42
43 (4):248-54. doi: 10.1136/jfprhc-2014-101082.
44
45
46 Maughan, R. J., J. Fallah, and E. F. Coyle. 2010. "The effects of fasting on metabolism and
47
48 performance." *Br J Sports Med* 44 (7):490-4. doi: 10.1136/bjism.2010.072181.
49
50 Murray-Garcia, J. L., J. V. Selby, J. Schmittdiel, K. Grumbach, and C. P. Quesenberry, Jr.
51
52 2000. "Racial and ethnic differences in a patient survey: patients' values, ratings, and
53
54 reports regarding physician primary care performance in a large health maintenance
55
56 organization." *Med Care* 38 (3):300-10.
57
58
59
60

- 1
2
3 Ogrodniczuk, J. S., W. E. Piper, and A. S. Joyce. 2008. "Alexithymia and Therapist
4
5 Reactions to the Patient: Expression of Positive Emotion as a Mediator." *Psychiatry-*
6
7 *Interpersonal and Biological Processes* 71 (3):257-265. doi: DOI
8
9 10.1521/psyc.2008.71.3.257.
10
11
12 Owen, D.W. 2006. "Demographic profiles and social cohesion of minority ethnic
13
14 communities in England and Wales." *Community, Work & Family* 9 (3):251-272.
15
16
17 Palladino, R., J. Tayu Lee, M. Ashworth, M. Triassi, and C. Millett. 2016. "Associations
18
19 between multimorbidity, healthcare utilisation and health status: evidence from 16
20
21 European countries." *Age Ageing* 45 (3):431-5. doi: 10.1093/ageing/afw044.
22
23
24 Patel, N. R., A. Kennedy, C. Blickem, A. Rogers, D. Reeves, and C. Chew-Graham. 2015.
25
26 "Having diabetes and having to fast: a qualitative study of British Muslims with
27
28 diabetes." *Health Expect* 18 (5):1698-708. doi: 10.1111/hex.12163.
29
30
31 Paternotte, E., S. van Dulmen, N. van der Lee, A. J. Scherpbier, and F. Scheele. 2015.
32
33 "Factors influencing intercultural doctor-patient communication: a realist review."
34
35 *Patient Educ Couns* 98 (4):420-45. doi: 10.1016/j.pec.2014.11.018.
36
37
38 Salovey, P., A. J. Rothman, J. B. Detweiler, and W. T. Steward. 2000. "Emotional states and
39
40 physical health." *Am Psychol* 55 (1):110-21.
41
42
43 Santos, V., F. Paes, V. Pereira, O. Arias-Carrion, A. C. Silva, M. G. Carta, A. E. Nardi, and
44
45 S. Machado. 2013. "The role of positive emotion and contributions of positive
46
47 psychology in depression treatment: systematic review." *Clin Pract Epidemiol Ment*
48
49 *Health* 9:221-37. doi: 10.2174/1745017901309010221.
50
51
52 Stewart-Brown, S., and K. Janmohamed. 2008. Warwick, UK.
53
54
55 Stewart-Brown, S., A. Tennant, R. Tennant, S. Platt, J. Parkinson, and S. Weich. 2009.
56
57
58 "Internal construct validity of the Warwick-Edinburgh Mental Well-being Scale
59
60

- 1
2
3 (WEMWBS): a Rasch analysis using data from the Scottish Health Education
4
5 Population Survey." *Health Qual Life Outcomes* 7:15. doi: 10.1186/1477-7525-7-15.
6
7
8 Szczepura, A., C. Price, and A. Gumber. 2008. "Breast and bowel cancer screening uptake
9
10 patterns over 15 years for UK south Asian ethnic minority populations, corrected for
11
12 differences in socio-demographic characteristics." *BMC Public Health* 8:346. doi:
13
14 10.1186/1471-2458-8-346.
15
16 Tarkin, I. S., A. Sop, and H. C. Pape. 2008. "High-energy foot and ankle trauma: principles
17
18 for formulating an individualized care plan." *Foot Ankle Clin* 13 (4):705-23. doi:
19
20 10.1016/j.fcl.2008.08.002.
21
22
23 Tennant, R., L. Hiller, R. Fishwick, S. Platt, S. Joseph, S. Weich, J. Parkinson, J. Secker, and
24
25 S. Stewart-Brown. 2007. "The Warwick-Edinburgh Mental Well-being Scale
26
27 (WEMWBS): development and UK validation." *Health Qual Life Outcomes* 5:63.
28
29 doi: 10.1186/1477-7525-5-63.
30
31
32 Thomas, J. J., and E. A. Borrayo. 2007. "An Examination of Moderators of Stress and Illness
33
34 among College Students." *Annals of Behavioral Medicine* 33:S166-S166.
35
36
37 Tillin, T., A. D. Hughes, I. F. Godsland, P. Whincup, N. G. Forouhi, P. Welsh, N. Sattar, P.
38
39 M. McKeigue, and N. Chaturvedi. 2013. "Insulin Resistance and Truncal Obesity as
40
41 Important Determinants of the Greater Incidence of Diabetes in Indian Asians and
42
43 African Caribbeans Compared With Europeans The Southall And Brent REvisited
44
45 (SABRE) cohort." *Diabetes Care* 36 (2):383-393. doi: Doi 10.2337/Dc12-0544.
46
47
48 Tvrdik, T., D. Mason, K. M. Dent, L. Thornton, S. N. Hornton, D. H. Viskochil, and D. A.
49
50 Stevenson. 2015. "Stress and Coping in Parents of Children with Prader-Willi
51
52 Syndrome: Assessment of the Impact of a Structured Plan of Care." *American*
53
54 *Journal of Medical Genetics Part A* 167 (5):974-982. doi: 10.1002/ajmg.a.36971.
55
56
57
58
59
60

- 1
2
3 Tzelepis, F., S. K. Rose, R. W. Sanson-Fisher, T. Clinton-McHarg, M. L. Carey, and C. L.
4
5 Paul. 2014. "Are we missing the Institute of Medicine's mark? A systematic review of
6
7 patient-reported outcome measures assessing quality of patient-centred cancer care."
8
9 *BMC Cancer* 14:41. doi: 10.1186/1471-2407-14-41.
10
11
12 Visser, M., L. Deliens, and D. Houttekier. 2014. "Physician-related barriers to
13
14 communication and patient- and family-centred decision-making towards the end of
15
16 life in intensive care: a systematic review." *Crit Care* 18 (6):604. doi:
17
18 10.1186/s13054-014-0604-z.
19
20
21 Volz, S., D. H. Moore, and J. K. Belkora. 2015. "Do patients use decision and
22
23 communication aids as prompted when meeting with breast cancer specialists?"
24
25 *Health Expect* 18 (3):379-91. doi: 10.1111/hex.12042.
26
27
28 Wolf, J.A., V. Niederhauser, D. Marshburn, and S.L. LaVela. 2014. "Defining patient
29
30 experience." *Patient Experience Journal* 1 (1):7-19.
31
32
33 Wong, S. T., C. Black, F. Cutler, R. Brooke, J. L. Haggerty, and J. F. Levesque. 2014.
34
35 "Patient-reported confidence in primary healthcare: are there disparities by ethnicity
36
37 or language?" *BMJ Open* 4 (2):e003884. doi: 10.1136/bmjopen-2013-003884.
38
39
40
41
42
43
44
45
46
47
48
49
50
51
52
53
54
55
56
57
58
59
60

1
2
3
4
5
6
7
8
9
10
11
12
13
14
15
16
17
18
19
20
21
22
23
24
25
26
27
28
29
30
31
32
33
34
35
36
37
38
39
40
41
42
43
44
45
46
47
48
49
50
51
52
53
54
55
56
57
58
59
60

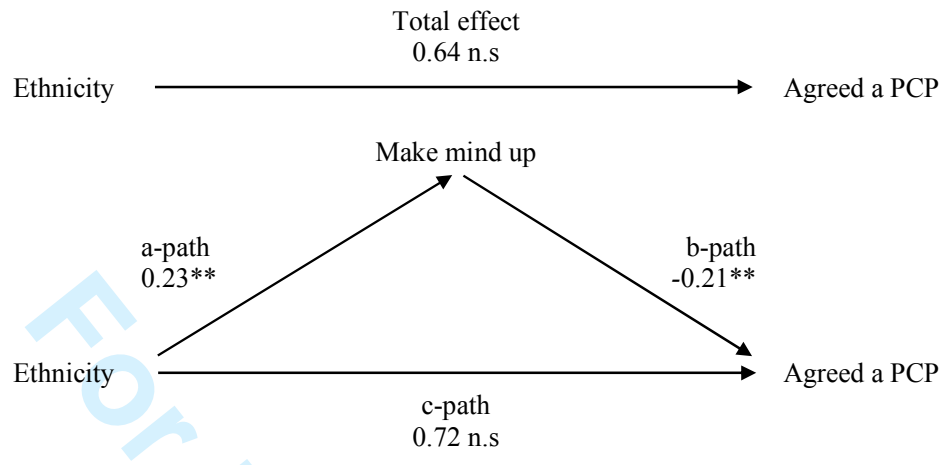
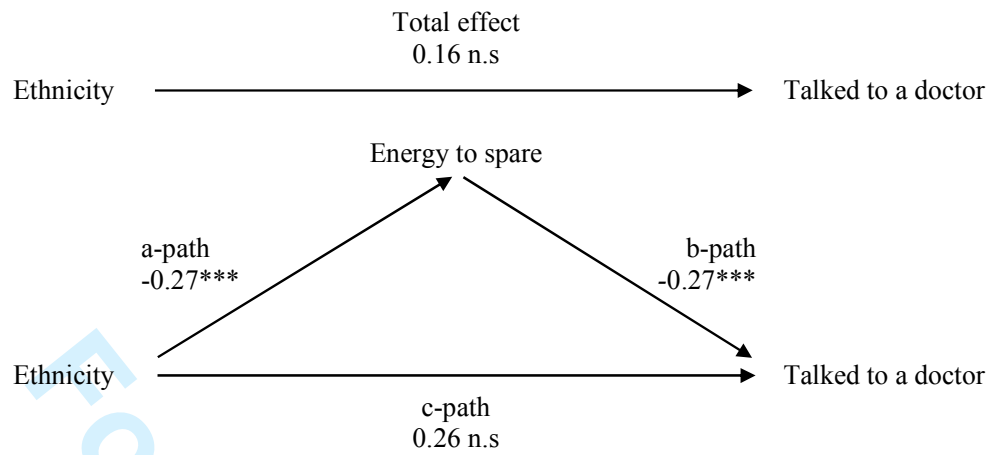
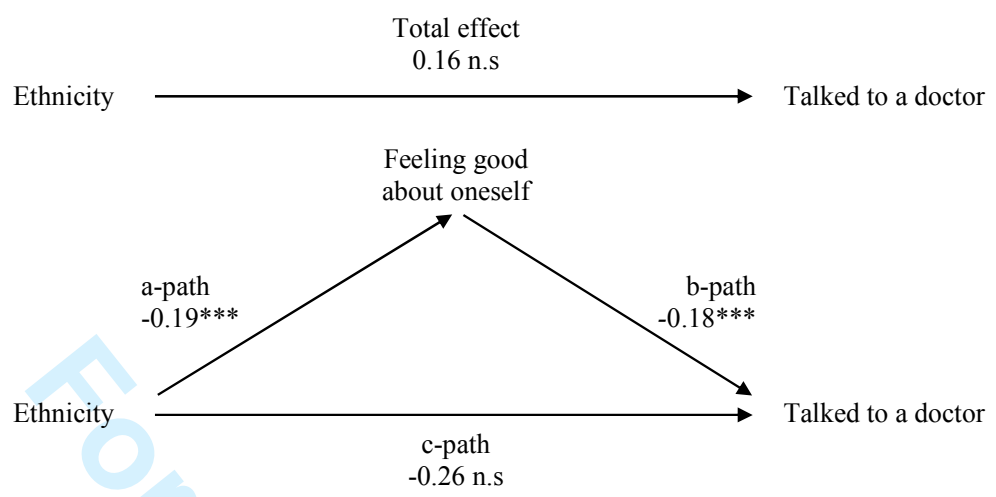


Figure 1. Mediating effects of being able to make up one’s mind on relationships between ethnicity and agreeing a PCP with a health professional (* $p < 0.05$, ** $p < 0.01$, *** $p < 0.001$)



56
57
58
59
60

Figure 2. Mediating effects of having energy to spare on relationships between ethnicity and talking to a doctor within the past two weeks ($*p < 0.05$, $**p < 0.01$, $***p < 0.001$)



1
2
3
4
5
6
7
8
9
10
11
12
13
14
15
16
17
18
19
20
21
22
23
24
25
26
27
28
29
30
31
32
33
34
35
36
37
38
39
40
41
42
43
44
45
46
47
48
49
50
51
52
53
54
55
56
57
58
59
60

Figure 3. Mediating effects of feeling good about oneself on relationships between ethnicity and talking to a doctor within the past two weeks (* $p < 0.05$, ** $p < 0.01$, *** $p < 0.001$)

Table I Sample characteristics

	<i>N</i> (valid %)
Chronic illness (whether have any physical or mental health conditions or illnesses lasting or expected to last a year or more)	
<i>No</i>	6924 (63.1%)
<i>Yes</i>	4046 (36.9%)
Chronic illness (number of longstanding illnesses)	
<i>None</i>	6925 (63.1%)
<i>One longstanding illness</i>	2144 (19.5%)
<i>Two or more longstanding illnesses</i>	1901 (17.3%)
Self-perceived health	
<i>Fair, bad or very bad</i>	2366 (21.6%)
<i>Good or very good</i>	8610 (78.4%)
Ethnicity	
<i>South Asian</i>	569 (5.6%)
<i>Caucasian</i>	9504 (94.4%)
Conversed with a doctor or nurse about long-term condition	
<i>No</i>	1563 (43%)
<i>Yes</i>	2073 (57%)
Conversed within last 12 months or longer	
<i>Longer ago</i>	579 (27.9%)
<i>Yes, within last 12 months</i>	1493 (72.1%)
Agreed a PCP within the past 12 months	
<i>No, agreed PCP > 12 months ago, or no PCP</i>	3347 (89.9%)
<i>Yes, agreed PCP < 12 months ago</i>	378 (10.1%)
Talk to a doctor within the past 2 weeks	
<i>No</i>	7236 (82.3%)
<i>Yes</i>	1558 (17.7%)

Note: Only valid percentages quoted here, rather than actual percentages including ineligible respondents, or those with missing data

Table II Means and SD's for mental wellbeing

	Mean	SD	SE
Been feeling optimistic	3.52	0.97	0.11
Been feeling useful	3.72	0.89	0.01
Been feeling relaxed	3.36	0.87	0.01
Been feeling interested	3.72	0.90	0.01
Had energy to spare	3.02	0.96	0.01
Been dealing with problems well	3.68	0.83	0.00
Been thinking clearly	3.92	0.82	0.00
Been feeling good about myself	3.55	0.88	0.01
Been feeling close to others	3.74	0.88	0.01
Been feeling confident	3.60	0.89	0.01
Been able to make up my mind	4.10	0.82	0.00
Been feeling loved	4.09	0.92	0.01
Been interested in new things	3.70	0.94	0.01
Been feeling cheerful	3.70	0.80	0.00