

A Bilingual Advantage in 54-month-olds' Use of Referential Cues in Fast Mapping

W. Quin Yow and Xiaoqian Li

Singapore University of Technology and Design, Singapore

Sarah Lam

Singapore Institute for Clinical Sciences, Singapore

Teodora Gliga

Centre for Brain and Cognitive Development, Birkbeck, University of London, United Kingdom

Yap Seng Chong

Singapore Institute for Clinical Sciences, Singapore

Department of Obstetrics and Gynaecology, Yong Loo Lin School of Medicine, National

University of Singapore

Department of Obstetrics and Gynaecology, National University Hospital, National University

Health System, Singapore

Kenneth Kwek

KK Women's and Children's Hospital, Singapore

Birit F. P. Broekman

Singapore Institute for Clinical Sciences, Singapore

Department of Psychological Medicine, Yong Loo Lin School of Medicine, National University

of Singapore

Department of Psychological Medicine, National University Hospital, National University

Health System, Singapore

## Acknowledgements:

We wish to thank the GUSTO study participants who participated in this study and the research coordinators at the Neurodevelopment Research Centre, who helped with data collection. We also thank Elaine Tham, Jun Pei Lim, Adam Bin Abdul Malik, Ranjani D/O Nadarajan and Mumtaz Baker for their help with the task design and data extractions. This research is supported by the Singapore National Research Foundation under its Translational and Clinical Research (TCR) Flagship Programme and administered by the Singapore Ministry of Health's National Medical Research Council (NMRC), Singapore- NMRC/TCR/004-NUS/2008; NMRC/TCR/012-NUHS/2014.

Correspondence concerning this article should be addressed to W. Quin Yow, Humanities Humanities Arts and Social Science, Singapore University of Technology and Design, 8 Somapah Road, Singapore 487372, Singapore. Email: [quin@sutd.edu.sg](mailto:quin@sutd.edu.sg)

(Main text word count: 7143 words)

## Research Highlights

1. Bilingual and trilingual children were significantly better able to use the speaker's eye gaze to learn object-label associations and further infer a new label for an unlabeled object than monolingual children.
2. Multilingual children's greater sensitivity to a speaker's communicative intent and perspective extends to fast mapping of words in a social context.
3. The ability to quickly associate a novel word with a novel object can be enhanced by diverse experiences in a language-learning environment.
4. Word learning may require more than paying attention to the co-occurrence of words, social referential cues and objects - the ability to understand the referent intent of the interlocutor is critical to any successful form of learning in a social context.

## Abstract

Research has demonstrated a bilingual advantage in how young children use referential cues such as eye gaze and pointing gesture to locate an object or to categorize objects. This study investigated the use of referential cues (i.e., eye gaze) in fast mapping in three groups of children that differed in their language exposure. One hundred and seven 54-month-old children who were English monolinguals (n=29), English-Mandarin bilinguals (n=48), and English-Mandarin bilinguals with exposure to a third language (i.e., trilinguals, n=31) were assessed with a word-learning task using two types of tests – a referent test and a mutual exclusivity test. During the task, following the gaze of an adult speaker was needed to be able to indicate the correct referent of a novel word at test. All three groups of children demonstrated successful word learning in explicit selection of and implicit looking time toward the target object during testing. However,

bilingual and trilingual children outperformed their monolingual peers in both types of tests when they were asked to explicitly select the correct objects. These findings suggest positive effects of bilingualism on children's use of referential cues in fast mapping.

*Keyword:* bilingualism, referential cues, fast mapping, mutual exclusivity, eye-tracking

ACCEPTED DRAFT

Children are able to quickly derive the meaning of a novel word even when only exposed to it briefly. This strategy, known as *fast mapping*, occurs when children encounter a novel word and use the linguistic and nonlinguistic contexts to rapidly acquire information about its meaning (Carey, 1978; Carey & Barlett, 1978; Heibeck & Markman, 1987; for a review, see Woodward & Markman, 1998). Fast mapping can be assessed with a typical novel-object-word pairing task, in which participants see a novel object and hear its corresponding novel label. Participants are then asked to either name the new object or to identify the target object that corresponds to the new word after the minimum exposure of the word-referent mapping.

Research shows that children, as young as two years old, are able to use novel-object-word pairings to fast map novel words after a brief single exposure (Golinkoff, Hirsh-Pasek, Bailey, & Wenger, 1992; Spiegel & Halberda, 2011). Children are also able to use other sources of information to rapidly narrow down a word's meaning, including grammatical properties (e.g., nouns and adjectives; Gelman & Markman, 1985; Hall, Quantz, & Persoage, 2000), object properties (e.g., shape or color of objects; Colunga & Smith, 2005), social contexts (e.g., having access to location for search; Akhtar & Tomasello, 1996), and referential cues (e.g., eye gaze and pointing gestures; Baldwin, 1991, 1993; Diesendruck & Markson, 2001; Tomasello, 1998; Woodward, 2000).

Referential cues are believed to be one of the most reliable heuristics that children use to build word-referent mappings from the early stages of language development. It is well documented that young children are sensitive to a speaker's communicative cues that indicate referential intent (e.g., Berman, Chambers, & Graham, 2010; Jaswal, 2004). They are able to monitor the speaker for cues, such as gaze direction, to determine meanings of novel words. Infants, by 9 to 10 months of age, can successfully follow speakers' referential gestures and they

are more likely to map a novel word to an object which the speaker is attending to (e.g., Brooks & Meltzoff, 2002; Woodward, 2003).

Children are also able to follow a speaker's referential cues in spite of the presence of a salient distractor to arrive at a novel-object-word mapping (Gliga, Elsabbagh, Hudry, Charman, & Johnson, 2012; Houston-Price, Plunkett, & Duffy, 2006, Experiment 4). In Gliga et al.'s (2012) novel word learning paradigm, 3-year-old children were shown video clips of an ambiguous word-learning situation, where they saw two novel objects presented together. One of the objects was physically salient (such as had moving parts or changed color), and the other was less salient (no physical change in state). A speaker turned, looked at the less salient object, and labeled it with a novel word. Children had to follow the speaker's referential cue (i.e., eye gaze) to the less salient of two objects in order to learn the novel word. In the following test trial, children were asked to look at and point to the referent of the novel word (i.e., *referent test*). Children's eye movements were recorded with an eye tracker, which allows researchers to explore the relation between word learning and gaze-following. The researchers found that children were able to follow the speaker's gaze toward the less salient object, and looked at and pointed to the less salient object above chance during the novel word learning test trials.

Research suggests that different language exposure may foster the development of different word learning heuristics (Bialystok, Barac, Blaye, & Poulin-Dubois, 2010; Brojde, Ahmed, & Colunga, 2012; Merriman & Kutlesic, 1993; Smith, Colunga, & Yoshida, 2010). In particular, children tend to use the mutual exclusivity principle in word learning to assume that different object categories have different names, thus one object should only have one label (ME; Markman, 1991; Markman & Wachtel, 1988). Children from a multilingual environment are typically more relaxed with the ME constraint when mapping novel words to novel objects

compared to monolingual children (e.g., Byers-Heinlein & Werker, 2009; Davidson, Jergovic, Imami, & Theodos, 1997; Houston-Price et al., 2010; but cf. Au & Glusman, 1990; Frank & Poulin-Dubois, 2002). For example, Davidson et al. (1997) showed that bilingual children aged 3.5 to 6 years were less likely to show a ME bias and also less likely to reject a new name for a familiar object than monolingual children. Studies also found that when mutual exclusivity was in conflict with referential cues such as pointing, bilingual children were more likely to favor the referential cues over mutual exclusivity, compared to monolingual children who showed a more robust use of the word constraint (Brojde et al., 2012; Diesendruck, 2005; Healey & Skarabela, 2008; Jaswal & Hansen, 2006; Yow & Markman, 2007; but cf. Grassmann & Tomasello, 2010).

Research comparing monolingual and bilingual children in word learning task suggests that the two groups of children may attend to different sources of information when learning words. This difference is likely because monolingual and bilingual children grow up in linguistic environments that have different characteristics and require different learning demands (Brojde, et al., 2012; Hung, Patrycia, & Yow, 2015). Bilingual children frequently encounter situations where an object has two different names in two different languages. Bilingual children also need to adapt and adopt different linguistic perspectives unique to individual languages. In addition, bilingual children are faced with the additional task of discovering what language a speaker is using. As such, they have to develop some form of self-generated monitoring strategies to manage their more demanding communicative environment, which then lead to greater attention to the speaker for cues in word learning. Indeed, bilingual children are found to be more sensitive to a speaker's referential cues and have better perspective taking skills compared to monolingual children (Fan, Liberman, Keysar & Kinzler, 2015; Yow & Markman, 2011, 2016). In contrast, monolingual children have the tendency to attend more to object properties when learning new

words (Brojde et al., 2012; Haryu & Imai, 1999). For example, Brojde et al. (2012) found that monolingual children relied more on object property cues (i.e., physical similarity between the objects) whereas bilingual children relied more on pragmatic cues (i.e., experimenter's eye gaze) to extend the just-learned labels to other objects.

Although studies found that monolingual and bilingual preschoolers do succeed in fast mapping tasks (e.g., Kan & Kohnert, 2008; Merriman & Kutlesic, 1993; Rohde & Tiefenthal, 2000), it is unknown whether differences in language exposure would affect children's use of referential cues in fast mapping. This is especially so when faced with conflicting information such as saliency of a distractor. In this study, we seek to examine how differences in language exposure might affect children's use of referential cues in fast mapping. By applying a novel word learning paradigm (see Gliga et al., 2012), in which both *word learning* and *gaze behavior* are examined, the current study aims to investigate whether children who are exposed to a multilingual environment (e.g., two languages, here referred to as bilinguals, or bilinguals with exposure to a third language, here referred to as trilinguals) are more likely to attend to a speaker's referential cues (i.e., eye-gaze) in the learning context and use these cues to quickly narrow down the meanings of new words than children who have minimal exposure to an additional language (i.e., monolinguals). Monolinguals, bilinguals, and trilinguals were shown pairs of static and salient objects. At the same time, a speaker looked at the static object and gave a novel label during a familiarization phase. The same pairs of objects were shown to the children during the test phase and the speaker's voice requested for either the static object (referent test) or the salient object (mutual exclusivity test). We hypothesized that bilingual children with or without exposure to a third language would demonstrate better referential word-learning performance than monolingual children.



## Method

### Participants

The sample comprised 107 children (51 males, 56 females). The mean age of participants was 54.95 months (range = 52.53–56.15 months). Participants were recruited as a part of the Growing Up in Singapore Towards Healthy Outcomes (GUSTO) birth cohort. Parents were asked to list the language(s) and estimate the percentage of each language spoken to their children at 48 months. A child was considered to be a “monolingual” if the child was exposed to English at least 90% of the time, “bilingual” if the child was exposed to a second language (i.e., Mandarin) regularly besides English at least 25% of the time, and “trilingual” if the child was exposed to a third language besides English and Mandarin at least 10% of the time (see a similar criterion used in Byers-Heinlein & Werker, 2009). The final sample included 28 English monolinguals (14 males, 14 females), 48 English-Mandarin bilinguals (20 males, 28 females) and 31 English-Mandarin-Language X trilinguals (17 males, 14 females). The distribution of the monolinguals, bilinguals, and trilinguals in this sample is similar to the distribution of the population (Singapore Department of Statistics, 2015). The average English exposure for monolinguals was 92.3%. The average language exposure for bilinguals was 54.5% English and 45.5% Mandarin. The average language exposure for trilinguals was 53.5% English, 21.1% Mandarin, and 25.3% third language (Bengali=1, Cantonese=3, Dialect=2, Dutch=1, Hindi=2, Hokkien=5, Indonesian=1, Malay=13, Tamil=1, Teochew=2). Table 1 shows the descriptive statistics of the three language groups.

Information on maternal education and monthly household income was also collected. Children in the three language groups were comparable in the demographic characteristics. Chi-square test showed that there were no significant differences in the number of children whose

mothers completed at least high school between the language groups,  $\chi^2(2) = 2.21, p = .33$  (monolingual: 78.6%, bilingual: 62.5%, trilingual: 71.0%). The average monthly household income, on a scale from 1 (< \$1,000) to 5 (> \$6,000), was also not different across the language groups,  $F(2, 90) = 1.01, p = .37, \eta^2 = .022$  (monolingual: 4.1, bilingual: 3.9, trilingual: 3.7). All children were of Asian descent and were Singaporean residents born in Singapore.

### Design and Materials

**Novel word learning paradigm.** This paradigm was adapted from Gliga et al. (2012) and administered as part of the GUSTO 54-month neurodevelopment visit. An experimenter introduced the study to the child in the language most often used by the child, as reported by the child's mother (English=85, Chinese=21, Malay=1), but the stimuli were presented in English to all children. Preliminary analysis showed no significant differences in task performance between the different instruction languages.

The stimuli were 8 video clips each consisting of a familiarization phase (two intervals: baseline and teaching), and a test phase (two types of test: a referent test and a mutual exclusivity test). In each video clip, a *static* novel object (non changing and non moving) was paired with a *salient* novel distractor (changed color or had moving parts). At the beginning of each familiarization phase, a female speaker in the video (different from the experimenter) was seated behind a table with two objects placed on it. In a 4-second baseline interval, the speaker looked straight at the camera, maintained a still face for 3s, and then said in a cheerful voice, "Hello!" This was followed by a 4-second teaching interval, where the speaker turned her gaze toward the static object and labeled it (see Figure 1). There were two types of trials in the teaching interval. In four of the video clips (short-length), the speaker looked at the static novel object and labeled it using a novel word twice. For example, "Look at this! It's a *neem*." Looking back at the camera she then said, "Do you want to play with the *neem*?" The other three novel words used in

the short teaching clips were *zoop*, *kobe*, and *teri*. In the remaining four of the video clips (long-length), the speaker labeled the static object three times. For example, “Look at this! It’s a *blicket*. Wow! Look at the *blicket*.” She then looked back toward the camera and said, “Do you want to play with the *blicket*?” The other three novel words used in the long teaching clips were *dax*, *sefo*, and *toma* (the two types of teaching trials were meant to explore whether the amount of exposure to the novel word would affect the word-learning performance; see Appendix A for a list of the objects and novel words used in the study). The placement of the static and salient objects on each side of the screen was counterbalanced across trials. The order of the short and long teaching trials was also counterbalanced across trials and participants.

In the test phase, a central animation was first shown, followed by a referent test and a mutual exclusivity test, or vice versa. For both tests in each video clip, a still image of two objects appeared on the table with their positions reversed compared to the familiarization phase. In the referent test, the speaker’s voice drew attention to the static object, e.g., “Look at the *blicket*! Look at the *blicket*!” and then requested for it, “Can you show me the *blicket*? Can you show me the *blicket*?” In the mutual exclusivity (ME) test, the speaker’s voice referred to the salient distractor with a new novel label, e.g., “Look at the *plume*! Look at the *plume*!” followed by “Can you show me the *plume*? Can you show me the *plume*?” (see Figure 1). Each test ended when children pointed to one of the two objects in response to the last question of each test. Children’s eye gaze data were recorded throughout the test phase with an eye tracker but only the looks during the first 4 seconds of each test (i.e., the test interval) were analyzed, during which children were requested to look at the target object. The order of the two types of tests was counterbalanced across trials, such that the referent test came before the ME test on four video clips and vice versa for the other four video clips. There were two additional familiar word test

clips, where a pair of familiar objects (a rubber duck and a child's shoe) was presented together, and the speaker's voice requested for one of the two objects. These two familiar word trials were used to help children understand the task.

***Kaufman Brief Intelligence Test, 2nd edition (KBIT-2).*** The KBIT-2 was administered to measure children's verbal and nonverbal abilities (Kaufman & Kaufman, 2004). The test consists of three subsets with a total of 154 items. On each item, the experimenter said a word or asked a question and the child was to provide one word responses or point to one of five or six pictures that illustrates the meaning of the word or the answer to the question. The test was administered and scored following the standard procedures. Each child obtained a standardized score with a mean of 100 for the overall IQ Composite Score, as well as a Verbal Score and a Nonverbal Score. Data for 12 children (monolingual=2, bilingual=7, trilingual=3) were missing, thus they were not included in the analysis of this task.

***Flanker task.*** The flanker task was adapted from Diamond, Barnett, Thomas, and Munro (2007), which included a standard and a reverse version of the task. In the standard flanker task, children saw one or five blue fish in the center of the screen pointing to (i.e., facing) either the left or the right. They were to indicate the direction of the *center* fish by pressing one of two response pads placed on the left or right side of the display (i.e., press the left pad if the center fish points to the left and press the right pad if it points to the right). There were four conditions that differed in the type of flankers. In the standard-control condition, a single fish appeared in the center of the screen. In the standard-neutral condition, two flanker fish appeared on each side of the center fish and both flanker fish pointed downward. In the standard-congruent condition, all five fish pointed to the same direction, whereas in the standard-incongruent condition, the four flankers pointed to the opposite direction of the center fish. In the reverse flanker task,

children saw four or five pink fish on each trial and they were to indicate the direction of the *flankers*. That is, they were to focus on the flankers and inhibit attention to the center stimulus. In the reverse-control condition, only four flankers (with no center fish) were presented. In the reverse-neutral condition, four flankers pointed to either the left or the right while the center fish pointed downward. The stimuli for the reverse-congruent and reverse-incongruent trials were the same as those used in the standard task except for the color of the fish.

Each child completed both a block of standard flanker task and a block of reverse flanker task each consisting of 16 trials (i.e., 4 trials of each type of flankers), with the order of blocks counterbalanced across participants. Each block was preceded by practice with feedback. Trials began with a blank screen for 250 ms, followed by the stimulus for 2000 ms or until the child responded. Accuracy and response time (RT) were recorded for each trial. Five children (monolingual=2, bilingual=2, trilingual=1) did not complete this task and thus were excluded from analysis of this task. Preliminary analyses indicated no effects of task version (standard vs. reverse), so they were combined in subsequent analysis. The flanker effect was calculated as the difference between the mean RT of incongruent and congruent trials, which reflects the cognitive cost of inhibiting attention to the distractors (see Bialystok & Barac, 2012).

### **Procedure**

Children were seated on a chair in front of a computer monitor mounted with a Tobii T60 eye tracker. The children were told that a “teacher” was going to teach them some new words in English that they might not have heard before. At the beginning of the experiment, a 5-point calibration sequence was run until at least 4 points were properly calibrated for each eye.

Each child was then presented with a video clip that consisted of a pair of familiar objects (a rubber duck and a shoe) and a speaker’s voice from the video clip requested for one of the two

objects (e.g., “Look at the *duck*! Look at the *duck*! Can you show me the *duck*? Can you show me the *duck*?”). The child was then verbally prompted by the experimenter to point to one of the two objects (e.g., the experimenter asked “Where is it?”) and was reminded that he/she should point only when asked. The child was then shown two video clips that each consisted of a familiarization phase and a test phase and verbally prompted to point to one of the two objects at each test trial. The same pair of familiar objects was shown again but this time the speaker’s voice requested for the other object. The child was then shown the remaining of the six video clips. There were two fixed orders of trial presentation and children were randomly assigned to either one of the orders. The experimenter recorded children’s pointing responses to the test trials, while the eye tracker recorded the children’s eye movements.

Children who completed the novel word learning task were tested on the KBIT-2 and flanker task on a separate session on the same day of the visit to assess their verbal and nonverbal intelligence as well as their inhibitory control ability.

### Results

Based on previous literature (Gliga et al., 2012; Senju & Csibra, 2008), we derived two measures of word learning: the percentage of correct pointing during the referent and the mutual exclusivity tests, and the proportion of looking time directed to the correct object during the test intervals (i.e., the static object in the referent test and the salient object in the mutual exclusivity test). Trials with no pointing were considered as incorrect responses. There were a total of 13 trials (0.76% out of all test trials) where children did not point to either one of the objects. These 13 trials were distributed across children from the three language groups. Three monolingual, 1 bilingual and 1 trilingual children failed to point in one of the 8 referent test trials. In addition, 2 monolingual, 3 bilingual and 3 trilingual children did not point in one of the 8 ME test trials.

The eye gaze data were processed and analyzed using eyetrackingR (Dink & Ferguson, 2015). As the objects of each pair differed in size, rectangular areas of interests (AOIs) were defined around each object with 0.6 degree of visual angle margin as suggested by Holmqvist et al. (2015) and Orquin, Ashby, and Clarke (2016). The average proportional looking time across groups was examined in a 3-second window of analysis after the onset of the first label during the test interval (i.e., 1-second after the onset of the trial). The proportional looking toward the target object was calculated with respect to the total amount of time spent looking at the two objects. All data were normalized for area sizes. Of the 107 participants, 9 were excluded from the eye-gaze data analysis because they did not accumulate enough looking time due to either no gaze data at all (1 bilingual and 1 trilingual), technical problem (1 monolingual, 1 bilingual, and 1 trilingual), or no accumulated looking time toward both objects in more than half of the test trials (2 bilingual and 2 trilingual).

Preliminary analyses found no significant main effects of gender, teaching type (short-length vs. long-length), or interaction with language group, so they were combined in subsequent analyses. One-way ANOVAs comparing the language groups on their performance in KBIT-2 and flanker task revealed no significant differences across groups, KBIT-2 overall IQ:  $F(2, 92) = 0.40, p = .67, \eta^2 = .009$ , KBIT-2 verbal score:  $F(2, 92) = 1.32, p = .27, \eta^2 = .028$ , KBIT-2 nonverbal score:  $F(2, 92) = 2.39, p = .097, \eta^2 = .049$ , Flanker:  $F(2, 99) = 0.50, p = .61, \eta^2 = .010$  (see Table 1). Thus, the monolingual, bilingual, and trilingual groups were comparable in their English verbal knowledge and inhibitory control ability. Initial analyses on the looking behavior during the familiarization phase found no significant group differences in the amount of time spent looking at each of the AOIs (i.e., static object, salient object, and face) during the baseline interval,  $F_s(2, 95) < 1.10$ , all  $p_s > .34, \eta^2 < .023$ , and the teaching interval,  $F_s(2, 95) < 2.40$ , all

$p_s > .097$ ,  $\eta^2 < .048$ . All groups of children demonstrated similar distribution of looking amongst the various AOIs during the familiarization phase (see Table 2).

Children's performance on the familiar word test trials was also analyzed. For pointing, all but four children pointed to the duck or shoe correctly in the two familiar word test trials. Two monolingual and one trilingual children failed to point in the first familiar word test trial when prompted to do so, however, they all pointed and chose the correct referent in the second familiar word test trial. One bilingual child chose duck in both of the two familiar word test trials. There were no significant differences between language groups in terms of the number of children who succeeded in both of the two familiar word test trials,  $\chi^2(2) = 1.29$ ,  $p = .53$ . The results did not change after removing these four children, so the children were included in the remaining analyses. For looking times, there were also no significant differences between language group in the proportional looking toward the correct referent,  $F(2, 95) = 1.54$ ,  $p = .22$ ,  $\eta^2 = .031$ . All groups looked toward the target object at above chance levels — monolingual:  $t(26) = 4.80$ , bilingual:  $t(42) = 6.43$ , and trilingual:  $t(27) = 8.29$ , all  $p_s < .001$ .

### **Pointing during Test**

We first analyzed the performance during the test based on children's explicit pointing behavior using repeated measures ANOVA with language group (monolingual, bilingual and trilingual) as the between-subject variable and test type (referent vs. mutual exclusivity test) as the within-subject variable. There was a significant main effect of language group in the mean percentage of correct pointing during the test trials,  $F(2, 104) = 3.64$ ,  $p = .03$ ,  $\eta^2 = .055$ . The main effect of test type and the language group x test type interaction were not significant, both  $F_s < 1$ . Planned contrasts confirmed that the monolingual children performed significantly worse than the bilingual children,  $t(104) = 2.59$ ,  $p = .011$ ,  $d = 0.51$ , and the trilingual children,  $t(104) =$



2.12,  $p = .036$ ,  $d = 0.42$  (see Figure 2).

Children's performance on the test trials without possible interference or contingency of performance on earlier tests was examined (there were 4 referential-first test trials and 4 ME-first test trials for each child). Repeated ANOVA was used to test the language group effect on the performance of these referential-first and ME-first test trials. A significant main effect of language group in the mean percentage of correct response on these first test trials was found,  $F(2, 104) = 3.19$ ,  $p = .045$ ,  $\eta^2 = .032$ . There was no significant main effect of test type,  $F(1, 104) = 2.67$ ,  $p = .11$ ,  $\eta^2 = .011$ , or the interaction of language group and test type,  $F(2, 104) = 0.11$ ,  $p = .90$ ,  $\eta^2 = .001$ . Bilinguals and trilinguals were significantly better than monolinguals in establishing first referent based on the speaker's eye gaze in the referent tests, as well as using the speaker's eye gaze to constrain the second novel label in the ME tests.

Separate one-sample  $t$  tests were conducted to evaluate children's overall word learning performance in each of the language groups. All groups performed above chance level in pointing to the correct object, monolinguals in referent test:  $t(27) = 6.84$ ,  $p < .001$ ,  $d = 1.25$ , monolinguals in ME test:  $t(27) = 5.79$ ,  $p < .001$ ,  $d = 1.09$ , bilinguals in referent test:  $t(47) = 15.19$ ,  $p < .001$ ,  $d = 2.19$ , bilinguals in ME test:  $t(47) = 13.26$ ,  $p < .001$ ,  $d = 1.94$ , trilinguals in referent test:  $t(30) = 11.21$ ,  $p < .001$ ,  $d = 2.00$ , and trilinguals in ME test:  $t(30) = 11.64$ ,  $p < .001$ ,  $d = 2.19$ . This suggests that children were able to correctly point, above chance, to the static object in the referent test (the one that the speaker looked at while labeling during the familiarization phase) and the salient object in the ME test (ability to use mutual exclusivity principle to map a second novel label onto the object not labeled during the familiarization phase).

### **Looking during Test**

Looking time directed to the correct object during the test intervals was analyzed in a similar way. Repeated measures ANOVA found no significant main effect of language group on the proportional looking time toward the correct object,  $F(2, 95) = 0.78, p = .46, \eta^2 = .009$ . The main effect of test type and the language group  $\times$  test type interaction were not significant, both  $F_s < 1.26$ .

We also conducted repeated measures ANOVA on the proportional looking time toward the correct object on the first test trials of the referent and ME tests. There were also no significant group differences in the looking time toward the target object on these first test trials,  $F(2, 95) = 0.98, p = .38, \eta^2 = .010$ .

One-sample  $t$  tests showed that all three groups of children performed at above-chance levels for both the referent test and the ME test: referent test—monolingual:  $t(26) = 3.50, p = .002, d = 0.67$ , bilingual:  $t(43) = 4.39, p < .001, d = 0.66$ , and trilingual:  $t(26) = 5.55, p < .001, d = 1.07$ ; ME test—monolingual:  $t(26) = 4.27, p < .001, d = 0.82$ , bilingual:  $t(43) = 7.50, p < .001, d = 1.13$ , and trilingual:  $t(26) = 3.87, p < .001, d = 0.74$  (Figure 3).

### Looking during Teaching

We investigated whether this multilingual advantage in word learning during the pointing test trials might be due to the children spending a longer time looking at the target static object during the teaching intervals compared to the monolinguals. Children who were better at following the speaker's gaze to look at the static object more during the teaching interval might also be better at mapping the novel label on the static object during the test trials.

There was a significant positive correlation between children's proportional gaze toward the static object during the teaching interval and their overall *pointing* performance during the referent test trials for the sample as a whole (Pearson's  $r = 0.23, p = .025$ ). There was no

significant group effect on the proportional looking time toward the static object,  $F(2, 95) = 1.26$ ,  $p = .29$ ,  $\eta^2 = .026$ . Thus, children who looked longer at the same static object as the speaker was looking at when she labeled it during the teaching interval also performed better when asked to explicitly point to the target (static) object in the subsequent referent test trials. However, no significant correlations were found between children's proportional gaze toward the static object during the teaching interval and their proportional gaze toward the static object during the referent test trials,  $ps > .10$ .

All groups also looked longer than expected by chance toward the static object during the teaching interval, monolingual:  $M = 0.68$ ,  $SD = 0.14$ ,  $t(26) = 6.72$ ,  $p < .001$ ,  $d = 1.29$ , bilingual:  $M = 0.69$ ,  $SD = 0.15$ ,  $t(43) = 8.32$ ,  $p < .001$ ,  $d = 1.27$ , and trilingual:  $M = 0.63$ ,  $SD = 0.20$ ,  $t(26) = 3.44$ ,  $p = .002$ ,  $d = 0.65$ .

In summary, although all three groups of children demonstrated successful word learning in terms of both explicit pointing behavior and implicit looking time, 54-month-old children who were exposed to more than one language regularly outperformed those who were predominantly exposed to a single language in tasks requiring referential word-learning abilities. However, this effect is demonstrated in a task that requires explicit pointing to the target objects but not so with the implicit looking measures.

### Discussion

The current study is the first to compare monolingual and multilingual children's performance in a fast mapping task where pragmatic cues contradicted object properties. This study also extends Brojde and colleagues' (2012) work on bilingual children's sensitivity to pragmatic cues in a generalization task, where children were required to use pragmatic cues to generalize a just learned novel word to other novel objects rather than learning a new mapping.

In this study, we examined whether differences in language exposure would affect children's use of referential cues in fast mapping during a novel word learning paradigm, especially when children are faced with conflicting information, i.e., the saliency of a distractor. Fifty-four months old English monolinguals, English-Mandarin bilinguals, and English-Mandarin-Language X trilinguals were shown pairs of static and salient objects. A speaker looked at the static object and provided a novel label. The same pair of objects was then shown to the children and the speaker's voice requested for either the static object (with the same novel label - referent test) or the salient object (with a new novel label - mutual exclusivity test). Results suggested that while all children were able to use the speaker's eye gaze to learn the object-label association and further infer a new label for the unlabeled object above chance levels, bilingual and trilingual children performed significantly better in the referential fast mapping tasks requiring explicit pointing than monolingual children.

This study provided novel evidence that bilingual children with or without exposure to a third language were better at quickly associating the label with the object referred to by an adult's eye gaze than monolingual children. The bilinguals in this study were also better able than the monolinguals in using the speaker's referential cues to establish ME constraint in a novel-object-word mapping task. This result seems to contradict existing literature describing bilingual children either having a more relaxed ME constraint than monolingual children (e.g., Davidson et al., 1997), or that there was no difference between monolingual and bilingual children in their propensity of honoring the ME constraint (e.g., Au & Glusman, 1990; Frank & Poulin-Dubois, 2002). These studies typically present children with either a simple disambiguation task (given a novel word to choose one referent from a pair of one familiar and one novel object), or explicitly teach children a novel label on a novel object and then provide a

second novel label to see if children would avoid applying both novel labels to the same object (and saying that the second novel label was from a different language). The ME test in our study is different in that children are required to first use the speaker's gaze to establish the word-mapping of a novel object (no explicit teaching), and then use this association to constraint a second novel label on this newly-named object. Therefore, the ability to honor ME in our study depends critically on whether the children were successful in using the speaker's gaze to establish the prior novel-object-word mapping.

The bilingual advantage we found in our referential fast mapping task may be a reflection of bilingual children's general greater sensitivity to the communicative context. Bilingual children's daily experience interacting with people who speak different languages demands greater attention to the speaker for cues in word learning as well as in other communicative contexts. Research comparing bilingual and monolingual children in word learning task suggests that when bilingual children are faced with an additional task of discovering what language a speaker is using, they attend more to the speaker for cues (e.g., Brojde, et al., 2012; Hung, et al., 2015). Thus, bilingual children may have adopted some form of self-generated, active engagement strategies to manage their more demanding everyday communicative environment, which then lead to their heightened sensitivity to a speaker's referential cues (Yow & Markman, 2015). Our findings provide converging support to accounts that suggest children learn to tune attention efficiently to the most relevant dimensions of a task, so as to achieve the most optimal learning (Smith, et al., 2010).

Previous research suggests that bilingualism may contribute to better inhibitory control skills (e.g., Bialystok, 2009; Poulin-Dubois, Blaye, Coutya & Bialystok, 2011). It may be argued that the presence of the salient object might have distracted the children from attending to the

speaker's gaze toward the static object during the teaching interval, which was critical to establishing the correct referent. Bilingual children may have an advantage in such a task due to their better inhibitory control skills compared to monolingual children. However, eye gaze data revealed that children from the three language groups did not differ in their gaze following toward the static object during the teaching interval. Similarly, no significant differences were found in inhibitory control ability as measured by the flanker task between the language groups (consistent with other studies such as Fan et al., 2015; Yow & Markman, 2015). That said, previous studies that examined bilingual advantage in children's cognitive abilities suggest that the bilingual experience changes children's cognitive processes, such as executive functions and attentional control (Bialystok, 1999; Bialystok, 2007; Bialystok et al., 2005), problem solving (Bialystok & Majumder, 1998), cognitive flexibility (Bialystok & Shapero, 2005), and episodic and semantic memory (Kormi-Nouri et al., 2008; Thorn, Gathercole, & Frankish, 2002). As such, it remains plausible that both bilingual children's unique cognitive processes and their adaptation of linguistic perspectives contribute to the bilingual advantage in the referential fast mapping tasks used in our study.

It is to be noted that while strong effects of language experience in referential fast mapping tasks were found based on explicit behavioral responses (i.e., children's point to the correct objects), bilingual and trilingual children did not show greater gaze following to the speaker during the teaching phase than monolingual children. Gaze following may be a prerequisite for establishing joint attention and learning from social cues, but it may not guarantee the success of word learning in a social context. In other words, while gaze following is necessary to direct attention to a referent, it is not sufficient to learn a word successfully. A child needs to understand the referent intent behind the association between the word he/she

hears and the object referred to by the speaker's cues (Waxman & Gelman, 2010). Gliga et al. (2012) found that children who had poor social and communicative skills could also follow gaze to the correct object but did not learn the word associated with that object. Indeed, past studies found that bilingual children were better than monolinguals at understanding the referential intent of the speaker based on the speaker's communicative cues (e.g., Yow & Markman, 2011, 2015, 2016). Furthermore, to understand a speaker's intention, one must take the speaker's perspective. A recent study by Fan and colleagues (2015) found that bilingual children and children who were exposed to a multilingual environment could take the perspective of a speaker when interpreting the speaker's intended meaning, but not the monolingual children. Thus, while gaze following is required to establish joint referents, the ability to understand the referent intent of an interlocutor is essential to any successful form of learning in a social context.

Similarly, we found that bilingual and trilingual children outperformed monolingual children during the test phase in a task that requires explicit pointing but not so with implicit looking measures. Some developmental research suggests that implicit looking time measure is often a more sensitive measure than reaching or pointing (e.g., Allopenna, Magnuson, & Tanenhaus, 1998; Halberda, 2003; Trueswell & Gleitman, 2004). Preferential looking to a novel object after hearing a novel label is taken as a measure of success at mapping the novel label to the novel object. This is particularly important for very young children whose overt behavioral responses are not reliable and well-developed yet, or that limited vocabulary masks their understanding and expression of the tasks (e.g., theory-of-mind tasks, see Low & Perner for a recent review, 2012). However, there are studies, similar to our study, where looking time dissociates from overt measures of knowledge, both in infancy and in early and mid childhood (e.g., Garnham & Ruffman, 2001; Hood, Cole-Davies, & Dias, 2003; Lee & Kuhlmeier, 2013;

Shinsky & Munakata, 2005). For example, Brandt-Kobele and Höhle (2010) found that implicit and explicit measures of sentence comprehension can give diverging results within the same age group of 3- and 4-year-olds using identical materials. In our study, first, it could be reasonably assumed that the 54-month-old children are not constrained by their physical and cognitive abilities in this simple overt behavioral task. Second, explicit pointing to the target objects may in fact represent a stronger representation of the learned mapping than implicit looking measures as it requires additional processing steps (Adani & Fritzsche, 2015). In other words, it is possible that a child needs to fully or almost-fully represent the object-label mapping before being able to make a correct overt response.

Our study defined participants' language groups (i.e., whether they were monolingual, bilingual, or trilingual) based on the percentage of parent-to-child language use, as reported by parents. While language exposures are important in bilingual language development (e.g., Thordardottir, 2015), language use by the child, which was not obtained in our study, is also important and may be different from that used by their caregiver (e.g., Branum-Martin, Mehta, Carlson, Francis, & Goldenberg, 2014). Recent studies have showed that other factors (e.g., child's use of both languages, interactions between two languages, cultural contexts) might contribute to the variability of bilinguals' language skills in each language (e.g., Branum-Martin et al., 2014; Chan, Brandone, & Tardif, 2009). Thus, future studies should consider obtaining such information in order to have a better understanding of the language profile of the bilingual/trilingual children.

In sum, word learning may require more than paying attention to the co-occurrence of words, social referential cues and objects (e.g., Gliga, et al., 2012; Waxman & Gelman, 2009). It is important to understand the underlying communicative intent of a speaker's cues and not just



merely noticing and following communicative cues. Children in a multilingual environment regularly experience demands that require assimilation and accommodation of different linguistic perspectives, which in turn require taking the perspective of the interlocutors and understanding their referential intents. Our study suggests that multilingual children's greater sensitivity to a speaker's communicative intent and perspective extends to fast mapping of words in a social context. The ability to quickly associate a novel word with a novel object can be enhanced by diverse experiences in a language-learning environment.

In conclusion, our study found that children's exposure to more than one language has positive effects on their ability to fast map word-object pairings based on referential cues. Bilingual and trilingual children are better able than monolingual children to map a novel label with the novel object that the speaker is looking at when she provided the label as well as to use the mutual exclusivity principle to associate a new label with another novel object not referred to earlier. Diversity in language experiences, thus, contributes to the development of children's understanding of referent intent in the word learning process.

## References

- Adani, F., & Fritzsche, T. (2015). On the relation between implicit and explicit measures of child language development: Evidence from relative clause processing in 4-year-olds and adults. In *Proceedings of the 39th Annual Boston University Conference on Language Development*.
- Akhtar, N., & Tomasello, M. (1996). Two-year-olds learn words for absent objects and actions. *British Journal of Developmental Psychology, 14*, 79–93. doi: 10.1111/j.2044-835X.1996.tb00695.x
- Alloppenna, P. D., Magnuson, J. S., & Tanenhaus, M. K. (1998). Tracking the time course of spoken word recognition using eye movements: Evidence for continuous mapping models. *Journal of Memory and Language, 38*(4), 419–439
- Au, T. K. F., & Glusman, M. (1990). The principle of mutual exclusivity in word learning: To honor or not to honor? *Child Development, 61*(5), 1474–1490.
- Baldwin, D. A. (1991). Infants' contribution to the achievement of joint reference. *Child Development, 62*, 875–890.
- Baldwin, D. A. (1993). Infants' ability to consult the speaker for clues to word reference. *Journal of Child Language, 20*, 395–418.
- Berman, J. M., Chambers, C. G., & Graham, S. A. (2010). Preschoolers' appreciation of speaker vocal affect as a cue to referential intent. *Journal of Experimental Child Psychology, 107*(2), 87–99.
- Bialystok, E. (1999). Cognitive complexity and attentional control in the bilingual mind. *Child Development, 70*, 636–644. doi: 10.1111/1467-8624.00046
- Bialystok, E. (2007). Cognitive effects of bilingualism: How linguistic experience leads to cognitive change. *International Journal of Bilingual Education and Bilingualism, 10*(3),

210-223.

- Bialystok, E. (2009). Bilingualism: The good, the bad, and the indifferent. *Bilingualism: Language and Cognition*, *12*, 3-11.
- Bialystok, E., & Barac, R. (2012). Emerging bilingualism: Dissociating advantages for metalinguistic awareness and executive control. *Cognition*, *122*, 67–73.  
doi:10.1016/j.cognition.2011.08.003
- Bialystok, E., Barac, R., Blaye, A., & Poulin-Dubois, D. (2010). Word mapping and executive functioning in young monolingual and bilingual children. *Journal of Cognition and Development*, *11*(4), 485–508. doi:10.1080/15248372.2010.516420
- Bialystok, E., Craik, F. I., Grady, C., Chau, W., Ishii, R., Gunji, A., & Pantev, C. (2005). Effect of bilingualism on cognitive control in the Simon task: Evidence from MEG. *NeuroImage*, *24*(1), 40-49.
- Bialystok, E., & Majumder, S. (1998). The relationship between bilingualism and the development of cognitive processes in problem solving. *Applied Psycholinguistics*, *19*(01), 69-85.
- Bialystok, E., & Shapero, D. (2005). Ambiguous benefits: The effect of bilingualism on reversing ambiguous figures. *Developmental Science*, *8*(6), 595-604.
- Brandt-Kobebe, O. C., & Höhle, B. (2010). What asymmetries within comprehension reveal about asymmetries between comprehension and production: The case of verb inflection in language acquisition. *Lingua*, *120*(8), 1910-1925.
- Branum-Martin, L., Mehta, P. D., Carlson, C. D., Francis, D. J., & Goldenberg, C. (2014). The nature of Spanish versus English language use at home. *Journal of Educational Psychology*, *106*(1), 181.

- Brojde, C. L., Ahmed, S., & Colunga, E. (2012). Bilingual and monolingual children attend to different cues when learning new words. *Frontiers in Psychology, 3*, 155. doi: 10.3389/fpsyg.2012.00155
- Brooks, R., & Meltzoff, A. N. (2002). The importance of eyes: How infants interpret adult looking behavior. *Developmental Psychology, 38*, 958–966.
- Byers-Heinlein, K., & Werker, J. F. (2009). Monolingual, bilingual, trilingual: Infants' language experience influences the development of a word-learning heuristic. *Developmental Sciences, 12*(5), 815–823. doi: 10.1111/j.1467-7687.2009.00902.x
- Carey, S. (1978). The child as word learner. In M. Halle, J. Bresnan, & G.A. Miller (Eds.), *Linguistic theory and psychological reality* (pp. 264–293). Cambridge, MA: The MIT Press.
- Carey, S., & Bartlett, E. (1978). Acquiring a single new word. *Proceedings of the Stanford Child Language Conference, 15*, 17–29.
- Chan, C. C., Brandone, A. C., & Tardif, T. (2009). Culture, Context, or Behavioral Control? English-and Mandarin-Speaking Mothers' Use of Nouns and Verbs in Joint Book Reading. *Journal of Cross-Cultural Psychology, 40*(4), 584-602.
- Colunga E., & Smith L. B. (2005). From the lexicon to expectations about kinds: A role for associative learning. *Psychological Review, 112*, 347–382. doi: 10.1037/0033-295X.112.2.347
- Davidson, D., Jergovic, D., Imami, Z., & Theodos, V. (1997). Monolingual and bilingual children's use of the mutual exclusivity constraint. *Journal of Child Language, 24*, 3–24.
- Diamond, A., Barnett, W. S., Thomas, J., & Munro, S. (2007). Preschool program improves cognitive control. *Science, 317*, 1387–1388. DOI: 10.1126/science.1151148

- Diesendruck, G. (2005). The principles of conventionality and contrast in word learning: an empirical examination. *Developmental Psychology*, 41(3), 451.
- Diesendruck, G., & Markson, L. (2001). Children's avoidance of lexical overlap: a pragmatic account. *Developmental psychology*, 37(5), 630.
- Dink, J. W., & Ferguson, B. F. (2015). *eyetrackingR: An R library for eye-tracking data analysis*. Retrieved from <http://www.eyetrackingr.com>.
- Fan, S. P., Liberman, Z., Keysar, B., & Kinzler, K. D. (2015). The exposure advantage: Early exposure to a multilingual environment promotes effective communication. *Psychological Science*, 26(7), 1090–1097. doi: 10.1177/0956797615574699
- Frank, I., & Poulin-Dubois, D. (2002). Young monolingual and bilingual children's responses to violation of the mutual exclusivity principle. *International Journal of Bilingualism*, 6(2), 125–146.
- Garnham, W. A., & Ruffman, T. (2001). Doesn't see, doesn't know: is anticipatory looking really related to understanding or belief?. *Developmental Science*, 4(1), 94-100.
- M. (1985). Implicit contrast in adjectives vs. nouns: Implications for word-learning in preschoolers. *Journal of Child Language*, 12(1), 12–143.
- Gliga, T., Elsabbagh, M., Hudry, K., Charman, T., & Johnson, M. H. (2012). Gaze following, gaze reading, and word learning in children at-risk for autism. *Child Development*, 83(3), 926–938. doi: 10.1111/j.1467-8624.2012.01750.x
- Golinkoff, R. M., Hirsh-Pasek, K., Bailey, L. M., & Wenger, N. R. (1992). Young children and adults use lexical principles to learn new nouns. *Developmental Psychology*, 28(1), 99–108. doi: 10.1037/0012-1649.28.1.99
- Grassmann, S., & Tomasello, M. (2010). Young children follow pointing over words in

- interpreting acts of reference. *Developmental Science*, *13*, 252–263. doi: 10.1111/j.1467-7687.2009.00871.x
- Halberda, J. (2003). The development of a word-learning strategy. *Cognition*, *87*(1), B23-B34.
- Hall, D. G., Quantz, D. H., & Persoage, K. A. (2000). Preschoolers' use of form class cues in word learning. *Developmental Psychology*, *36*(4), 449–462. doi: 10.1037/0012-1649.36.4.449
- Haryu, E., & Imai, E. (1999). Controlling the application of the mutual exclusivity assumption in the acquisition of lexical hierarchies. *Japanese Psychological Research*, *41*, 21–34. doi: 10.1111/1468-5884.00102
- Healey, E., & Skarabela, B. (2008). Are children willing to accept two labels for a single object? A comparative study of mutual exclusivity in monolingual and bilingual children. In T. Marinis, A. Papangeli, & V. Stojanovik, *Proceedings of the 2007 Child Language Seminar: 30 Anniversary* (pp. 49–58). Reading: University of Reading.
- Heibeck, T. H., & Markman, E. M. (1987). Word learning in children: An examination of fast mapping. *Child Development*, *58*(4), 1021–1034.
- Holmqvist, K., Nyström, M., Andersson, R., Dewhurst, R., Jarodzka, H., & van de Weijer, J. (2015). *Eye tracking: A comprehensive guide to methods and measures*. Oxford: Oxford University Press.
- Hood, B., Cole-Davies, V., & Dias, M. (2003). Looking and search measures of object knowledge in preschool children. *Developmental psychology*, *39*(1), 61.
- Houston-Price, C., Caloghiris, Z., & Raviglione E. (2010). Language experience shapes the development of the mutual exclusivity bias. *Infancy*, *15*, 125–150. doi: 10.1111/j.1532-7078.2009.00009.x

- Houston-Price, C., Plunkett, K., & Duffy, H. (2006). The use of social and salience cues in early word learning. *Journal of Experimental Child Psychology*, *95*(1), 27-55.
- Hung, W. Y., Patricia, F., & Yow, W. Q. (2015). Bilingual children weigh speaker's referential cues and word-learning heuristics differently in different language contexts when interpreting a speaker's intent. *Frontiers in Psychology: Cognitive Sciences*, *6*, 796. doi: 10.3389/fpsyg.2015.00796
- Jaswal, V. K. (2004). Don't believe everything you hear: Preschoolers' sensitivity to speaker intent in category induction. *Child development*, *75*(6), 1871-1885.
- Jaswal, V. K., & Hanson, M. B. (2006). Learning words: Children disregard some pragmatic information that conflicts with mutual exclusivity. *Developmental Science*, *9*(2), 158-165.
- Kan, P., & Kohnert, K. (2008). Fast mapping by bilingual children. *Journal of Child Language*, *35*, 495-514. doi: 10.1017/S0305000907008604
- Kaufman, A. S., & Kaufman, N. L. (2004). *Kaufman Brief Intelligence Test (2nd ed.)*. Circle Pines, MN: American Guidance Service.
- Kormi-Nouri, R. E. Z. A., Shojaei, R. S., Moniri, S., Gholami, A. R., Moradi, A. R., Akbari-Zardkhaneh, S. A. E. E. D., & Nilsson, L. G. (2008). The effect of childhood bilingualism on episodic and semantic memory tasks. *Scandinavian journal of psychology*, *49*(2), 93-109.
- Lee, V., & Kuhlmeier, V. A. (2013). Young children show a dissociation in looking and pointing behavior in falling events. *Cognitive Development*, *28*(1), 21-30.
- Low, J., & Perner, J. (2012). Implicit and explicit theory of mind: State of the art. *British Journal of Developmental Psychology*, *30*(1), 1-13.

Markman, E. M. (1991). The whole-object, taxonomic, and mutual exclusivity assumptions as initial constraints on word meanings. *Perspectives on language and thought: Interrelations in development*, 72-106.

Markman, E. M., & Wachtel, G. F. (1988). Children's use of mutual exclusivity to constrain the meanings of words. *Cognitive psychology*, 20(2), 121-157.

Merriman, W. E., & Kutlesic, V. (1993). Bilingual and monolingual children's use of two lexical acquisition heuristics. *Applied Psycholinguistics*, 14, 229-249.

Orquin, J. L., Ashby, N. J. S., & Clarke, A. D. F. (2016). Areas of interest as a signal detection problem in behavioral eye-tracking research. *Journal of Behavioral Decision Making*, 29, 103-115.

Poulin-Dubois, D., Blaye, A., Coutya, J., & Bialystok, E. (2011). The effects of bilingualism on toddlers' executive functioning. *Journal of Experimental Child Psychology*, 108, 567-579.

Rohde, A., & Tiefenthal, C. (2000). Fast mapping in early L2 lexical acquisition. *Studia Linguistica*, 54(2), 167-174. doi: 10.1111/1467-9582.00057

Senju, A., & Csibra, G. (2008). Gaze following in human infants depends on communicative signals. *Current Biology*, 18, 668-671.

Shinsky, J. L., & Munakata, Y. (2005). Familiarity Breeds Searching Infants Reverse Their Novelty Preferences When Reaching for Hidden Objects. *Psychological Science*, 16(8), 596-600.

Singapore Department of Statistics. (2015). General household survey 2015. Retrieved from

[http://www.singstat.gov.sg/docs/default-source/default-document-library/publications/publications\\_and\\_papers/GHS/ghs2015/ghs2015.pdf](http://www.singstat.gov.sg/docs/default-source/default-document-library/publications/publications_and_papers/GHS/ghs2015/ghs2015.pdf)



- Smith L. B., Colunga E., & Yoshida H. (2010). Knowledge as process: Contextually-cued attention and early word learning. *Cognitive Science*, 34, 1287–1314. doi: 10.1111/j.1551-6709.2010.01130.x
- Spiegel, C., & Halberda, J. (2011). Rapid fast-mapping abilities in 2-year-olds. *Journal of Experimental Child Psychology*, 109(1), 132–140. doi:10.1016/j.jecp.2010.10.013
- Thordardottir, E. (2015). The relationship between bilingual exposure and morphosyntactic development. *International journal of speech-language pathology*, 17(2), 97-114.
- Thorn, A. S., Gathercole, S. E., & Frankish, C. R. (2002). Language familiarity effects in short-term memory: The role of output delay and long-term knowledge. *The Quarterly Journal of Experimental Psychology: Section A*, 55(4), 1363-1383.
- Tomasello, M. (Ed.) (1998). *A New Psychology of Language*. Lawrence Erlbaum, Mahwah, NJ.
- Trueswell, J., & Gleitman, L. (2004). Children's eye movements during listening: Developmental evidence for a constraint-based theory of sentence processing. *The interface of language, vision, and action: Eye movements and the visual world*, 319-346.
- Waxman, S. R., & Gelman, S. A. (2009). Early word-learning entails refernce, not merely associations. *Trends in Cognitive Sciences*, 13, 258–263. doi: 10.1016/j.tics.2009.03.006
- Waxman, S. R., & Gelman, S. A. (2010). Different kinds of concepts and different kinds of words: What words do for human cognition. In Mareschal, Quinn & Lea (Eds.) *The making of human concepts*. Oxford, UK: Oxford University Press.
- Woodward, A. L. (2000). Constraining the problem space in early word learning. In R. M. GolinkoV, K. Hirsh-Pasek, L. Bloom, L. B. Smith, A. L. Woodward, N. Akhtar, M. Tomasello, & G. Hollich (Eds.), *Becoming a word learner: A debate on lexical acquisition* (pp. 81–114). Oxford, UK: Oxford University Press.

- Woodward, A. L. (2003). Infants' developing understanding of the link between looker and object. *Developmental Science*, 6(3), 297–311.
- Woodward, A. L., & Markman, E. M. (1998). Early word learning. In W. Damon (Ed.) *Handbook of child psychology (Volume 2): Cognition, perception, and language* (pp. 371–420). Hoboken, NJ, US: John Wiley & Sons Inc.
- Yow, W. Q., & Markman, E. M. (2007). *Monolingual and bilingual children's use of mutual exclusivity assumption and pragmatic cues in word learning*. Poster presented at the meeting of the Society for Research in Child Development, Boston, MA.
- Yow, W. Q., & Markman, E. M. (2011). Young bilingual children's heightened sensitivity to referential cues. *Journal of Cognition and Development*, 12(1), 12–31. doi: 10.1080/15248372.2011.539524
- Yow, W. Q., & Markman, E. M. (2015). A bilingual advantage in how children integrate multiple cues to understand a speaker's referential intent. *Bilingualism: Language and Cognition*, 18, 391–399. doi:10.1017/S1366728914000133
- Yow, W. Q., & Markman, E. M. (2016). Children increase their sensitivity to a speaker's nonlinguistic cues following a communicative breakdown. *Child Development*, 87, 385–394.

Table 1

*Means (and Standard Deviations) of Demographic Information and Scores on KBIT-2 and Flanker Task by Language Group*

	Monolingual	Bilingual	Trilingual
n	28	48	31
Male:Female	14:14	20:28	17:14
Age (months)	54.8 (0.8)	55.0 (0.6)	55.0 (0.7)
Maternal education <sup>a</sup> (%)	78.6%	62.5%	71.0%
Monthly household income <sup>b</sup> (1-5)	4.1 (1.0)	3.9 (1.0)	3.7 (1.1)
Exposure to English (%)	92.3 (4.0)	54.5 (15.3)	53.5 (15.9)
Exposure to Mandarin (%)	-	45.5 (15.3)	21.1 (13.7)
Exposure to other language (%)	-	-	25.3 (16.3)
KBIT-2 (Overall IQ) <sup>c</sup>	95.6 (13.5)	98.5 (14.3)	96.4 (12.8)
KBIT-2 (Verbal) <sup>c</sup>	92.6 (14.5)	93.0 (18.8)	86.7 (15.7)
KBIT-2 (Nonverbal) <sup>c</sup>	99.4 (15.1)	103.8 (11.6)	106.8 (11.0)
Flanker RT (ms) – Congruent <sup>d</sup>	1358 (260)	1307 (303)	1417 (233)
Flanker RT (ms) – Incongruent <sup>d</sup>	1507 (320)	1464 (341)	1491 (322)
Flanker effect (ms) <sup>d</sup>	149 (227)	157 (212)	101 (306)

*Notes.* KBIT-2 = Kaufman Brief Intelligence Test, 2nd Edition.

<sup>a</sup> Number of children whose mother had completed at least high school.

<sup>b</sup> Monthly household income on a scale of from 1 (< \$1,000) to 5 (> \$6,000).

<sup>c</sup> For KBIT-2, n = 26, 41, and 28 for monolingual, bilingual, and trilingual, respectively.

<sup>d</sup> For flanker task, n = 26, 46, and 30 for monolingual, bilingual and trilingual, respectively.

Table 2

*Proportion Looking Duration Toward Each Area of Interest During Baseline and Teaching Intervals of Each Trial*

	Monolingual	Bilingual	Trilingual
n	27	44	27
Baseline Interval			
Static object	0.10 (0.08)	0.09 (0.07)	0.09 (0.07)
Salient object	0.34 (0.13)	0.38 (0.13)	0.40 (0.14)
Face	0.55 (0.15)	0.52 (0.13)	0.52 (0.16)
Teaching Interval			
Static object	0.31 (0.10)	0.35 (0.09)	0.31 (0.09)
Salient object	0.15 (0.08)	0.17 (0.10)	0.21 (0.14)
Face	0.54 (0.12)	0.48 (0.12)	0.48 (0.16)

*Notes.* N = 98. Additional 9 participants (1 monolingual, 4 bilingual and 4 trilingual) were excluded for this analysis.

Figure 1. Novel word learning paradigm.

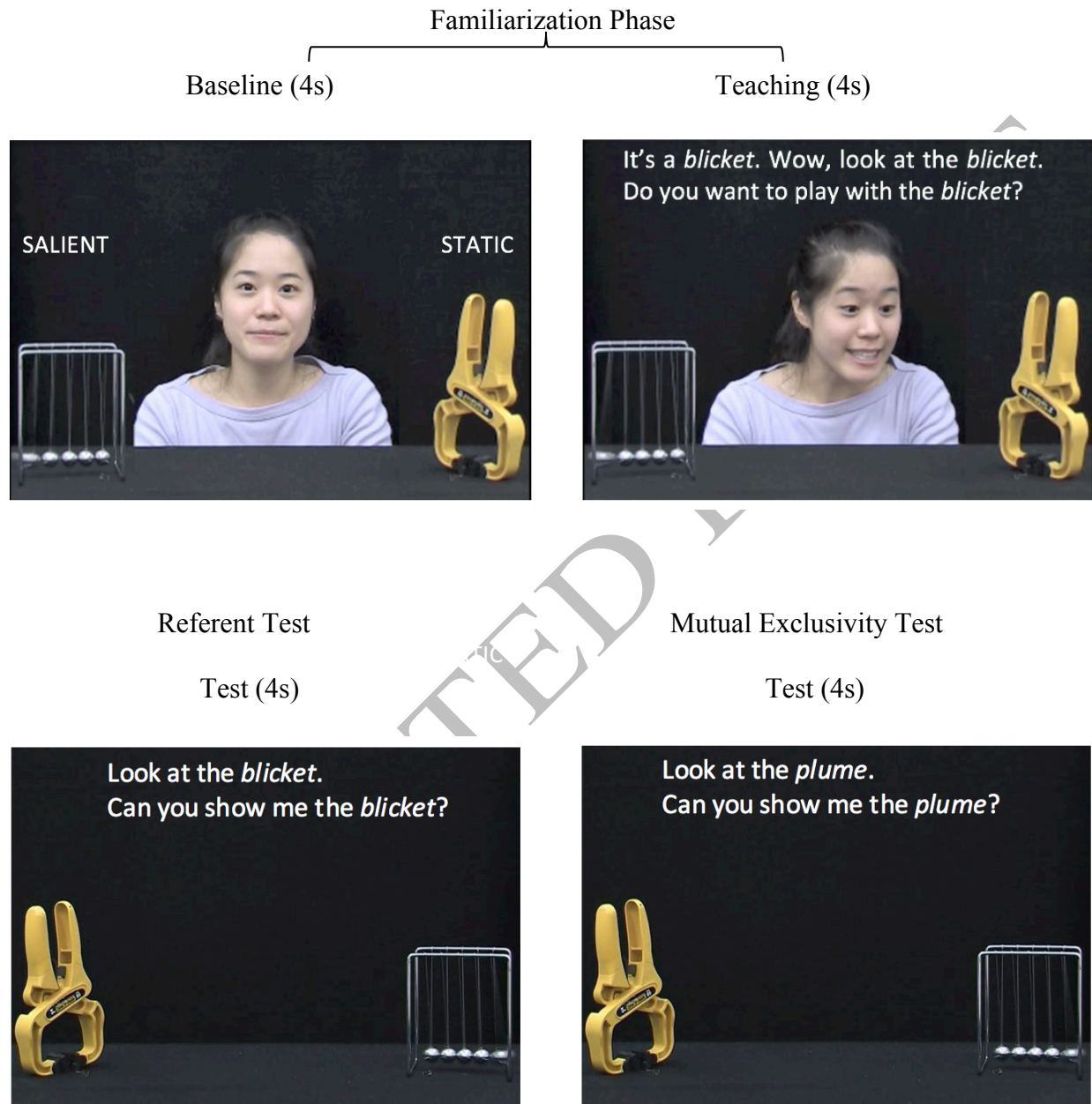
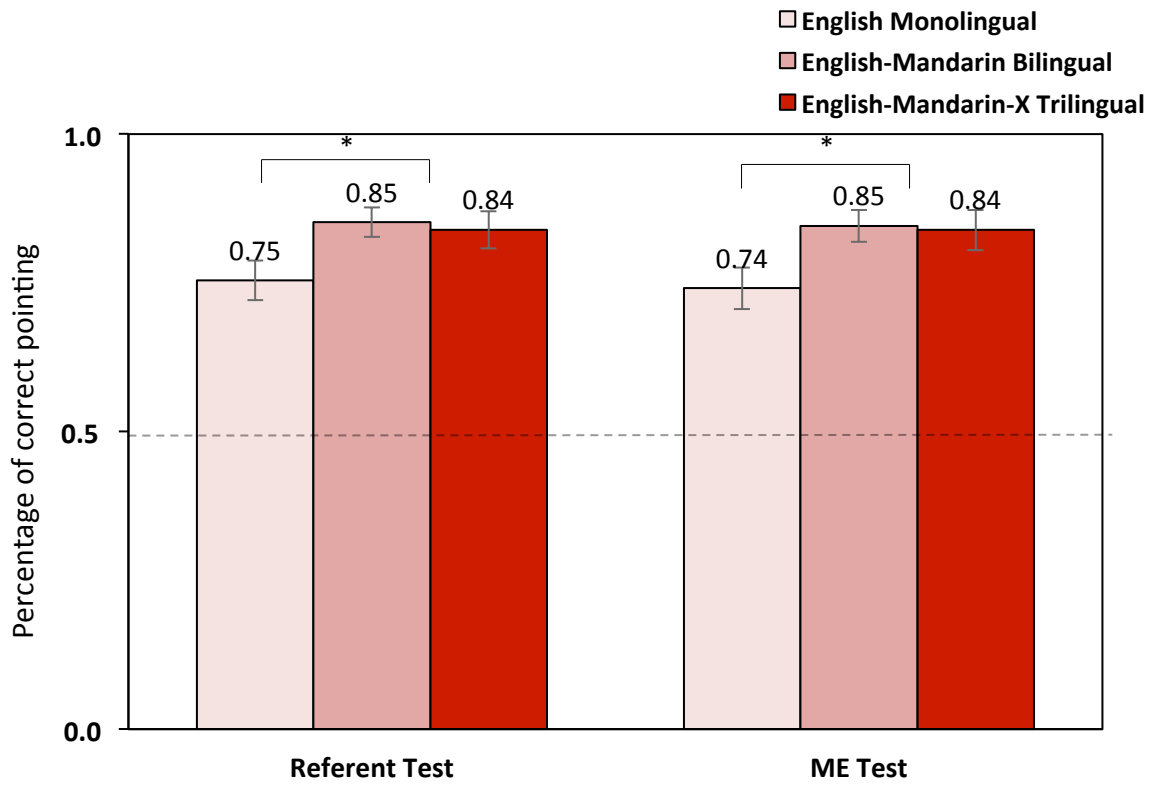
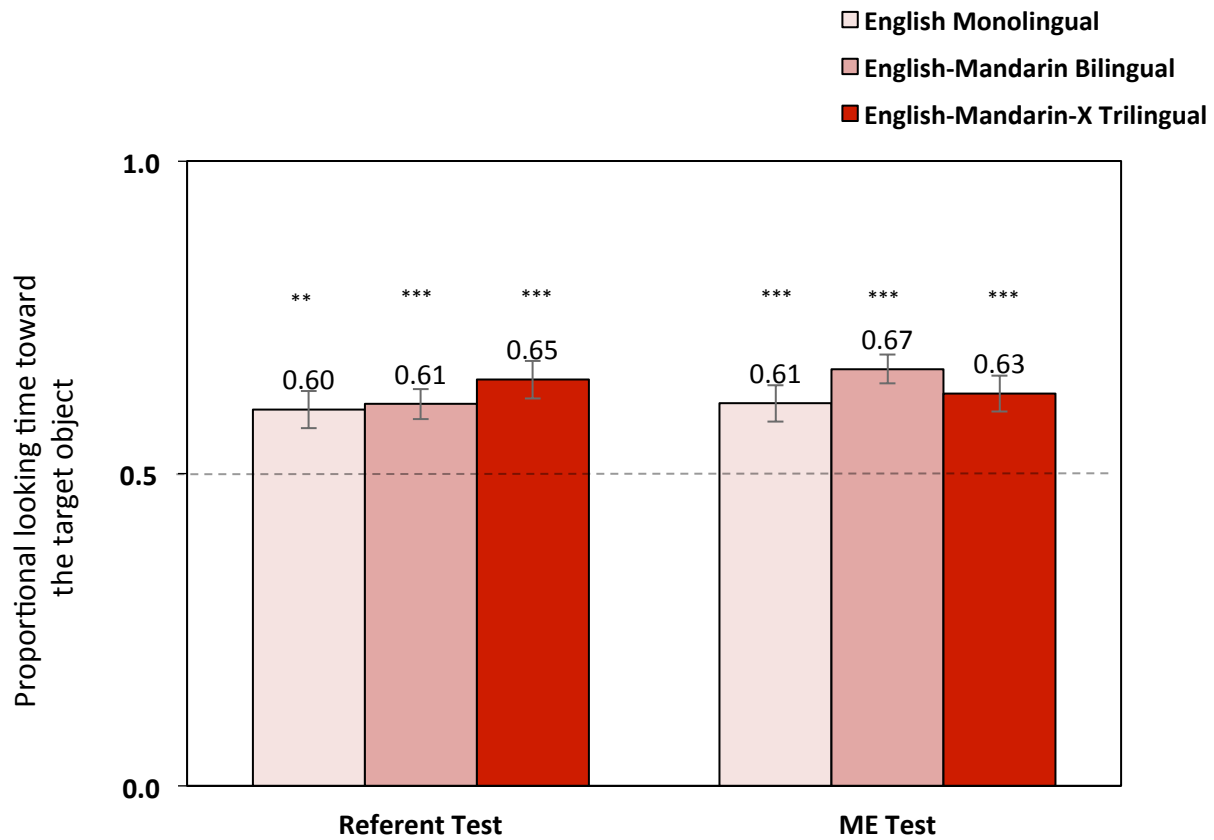


Figure 2. Task performance indicated by children's pointing behavior during testing.



Notes. In the referent test trial, correct pointing was pointing toward the static object; in the mutual exclusivity test trial, correct pointing was pointing toward the salient object. Error bar = standardized error of the mean. \*  $p < .05$ .

Figure 3. Task performance indicated by children's looking behavior during testing.



Notes. Proportionate looking time toward the target object (i.e., the static object in the referent test, and the salient object in the mutual exclusivity test) was calculated with respect to the total amount of time looking at the two objects. Error bar = standardized error of the mean. All are significantly different from chance (0.5), \*\*  $p < .01$ , \*\*\*  $p < .001$

Appendix A

Novel Objects and Novel Words Used in the Experiment

Pair	Static object	Salient object	Word in referent test	Word in ME test
1			Blicket	Plume
2			Dax	Kellar
3			Neem	Gombie
4			Zoop	Timbo
5			Sefo	Moxie
6			Toma	Togo
7			Kobe	Fimmet
8			Teri	Wug