



Atkinson, B., Bailey, S., Vaughan, I. P., & Memmott, J. (2015). A comparison of clearfelling and gradual thinning of plantations for the restoration of insect herbivores and woodland plants. *Journal of Applied Ecology*, 56(6), 1538-1546. DOI: 10.1111/1365-2664.12507

Peer reviewed version

Link to published version (if available):

[10.1111/1365-2664.12507](https://doi.org/10.1111/1365-2664.12507)

[Link to publication record in Explore Bristol Research](#)

PDF-document

This is the author accepted manuscript (AAM). The final published version (version of record) is available online via Wiley at <http://onlinelibrary.wiley.com/doi/10.1111/1365-2664.12507/abstract>. Please refer to any applicable terms of use of the publisher.

University of Bristol - Explore Bristol Research

General rights

This document is made available in accordance with publisher policies. Please cite only the published version using the reference above. Full terms of use are available: <http://www.bristol.ac.uk/pure/about/ebr-terms.html>

1 **A comparison of clearfelling and gradual thinning of plantations for**
2 **the restoration of insect herbivores and woodland plants**

3

4 **Atkinson, B^{1*}, Bailey, S², Vaughan I.P.³ & Memmott, J¹**

5 ¹School of Biological Sciences, University of Bristol, Life Sciences Building, 24
6 Tyndall Avenue, Bristol, BS8 1TQ, UK

7 ²Forestry Commission, Silvan House, 231 Corstorphine Road, Edinburgh, EH12 7AT,
8 UK

9 ³Cardiff School of Biosciences, Cardiff University, Museum Avenue, Cardiff CF10
10 3AX, UK

11 * **Corresponding author:** beth.atkinson86@gmail.com

12

13 **Running title:** Comparing plantation clearfelling and thinning

14

15 Total word count: 6912

16 Summary: 330

17 Main text: 4512

18 Acknowledgements: 33

19 References: 1830

20 Table and figure legends: 139

21 Number of tables: 0

22 Number of figures: 3

23 Number of references: 76

24

25 **Summary**

26

27 **1.** Testing restoration methods is essential for the development of restoration ecology
28 as a science. It is also important to monitor a range of taxa, not just plants which have
29 been the traditional focus of restoration ecology. Here we compare the effects on
30 ground flora and leaf-miners, of two restoration practices used when restoring conifer
31 plantations.

32

33 **2.** Two methods of restoration were investigated: clearfelling of plantations and the
34 gradual thinning of conifers over time. Unrestored plantations and native broadleaved
35 woodlands were also surveyed, these representing the starting point of restoration and
36 the reference community respectively. The study sites consist of two forest types
37 (acidic *Quercus* woodland and mesotrophic *Fraxinus* woodland) enabling us to
38 compare the two restoration methods in different habitat types. We use a well-
39 replicated, large-scale study system consisting of 32 woodland plots, each 2 ha in size.

40

41 **3.** There were 179 plant species identified in the plots. Clearfelled plots had greater
42 overall ground flora species richness than other management regimes (thinned,
43 unrestored plantation and native woodland), but the richness of woodland plant
44 species did not differ between clearfelled, thinned, native woodland and unrestored
45 plantation plots.

46

47 **4.** More than 10,000 leaf-miners comprising 122 species were collected. An increased
48 plant species richness was associated with increased leaf-miner species richness under
49 all management regimes except clearfelled plots.

50

51 **5.** Forest type did not affect the response to restoration method, i.e. there was no
52 interaction between management regime and forest type for any of the variables
53 measured.

54

55 **6. *Synthesis and applications.*** Both the clearfelling and gradual thinning approaches
56 to plantation restoration maintained the woodland species in the ground flora of
57 plantations. However, these restoration methods differed in their effects on the leaf-
58 miner – plant species richness relationship. It is often assumed that during restoration
59 increases in plant-species richness lead to increases invertebrate herbivore richness,
60 but this was not the case on clearfelled sites. This study demonstrates the importance
61 of testing and comparing restoration methods, and monitoring invertebrates as well as
62 plants during restoration.

63

64 **Keywords**

65 Ancient woodland, ground flora, herbaceous layer, herbivore community, leaf-

66 miners, PAWS, plant community, plantation management, species richness

67 **Introduction**

68 Ecological restoration is essential for creating resilient ecological networks, ensuring
69 sustainable provision of ecosystem services, and conserving threatened species and
70 habitats (Young 2000; Hobbs & Harris 2001; Lawton *et al.* 2010). The restoration of
71 degraded forests is taking place across the globe, and although forests vary in
72 structure and species composition, similar methods are used for forest restoration
73 worldwide (Stanturf, Palik & Dumroese 2014). In Britain the restoration of native
74 woodland from plantations on ancient woodland sites has received increasing
75 attention (Pryor, Curtis & Peterken 2002; Thompson *et al.* 2003; Harmer &
76 Thompson 2013). Ancient woodland sites have had no other land use since at
77 least 1600AD in England and Wales, or 1750AD in Scotland (Peterken 1977)). Native
78 forests on ancient woodland sites are important habitats for many rare and threatened
79 species (Peterken 1993), but between the 1930's and 1990's 40% of the remaining
80 such woodlands in Britain were converted to plantations, mostly of non-native
81 conifers (Spencer & Kirby 1992; Pryor & Smith 2002). Due to the increased
82 recognition of the value of native woodland it is now policy to restore these
83 plantations (Harmer, Kerr & Thompson 2010). Despite being greatly changed from
84 native woodland, they often retain features such as veteran trees, coppice stools and
85 remnant ground flora (Pryor, Curtis & Peterken 2002), making them good candidates
86 for the successful restoration of native forest.

87 Degraded forests can be restored through clearfelling of the existing canopy, or by
88 removing trees over an extended period of time (Stanturf, Palik & Dumroese 2014).
89 Whilst the effects of different conifer removal regimes on tree regeneration have been
90 investigated on plantations on ancient woodland sites (Harmer & Kiewitt 2006;

91 Harmer, Kiewitt and Morgan 2012), there has been little investigation into effects on
92 other taxa. As different restoration approaches cause disturbances of different
93 intensities and patterns they are likely to have a different impact on the ground flora
94 (Roberts & Gilliam 2014).

95 This study compares two restoration methods – clearfelling planted conifers versus
96 their gradual removal – and compares these to native woodland (as a reference
97 community) and to conifer plantations on ancient woodland sites not undergoing
98 restoration (the starting point of restoration). We focus on the effects on the ground
99 flora and insect herbivore communities. Although the effects of tree-removal practises
100 on the ground flora community have begun to be explored, they are still not well
101 understood (Gilliam 2014). The plant diversity of forests is largely determined by the
102 ground flora (Gilliam 2007), and it is important to conserve woodland ground flora
103 species during restoration as many are slow to re-colonise once lost (Brunet & von
104 Oheimb 1998; Hermy et al. 1999).

105

106 Restoration studies are often botanical in focus (Young 2000; Ruiz-Jaen & Aide
107 2005), and it is often assumed that successful restoration of the plant community leads
108 to the restoration of higher trophic levels. The diversity of herbivorous invertebrates is
109 indeed often correlated with the diversity of the plant community (Brown & Hyman
110 1986; Crisp, Dickinson & Gibbs 1998; Siemann, Haarstad & Tilman 1999; Rowe &
111 Holland 2013), and there is evidence to suggest that restoring the diversity and
112 structural complexity of vegetation will lead to the restoration of Hemipteran
113 assemblages in *Eucalyptus marginata* (Donn ex Sm.) forests (Moir *et al.* 2005).
114 However, other taxonomic groups and habitats need to be studied in order to
115 determine if this is a general effect or specific to certain taxa or habitats. Here we

116 investigate leaf-mining insects. These have not been widely used in restoration
117 ecology but, as a species rich guild of specialist herbivores including species from
118 four insect orders (Coleoptera, Diptera, Hymenoptera and Lepidoptera (Connor &
119 Taverner 1997)), they are a useful group for monitoring restoration. They are also
120 easy to collect and, as they live inside their food plant, host-plant relationships can be
121 accurately determined.

122

123 This study has three objectives: 1) To determine whether the two restoration methods
124 differ in their impact on the plant species richness of the ground flora and woodland
125 specialist plants; 2) To assess whether plant species richness is correlated with leaf-
126 miner species richness; 3) To test whether the efficacy of the two restoration
127 approaches is affected by the type of woodland community being restored.

128 **Materials and methods**

129

130 **Field sites**

131 The study was carried out in the Forest of Dean, UK; a temperate forest spanning 106
132 km² in the West of England (51.789 N, -2.546 W). The forest was previously
133 exploited for minerals and stone as well as timber, and contained areas managed as
134 coppice and wood pasture (Herbert 1996). The forest currently consists of a mix of
135 native broad-leaved and non-native conifer species.

136

137 Thirty-two plots were chosen, each 2 ha in size: eight plots managed as native
138 broadleaved woodland (herein native plots), eight within conifer plantations not
139 undergoing restoration (herein plantations), eight within conifer plantations
140 undergoing gradual removal of planted trees for restoration (herein thinned plots), and
141 eight within clearfelled conifer plantations (herein clearfelled plots). All plots were on
142 ancient woodland sites. All plots were at least 15 m from the forest or clearfell edge.
143 Plots were spread across eight locations (blocks), with each block containing one plot
144 under each management regime.

145

146 The eight blocks consisted of two different forest types. Four of the blocks were on
147 acidic *Quercus* woodland (National Vegetation class W10 (*Quercus robur* - *Pteridium*
148 *aquilinum* - *Rubus fruticosus*) (Rodwell, 1991)) and four were on mesotrophic
149 *Fraxinus* woodland (National Vegetation class W8 (*Fraxinus excelsior* - *Acer*
150 *campestre* - *Mercurialis perennis*) (Rodwell, 1991)). Both these woodlands are
151 widespread in lowland Britain. For plantations, thinned plots, and clearfelled plots the
152 forest type refers to woodland that existed before conifer planting occurred. There

153 was evidence of deer presence, an important factor in determining the plant species
154 composition of forests (Waller 2014), in all plots.

155

156 On thinned plots, conifers are thinned every 5 years with thinning concentrated
157 around native broadleaves. Plantations are also thinned every 5 years, with the pattern
158 of thinning determined to maximise conifer growth. In the clearfelled plots all
159 conifers were felled, and on all but one of these plots native broadleaves were planted.
160 Native plots are thinned at most every 10 years depending on the degree of crown
161 competition. Restoration commenced on thinned plots between 7 and 4 years prior to
162 this study. Clearfelled plots were felled between 4 and 10 years prior to this study.
163 Where possible plantations, thinned plots, and clearfelled plots in the same block had
164 been planted with the same tree species. Plantations, thinned plots, and clearfelled
165 plots were planted between 1958 and 1976, and in the same block were planted at
166 most eight years apart (see Table S1 in Supporting Information for further plot
167 information).

168

169 **Plant sampling and classification**

170 Plots were sampled for plants every four weeks between late April 2011 and July
171 2011, with each of the 32 plots being sampled three times. Plots within the same
172 block were sampled on the same or consecutive days. During each sampling round a
173 100 m x 2 m transect, or on plots narrower than 100 m (due to the forest shape)
174 multiple transects with a combined area of 200 m², were randomly placed in each
175 plot. A gap of 1 m was left between transects shorter than 100 m to prevent plants
176 being counted twice. All transects within a plot were parallel, and transects used for
177 different sampling rounds were at least 5 m apart.

178

179 Along each transect all vascular plants excluding Lycopodiopsida were identified.
180 Plants with a diameter at breast height less than 5 cm, and shorter than 2 m, excluding
181 the native trees planted on clearfelled plots, were counted as ground flora and each
182 species was assigned a species cover score (Fehmi 2010) using the Domin scale; 1 =
183 <4 % species cover - very scarce, 2 = <4 % - scarce, 3 = <4 % - scattered, 4 = 4–10%,
184 5 = 11–25%, 6 = 26–33%, 7 = 34–50%, 8 = 51–75%, 9 = 76–90%, 10 = 91–100%
185 (Mueller-Dombois & Ellenberg 1974). Domin scores were back-transformed to
186 continuous percentage cover values using the Domin 2.6 transformation (Currall
187 1987). Following transformation the mean abundance of each species from the three
188 sampling rounds was calculated. These mean values were used in the statistical
189 analyses. Species in the ground flora were classed as woodland species if “broad
190 leaved, mixed and yew woodland” was identified by Hill, Preston and Roy (2004) as
191 one of their broad habitats in the British Isles.

192

193 **Leaf-miner sampling**

194 Plots were sampled for leaf-miners between late April 2011 and August 2011. Each of
195 the 32 plots was sampled four times. Plots within the same block were sampled on the
196 same or consecutive days. The same transects were used as for plant surveys, with an
197 additional round of sampling, following the same transect methodology, in August
198 2011. Along each transect all leaves up to 2 m above the ground were inspected for
199 leaf-mines and all leaves with mines collected.

200

201 Leaf-miners were reared in the laboratory. The combination of leaf-mine morphology,
202 host plant species and adult miner morphology was used to identify leaf-miners using
203 the British Leafminers website (n.d.) and Pitkin *et al.* (n.d).

204

205 **Statistical analyses**

206

207 **Objective 1: Do the two restoration methods differ in their impact on the ground**

208 **flora?** The effect of restoration method on the total ground flora and woodland
209 species ground flora were analysed using generalized linear mixed effects models.

210 Management regime (native, plantation, thinned or clearfelled), forest type (acidic
211 *Quercus* or mesotrophic *Fraxinus*), and their interaction were modelled as fixed

212 factors to analyse their effects on total ground flora species richness and woodland
213 species ground flora richness of plots. Block was added as a random effect to all
214 models to account for the blocked design of this study.

215

216 To evaluate the similarity in species composition of ground flora and woodland
217 species ground flora between management regimes the Bray-Curtis dissimilarity was
218 used. Non-metric multidimensional scaling (NMDS) was used for visual inspection of
219 the similarities between plots. The effects of management regime, and the interaction
220 between management regime and forest type on the community composition of
221 ground flora and woodland species ground flora were analysed using permutational
222 multivariate analysis of variance (PERMANOVA) (Anderson 2001) with 9999
223 permutations. Data were permuted within blocks to account for the nesting of plots
224 within blocks. Significant differences may be due to different within-group variation
225 or different mean values (Warton, Wright & Wang 2012). Therefore, prior to all

226 PERMANOVA analyses a test for homogeneity of multivariate dispersion was
227 performed using 9999 permutations (Anderson 2006). For all such tests no difference
228 in multivariate dispersion was found between plots of different types, and we are
229 confident that significant results from PERMANOVA reflect differences in mean
230 values.

231

232 Due to the split-plot design of this study, with management regime assigned to plots
233 within blocks and forest type assigned to whole blocks, the main effect of forest type
234 could not be analysed. It uses a different error term from the main effect of
235 management regime and the forest type - management regime interaction (Snedecor
236 & Cochran 1989), and the software used to perform PERMANOVA did not allow the
237 use of two different error terms.

238

239 **Objective 2: Is plant species richness correlated with leaf-miner species richness?**

240 Rarefied leaf-miner species richness was calculated for each plot to adjust for
241 differences in abundance (Gotelli & Colwell 2001). This estimated the expected
242 species richness if 10 leaf-mines were sampled in each plot; the smallest number of
243 mines found in a plot with the exception of one plot where no mines were found.

244 Estimates made using a rarefied sample size of 50 individuals were comparable,
245 but led to plots being excluded due to having <50 mines. A rarefied sample size
246 of 10 was therefore preferred to maximise the plot sample size.

247

248 Rarefied richness was analysed using a general linear mixed effects model. The plant
249 species richness of plots, as well as management regime, forest type, and all two-way

250 interactions between these were modelled as fixed factors. Block was added as a
251 random effect to all models to account for the blocked design of this study.

252

253 **Objective 3: Is the efficacy of the two restoration approaches affected by forest**
254 **type?**

255 Forest type was included in the models described above. Although the effect of forest
256 type on ground flora species composition could not be statistically assessed using our
257 statistical models, PERMANOVA was able to determine if forest type interacted with
258 management regime to affect species composition. The main effect of forest type on
259 ground flora composition was determined graphically using NMDS.

260

261 **Model simplification and statistical software**

262 Maximum models were simplified using likelihood ratio tests (Bolker 2008).
263 Explanatory variables were retained in models, and considered significant, if their
264 removal resulted in a significant change in model deviance. The validity of final
265 models was checked using visual examination of residuals (Bolker *et al.* 2009). *Post*
266 *hoc* Tukey tests were performed for all pair-wise comparisons of fixed factors, and
267 interactions between fixed factors, retained in optimal models, with *P* values adjusted
268 using the false discovery rate method (Benjamini & Hochberg 1995; Verhoeven,
269 Simonsen & McIntyre 2005; Pike 2011). If plant species richness, or an interaction
270 between plant species richness and another variable, was retained in the optimal
271 model of leaf-miner richness this was analysed graphically using effect displays (Fox,
272 2003). These show the predicted relationship between main effects and their
273 interactions on the response variable, as modelled using linear models such as those
274 performed here. Generalized linear mixed effect models used the Poisson distribution

275 and log link function (Bolker *et al.* 2009), and all linear models were fitted by
276 maximum likelihood estimates.

277

278 All analyses were conducted in R (R Core Team 2012). Package ‘lme4’ (Bates,
279 Maechler & Bolker 2012) was used to fit mixed models. Tukey tests were carried out
280 in the ‘multcomp’ package (Hothorn, Bretz & Westfall 2008). Effect displays were
281 produced using the ‘effects’ package (Fox 2003). Package ‘vegan’ (Oksanen *et al.*
282 2012) was used for NMDS plots, tests for homogeneity of multivariate dispersion,
283 PERMANOVA, and rarefaction.

284 **Results**

285

286 **Objective 1: Do the two restoration methods differ in their impact on the ground**

287 **flora?** One hundred and seventy-nine ground flora species were identified in the 32
288 plots, 167 to species level and 12 to genus, comprising 110 genera in 53 families (see
289 Table S2). Of these 86 were woodland species, comprising 69 genera in 47 families.
290 Management regime had a significant effect on species richness (Likelihood ratio test:
291 $\chi^2 = 65.35$, d.f.= 3, $P < 0.001$) and clearfelled plots had significantly more ground flora
292 species overall than other plots (Fig. 1a). However, all plots contained woodland
293 species and there was no significant effect of management regime on woodland
294 species richness (Likelihood ratio test; $\chi^2 = 1.83$, d.f.= 3, $P = 0.607$, Fig. 1b).

295

296 The overall ground flora community composition differed significantly between
297 management regimes (Pseudo $F = 4.05$, d.f. = 3, $P < 0.001$). Plantations and thinned
298 plots had a similar community composition intermediate between that of native and
299 clearfelled plots (Fig. 2a). The woodland species subset of the ground flora
300 community showed a different pattern from that of the ground flora in general.

301 Woodland species composition differed between management regimes (Pseudo $F =$
302 4.08 , d.f.=3, $P < 0.001$) but thinned, plantations and clearfelled plots overlapped in
303 their composition whilst native plots had a different woodland species composition
304 (Fig. 2b).

305

306 **Objective 2: Is plant species richness correlated with leaf-miner species richness?**

307 In total 10,025 mines were collected. Of these 9771 could be identified to at least
308 order level and comprised 122 species (see Table S3): 68 Lepidoptera species and

309 four Lepidoptera taxa identified to genus level, 38 Diptera species and two Diptera
310 taxa identified to genus level, 11 Hymenoptera species and one Hymenoptera taxon
311 identified to order level, and two Coleoptera species.

312

313 The relationship between plant and rarefied herbivore species richness was not
314 consistent between the different management regimes. Thus, there was a significant
315 interaction between plant species richness and management regime (Likelihood ratio
316 test: $\chi^2 = 15.20$, d.f.= 3, $P = 0.002$). On plantations, thinned and native plots, there
317 was a positive relationship between leaf-miner species richness and plant species
318 richness (Figs. 3a, 3b, 3c). However, on clearfelled plots there was a negative
319 relationship between leaf-miner species richness and plant species richness (Fig. 3d).

320

321 **Objective 3: Is the efficacy of the two restoration approaches affected by forest**
322 **type?**

323 There was a significant effect of forest type on both total ground flora species richness
324 (Likelihood ratio test: $\chi^2 = 5.61$, d.f.= 1, $P = 0.018$) and woodland species richness
325 (Likelihood ratio test; $\chi^2 = 7.69$, d.f.= 1, $P = 0.006$) with mesotrophic *Fraxinus* plots
326 having a greater mean species richness than acidic *Quercus* plots in both cases (Total
327 ground flora species; 49.36 ± 8.5 vs. 32.19 ± 5.85 ; Woodland species; 23.56 ± 1.83
328 vs. 13.75 ± 2.79). Plots on the two different forest types also differed in total ground
329 flora species composition (Fig. 2a) and woodland species composition (Fig. 2b).

330

331 However, there was no interaction between management regime and forest type
332 affecting either total ground flora community composition (Pseudo $F = 1.33$, d.f. = 3,
333 $P = 0.110$), total ground flora species richness (Likelihood ratio test: $\chi^2 = 4.46$, d.f.=

334 3, $P = 0.216$), woodland species composition (Pseudo $F = 1.28$, d.f. = 3, $P = 0.173$),
335 or woodland species richness (Likelihood ratio test; $\chi^2 = 1.83$, d.f.= 3, $P = 0.605$).
336 Neither was there an effect of forest type on leaf-miner species richness (Likelihood
337 ratio test: $\chi^2 = 0.69$, d.f.= 1, $P = 0.407$). Thus the two restoration approaches have the
338 same impact on each type of woodland.

339

340 **Discussion**

341 During restoration it is important not only to re-establish, but to also maintain any
342 species native to the target habitat already present. Both of the restoration methods
343 studied here maintained woodland ground flora species. However, the restoration
344 methods differed in their effects in other ways. Clearfelled plots had greater ground
345 flora species richness than thinned plots, and leaf-miner species richness increased
346 with plant species richness on thinned plots but not on clearfelled plots. Forest type
347 did not interact with the restoration method, demonstrating that the two approaches
348 have a consistent effect on different plant communities.

349

350 There are two caveats to consider when interpreting these results. Firstly, plant
351 community data from plots prior to clearfelling or the onset of thinning were not
352 available. Therefore, any differences seen between plots cannot be conclusively
353 attributed to their management. However, there is no reason to suspect that the plant
354 communities under the different management regimes differed systematically prior to
355 restoration. Secondly, logistical constraints meant that leaf-miners were only sampled
356 from vegetation up to 2 m tall, i.e. the tree canopy was not sampled. However,
357 clearfelled plots had few trees taller than 2m, and the canopy of plantations and
358 thinned plots mainly consisted of conifers. Although conifers do host leaf-miners no

359 mines were found on conifer leaves during this study. We are therefore confident that
360 the samples from plantations, clearfelled and thinned plots reflect their leaf-miner
361 community. The native plots, however, had an extensive canopy cover of broadleaved
362 trees and their species richness of leaf-miners may be higher than reported here.

363

364 **The effect of restoration method on ground flora**

365 The potential of plantations on ancient woodland sites to be restored to native
366 woodland was confirmed by the presence of many woodland species, such as *Arum*
367 *maculatum* (L.), *Mercurialis perennis* (L.), and *Anemone nemorosa* (L.) in their
368 ground flora. Indeed plantations had the same number of woodland species in their
369 ground flora as native plots. Furthermore, neither approach to removing conifers
370 resulted in a decline in woodland ground flora species as restoration plots had the
371 same number, and a similar composition, of woodland ground flora species as
372 unreturned plantations. Due to the slow migration of many woodland plants (Brunet &
373 von Oheimb 1998; Hermy *et al.* 1999) maintaining their populations is an important
374 requirement of plantation restoration, and both approaches to restoration achieved
375 this.

376

377 The thinning regime studied here differs little from the management regime on
378 plantations not undergoing restoration, and both regimes result in a similar level of
379 disturbance. This explains the similarity in woodland species composition and
380 richness on these plots. Clearfelling of forests often results in the decline and loss of
381 woodland species (Hannerz & Hånell 1997; Roberts & Zhu 2002; Godefroid,
382 Rucquoi & Koedam 2005), here though clearfelled plots had the same number of
383 woodland species as the other management regimes. There are four mechanisms

384 whereby ground flora species may reappear on sites following disturbance such as
385 that caused by clearfelling; survival *in situ*, vegetative regeneration, regeneration from
386 the seed bank, and regeneration from dispersed propagules (Roberts and Gilliam
387 2014). Due to the absence of pre-restoration species lists we cannot be certain if these
388 woodland species were present in the community before felling, or if they have
389 subsequently colonised or regenerated from the seed bank of the clearfelled plots.
390 However, they are unlikely to have all germinated from the seed bank, as, with the
391 exception of *Rubus fruticosus* (L. agg.), woodland species do not produce long-lived
392 seed banks (Thompson, Bakker & Bekker 1997). Furthermore, many woodland
393 species have poor dispersal capabilities (Brunet & von Oheimb 1998; Hermy *et al.*
394 1999; Verheyen *et al.* 2003). However, *Deschampsia cespitosa* (L.) P. Beauv., and *A.*
395 *nemorosa*, both dispersal limited woodland species (Verheyen & Hermy 2001), were
396 found on plantations as well as clearfelled plots. It is therefore most likely that
397 survival *in situ* and vegetative regeneration from surviving vegetation are the
398 mechanisms responsible for the appearance of woodland species in the ground flora of
399 clearfelled plots, suggesting that remnant woodland species populations can survive
400 clearfelling at least for the four to 10 year post-felling window during which this
401 study was conducted. Many woodland species take advantage of canopy gaps and soil
402 disturbance (Brunet, Falkengren-Grerup & Tyler 1996; Brunet, Falkengren-Grerup &
403 Tyler 1997), and removal of the canopy can increase flowering, seed production, or
404 the vegetative spread of some woodland species (Hughes & Fahey 1991; Mayer, Abs
405 & Fischer 2004), aiding their survival following clearfelling. Furthermore, the
406 abundant *Pteridium aquilinum* (L.) Kuhn cover on the clearfelled plots may have
407 allowed shade tolerant woodland plants to survive (Pakeman & Marrs 1992).

408

409 Clearfelled plots had the greatest overall ground flora species richness. Canopy
410 opening of abandoned coppice also results in an increase in species richness (Vild *et*
411 *al.* 2013), and the species richness of clearfelled plots may reflect the community
412 present following historical coppicing or clearfelling for timber. Clearfelling results in
413 soil disturbance, more light reaching the ground (Ash & Barkham 1976; Collins &
414 Pickett 1988; Mitchell 1992) and an increased availability of colonisation sites,
415 leading to an increase in species richness through the dispersal of propagules into
416 clearfelled plots and/or regeneration from the seed bank (Roberts & Zhu 2002; Pykälä
417 2004). This is reflected in the species composition of clearfelled plots, which
418 contained many ruderal and grassland species such as *Chamerion angustifolium* (L.),
419 *Buddleja davidii* (Franch.) and *Ranunculus acris* (L.).

420

421 The woodland species composition of plantations, clearfelled or thinned plots did not
422 resemble the native plots. This is likely due to the age of native plots; they have
423 existed as native woodland for decades, or centuries, enabling the establishment of
424 slow colonising woodland species. There is no list of ancient woodland indicator
425 species for the Forest of Dean, but species such as *A. nemorosa*, *M. perennis*, and *Ilex*
426 *aquifolium* (L.), have been identified as ancient woodland species in other regions
427 (Hermy *et al.* 1999; Rose & O'Reilly 2006). While these species were present in
428 plantations, thinned plots, and clearfelled plots, they were more abundant in the native
429 plots. Continued monitoring is required to see if the woodland species composition of
430 clearfelled and thinned plots moves towards that of native plots.

431

432 **The relationship between plant species richness and leaf-miner species richness**

433 The diversity of phytophagous invertebrates often follows that of the plant community
434 (Brown & Hyman 1986; Crisp, Dickinson & Gibbs 1998; Siemann, Haarstad &
435 Tilman 1999; Rowe & Holland 2013), and leaf-miner species richness did increase
436 with plant species richness on plantations, thinned and native plots. Most leaf-miners
437 are specialists on a small number of related host-plants (Memmott, Godfray & Gauld
438 1994). Therefore, as plant species richness increases more niches are available for
439 leaf-miner species, and more leaf-miner species are able to establish in the
440 community. However, greater plant species richness did not necessarily lead to
441 greater species richness of leaf-miners. On clearfelled plots leaf-miner species
442 richness did not increase as plant species richness increased, demonstrating that the
443 relationship between plant species richness and invertebrate herbivore species
444 richness can differ under different management regimes.

445

446 Although not measured here, clearfelled plots had greater, denser, vegetation cover
447 than the other plots. The vegetation cover on clearfelled plots may make it difficult
448 for leaf-miners to locate host plants in species rich communities using visual or
449 chemical cues (McNair, Gries & Gries 2000; Jactel *et al.* 2011; Dulaurent *et al.* 2012),
450 preventing them from establishing. This could occur through reduced resource
451 concentration, whereby herbivores are less able to find host plants when they do not
452 form dense stands (Root 1973), and/or reduced focal plant apparency, whereby
453 herbivores are less able to find host plants when they are concealed by taller non-host
454 plants (Floater & Zalucki 2000; Hughes 2012; Castagneyrol *et al.* 2013). When plant
455 species richness is lower, but the vegetation cover is high, these mechanisms will not
456 occur, and leaf-miners may be even more likely to establish due to the ease of locating

457 host plants when they form dense stands. Further investigation is needed to determine
458 if these mechanisms explain our results.

459

460 **The effect of forest type on restoration outcome**

461 Forest type had no effect on leaf-miner species richness, but did affect the species
462 richness of the ground flora and richness of woodland species in the ground flora,
463 with mesotrophic *Fraxinus* plots having a greater species richness of both these
464 groups. However, there were no significant interactions between forest type and
465 management regime. Differences between the forest types are differences in the
466 number of species present and not in the patterns of species richness between
467 management regimes. This is important as it means that, for these two forest types at
468 least, the results from a study of the ground flora community on one forest type can be
469 applied to the other, saving time and money.

470

471 **Conclusions**

472 Both restoration methods conserved the woodland plant species richness of sites
473 during restoration. This has important management implications. Which restoration
474 method to use depends on many factors, but the results here suggest that both can be
475 considered. However, clearfelling may be the only option possible on sites that
476 cannot easily be visited multiple times for thinning, and these results suggest
477 that this will not be at the expense of the woodland ground flora. Clearfelling also
478 requires less time and money. We found that the method of restoration influenced the
479 relationship between plant and herbivore species richness. Therefore, species higher
480 up the food chain, such as herbivores, should also be monitored during restoration.

481 Restoration aims to restore the integrity of degraded systems, and this necessarily

482 involves observing more than just plant species.

483

484 **Acknowledgements**

485 B.A. was funded by a scholarship from the Isle of Man Government and support from
486 the Forestry Commission. We thank Emily Aldridge for assisting with data collection,
487 and Ralph Harmer for his comments.

488 **References**

- 489 Anderson, M.J. (2001) A new method for non-parametric multivariate analysis of
490 variance. *Austral Ecology*, **26**, 32-46.
- 491 Anderson, M.J. (2006) Distance-based tests for homogeneity of multivariate
492 dispersions. *Biometrics*, **62**, 245–253.
- 493 Ash, J.E. & Barkham, J.P. (1976) Changes and variability in field layer of a coppiced
494 woodland in Norfolk, England. *Journal of Ecology*, **64**, 697-712.
- 495 Bates, D., Maechler, M. & Bolker, B. (2012) lme4: Linear mixed-effects models
496 using S4 classes. R package version 0.999999-0. [http://CRAN.R-](http://CRAN.R-project.org/package=lme4)
497 [project.org/package=lme4](http://CRAN.R-project.org/package=lme4).
- 498 Benjamini, Y. & Hochberg, Y. (1995) Controlling the false discovery rate - a practical
499 and powerful approach to multiple testing. *Journal of the Royal Statistical*
500 *Society Series B-Methodological*, **57**, 289-300.
- 501 Bolker, B.M. (2008) *Ecological Models and Data in R*. Princeton University Press,
502 Princeton.
- 503 Bolker, B.M., Brooks, M.E., Clark, C.J., Geange, S.W., Poulsen, J.R., Stevens,
504 M.H.H. & White, J.-S.S. (2009) Generalized linear mixed models: a practical
505 guide for ecology and evolution. *Trends in Ecology & Evolution*, **24**, 127-
506 135.
- 507 British Leafminers (n.d.) *British Leafminers* [online] accessed at:
508 <http://www.leafmines.co.uk/> (Accessed: October 2011).
- 509 Brown, V.K. & Hyman, P.S. (1986) Successional communities of plants and
510 phytophagous coleoptera. *Journal of Ecology*, **74**, 963-975.
- 511 Brunet, J. & von Oheimb, G. (1998) Migration of vascular plants to secondary
512 woodlands in southern Sweden. *Journal of Ecology*, **86**, 429-438.

513 Brunet, J., Falkengren-Grerup, U. & Tyler, G. (1996) Herb layer vegetation of south
514 Swedish beech and oak forests - Effects of management and soil acidity
515 during one decade. *Forest Ecology and Management*, **88**, 259-272.

516 Brunet, J., Falkengren-Grerup, U. & Tyler, G. (1997) Pattern and dynamics of the
517 ground vegetation in south Swedish *Carpinus betulus* forests: importance of
518 soil chemistry and management. *Ecography*, **20**, 513-520.

519 Castagneyrol, B., Giffard, B., Pere, C. & Jactel, H. (2013) Plant apparency, an
520 overlooked driver of associational resistance to insect herbivory. *Journal of*
521 *Ecology*, **101**, 418-429.

522 Collins, B.S. & Pickett, S.T.A. (1988) Demographic responses of herb layer species to
523 experimental canopy gaps in a northern hardwoods forest. *Journal of*
524 *Ecology*, **76**, 437-450.

525 Connor, E.F. & Taverner, M.P. (1997) The evolution and adaptive significance of the
526 leaf-mining habit. *Oikos*, **76**, 6-25.

527 Crisp, P.N., Dickinson, K.J.M. & Gibbs, G.W. (1998) Does native invertebrate
528 diversity reflect native plant diversity? A case study from New Zealand and
529 implications for conservation. *Biological Conservation*, **83**, 209-220.

530 Currall, J.E.P. (1987) A transformation of the Domin scale. *Vegetatio*, **72**, 81-87.

531 Dulaurent, A.-M., Porte, A.J., van Halder, I., Vetillard, F., Menassieu, P. & Jactel, H.
532 (2012) Hide and seek in forests: colonization by the pine processionary moth
533 is impeded by the presence of nonhost trees. *Agricultural and Forest*
534 *Entomology*, **14**, 19-27.

535 Fehmi, J.S. (2010) Confusion among three common plant cover definitions may result
536 in data unsuited for comparison. *Journal of Vegetation Science*, **21**, 273-279.

537 Floater, G.J. & Zalucki, M.P. (2000) Habitat structure and egg distributions in the
538 processionary caterpillar *Ochrogaster lunifer*: lessons for conservation and
539 pest management. *Journal of Applied Ecology*, **37**, 87-99.

540 Fox, J. (2003) Effect displays in R for generalised linear models. *Journal of Statistical*
541 *Software*, **8**, 1–27.

542 Gilliam, F.S. (2007) The ecological significance of the herbaceous layer in temperate
543 forest ecosystems. *Bioscience*, **57**, 845-858.

544 Gilliam, F.S. (2014) *The Herbaceous Layer in Forests of Eastern North America*, 2nd
545 edn. Oxford University Press, New York.

546 Godefroid, S., Rucquoi, S. & Koedam, N. (2005) To what extent do forest herbs
547 recover after clearcutting in beech forest? *Forest Ecology and Management*,
548 **210**, 39-53.

549 Gotelli, N. J. & Colwell, R. K. (2001) Quantifying biodiversity: procedures and
550 pitfalls in the measurement and comparison of species richness. *Ecology*
551 *Letters*, **4**, 379-391.

552 Hannerz, M. & Hånell, B. (1997) Effects on the flora in Norway spruce forests
553 following clearcutting and shelterwood cutting. *Forest Ecology and*
554 *Management*, **90**, 29-49.

555 Harmer, R., Kerr, G. & Thompson, R. (2010) *Managing Native Broadleaved*
556 *Woodland*. The Stationary Office, Edinburgh.

557 Harmer, R. & Kiewitt, A. (2006) *Restoration of lowland conifer PAWS*. *Forest*
558 *Research Annual Report and Accounts 2005-2006*. Forestry Commission,
559 Edinburgh. [online] accessed at: <http://www.forestry.gov.uk/fr/inf-d-5z5gj8>
560 (Accessed: October 2009).

- 561 Harmer, R., Kiewitt, A. & Morgan, G. (2012) Effects of overstorey retention on ash
562 regeneration and bramble growth during conversion of a pine plantation to
563 native broadleaved woodland. *European Journal of Forest Research*, **131**,
564 1833-1843.
- 565 Harmer, R. & Thompson, R. (2013) *Choosing stand management methods for*
566 *restoring planted ancient woodland sites*. Forestry Commission Practice
567 Guide. Forestry Commission, Edinburgh.
- 568 Herbert N.M. (1996) *A history of the county of Gloucester: Bledisloe Hundred, St.*
569 *Briavels Hundred, the Forest of Dean*. Oxford University Press, Oxford.
- 570 Hermy, M., Honnay, O., Firbank, L., Grashof-Bokdam, C. & Lawesson, J.E. (1999)
571 An ecological comparison between ancient and other forest plant species of
572 Europe, and the implications for forest conservation. *Biological*
573 *Conservation*, **91**, 9-22.
- 574 Hill, M.O., Preston, C.D. & Roy, D.B. (2004) *Plantatt - Attributes of British and Irish*
575 *Plants: Status, Size, Life History, Geography and Habitats*. Raven Marketing
576 Group, Cambridgeshire.
- 577 Hobbs, R. J. & Harris, J. A. (2001) Restoration ecology: repairing the earth's
578 ecosystems in the new millennium. *Restoration Ecology*, **9**, 239-246.
- 579 Hothorn, T., Bretz, F. & Westfall, P. (2008) Simultaneous inference in general
580 parametric models. *Biometrical Journal*, **50**, 346--363.
- 581 Hughes, A.R. (2012) A neighboring plant species creates associational refuge for
582 consumer and host. *Ecology*, **93**, 1411-1420.
- 583 Hughes, J.W. & Fahey, T.J. (1991) Colonization dynamics of herbs and shrubs in a
584 disturbed northern hardwood forest. *Journal of Ecology*, **79**, 605-616.

585 Jactel, H., Birgersson, G., Andersson, S. & Schlyter, F. (2011) Non-host volatiles
586 mediate associational resistance to the pine processionary moth. *Oecologia*,
587 **166**, 703-711.

588 Lawton, J.H., Brotherton, P.N.M., Brown, V.K., Elphick, C., Fitter, A.H., Forshaw, J.,
589 Haddow, R.W., Hilborne, S., Leafe, R.N., Mace, G.M., Southgate, M.P.,
590 Sutherland, W.J., Tew, T.E., Varley, J., & Wynne, G.R. (2010). *Making*
591 *Space for Nature: a review of England's wildlife sites and ecological*
592 *network*. Report to Defra.

593 Mayer, P., Abs, C. & Fischer, A. (2004) Colonisation by vascular plants after soil
594 disturbance in the Bavarian Forest - key factors and relevance for forest
595 dynamics. *Forest Ecology and Management*, **188**, 279-289.

596 McNair, C., Gries, G. & Gries, R. (2000) Cherry bark tortrix, *Enarmonia formosana*:
597 olfactory recognition of and behavioral deterrence by nonhost angio- and
598 gymnosperm volatiles. *Journal of Chemical Ecology*, **26**, 809-821.

599 Memmott, J., Godfray H.C.J. & Gauld, I.D. (1994) The structure of a tropical host-
600 parasitoid community. *Journal of Animal Ecology*, **63**, 521-540.

601 Mitchell, P.L. (1992) *Growth stages and microclimate in coppice and high forest*.
602 *Ecology and management of coppice woodlands* (ed. J.P. Buckley), pp. 31-
603 51. Chapman & Hall, Cambridge.

604 Moir, M.L., Brennan, K.E.C., Koch, J.M., Majer, J.D. & Fletcher, M.J. (2005)
605 Restoration of a forest ecosystem: the effects of vegetation and dispersal
606 capabilities on the reassembly of plant-dwelling arthropods. *Forest Ecology*
607 *and Management*, **217**, 294-306.

608 Mueller-Dombois, D. & Ellenberg, H. (1974) *Aims and Methods of Vegetation*
609 *Ecology*. John Wiley & Sons Inc, New York.

610 Oksanen, J., Blanchet, F.G., Kindt, R., Legendre, P., Minchin, P.R., O'Hara, R.B.,
611 Simpson, G.L., Solymos, P., Henry, M., Stevens, H., 2.0-5., H.W.R.p.v. &
612 (2012) *vegan: Community Ecology Package*. R package version 2.0-5.
613 <http://CRAN.R-project.org/package=vegan>.

614 Pakeman, R.J. & Marrs, R.H. (1992) The conservation value of bracken *Pteridium*
615 *aquilinum* (L.) Kuhn-dominated communities in the UK, and an assessment
616 of the ecological impact of bracken expansion or its removal. *Biological*
617 *Conservation*, **62**, 101-114.

618 Peterken (1977) *General Management Principles for Nature Conservation in British*
619 *Woodlands. Forestry*, **50**, 27-48.

620 Peterken, G.F. (1993) *Woodland Conseration and Management*. 2nd edn. Cambridge
621 University Press, Cambridge.

622 Pike, N. (2011) Using false discovery rates for multiple comparisons in ecology and
623 evolution. *Methods in Ecology and Evolution*, **2**, 278-282.

624 Pitkin, B., Ellis, W., Plant, C., & Edmunds, R. (n.d.) *The leaf and stem mines of*
625 *British flies and other insects*. [online] available at:
626 <http://www.ukflymines.co.uk/> (Accessed: October 2011).

627 Pryor, S.N., Curtis, T.A. & Peterken, G.F. (2002) *Restoring plantations on ancient*
628 *woodland sites*. The Woodland Trust. [online] available at:
629 [http://www.woodlandtrust.org.uk/SiteCollectionDocuments/pdf/Restoration_](http://www.woodlandtrust.org.uk/SiteCollectionDocuments/pdf/Restoration_PAWS_report1.pdf)
630 [PAWS_report1.pdf](http://www.woodlandtrust.org.uk/SiteCollectionDocuments/pdf/Restoration_PAWS_report1.pdf) (Accessed: October 2010).

631 Pryor, S.N. & Smith, S. (2002) *The area and composition of plantations on ancient*
632 *woodland*. The Woodland Trust [online] available at:
633 <http://www.woodlandtrust.org.uk/en/why-woods->

634 matter/restoring/restoration-research/Pages/research.aspx#.U11RDyRKDfQ
635 (Accessed: October 2010).

636 Pykälä, J. (2004) Immediate increase in plant species richness after clear-cutting of
637 boreal herb-rich forests. *Applied Vegetation Science*, **7**, 29-34.

638 R Core Team (2012) R: A language and environment for statistical computing. R
639 Foundation for Statistical Computing, Vienna, <http://www.R-project.org/>.

640 Roberts, M.R. & Gilliam, F.S. (2014) Response of the herbaceous layer to disturbance
641 in eastern forests. *The Herbaceous Layer in Forests of Eastern North
642 America* 2nd edn. (ed F.S. Gilliam), pp 321 – 339. Oxford University Press,
643 New York.

644 Roberts, M.R. & Zhu, L.X. (2002) Early response of the herbaceous layer to
645 harvesting in a mixed coniferous-deciduous forest in New Brunswick,
646 Canada. *Forest Ecology and Management*, **155**, 17-31.

647 Rodwell, J.S. (1991) *British Plant Communities Volume 1: Woodlands and Scrub*.
648 Cambridge University Press, Cambridge.

649 Root, R.B. (1973) Organization of a plant-arthropod association in simple and diverse
650 habitats: fauna of collards (Brassica: Oleracea). *Ecological Monographs*, **43**,
651 95-120.

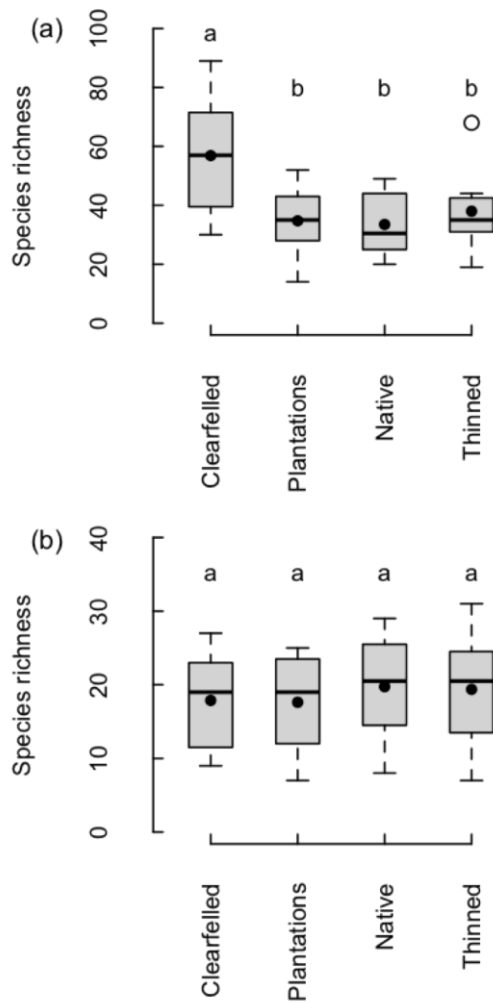
652 Rose, F. & O'Reilly, C. (2006) *The wild flower key: how to identify wild flowers, trees
653 and shrubs in Britain and Ireland*. Frederick Warne, London.

654 Rowe, H.I. & Holland, J.D. (2013) High plant richness in prairie reconstructions
655 support diverse leafhopper communities. *Restoration Ecology*, **21**, 174-180.

656 Ruiz-Jaen, M.C. & Aide, T.M. (2005) Restoration success: how is it being measured?
657 *Restoration Ecology*, **13**, 569-577.

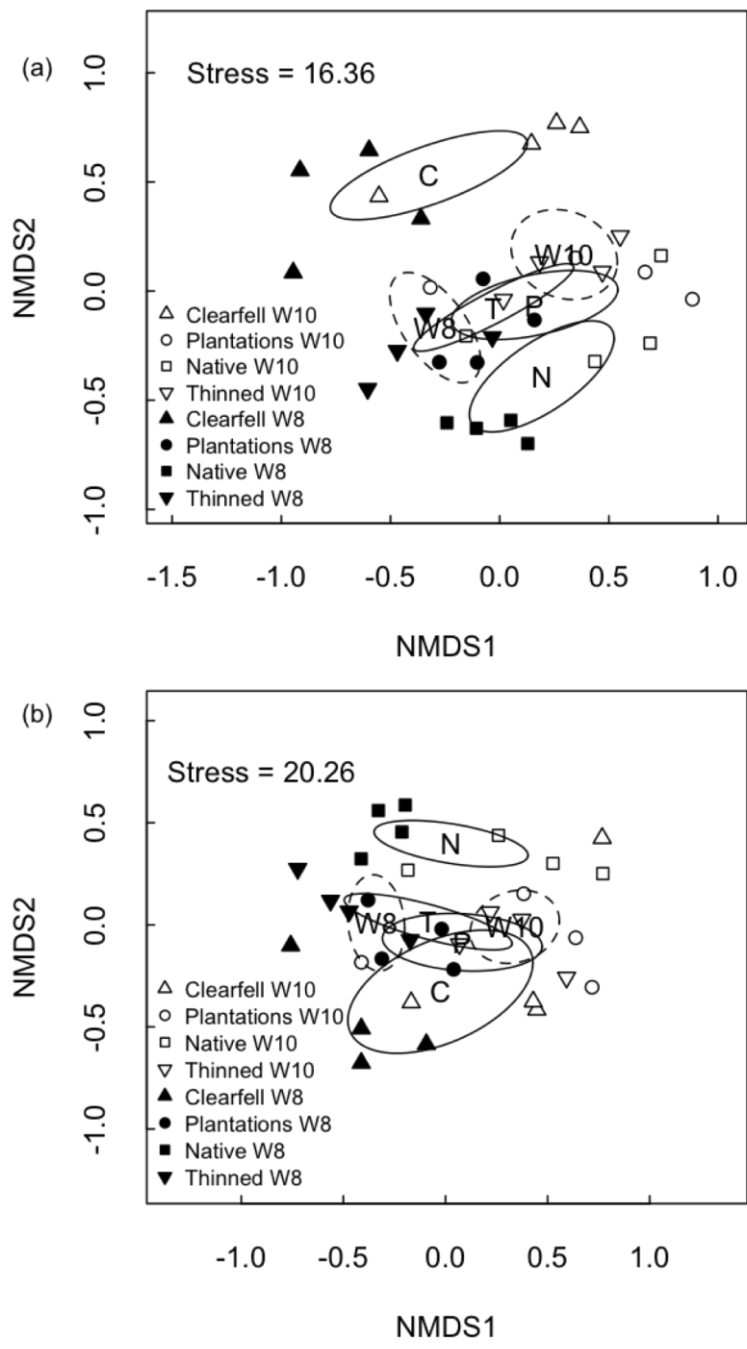
- 658 Siemann, E., Haarstad, J. & Tilman, D. (1999) Dynamics of plant and arthropod
659 diversity during old field succession. *Ecography*, **22**, 406-414.
- 660 Snedecor, G.W. & Cochran, W.G. (1989) *Statistical Methods*. 8th edn. Iowa State
661 University Press, Ames.
- 662 Spencer, J.W. & Kirby, K.J. (1992) An inventory of ancient woodland for England
663 and Wales. *Biological Conservation*, **62**, 77-93.
- 664 Stanturf, J.A., Palik, B.J. & Dumroese R.K. (2014) Contemporary forest restoration:
665 A review emphasizing function. *Forest Ecology and Management*, **331**, 292-
666 323.
- 667 Thompson, K., Bakker, J.P. & Bekker, R.M. (1997) *The Soil Seed Banks of North
668 West Europe: Methodology, density and longevity*. Cambridge University
669 Press, Cambridge
- 670 Thompson, R.N. & Hope, J.C.E. (2005) Restoring planted ancient woodland sites —
671 Assessment, silviculture and monitoring. *Botanical Journal of Scotland*, **57**,
672 211-227.
- 673 Thompson, R.N., Humphrey, J.W., Harmer, R. & Ferris, R. (2003) *Restoration of
674 ancient woodland on ancient woodland sites*. Forestry Commission,
675 Edinburgh. [online] available at: <http://www.forestry.gov.uk/fr/infd-6kwjgd>
676 (Accessed: October 2009).
- 677 Verheyen, K. & Hermy, M. (2001) The relative importance of dispersal limitation of
678 vascular plants in secondary forest succession in Muizen Forest, Belgium.
679 *Journal of Ecology*, **89**, 829-840.
- 680 Verheyen, K., Honnay, O., Motzkin, G., Hermy, M. & Foster, D.R. (2003) Response
681 of forest plant species to land-use change: a life-history trait-based approach.
682 *Journal of Ecology*, **91**, 563–577.

- 683 Verhoeven, K.J.F., Simonsen, K.L. & McIntyre, L. (2005) Implementing false
684 discovery rate control: increasing your power. *Oikos*, **109**, 208-208.
- 685 Vild, O., Roleček, J., Hédli, R., Kopecký, M. & Utinek, D. (2013) Experimental
686 restoration of coppice-with-standards: Response of understorey vegetation
687 from the conservation perspective. *Forest Ecology and Management*, **310**,
688 234-241.
- 689 Waller, D.M. (2014) Effects of deer on forest herb layers. *The Herbaceous Layer in*
690 *Forests of Eastern North America* 2nd edn. (ed F.S. Gilliam), pp 369 – 399.
691 Oxford University Press, New York.
- 692 Warton, D.I., Wright, S.T. & Wang, Y. (2012) Distance-based multivariate analyses
693 confound location and dispersion effects. *Methods in Ecology and Evolution*,
694 **3**, 89-101.
- 695 Young, T.P. (2000) Restoration ecology and conservation biology. *Biological*
696 *Conservation*, **92**, 73-83.



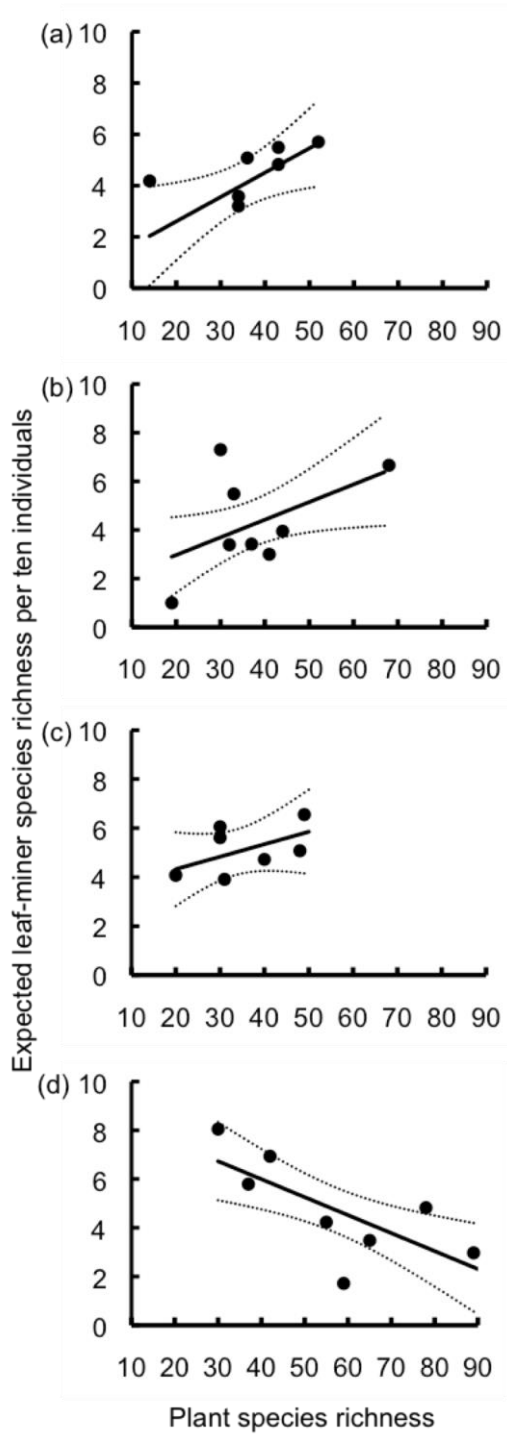
698

699 **Figure 1.** Plant species richness in the four types of plot: a) The total ground flora
 700 species richness of plots under different management regimes; b) The woodland
 701 ground flora species richness. Different letters within each panel indicate significant
 702 differences ($P < 0.0001$).



703

704 **Figure 2.** Nonmetric multidimensional scaling plot of the composition of the ground
 705 flora (a), and the woodland species in the ground flora (b). Each point represents a
 706 plot. Ellipses represent 95% confidence intervals of the mean score of management
 707 regimes (solid lines) and mean score of forest types (dashed lines).



708

709 **Figure 3.** The relationship between plant species richness and rarefied leaf-miner
 710 species richness for (a) plantations, (b) thinned plots, (c) native plots, and (d)
 711 clearfelled plots. Dashed lines indicate 95% confidence intervals. The underlying
 712 model is a general linear mixed model with site as a random effect.

713 **Supporting Information**

714 Additional supporting information may be found in the online version of this article:

715 **Table S1.** Details of the study plots used in this study.

716 **Table S2.** Plant species found in the ground flora of study plots.

717 **Table S3.** Leaf-miner species found in the ground flora of study plots.