



University of New Hampshire
University of New Hampshire Scholars'
Repository

PREP Reports & Publications

Institute for the Study of Earth, Oceans, and Space
(EOS)

1-2004

NHDES Shellfish Program Activities, Jan -Dec 2004, Nash, C

Chris Nash

NH Department of Environmental Services

Matt Wood

NH Department of Environmental Services

Follow this and additional works at: <https://scholars.unh.edu/prep>

 Part of the [Marine Biology Commons](#)

Recommended Citation

Nash, Chris and Wood, Matt, "NHDES Shellfish Program Activities, Jan -Dec 2004, Nash, C" (2004). *PREP Reports & Publications*. 225.

<https://scholars.unh.edu/prep/225>

This Report is brought to you for free and open access by the Institute for the Study of Earth, Oceans, and Space (EOS) at University of New Hampshire Scholars' Repository. It has been accepted for inclusion in PREP Reports & Publications by an authorized administrator of University of New Hampshire Scholars' Repository. For more information, please contact nicole.hentz@unh.edu.

**NH DEPARTMENT OF
ENVIRONMENTAL SERVICES
SHELLFISH PROGRAM ACTIVITIES,
JANUARY 2004 – DECEMBER 2004**

A Final Report to

The New Hampshire Estuaries Project

Submitted by

Chris Nash and Matt Wood
NH Department of Environmental Services, Shellfish Program
50 International Drive, Suite 200
Pease Tradeport
Portsmouth, NH 03801

January 2005

This report was funded in part by a grant from the New Hampshire Estuaries Project, as authorized by the U.S. Environmental Protection Agency pursuant to Section 320 of the Clean Water Act.



TABLE OF CONTENTS

Executive Summary	1
Introduction.....	2
Project Goals and Objectives	2
Activities and Results.....	4
Shellfish Program Administration.....	4
Office and Staffing.....	4
Annual Reports.....	4
FDA Program Review.....	4
Shellfish Program Sanitary Surveys.....	4
Pollution Source Surveys.....	4
Miscellaneous Pollution Source Evaluation Studies.....	5
Overall Sanitary Survey Schedule.....	6
Shellfish Program Water Quality Monitoring	8
Ambient Sampling.....	8
Post Rainfall Sampling.....	15
Closed Status Sampling	16
Shellfish Biotoxin Monitoring.....	17
Citizen Involvement in the NHDES Shellfish Program.....	17
Conclusions and Recommendations.....	18

Appendices

List of Figures

- Figure 1: Great Bay, Little Bay, and Bellamy River Monitoring Sites
- Figure 2: Upper Piscataqua River Monitoring Sites
- Figure 3: Lower Piscataqua River and Little Harbor/Back Channel Monitoring Sites
- Figure 4a: Atlantic Coast (North) and Rye Harbor Monitoring Sites
- Figure 4b: Atlantic Coast (South) Monitoring Sites
- Figure 5: Hampton/Seabrook Harbor Monitoring Sites

List of Tables

- Table 1: Overview of Pollution Source Sampling and Evaluation Activities
- Table 2: Status of Coastal New Hampshire Sanitary Surveys
- Table 3: Summary of 2004 Ambient Water Sampling
- Table 4: 2004 Post Rainfall Sampling Results
- Table 5: 2004 Closed Status Shellfish Tissue Bacteria Levels

Executive Summary

This report summarizes the activities of the NH Department of Environmental Services (NHDES) Shellfish Program for the period of January 2004 to December 2004. The NHDES Shellfish Program conducts a number of activities to minimize the health risks associated with consuming shellfish, and to continue to comply with National Shellfish Sanitation Program guidelines. Among basic program functions is a routine water quality monitoring program, which involved the collection of nearly 800 samples at over 70 sites in 2004, the results of which are used to ensure that assessments of water quality for all areas are kept up-to-date. Weekly “red tide” monitoring was critical for early detection of dangerous levels of Paralytic Shellfish Poisoning toxin in offshore waters in August, leading a nearly one-month closure to all harvesting in the Atlantic coastal waters. The program’s pollution source identification and evaluation program involved the collection of nearly 200 water samples, used to guide proper classification of the receiving waters. A number of other studies and sampling programs, including effluent dilution/dispersion studies of the Newmarket and Dover wastewater treatment facilities, were completed. A particularly useful sampling program has been the initiation of post-rainfall water and shellfish tissue sampling in conditionally approved areas. This program improved management decisions and increased harvesting opportunities in Hampton/Seabrook Harbor, providing data that drove decisions to open the flats on most of the 16 days that the harbor was available for harvesting. Sanitary surveys were completed for Great Bay, and are near completion for Little Bay and the Bellamy River. Surveys for Hampton/Seabrook Harbor, the Cocheco River, Salmon Falls River, and the Upper Piscataqua River have been initiated and are scheduled for completion in 2005.

Introduction

The New Hampshire Department of Environmental Services (NHDES), under the authority granted by RSA 143:21 and 143:21-a, is responsible for classifying shellfish growing waters in the State of New Hampshire. The purpose of conducting shellfish water classifications is to determine if growing waters meet standards for human consumption of molluscan shellfish. NHDES uses a set of guidelines and standards known as the National Shellfish Sanitation Program (NSSP) for classifying shellfish growing waters. These guidelines were collaboratively developed by state agencies, the commercial shellfish industry, and the federal government in order to provide uniform regulatory standards for the commercial shellfish industry. The NSSP is used by NHDES to classify all growing waters, whether used for commercial or recreational harvesting, because these standards provide a reliable methodology to protect public health. Furthermore, RSA 485-A:8 (V) states that “Those tidal waters used for growing or taking of shellfish for human consumption shall, in addition to the foregoing requirements, be in accordance with the criteria recommended under the National Shellfish Program Manual of Operation, United States Department of Food and Drug Administration.”

This report presents program activities and data generated from January 2004 to December 2004, focusing on projects completed with NH Estuaries Project grant funding.

Project Goals and Objectives

The NHDES Shellfish Program, in partnership with the NH Estuaries Project, is pursuing a goal of completing sanitary surveys of all shellfish growing waters by the end of 2005. Sanitary survey reports will help describe water quality status and trends in shellfish growing areas, outline future activities to improve water quality, and ultimately expand harvesting opportunities. Specific objectives for 2004 activities were to:

- Evaluate the sanitary quality of the state's shellfish waters.
- Support specific activities associated with sanitary surveys including shoreline surveys for pollution sources, ambient water quality monitoring, and a variety of studies to evaluate relevant hydrographic and meteorologic factors.
- Provide opportunities for citizen involvement in the state Shellfish Program.

These objectives support implementation of the following NH Estuaries Project Management Plan “Action Plans:”

- SHL1: Implement National Shellfish Sanitation Program guidance to develop an FDA-certified shellfish program.
- SHL-2: Identify sources of and reduce or eliminate contaminants in the NH estuaries watersheds.
- SHL4: Enhance funding to maintain a comprehensive shellfish program.

- SHL5: Regularly collect and monitor water quality to identify sources and reduce or eliminate contaminants.
- SHL6: Periodically collect and monitor shellfish tissue samples as appropriate for toxins and biotoxins.
- SHL13: Update materials and improve distribution of shellfish-related information.
- SHL14: Provide for direct citizen involvement in NH shellfish management decisions.
- WQ5: Conduct shoreline surveys for pollution sources

The activities supported by NHEP funding include a portion of a basic program administration, monitoring of shellfish growing areas for contaminants, and the development of sanitary surveys for selected growing areas.

Activities and Results

Shellfish Program Administration

Office and Staffing

General program administration includes a number of activities, such as maintenance of a program office at the NHDES Field Office on the Pease International Tradeport, upkeep of coastal vessels for sampling activities, and others. During the project period, the program was staffed with a full-time program manager, a full-time program specialist, and an NHEP-funded, part-time program intern.

Annual Reports

The general program annual report for 2003, which summarizes all program activities, which presents data from the program's numerous monitoring activities and provides official updates to all shellfish growing area classifications, was released in the summer of 2004. Staff have begun drafting the program's 2004 Annual Report, which is targeted for completion in June 2005. In addition, staff have drafted NSSP-required annual classification reviews for the Atlantic Coast, Oyster River, and the Hampton Falls and Taylor rivers, as well as a triennial review of the classification for Little Harbor.

FDA Program Review

The U.S. Food and Drug Administration periodically reviews the NHDES Shellfish Program to ensure compliance with all relevant aspects of the National Shellfish Sanitation Program. For the most recent program review, staff met with FDA several times during the year to perform site visits, review files, and other activities to help FDA evaluate the program. FDA issued its report in November 2004, finding the NHDES Shellfish Program to be in compliance with the relevant aspects of the NSSP.

Shellfish Program Sanitary Surveys

Pollution Source Surveys

In support of sanitary survey development, a wide range of activities to identify, document, sample, and evaluate pollution sources in and near shellfish growing waters were undertaken in 2004. Targeted inspections and sampling of previously-identified sources was emphasized to complete sanitary surveys for selected growing areas (Great Bay, Little Bay, Bellamy River), or to collect data needed for annual/triennial sanitary survey reviews (e.g., Little Harbor). Table 1 gives an overview of the types of shoreline sampling activities and level of effort undertaken in 2004. All sampling results are presented in Appendix 1.

Table 1: Overview of Pollution Source Sampling and Evaluation Activities

Waterbody	# Sampling Runs	# Samples	Comments
Little Harbor/Back Channel	3	7	Dry weather monitoring
Lower Little Bay	3	3	Dry and wet weather monitoring
Squamscott River	1	5	Wet weather monitoring
Great Bay	15	157	Dry and wet weather monitoring, source impact evaluation sampling

The Great Bay shoreline survey revealed several pollution sources with potentially significant bacterial loading to Great Bay. Hence, a great deal of activity was focused on evaluating the degree to which these sources affect the water quality in Great Bay. The results of these efforts were used to reclassify Great Bay, including the establishment of three new areas closed for harvesting (Crommet Creek, Pickering Brook, and Fabyan Point).

Miscellaneous Pollution Source Evaluation Studies

In 2004, this activity involved conducting dye studies of coastal wastewater treatment facilities. In March, the Shellfish Program published a report summarizing results from a dye study on the Exeter WWTF. This report was used to classify the Squamscott River as a Prohibited/Safety Zone. An April 2004 dye study on the Newmarket WWTF was conducted as a follow-up to the November 2003 study. A final report on the Newmarket facility was issued in August 2004, and used to classify the Lamprey River as a Prohibited/Safety Zone. Finally, flooding tide and ebbing tide dye studies were conducted on the Dover WWTF in June 2004 and September 2004, respectively. The report on these studies, done in cooperation with the USEPA, USFDA, and Maine Department of Marine Resources, will be issued in 2005 and used in the sanitary survey report for the Upper Piscataqua River.

Overall Sanitary Survey Schedule

NHDES has a goal of surveying all shellfish growing areas by the end of 2005. The following gives an overview of progress toward that goal, and the status of each project that is currently underway:

- Bellamy River: Sanitary survey begun in 2001. Shoreline survey is complete. Final report tentatively scheduled for winter 2005.
- Hampton/Seabrook and Associated Tributaries: Sanitary survey begun in 2000. Updated shoreline survey and final sanitary survey planned for 2005.
- Little Bay: Sanitary survey begun in 2001. Shoreline survey is complete. Final report tentatively scheduled for winter 2005.
- Upper Piscataqua River: Sanitary survey begun in 2002. Shoreline survey sampling (wet and dry weather) was completed in 2003. Source evaluation is scheduled for 2005. A dye study of the Dover WWTF conducted in 2005, report scheduled for 2005. Final sanitary survey report scheduled for 2005.
- Cochecho River: Shoreline survey sampling (wet and dry weather) was completed in 2003. Source evaluation and sanitary survey report scheduled 2005.
- Salmon Falls River: Shoreline survey sampling (wet and dry weather) was completed in 2003. Source evaluation and sanitary survey report scheduled 2005.

Table 2: Status of Coastal New Hampshire Sanitary Surveys

Waterbody	Property Documentation	Source Surveys	Source Sampling		Source Evaluation	Comments	Final Report
			Dry	Wet			
Atlantic Coast	DONE	DONE	DONE	DONE	DONE	Triennial review conducted in 2003.	Dec 2000
Bellamy River	DONE	DONE	DONE	DONE	DONE	Report in draft	Winter 2005 (planned)
Cochecho River	DONE	DONE	DONE	DONE		Source evaluation to begin spring 2005.	2005 (planned)
Great Bay	DONE	DONE	DONE	DONE	DONE	Report done.	January 2005
Hampton-Seabrook	DONE	DONE	DONE	DONE		Selected shore walks, studies, etc. ongoing.	2005 (planned)
Hampton Falls, Taylor Rivers	DONE	DONE	DONE	DONE	DONE	Triennial review scheduled for 2005.	April 2002
Hampton/Seabrook Tribs.	PARTIALLY DONE					Increased sampling on Blackwater River, Mill Creek studies ongoing	2005 (planned)
Lamprey River						Included in the Great Bay Sanitary Survey	January 2005
Little Harbor, Back Channel	DONE	DONE	DONE	DONE	DONE	Triennial review in draft	Dec 2001
Lower Little Bay	DONE	DONE	DONE	DONE	DONE	Report in draft	Winter 2005 (planned)
Lower Piscataqua River						Not scheduled; area likely to be in WWTF safety zone.	
Oyster River	DONE	DONE	DONE	DONE	DONE	Triennial review scheduled for 2006.	Apr 2003

			Source Sampling				
Portsmouth Harbor						Not scheduled; area likely to be in WWTF safety zone.	
Rye Harbor						Not scheduled.	
Salmon Falls River	DONE	DONE	DONE	DONE		Source evaluation to begin spring 2005.	2005 (planned)
Squamscott River						Included in the Great Bay Sanitary Survey	January 2005.
Upper Little Bay	DONE	DONE	DONE	DONE		Report in draft	Winter 2005 (planned)
Upper Piscataqua River	DONE	DONE	DONE	DONE		Source evaluation to begin spring 2005.	2005 (planned)
Winnicut River	DONE	DONE	DONE	DONE	DONE	Included in the Great Bay Sanitary Survey	January 2005.

Shellfish Program Water Quality Monitoring

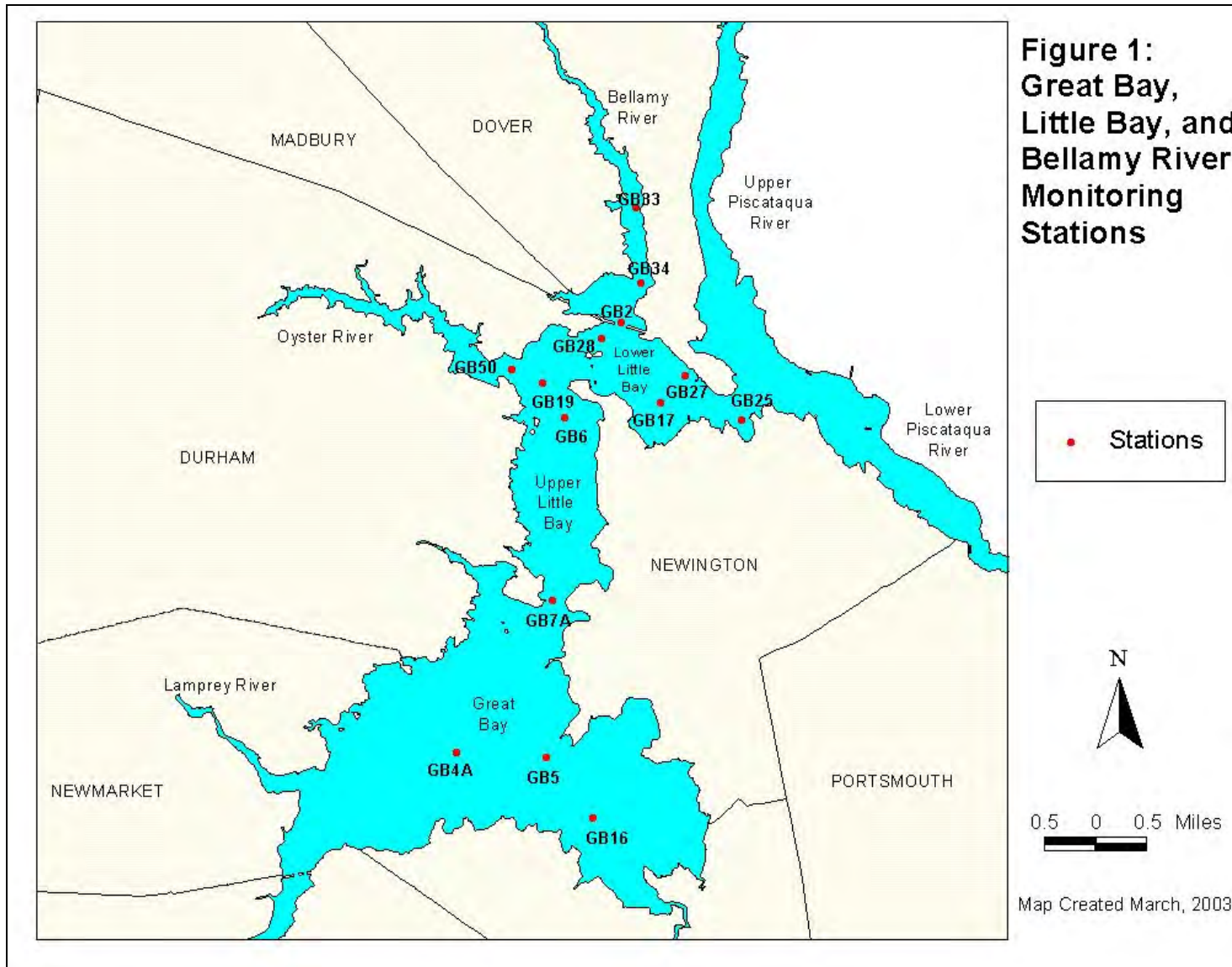
Ambient Sampling

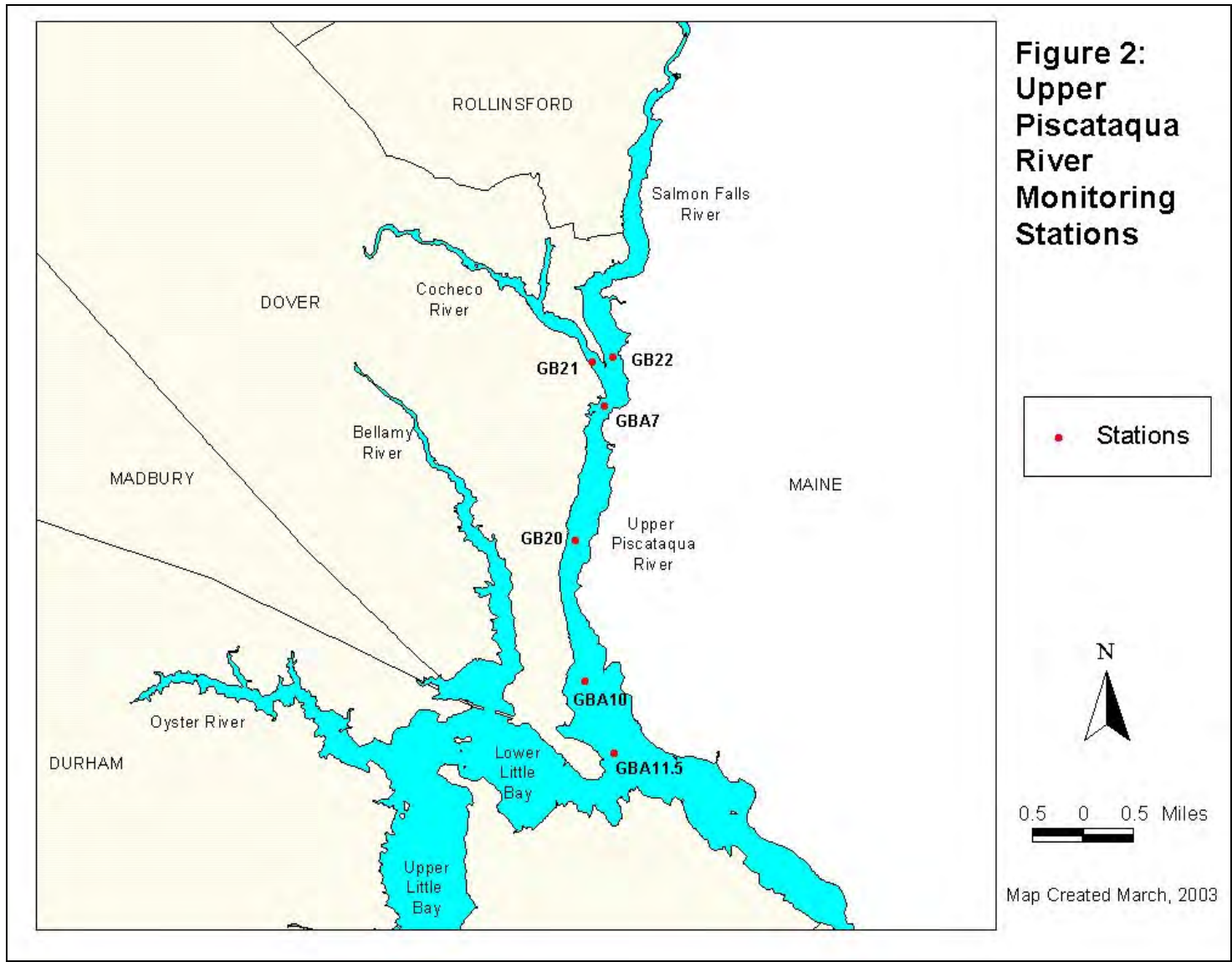
Ambient water sampling for fecal coliform bacteria is a core function of the program. It largely consists of prescheduled “systematic random” sampling, conducted to comply with NSSP requirements for annually evaluating the classification of each growing area. This program was completed on schedule in all areas in 2004, with 1,296 samples collected during 140 sampling runs. 2004 ambient data are summarized in Table 3, and listed in Appendix 2. Sampling stations are depicted in Figures 1-5.

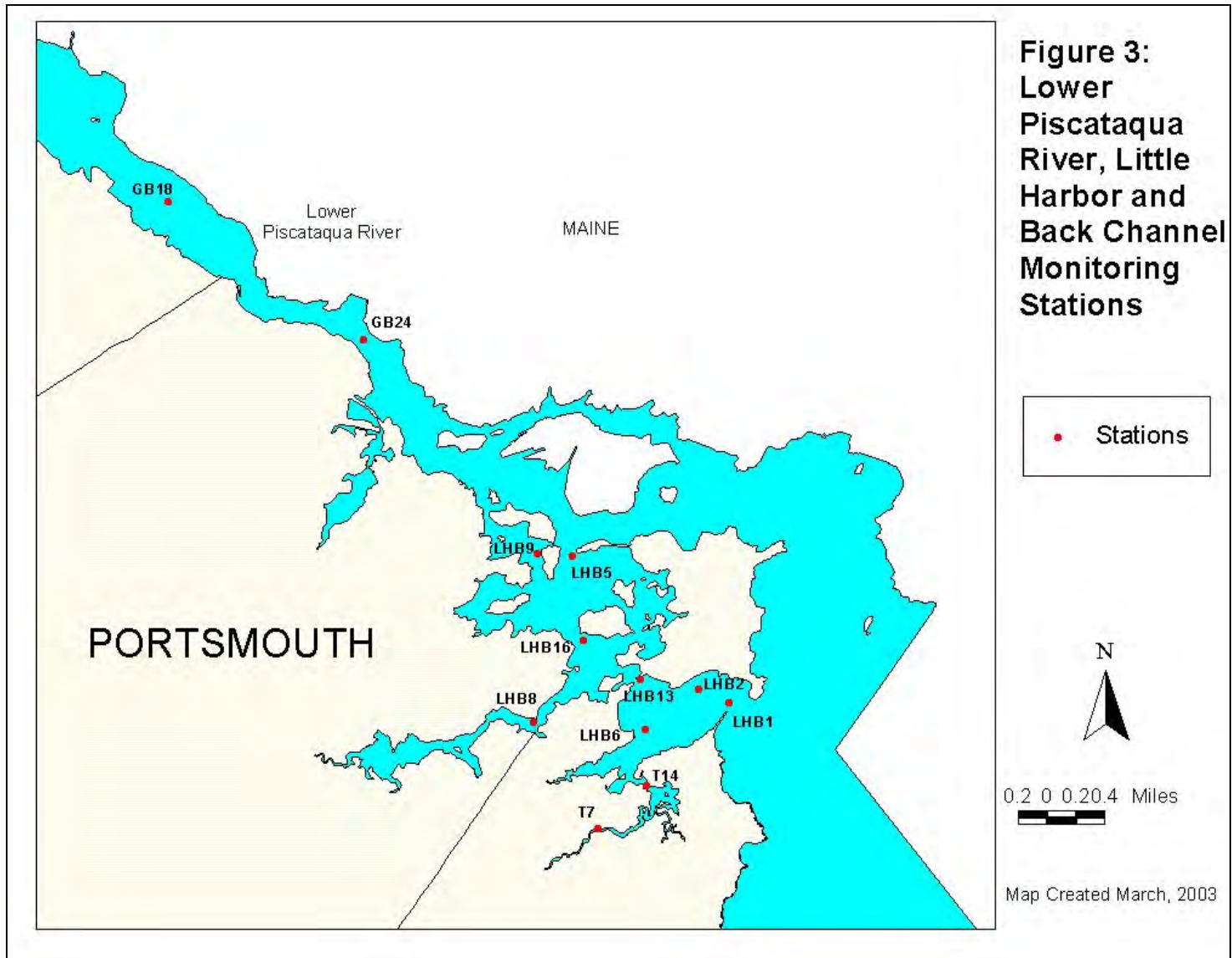
Table 3: Summary of 2004 Ambient Water Sampling

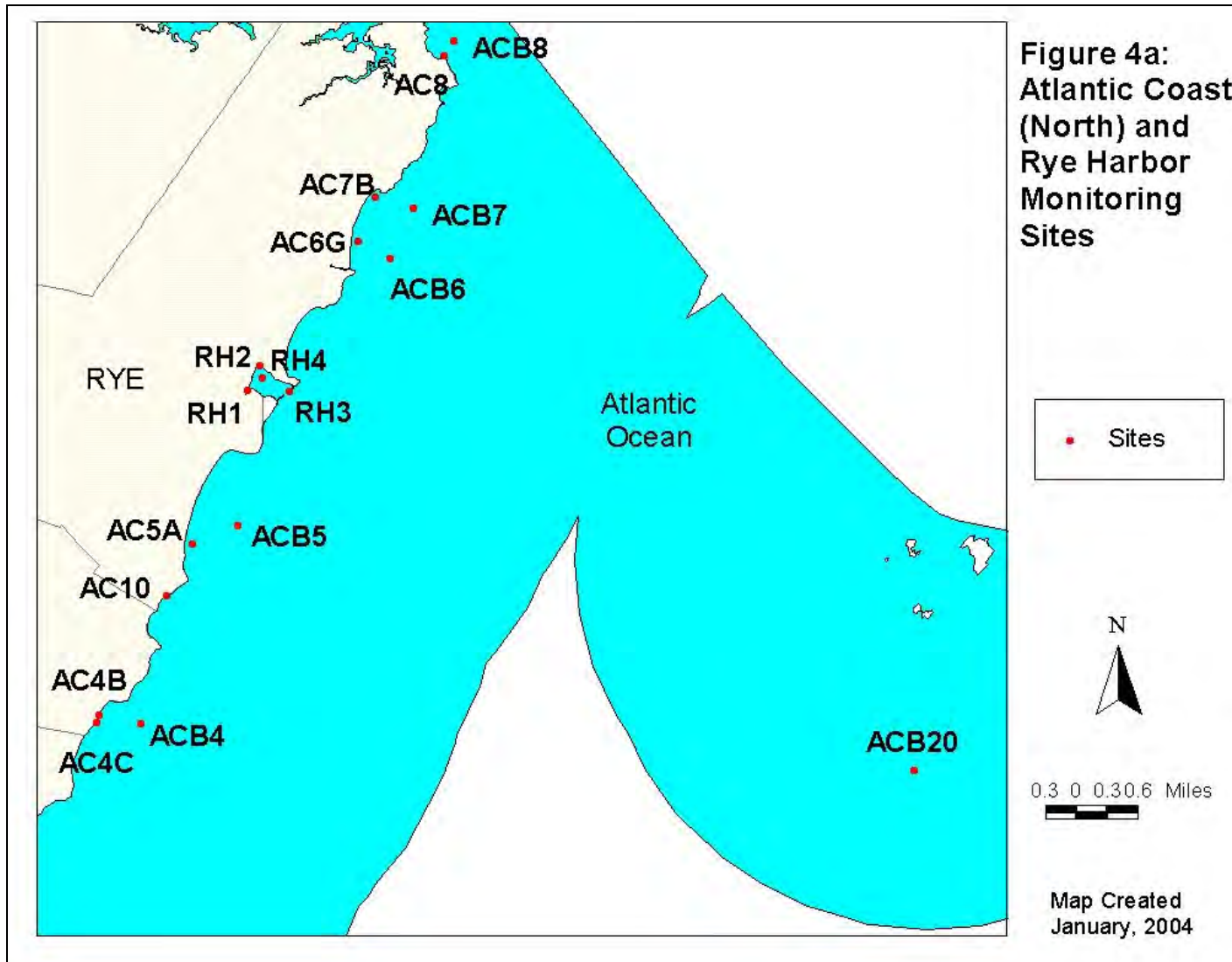
Area	Routine Sampling		Post Rainfall Sampling		Closure Condition Sampling		Other Sampling*	
	# Runs	#Samples	# Runs	#Samples	# Runs	#Samples	# Runs	#Samples
Hampton Harbor	13	209	20	54	2	14	4	32
Great Bay Estuary	11	244	0	0	8	63	8	51
Little Harbor	8	96	10	11	3	3	23	187
Atlantic Coast	22	246	0	0	4	42	4	44
TOTAL	54	795	30	65	17	122	39	314

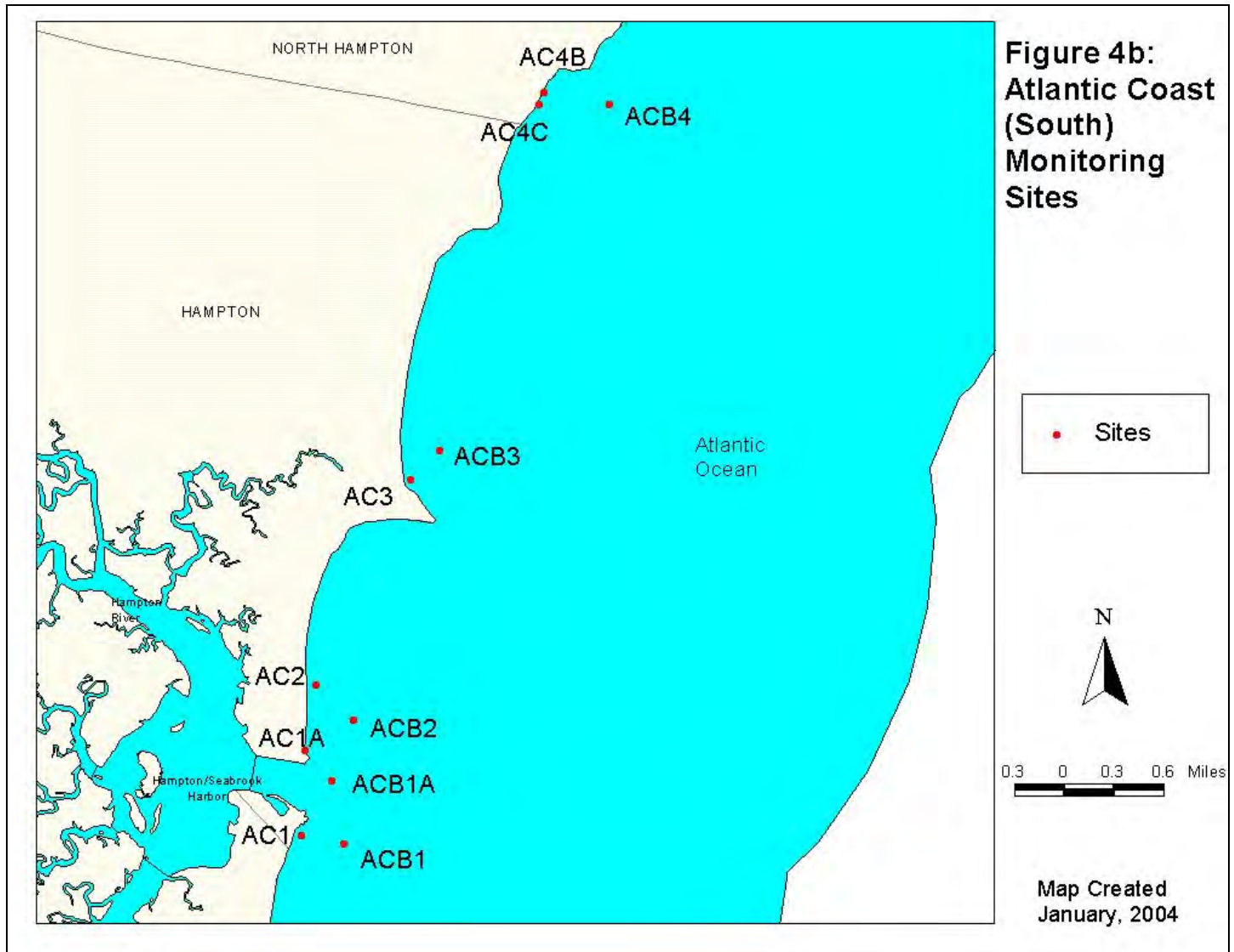
*includes sampling associated with rainfall studies, TMDL projects, baseline tissue sampling, and others

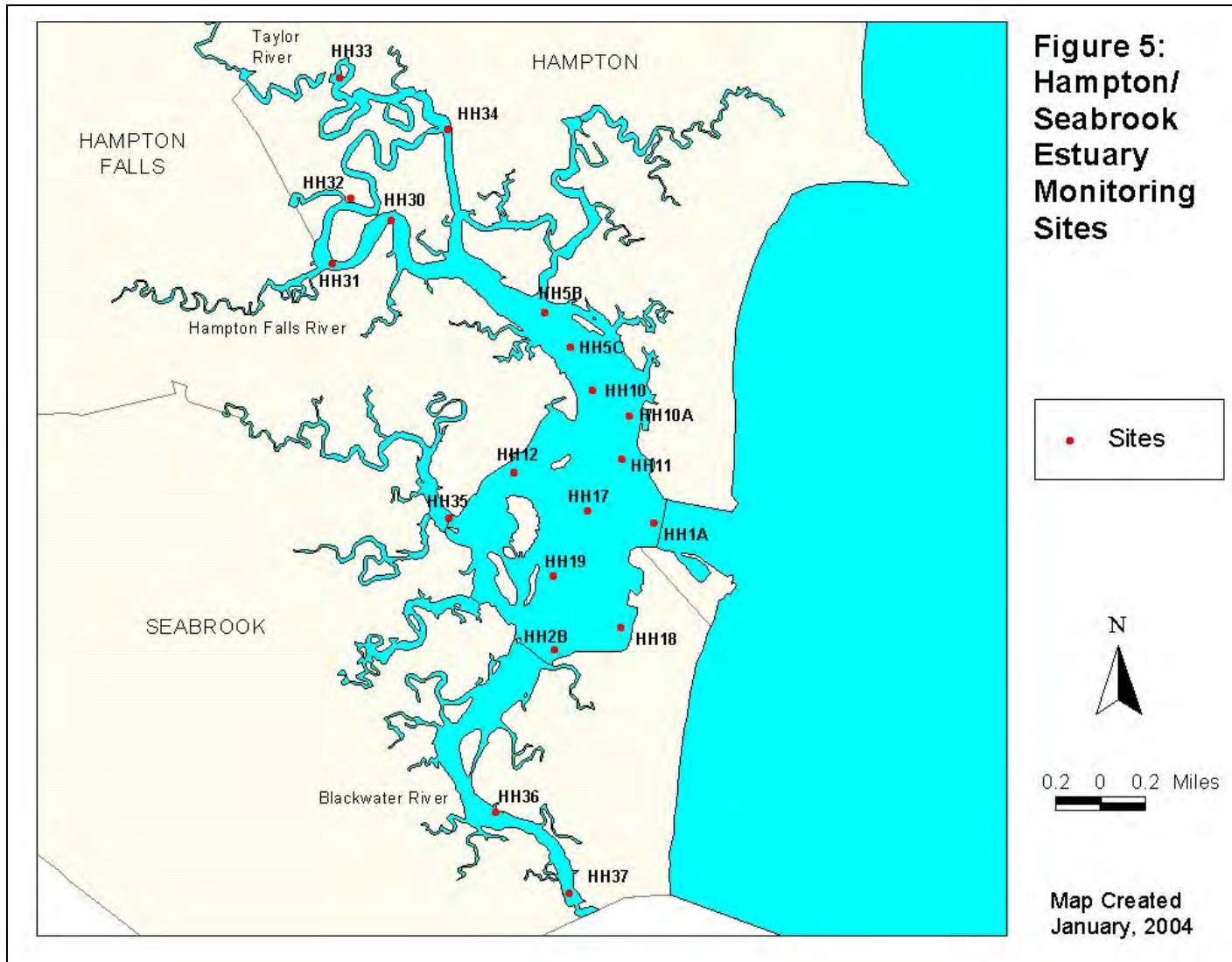












Post Rainfall Sampling

Post rainfall sampling of water and shellfish tissue is conducted following selected rainfall events in “conditionally approved” areas, to document the nature of water quality impacts, and to generate data to drive decisions on opening/closing growing areas. In 2004, this type of sampling was conducted in Hampton/Seabrook Harbor and in Little Harbor. The ranges of fecal coliform concentrations observed for all 2004 post rainfall sampling runs are presented in Table 4.

Table 4: 2004 Post Rainfall Sampling Results

Hampton/Seabrook Harbor			Little Harbor		
Date	Water FC per100ml	Meat FC per100g	Date	Water FC per100ml	Meat FC per100g
2/9/04	2	230	3/29/04	2	170
3/23/04	2-13	45	4/20/04	22	270
3/29/04	2	140	4/28/04	2	78
4/19/04	11-13	130	5/5/04	21	790
4/26/04	13	130	5/11/04	2	230
4/28/04	2	20-1700	11/8/04	2	20-45
5/5/04	17-46	330-490	12/2/04	220	330
5/10/04	7.8-17	460-16000	12/8/04	130	330
5/12/04	2	78-700	12/15/04	13	1700
5/19/04	120	330	12/28/04	17	20
11/2/04	23-130	45-2400			
11/4/04	2-130	---			
11/8/04	4.5-7.8	45-170			
11/30/04	49-130	170-230			
12/2/04	33-540	170-230			
12/6/04	4-11	45			
12/8/04	2-22	45-78			
12/9/04	2-13				
12/14/04	6.8-23	20			
12/28/04	33	68			

For the January-May and November-December harvesting season in Hampton/Seabrook, there were 30 days (Saturday) on which harvesting could have been allowed. The area was open on 16 of those days (53%), most of which were openings that were made possible because of the post-rainfall sampling program – per NSSP guidelines, rainfall closures must remain in place for a period of 14 days after the rain ends. This closure period can be shortened if water and meat testing verifies that bacteria concentrations have returned to acceptable levels. This program is a key component to maximizing the time that recreational shellfish harvesters can dig clams in Hampton/Seabrook.

Closed Status Sampling

Closed status sampling is initiated after harvesting closures such as those implemented following heavy rainfall events, wastewater treatment plant upsets, or discharges of large volumes of improperly treated sewage. The data are used to drive decisions on when a reopening of the growing area is appropriate. The 2004 program included both water and tissue sampling (Table 5). Sewage discharge and heavy rainfall events that triggered sampling in 2004 included:

- 4/1 combined sewer overflow in Exeter, and heavy rainfall on 4/1-2 (all areas closed to harvesting)
- 5/22-24 heavy rainfall (all areas closed to harvesting)
- 7/25 pump station discharge/overflow to Bellamy River (no closure needed)
- 8/12-13 heavy rainfall (all areas closed to harvesting)

Closures were implemented following all events except the July 25 event, which occurred when the adjacent growing areas were already closed for the summer.

Table 5: 2004 Closed Status Shellfish Tissue Bacteria Levels

Area	Date	Water FC MPN/100ml	Meat FC MPN/100g
Great Bay	4/1/04	78	
Atlantic Coast	4/4/04	2-33	
Great Bay	4/4/04	79	2400
Little Harbor	4/4/04	49	3500
Hampton Harbor	4/5/04	2	45-130
Great Bay	4/6/04	22-27	490-790
Little Harbor	4/6/04	17	490
Hampton Harbor	4/7/04	2-9.3	170-230
Great Bay	4/12/04	2	78-130
Little Harbor	4/12/04	2	78
Atlantic Coast	6/1/04	2-49	
Great Bay	6/2/04	4.5-33	170-230
Great Bay	7/26/04	2-11	
Atlantic Coast	8/16/04	2-49	
Great Bay	8/16/04	4.5-79	330-1400
Atlantic Coast	8/17/04	2-6.8	
Great Bay	8/18/04	2-130	61-130

Shellfish Biotoxin Monitoring

The waters of the Gulf of Maine are prone to “blooms” of phytoplankton that can produce potent neurotoxins, and filter-feeding shellfish can accumulate concentrations of these toxins such that the shellfish themselves become a public health threat to consumers. For this reason, the NHDES maintains a biotoxin monitoring program, focused on Paralytic Shellfish Poisoning (PSP).

The 2004 monitoring program included weekly sampling of blue mussels from Hampton/Seabrook Harbor for the period of April through October, as well as May through September sampling at Star Island, Isles of Shoals. After a series of low (<44) PSP levels to start the PSP monitoring season, a slight increase in toxicity was observed in early June. Levels remained low all summer until mid August, when PSP toxin levels began to increase. A sharp increase to dangerous levels was observed on 8/31/04, prompting a closure of all offshore waters for most of the month of September. A precautionary closure of inshore Atlantic waters was implemented at the same time because additional sampling was not possible due to the upcoming Labor Day weekend. Subsequent sampling in Hampton and Rye confirmed that nearshore PSP toxin levels had not increased, and the nearshore closure was lifted on 9/10/04. A total of 57 samples were collected in 2004 (Appendix 4).

Citizen Involvement in the NHDES Shellfish Program

The primary conduit of citizen involvement in the NHDES Shellfish Program is through the NHEP Shellfish Team. At the December 1, 2004 meeting, the team was asked to review progress on the NHEP goal of completing sanitary surveys for all growing areas by 2005. In particular, DES Shellfish Program staff reviewed areas for which sanitary surveys were not yet scheduled, and discussed the feasibility of conducting surveys in these areas with the Shellfish Team. The result of these discussions were a revised goal, as the team and DES agreed that it did not make sense to attempt sanitary surveys in all areas (e.g., North Mill Pond, South Mill Pond, Rye Harbor, and others). Other areas should be examined, but will be surveyed as future time and resources allow.

In addition to NHEP Shellfish Team meetings, the NHDES Shellfish Program engages the public through a number of outreach initiatives. The most significant of these is the development and maintenance of the program website, which not only gives information relevant to recreational harvesting (maps, FAQs, tide charts, information on openings/closings), but also provides access to a number of shellfish-related reports. Other outreach initiatives during the project period included participation in the Great Bay Coast Watch’s “Shellfish Forum” in Hampton in September 2004, and the preparation of a fact sheet on “Rainfall Closures of Shellfish Harvesting Areas.”

Conclusions and Recommendations

The NHDES Program should continue with basic program implementation, including routine monitoring of waters for bacteria and PSP levels. Rainfall studies and pre/post rainfall sampling of waters and shellfish tissues is a valuable part of the program, not only for establishing realistic rainfall closure criteria, but also for improving management decisions and harvesting opportunities by ensuring that closures are not implemented when post rainfall bacteria levels are low. Shoreline survey work in 2005 will emphasize completion of pollution source evaluations in many growing areas, with a goal of completing sanitary surveys for the Upper Piscataqua River, Cocheco River, Salmon Falls River, and Hampton/Seabrook Harbor.

Appendix 1
2004 Pollution Source Sampling (Fecal Coliform) Data

All sampling was done in accordance with EPA-approved Quality Assurance Project Plans. Documentation of laboratory QA checks is on file with the analytical laboratories.

Station	Date	FC Result
GBPS020	6/23/04	=1300CTS/100ML
GBPS022	6/23/04	<10CTS/100ML
GBPS078	6/23/04	=390CTS/100ML
GBPS020	7/7/04	=150CTS/100ML
GBPS022	7/7/04	=10CTS/100ML
GBPS078	7/7/04	=410CTS/100ML
GBPS020	7/14/04	=820CTS/100ML
GBPS022	7/14/04	<10CTS/100ML
GBPS078	7/14/04	<10CTS/100ML
GBS3	9/15/04	=10CTS/100ML
GBS4	9/15/04	=10CTS/100ML
GBS5	9/15/04	<10CTS/100ML
GBS6	9/15/04	=10CTS/100ML
GBS7	9/15/04	<10CTS/100ML
GBS1	9/23/04	=70CTS/100ML
GBS10	9/23/04	=40CTS/100ML
GBS11	9/23/04	<10CTS/100ML
GBS2	9/23/04	=50CTS/100ML
GBS3	9/23/04	=40CTS/100ML
GBS4	9/23/04	=10CTS/100ML
GBS5	9/23/04	=20CTS/100ML
GBS6	9/23/04	=10CTS/100ML
GBS7	9/23/04	<10CTS/100ML
GBS8	9/23/04	<10CTS/100ML
GBS9	9/23/04	=5CTS/100ML
GBPS001	9/30/04	<10CTS/100ML
GBPS078	9/30/04	=10CTS/100ML
GBPS082	9/30/04	=80CTS/100ML
GBS1	9/30/04	=10CTS/100ML
GBS10	9/30/04	<5CTS/100ML
GBS11	9/30/04	=10CTS/100ML
GBS12	9/30/04	<10CTS/100ML
GBS2	9/30/04	=10CTS/100ML
GBS3	9/30/04	<10CTS/100ML
GBS4	9/30/04	<10CTS/100ML
GBS5	9/30/04	=20CTS/100ML
GBS6	9/30/04	<10CTS/100ML
GBS7	9/30/04	=10CTS/100ML

GBS8	9/30/04	=10CTS/100ML
GBS9	9/30/04	=10CTS/100ML
GBPS001	10/7/04	<10CTS/100ML
GBPS078	10/7/04	<10CTS/100ML
GBPS082	10/7/04	=50CTS/100ML
GBS1	10/7/04	=20CTS/100ML
GBS10	10/7/04	=5CTS/100ML
GBS11	10/7/04	<10CTS/100ML
GBS12	10/7/04	<10CTS/100ML
GBS2	10/7/04	<10CTS/100ML
GBS3	10/7/04	<10CTS/100ML
GBS4	10/7/04	<10CTS/100ML
GBS5	10/7/04	<10CTS/100ML
GBS6	10/7/04	=10CTS/100ML
GBS7	10/7/04	<10CTS/100ML
GBS8	10/7/04	<10CTS/100ML
GBS9	10/7/04	=20CTS/100ML
GBPS001	10/13/04	=40CTS/100ML
GBPS078	10/13/04	=10CTS/100ML
GBPS082	10/13/04	=30CTS/100ML
GBS1	10/13/04	<10CTS/100ML
GBS10	10/13/04	=20CTS/100ML
GBS11	10/13/04	<10CTS/100ML
GBS12	10/13/04	<10CTS/100ML
GBS2	10/13/04	<10CTS/100ML
GBS3	10/13/04	=10CTS/100ML
GBS4	10/13/04	<10CTS/100ML
GBS5	10/13/04	<10CTS/100ML
GBS6	10/13/04	<10CTS/100ML
GBS7	10/13/04	<10CTS/100ML
GBS8	10/13/04	<10CTS/100ML
GBS9	10/13/04	<10CTS/100ML
GBPS001	10/21/04	=210CTS/100ML
GBPS078	10/21/04	=20CTS/100ML
GBPS082	10/21/04	=30CTS/100ML
GBS1	10/21/04	<10CTS/100ML
GBS10	10/21/04	=60CTS/100ML
GBS11	10/21/04	<10CTS/100ML
GBS12	10/21/04	<10CTS/100ML
GBS2	10/21/04	=10CTS/100ML
GBS3	10/21/04	=30CTS/100ML
GBS4	10/21/04	=20CTS/100ML
GBS5	10/21/04	=10CTS/100ML
GBS6	10/21/04	=10CTS/100ML
GBS7	10/21/04	<10CTS/100ML
GBS8	10/21/04	<10CTS/100ML

GBS9	10/21/04	<10CTS/100ML
GBPS001	10/25/04	=20CTS/100ML
GBPS078	10/25/04	=10CTS/100ML
GBPS082	10/25/04	=80CTS/100ML
GBS1	10/25/04	=10CTS/100ML
GBS10	10/25/04	=20CTS/100ML
GBS11	10/25/04	<10CTS/100ML
GBS12	10/25/04	=10CTS/100ML
GBS2	10/25/04	<10CTS/100ML
GBS3	10/25/04	=10CTS/100ML
GBS4	10/25/04	<10CTS/100ML
GBS5	10/25/04	=10CTS/100ML
GBS6	10/25/04	<10CTS/100ML
GBS7	10/25/04	<10CTS/100ML
GBS8	10/25/04	<10CTS/100ML
GBS9	10/25/04	<10CTS/100ML
GBPS001	11/4/04	=70CTS/100ML
GBPS078	11/4/04	=20CTS/100ML
GBPS082	11/4/04	=20CTS/100ML
GBS1	11/4/04	=10CTS/100ML
GBS10	11/4/04	=20CTS/100ML
GBS10A	11/4/04	=5CTS/100ML
GBS11	11/4/04	<10CTS/100ML
GBS12	11/4/04	=50CTS/100ML
GBS2	11/4/04	=10CTS/100ML
GBS3	11/4/04	<10CTS/100ML
GBS4	11/4/04	=20CTS/100ML
GBS5	11/4/04	<10CTS/100ML
GBS6	11/4/04	<10CTS/100ML
GBS7	11/4/04	<10CTS/100ML
GBS8	11/4/04	<10CTS/100ML
GBS9	11/4/04	<10CTS/100ML
GBPS001	11/10/04	<10CTS/100ML
GBPS078	11/10/04	<10CTS/100ML
GBPS082	11/10/04	<10CTS/100ML
GBS1	11/10/04	=30CTS/100ML
GBS10	11/10/04	=20CTS/100ML
GBS10A	11/10/04	=10CTS/100ML
GBS11	11/10/04	<10CTS/100ML
GBS12	11/10/04	<10CTS/100ML
GBS2	11/10/04	=10CTS/100ML
GBS3	11/10/04	=20CTS/100ML
GBS4	11/10/04	<10CTS/100ML
GBS5	11/10/04	=10CTS/100ML
GBS6	11/10/04	<10CTS/100ML
GBS7	11/10/04	<10CTS/100ML

GBS8	11/10/04	<10CTS/100ML
GBS9	11/10/04	<10CTS/100ML
GBPS001	11/22/04	<10CTS/100ML
GBPS078	11/22/04	=10CTS/100ML
GBPS082	11/22/04	=140CTS/100ML
GBS1	11/22/04	<10CTS/100ML
GBS10	11/22/04	<5CTS/100ML
GBS10A	11/22/04	=10CTS/100ML
GBS11	11/22/04	=10CTS/100ML
GBS12	11/22/04	<10CTS/100ML
GBS2	11/22/04	<10CTS/100ML
GBS3	11/22/04	=20CTS/100ML
GBS4	11/22/04	<10CTS/100ML
GBS5	11/22/04	<10CTS/100ML
GBS6	11/22/04	<10CTS/100ML
GBS7	11/22/04	<10CTS/100ML
GBS8	11/22/04	=10CTS/100ML
GBS9	11/22/04	<10CTS/100ML
GBPS001	11/29/04	>2000CTS/100ML
GBPS078	11/29/04	>2000CTS/100ML
GBPS082	11/29/04	=180CTS/100ML
GBPS014	12/10/04	=30CTS/100ML
GBPS014	12/10/04	=40CTS/100ML
GBPS014	12/10/04	=60CTS/100ML
GBPS014A	12/10/04	=10CTS/100ML
GBPS014A	12/10/04	=20CTS/100ML
GBPS014A	12/10/04	=30CTS/100ML
LHPS006	7/7/04	<10CTS/100ML
LHPS033	6/23/04	<10CTS/100ML
LHPS050	6/21/04	=10CTS/100ML
LHPS050	6/23/04	=10CTS/100ML
LHPS127	6/21/04	=120CTS/100ML
LHPS127	6/23/04	=370CTS/100ML
LHPS149	6/23/04	<5CTS/100ML
LLBPS041	6/21/04	<10CTS/100ML
LLBPS041	7/7/04	=10CTS/100ML
LLBPS041	7/14/04	=190CTS/100ML
SQMPS007	4/1/04	=79000MPN
SQMPS009	4/1/04	=1300000MPN
SQMPS009	4/1/04	=3500000MPN
SQMPS010	4/1/04	=20MPN
SQMPS010	4/1/04	<20MPN

Appendix 2 2004 Ambient Fecal Coliform Data

All sampling was done in accordance with EPA-approved Quality Assurance Project Plans. Documentation of laboratory QA checks is on file with the analytical laboratories.

STATION	DATE	WTEMP	WFC	SALIN	PH	PROJTYPE
LHB1	02-Feb-04	0	=70	34	7.89	SYS RANDOM
LHB13	02-Feb-04	-0.5	=33	33	7.88	SYS RANDOM
LHB16	02-Feb-04	-1.5	=79	33	7.9	SYS RANDOM
LHB2	02-Feb-04	0	=17	33	7.86	SYS RANDOM
LHB5	02-Feb-04	-1	<2	32	7.85	SYS RANDOM
LHB6	02-Feb-04	-0.5	=17	33	7.91	SYS RANDOM
LHB8	02-Feb-04	-1	=14	33	7.9	SYS RANDOM
LHB9	02-Feb-04	0	=26	33	7.86	SYS RANDOM
T13	02-Feb-04	-0.5	=22	33	7.85	SYS RANDOM
T14	02-Feb-04	-1	=9.2	33	7.85	SYS RANDOM
T6	02-Feb-04	-0.5	=17	33	7.9	SYS RANDOM
T7	02-Feb-04	-0.5	<2	31	7.8	SYS RANDOM
AC10	03-Feb-04	-1	<2	34	7.91	SYS RANDOM
AC1A	03-Feb-04	-1	=2	33	7.91	SYS RANDOM
AC2	03-Feb-04	-1	<2	34	7.87	SYS RANDOM
AC3	03-Feb-04	-1	<2	33	7.93	SYS RANDOM
AC3A	03-Feb-04	-1	<2	34	7.89	SYS RANDOM
AC4C	03-Feb-04	-1	=2	34	7.88	SYS RANDOM
AC4D	03-Feb-04	-1	=2	34	7.86	SYS RANDOM
AC5A	03-Feb-04	-1	<2	34	7.9	SYS RANDOM
AC6G	03-Feb-04	-1.5	=1.8	32	7.93	SYS RANDOM
AC7B	03-Feb-04	-1	=2	34	7.95	SYS RANDOM
AC8	03-Feb-04	-0.5	=6.8	34	7.88	SYS RANDOM
RH1	03-Feb-04	-2	=1.8	34	7.91	SYS RANDOM
RH2	03-Feb-04	-2	=1.8	34	7.93	SYS RANDOM
RH3	03-Feb-04	-1	=2	34	7.91	SYS RANDOM
RH4	03-Feb-04	-0.5	=2	34	7.93	SYS RANDOM
HH10	09-Feb-04	-2	=2	33	7.83	SYS RANDOM
HH11	09-Feb-04	0	=2	34	7.85	SYS RANDOM
HH12	09-Feb-04	-1	=4.5	34	7.81	SYS RANDOM
HH17	09-Feb-04	-1.5	=4.5	33	7.76	SYS RANDOM
HH18	09-Feb-04	-1.5	=2	34	7.80	SYS RANDOM
HH19	09-Feb-04	-1.5	=2	34	7.81	SYS RANDOM
HH1A	09-Feb-04	1	<2	34	7.82	SYS RANDOM
HH2B	09-Feb-04	-2	=11	33	7.74	SYS RANDOM
HH35	09-Feb-04	-2	=2	32	7.79	SYS RANDOM
HH5B	09-Feb-04	-1	=13	33	7.80	SYS RANDOM
HH5C	09-Feb-04	-1	=4.5	34	7.80	SYS RANDOM
HHMG1	09-Feb-04	1	<2	33	7.76	POST RAINFALL
AC10	17-Feb-04	0	<2			SYS RANDOM
AC1A	17-Feb-04	0	<2			SYS RANDOM
AC2	17-Feb-04	0	<2			SYS RANDOM
AC3	17-Feb-04	-2	<2			SYS RANDOM
AC3A	17-Feb-04	-1	=1.8			SYS RANDOM
AC4C	17-Feb-04	0	<2			SYS RANDOM
AC4D	17-Feb-04	0	=4.5			SYS RANDOM
AC5A	17-Feb-04	-1	<2			SYS RANDOM
AC6G	17-Feb-04	-1	=2			SYS RANDOM
AC7B	17-Feb-04	-1	=4			SYS RANDOM
AC8	17-Feb-04	-2	=11			SYS RANDOM
HH10	18-Feb-04	1	=2	34	7.84	SYS RANDOM
HH11	18-Feb-04	1.5	<2	34	7.88	SYS RANDOM
HH12	18-Feb-04	1	=11	34	7.86	SYS RANDOM
HH17	18-Feb-04	1	=22	34	7.85	SYS RANDOM
HH18	18-Feb-04	1	=6.8	34	7.84	SYS RANDOM
HH19	18-Feb-04	1	=4	34	7.85	SYS RANDOM
HH1A	18-Feb-04	2	=7.8	34	7.89	SYS RANDOM
HH2B	18-Feb-04	1.5	=13	34	7.86	SYS RANDOM
HH30	18-Feb-04	1	=2	34	7.85	SYS RANDOM
HH31	18-Feb-04	-1	=2	34	7.83	SYS RANDOM

HH32	18-Feb-04 1.5	=4.5	34	7.78	SYS RANDOM
HH33	18-Feb-04 1.5	=4.5	33	7.81	SYS RANDOM
HH34	18-Feb-04 1.5	=14	34	7.86	SYS RANDOM
HH35	18-Feb-04 1	=7.8	34	7.85	SYS RANDOM
HH36	18-Feb-04 -1	=6.8	34	7.82	SYS RANDOM
HH37	18-Feb-04 -1	=1.8	34	7.85	SYS RANDOM
HH5B	18-Feb-04 1	<2	34	7.82	SYS RANDOM
HH5C	18-Feb-04 1	=4.5	34	7.80	SYS RANDOM
AC10	24-Feb-04 2.5	<2	34		SYS RANDOM
AC1A	24-Feb-04 2.5	<2	34		SYS RANDOM
AC2	24-Feb-04 2.5	=4	33		SYS RANDOM
AC3	24-Feb-04 2.5	<2	33		SYS RANDOM
AC3A	24-Feb-04 2.5	=13	33		SYS RANDOM
AC4C	24-Feb-04 2	<2	34		SYS RANDOM
AC4D	24-Feb-04 2	<2	34		SYS RANDOM
AC5A	24-Feb-04 2	<2	34		SYS RANDOM
AC6G	24-Feb-04 2	=1.8	33		SYS RANDOM
AC7B	24-Feb-04 2	<2	34		SYS RANDOM
AC8	24-Feb-04 1	=1	33		SYS RANDOM
LHB1	01-Mar-04 3	=14	34	7.96	SYS RANDOM
LHB13	01-Mar-04 3	=4.5	34	7.97	SYS RANDOM
LHB16	01-Mar-04 4	=2	34	7.93	SYS RANDOM
LHB2	01-Mar-04 3	=6.1	34	7.99	SYS RANDOM
LHB5	01-Mar-04 3	<2	32	7.96	SYS RANDOM
LHB6	01-Mar-04 3	=4	34	7.96	SYS RANDOM
LHB8	01-Mar-04 3.5	<2	34	7.98	SYS RANDOM
LHB9	01-Mar-04 3	=6.8	34	7.96	SYS RANDOM
T13	01-Mar-04 3	=11	34	7.98	SYS RANDOM
T14	01-Mar-04 3	=13	34	7.86	SYS RANDOM
T6	01-Mar-04 3	=2	34	7.97	SYS RANDOM
T7	01-Mar-04 2.5	=2	25	7.55	SYS RANDOM
HH10	03-Mar-04 4	<2	32	8.00	SYS RANDOM
HH11	03-Mar-04 4	=2	34	8.00	SYS RANDOM
HH12	03-Mar-04 4.5	=2	34	8.01	SYS RANDOM
HH17	03-Mar-04 4	=4.5	34	7.99	SYS RANDOM
HH18	03-Mar-04 4	<2	34	8.00	SYS RANDOM
HH19	03-Mar-04 4	=2	34	8.00	SYS RANDOM
HH1A	03-Mar-04 4	<2	34	7.96	SYS RANDOM
HH2B	03-Mar-04 4	=2	34	8.02	SYS RANDOM
HH30	03-Mar-04 5	=2	31	7.85	SYS RANDOM
HH31	03-Mar-04 5	=2	30	7.84	SYS RANDOM
HH32	03-Mar-04 5	<2	29	7.79	SYS RANDOM
HH33	03-Mar-04 5	<2	29	7.83	SYS RANDOM
HH34	03-Mar-04 5	<2	29	7.79	SYS RANDOM
HH35	03-Mar-04 4	<2	34	7.98	SYS RANDOM
HH36	03-Mar-04 5	=2	33	7.92	SYS RANDOM
HH37	03-Mar-04 5	<2	32	7.90	SYS RANDOM
HH5B	03-Mar-04 4	<2	34	7.98	SYS RANDOM
HH5C	03-Mar-04 4	=2	34	7.99	SYS RANDOM
LHB1	09-Mar-04 2	=1.8	33	8.00	SYS RANDOM
LHB13	09-Mar-04 2	=2	33	7.96	SYS RANDOM
LHB16	09-Mar-04 2	<2	32	7.96	SYS RANDOM
LHB2	09-Mar-04 2	<2	33	8.00	SYS RANDOM
LHB5	09-Mar-04 2.5	=7.8	30	7.96	SYS RANDOM
LHB6	09-Mar-04 2	<2	33	8.00	SYS RANDOM
LHB8	09-Mar-04 2	=13	32	7.95	SYS RANDOM
LHB9	09-Mar-04 3.5	=2	36	7.99	SYS RANDOM
T13	09-Mar-04 2	=2	33	7.97	SYS RANDOM
T14	09-Mar-04 1	=23	30	7.87	SYS RANDOM
T6	09-Mar-04 2	=4	33	7.99	SYS RANDOM
T7	09-Mar-04 1	=2	2	7.11	SYS RANDOM
AC10	15-Mar-04 4.5	=2	32.5		SYS RANDOM
AC1A	15-Mar-04 4	<2	32.7		SYS RANDOM
AC2	15-Mar-04 4.5	<2	32.7		SYS RANDOM
AC3	15-Mar-04 4	=4	32.1		SYS RANDOM
AC3A	15-Mar-04 4.5	<2	32.5		SYS RANDOM
AC4C	15-Mar-04 4.5	<2	32.5		SYS RANDOM
AC4D	15-Mar-04 4.5	<2	32.5		SYS RANDOM
AC5A	15-Mar-04 4.5	<2	32.7		SYS RANDOM
AC6G	15-Mar-04 4	<2	32.5		SYS RANDOM

AC7B	15-Mar-04 4	<2	32.4		SYS RANDOM
AC8	15-Mar-04 4.5	=4	31.3		SYS RANDOM
RH1	15-Mar-04 5.5	=2	27.2		SYS RANDOM
RH2	15-Mar-04 4.5	<2	29.5		SYS RANDOM
RH3	15-Mar-04 4.5	<2	31		SYS RANDOM
RH4	15-Mar-04 6.5	=7	31.5		SYS RANDOM
HHHR1	23-Mar-04 -0.5	=13	29	7.72	POST RAINFALL
HHMG1	23-Mar-04 1	<2	32	7.66	POST RAINFALL
HHHR1	29-Mar-04 5	<2	29	7.89	POST RAINFALL
LHNC1	29-Mar-04 5	<2	30	7.96	POST RAINFALL
GB16	30-Mar-04 5	<2	21	7.98	SYS RANDOM
GB17	30-Mar-04 4	=33	27	7.96	SYS RANDOM
GB18	30-Mar-04 4	=7.8	28	8.00	SYS RANDOM
GB19	30-Mar-04 5	=2	22	8.05	SYS RANDOM
GB2	30-Mar-04 5	=11	24	7.95	SYS RANDOM
GB20	30-Mar-04 4.5	=13	11	7.56	SYS RANDOM
GB21	30-Mar-04 4	=23	5	7.31	SYS RANDOM
GB22	30-Mar-04 3.5	=4.5	2	7.34	SYS RANDOM
GB24	30-Mar-04 5	=7.8	31	8.01	SYS RANDOM
GB25	30-Mar-04 4.5	=17	26	7.24	SYS RANDOM
GB27	30-Mar-04 4.5	=17	26	8.01	SYS RANDOM
GB28	30-Mar-04 4.5	=4	26	8.00	SYS RANDOM
GB33	30-Mar-04 5	=11	24	7.93	SYS RANDOM
GB34	30-Mar-04 5	=23	23	7.92	SYS RANDOM
GB4A	30-Mar-04 4.5	=13	8	7.77	SYS RANDOM
GB5	30-Mar-04 4.5	=2	14	7.90	SYS RANDOM
GB50	30-Mar-04 5	=4	20	8.02	SYS RANDOM
GB6	30-Mar-04 5	=7.8	20	7.97	SYS RANDOM
GB7A	30-Mar-04 5	=4.5	19	7.96	SYS RANDOM
GBA10	30-Mar-04 4.5	=4.5	12	7.66	SYS RANDOM
GBA11.5	30-Mar-04 4.5	=6.8	21	7.97	SYS RANDOM
GBA7	30-Mar-04 4	=11	4	7.41	SYS RANDOM
Chapmans Landing	01-Apr-04 4		=78		EMERGENCY CLOSURE
GBSP1	01-Apr-04 4	=78			EMERGENCY CLOSURE
AC10	04-Apr-04 5	=33	28	7.98	EMERGENCY CLOSURE
AC1A	04-Apr-04 4	<2	33	7.98	EMERGENCY CLOSURE
AC2	04-Apr-04 4.5	<2	29	8.00	EMERGENCY CLOSURE
AC3	04-Apr-04 4	=14	30	7.95	EMERGENCY CLOSURE
AC3A	04-Apr-04 4.5	=11	26	7.97	EMERGENCY CLOSURE
AC4C	04-Apr-04 4.5	=4.5	29	7.95	EMERGENCY CLOSURE
AC4D	04-Apr-04 4.5	=2	29	7.98	EMERGENCY CLOSURE
AC5A	04-Apr-04 4.5	=4	32	7.99	EMERGENCY CLOSURE
AC6G	04-Apr-04 4.5	=4.5	33	8.02	EMERGENCY CLOSURE
AC7B	04-Apr-04 4.5	=2	34	8.02	EMERGENCY CLOSURE
AC8	04-Apr-04 5	=2	28	8.04	EMERGENCY CLOSURE
LBFP1	04-Apr-04 5	=79	9	7.45	EMERGENCY CLOSURE
LHNC1	04-Apr-04 5	=49	21	7.92	EMERGENCY CLOSURE
HHHR1	05-Apr-04 4	=2	30	7.83	EMERGENCY CLOSURE
HHYC1	05-Apr-04 4	=2	30	7.87	EMERGENCY CLOSURE
GBSP1	06-Apr-04 2	=27	1	7.36	EMERGENCY CLOSURE
LBFP1	06-Apr-04 4	=22	4	7.38	EMERGENCY CLOSURE
LHB1	06-Apr-04 4	=2	29.1		SYS RANDOM
LHB13	06-Apr-04 4	=4.5	26.2		SYS RANDOM
LHB16	06-Apr-04 4.5	=4.5	17		SYS RANDOM
LHB2	06-Apr-04 4	<2	29.2		SYS RANDOM
LHB5	06-Apr-04 4.5	=6.8	21.3		SYS RANDOM
LHB6	06-Apr-04 4	=2	27		SYS RANDOM
LHB8	06-Apr-04 4	=6.8	24.8		SYS RANDOM
LHB9	06-Apr-04 4.5	=11	23.1		SYS RANDOM
LHNC1	06-Apr-04 2	=17	13	7.81	EMERGENCY CLOSURE
T13	06-Apr-04 4	=4	26.2		SYS RANDOM
T14	06-Apr-04 4	=6	22		SYS RANDOM
T6	06-Apr-04 4	=6.1	27		SYS RANDOM
T7	06-Apr-04 3	=2	1		SYS RANDOM
HH10	07-Apr-04 3	=4	23		EMERGENCY CLOSURE
HH11	07-Apr-04 3	=7.8	25		EMERGENCY CLOSURE
HH12	07-Apr-04 3	=6.8	27		EMERGENCY CLOSURE
HH17	07-Apr-04 3	=7.8	26		EMERGENCY CLOSURE
HH18	07-Apr-04 3	=2	26		EMERGENCY CLOSURE
HH19	07-Apr-04 3	=2	23		EMERGENCY CLOSURE

HH1A	07-Apr-04 3.5	=4.8	26		EMERGENCY CLOSURE
HH2B	07-Apr-04 3	=9.3	25		EMERGENCY CLOSURE
HH35	07-Apr-04 3	=7.8	24		EMERGENCY CLOSURE
HH5C	07-Apr-04 3	<2	22		EMERGENCY CLOSURE
HHHR1	07-Apr-04 3	=6.1	13	7.70	EMERGENCY CLOSURE
HHMG1	07-Apr-04 3.5	=7.8	15	7.74	EMERGENCY CLOSURE
GBSP1	12-Apr-04 10.5	<2	6	7.62	EMERGENCY CLOSURE
LBFP1	12-Apr-04 11	<2	17	7.72	EMERGENCY CLOSURE
LHNC1	12-Apr-04 6.5	<2	27	7.92	EMERGENCY CLOSURE
GB16	13-Apr-04 6	<2	15	7.67	SYS RANDOM
GB17	13-Apr-04 6	=11	23	7.82	SYS RANDOM
GB18	13-Apr-04 6	<2	22	7.80	SYS RANDOM
GB19	13-Apr-04 6	=2	19	7.77	SYS RANDOM
GB2	13-Apr-04 6	=4.5	18	7.73	SYS RANDOM
GB20	13-Apr-04 6	=49	10	7.46	SYS RANDOM
GB21	13-Apr-04 6	=49	4	7.29	SYS RANDOM
GB22	13-Apr-04 6	=79	4	7.19	SYS RANDOM
GB24	13-Apr-04 6	<2	25	7.79	SYS RANDOM
GB25	13-Apr-04 6	<2	22	7.78	SYS RANDOM
GB27	13-Apr-04 6	=2	20	7.74	SYS RANDOM
GB28	13-Apr-04 6	=4.5	20	7.77	SYS RANDOM
GB33	13-Apr-04 6	=2	14	7.70	SYS RANDOM
GB34	13-Apr-04 6	=2	16	7.75	SYS RANDOM
GB4A	13-Apr-04 6	=2	16	7.72	SYS RANDOM
GB5	13-Apr-04 6	=4.5	16	7.68	SYS RANDOM
GB50	13-Apr-04 6	=2	17	7.73	SYS RANDOM
GB6	13-Apr-04 6	=2	17	7.68	SYS RANDOM
GB7A	13-Apr-04 6	=4.5	16	7.70	SYS RANDOM
GBA10	13-Apr-04 6	=33	12	7.61	SYS RANDOM
GBA11.5	13-Apr-04 6	=4.5	16	7.71	SYS RANDOM
GBA7	13-Apr-04 6	=17	6	7.39	SYS RANDOM
AC10	19-Apr-04 6.5	<2	29		SYS RANDOM
AC1A	19-Apr-04 6.5	<2	30		SYS RANDOM
AC2	19-Apr-04 6.5	=11	29		SYS RANDOM
AC3	19-Apr-04 7	<2	30		SYS RANDOM
AC3A	19-Apr-04 7	<2	31		SYS RANDOM
AC4C	19-Apr-04 7	=13	29		SYS RANDOM
AC5A	19-Apr-04 6.5	=4.5	29		SYS RANDOM
AC6G	19-Apr-04 6	<2	30		SYS RANDOM
AC7B	19-Apr-04 6.5	<2	30		SYS RANDOM
AC8	19-Apr-04 8.5	<2	25		SYS RANDOM
HHHR1	19-Apr-04 8	=11	16	7.71	POST RAINFALL
HHMG1	19-Apr-04 8	=13	14	7.59	POST RAINFALL
RH1	19-Apr-04 6.5	=7.8	30		SYS RANDOM
RH2	19-Apr-04 6.5	=2	28		SYS RANDOM
RH3	19-Apr-04 9.5	=2	30		SYS RANDOM
RH4	19-Apr-04 7	=1	30		SYS RANDOM
LHNC1	20-Apr-04 7	=22	26	7.79	POST RAINFALL
ACB1A	21-Apr-04 7	<2	34		SYS RANDOM
ACB2	21-Apr-04 6.5	<2	34		SYS RANDOM
ACB20	21-Apr-04 6	<2	35		SYS RANDOM
ACB3	21-Apr-04 6.5	<2	34		SYS RANDOM
ACB4	21-Apr-04 6	<2	33		SYS RANDOM
ACB5	21-Apr-04 6.5	<2	33		SYS RANDOM
ACB6	21-Apr-04 6	<2	34		SYS RANDOM
ACB7	21-Apr-04 6	<2	34		SYS RANDOM
ACB8	21-Apr-04 7	=1.8	30		SYS RANDOM
HH10	26-Apr-04 7	=11	18	7.91	SYS RANDOM
HH11	26-Apr-04 6.5	=2	30	7.92	SYS RANDOM
HH12	26-Apr-04 7	=6.8	30	7.89	SYS RANDOM
HH17	26-Apr-04 7	=13	30	7.9	SYS RANDOM
HH18	26-Apr-04 7	=33	30	7.93	SYS RANDOM
HH19	26-Apr-04 7	=7.8	29	7.88	SYS RANDOM
HH1A	26-Apr-04 6.5	=4.5	30	7.93	SYS RANDOM
HH2B	26-Apr-04 7	=33	28	7.89	SYS RANDOM
HH30	26-Apr-04 9	=11	15	7.77	SYS RANDOM
HH31	26-Apr-04 9	=11	20	7.70	SYS RANDOM
HH32	26-Apr-04 9	=1.8	20	7.54	SYS RANDOM
HH33	26-Apr-04 9	=7.8	20	7.91	SYS RANDOM
HH34	26-Apr-04 8.5	=4.5	20	7.81	SYS RANDOM

HH35	26-Apr-04 7.5	<2	28	7.84	SYS RANDOM
HH36	26-Apr-04 7	=11	25	7.81	SYS RANDOM
HH37	26-Apr-04 8	=79	23	7.83	SYS RANDOM
HH5B	26-Apr-04 7.5	=13	17	7.86	SYS RANDOM
HH5C	26-Apr-04 7.5	=4	18	7.88	SYS RANDOM
HHHR1	26-Apr-04 6.5	=13	30	7.94	POST RAINFALL
HHHR1	28-Apr-04 8	<2	29	7.96	POST RAINFALL
HHMG1	28-Apr-04 9	=2	29	7.97	POST RAINFALL
LHNC1	28-Apr-04 9.5	=2	28	7.96	POST RAINFALL
AC10	29-Apr-04 7	<2	32		OPEN STATUS
AC1A	29-Apr-04 8	<2	32		OPEN STATUS
AC2	29-Apr-04 7	<2	32		OPEN STATUS
AC3	29-Apr-04 8	=2	32		OPEN STATUS
AC3A	29-Apr-04 8	<2	33		OPEN STATUS
AC4C	29-Apr-04 7	=2	32		OPEN STATUS
AC4D	29-Apr-04 7	<2	32		OPEN STATUS
AC5A	29-Apr-04 7	<2	32		OPEN STATUS
AC6G	29-Apr-04 8	=2	31		OPEN STATUS
AC7B	29-Apr-04 8	<2	32		OPEN STATUS
AC8	29-Apr-04 8	=95	31		OPEN STATUS
GB16	29-Apr-04 10.5	=4.5	15	7.76	OPEN STATUS
GB17	29-Apr-04 10	=4.5	21	7.98	OPEN STATUS
GB18	29-Apr-04 8	=4	27	7.95	OPEN STATUS
GB19	29-Apr-04 10	=13	19	7.9	OPEN STATUS
GB2	29-Apr-04 10	=2	18	7.91	OPEN STATUS
GB20	29-Apr-04 10.5	=17	8	7.44	OPEN STATUS
GB21	29-Apr-04 10	=17	3	7.28	OPEN STATUS
GB22	29-Apr-04 10.5	=13	3	7.61	OPEN STATUS
GB24	29-Apr-04 8	=2	29	8.00	OPEN STATUS
GB25	29-Apr-04 9	=6.8	21	7.91	OPEN STATUS
GB27	29-Apr-04 10	=2	20	7.89	OPEN STATUS
GB28	29-Apr-04 10	=33	20	7.91	OPEN STATUS
GB33	29-Apr-04 10.5	=2	17	7.89	OPEN STATUS
GB34	29-Apr-04 10.5	=4.5	18	7.99	OPEN STATUS
GB4A	29-Apr-04 11	=7.8	15	7.74	OPEN STATUS
GB5	29-Apr-04 11	=13	12	7.77	OPEN STATUS
GB50	29-Apr-04 10.5	=4.5	17	7.86	OPEN STATUS
GB6	29-Apr-04 11	=2	17	7.84	OPEN STATUS
GB7A	29-Apr-04 11	=4.5	17	7.82	OPEN STATUS
GBA10	29-Apr-04 10.5	=7.8	16	7.76	OPEN STATUS
GBA11.5	29-Apr-04 10	=4.5	15	7.80	OPEN STATUS
GBA7	29-Apr-04 11	=49	3	7.26	OPEN STATUS
LHB1	03-May-047.5	=4.5	29	7.92	OPEN STATUS
LHB13	03-May-047.5	=6.8	30	7.93	OPEN STATUS
LHB16	03-May-048	=4.5	29	7.90	OPEN STATUS
LHB2	03-May-047.5	<2	30	7.95	OPEN STATUS
LHB5	03-May-049	=4.5	26	7.90	OPEN STATUS
LHB6	03-May-047.5	=4	31	7.93	OPEN STATUS
LHB8	03-May-048.5	=4.5	30	7.85	OPEN STATUS
LHB9	03-May-049	=4.5	27	7.88	OPEN STATUS
T13	03-May-047.5	=7.8	30	7.93	OPEN STATUS
T14	03-May-048	=4.5	30	7.92	OPEN STATUS
T6	03-May-047.5	=4	30	7.90	OPEN STATUS
T7	03-May-0414	=130	19	7.80	OPEN STATUS
AC10	04-May-046.5	<2	32		SYS RANDOM
AC1A	04-May-047	=130	31		SYS RANDOM
AC2	04-May-047	=140	31		SYS RANDOM
AC3	04-May-046.5	=6.8	31		SYS RANDOM
AC3A	04-May-046.5	=7.8	30		SYS RANDOM
AC4C	04-May-046.5	=33	32		SYS RANDOM
AC4D	04-May-046.5	=130	32		SYS RANDOM
AC5A	04-May-047	=79	32		SYS RANDOM
AC6G	04-May-047	=13	31		SYS RANDOM
AC7B	04-May-046.5	=17	32		SYS RANDOM
AC8	04-May-048.5	=7.8	25		SYS RANDOM
RH1	04-May-046	=2	31		SYS RANDOM
RH2	04-May-048	=17	32		SYS RANDOM
RH3	04-May-048	=11	31		SYS RANDOM
RH4	04-May-049	=41	25		SYS RANDOM
HHHR1	05-May-048	=17	22	7.67	POST RAINFALL

HHMG1	05-May-047.5	=46	24	7.56	POST RAINFALL
LHNC1	05-May-046	=21	29	7.82	POST RAINFALL
HHCI1	10-May-0410	=17	31	7.77	POST RAINFALL
HHMG1	10-May-049	=7.8	32	7.73	POST RAINFALL
LHB1	11-May-047	<2	31	7.84	SYS RANDOM
LHB13	11-May-048.5	<2	30	7.83	SYS RANDOM
LHB16	11-May-048	=2	29	7.84	SYS RANDOM
LHB2	11-May-047.5	=4.5	30	7.88	SYS RANDOM
LHB5	11-May-047.5	=2	29	7.85	SYS RANDOM
LHB6	11-May-048	=2	30	7.82	SYS RANDOM
LHB8	11-May-048	<2	29	7.81	SYS RANDOM
LHB9	11-May-047	<2	30	7.70	SYS RANDOM
LHNC1	11-May-0410	<2	30	7.83	POST RAINFALL
T13	11-May-048.5	=2	30	7.87	SYS RANDOM
T14	11-May-0413.5	=33	19	7.53	SYS RANDOM
T6	11-May-048	=7.8	30	7.84	SYS RANDOM
T7	11-May-0414.5	=49	5	7.44	SYS RANDOM
ACB20	12-May-049	<2	32	7.90	SYS RANDOM
HHCI1	12-May-0414	=2	31	7.84	POST RAINFALL
HHMG1	12-May-0412	=2	32	7.86	POST RAINFALL
HH10	13-May-049	<2	31		OPEN STATUS
HH11	13-May-049	<2	31		OPEN STATUS
HH12	13-May-049.5	<2	31		OPEN STATUS
HH17	13-May-0410	=7.8	31		OPEN STATUS
HH18	13-May-0410	<2	32		OPEN STATUS
HH19	13-May-0410.5	<2	31		OPEN STATUS
HH1A	13-May-049.5	<2	32		OPEN STATUS
HH2B	13-May-0410.5	<2	32		OPEN STATUS
HH30	13-May-0411.5	=2	31		OPEN STATUS
HH31	13-May-0412.5	<2	30		OPEN STATUS
HH32	13-May-0412	<2	28		OPEN STATUS
HH33	13-May-0412	=2	26		OPEN STATUS
HH34	13-May-0412	<2	30		OPEN STATUS
HH35	13-May-0410	<2	30		OPEN STATUS
HH5B	13-May-049.5	=4.5	32		OPEN STATUS
HH5C	13-May-049	<2	32		OPEN STATUS
ACB1A	17-May-0411	=4.5	32		SYS RANDOM
ACB2	17-May-0410	=1.8	32		SYS RANDOM
ACB20	17-May-0410	<2	32		SYS RANDOM
ACB3	17-May-0410	=2	31		SYS RANDOM
ACB4	17-May-0411.5	=11	31		SYS RANDOM
ACB5	17-May-0410	<2	32		SYS RANDOM
ACB6	17-May-0410	=1.8	31		SYS RANDOM
ACB7	17-May-0410	<2	32		SYS RANDOM
ACB8	17-May-0410.5	=4.5	29		SYS RANDOM
HHMG1	19-May-0414	=120	32	7.79	POST RAINFALL
AC10	24-May-0410.5	=4.5	30		OPEN STATUS
AC1A	24-May-049.5	=7.8	30		OPEN STATUS
AC2	24-May-049	=33	30		OPEN STATUS
AC3	24-May-049.5	=17	30		OPEN STATUS
AC3A	24-May-0410	=17	30		OPEN STATUS
AC4C	24-May-0410	=350	22		OPEN STATUS
AC4D	24-May-0410	=130	28		OPEN STATUS
AC5A	24-May-0410.5	=2	28		OPEN STATUS
AC6G	24-May-0411	=4.5	30		OPEN STATUS
AC7B	24-May-0410.5	<2	30		OPEN STATUS
AC8	24-May-0411	=14	30		OPEN STATUS
GB16	25-May-0411.5	=79	17	7.57	SYS RANDOM
GB17	25-May-0411.5	=33	22	7.64	SYS RANDOM
GB18	25-May-0411	=49	20	7.64	SYS RANDOM
GB19	25-May-0412	=33	21	7.69	SYS RANDOM
GB2	25-May-0412	=350	17	7.67	SYS RANDOM
GB20	25-May-0411	=350	4	7.22	SYS RANDOM
GB21	25-May-0411	=920	1	7.31	SYS RANDOM
GB24	25-May-0411	=130	22	7.59	SYS RANDOM
GB25	25-May-0411	=79	22	7.56	SYS RANDOM
GB27	25-May-0411.5	=49	22	7.61	SYS RANDOM
GB28	25-May-0412	=49	22	7.63	SYS RANDOM
GB33	25-May-0412	=240	13	7.86	SYS RANDOM
GB34	25-May-0412	=920	13	7.62	SYS RANDOM

GB4A	25-May-0411.5	=350	7	7.62	SYS RANDOM
GB5	25-May-0411.5	=33	20	7.55	SYS RANDOM
GB50	25-May-0412	=350	19	7.64	SYS RANDOM
GB6	25-May-0412	=33	21	7.66	SYS RANDOM
GB7A	25-May-0412	=79	21	7.64	SYS RANDOM
GBA10	25-May-0411	=540	6	7.32	SYS RANDOM
GBA11.5	25-May-0411	=350	9	7.42	SYS RANDOM
GBA7	25-May-0411	=240	1	7.28	SYS RANDOM
AC10	01-Jun-04 10	=17	30	7.89	EMERGENCY CLOSURE
AC1A	01-Jun-04 10	=4.5	30	7.89	EMERGENCY CLOSURE
AC2	01-Jun-04 10.5	<2	30	7.95	EMERGENCY CLOSURE
AC3	01-Jun-04 10	=13	30	7.87	EMERGENCY CLOSURE
AC3A	01-Jun-04 10	=2	31	7.94	EMERGENCY CLOSURE
AC4C	01-Jun-04 10	=49	29	7.96	EMERGENCY CLOSURE
AC5A	01-Jun-04 10	=43	30	7.90	EMERGENCY CLOSURE
AC6G	01-Jun-04 10	=4.5	30	7.92	EMERGENCY CLOSURE
AC7B	01-Jun-04 10	=13	30	7.93	EMERGENCY CLOSURE
AC8	01-Jun-04 10	=13	26	7.87	EMERGENCY CLOSURE
GB16	02-Jun-04 13.5	=13	14	7.57	EMERGENCY CLOSURE
GB4A	02-Jun-04 13.5	=7.8	15	7.63	EMERGENCY CLOSURE
GB5	02-Jun-04 13.5	=17	15	7.63	EMERGENCY CLOSURE
GB6	02-Jun-04 13.5	=13	17	7.73	EMERGENCY CLOSURE
GB7A	02-Jun-04 13.5	=33	15	7.63	EMERGENCY CLOSURE
GBNI1	02-Jun-04 13.5	=11	14	7.68	EMERGENCY CLOSURE
GBSP1	02-Jun-04 13	=4.5	13	7.74	EMERGENCY CLOSURE
GB16	07-Jun-04 14	=2	19	7.76	SYS RANDOM
GB17	07-Jun-04 14	=6.8	24	7.84	SYS RANDOM
GB18	07-Jun-04 13	=6.8	24	7.88	SYS RANDOM
GB19	07-Jun-04 13.5	=7.8	22	7.82	SYS RANDOM
GB2	07-Jun-04 13.5	=17	22	7.77	SYS RANDOM
GB20	07-Jun-04 14	=49	8	7.52	SYS RANDOM
GB21	07-Jun-04 14.5	=49	5	7.32	SYS RANDOM
GB22	07-Jun-04 14.5	=110	5	7.33	SYS RANDOM
GB24	07-Jun-04 12.5	=4.5	25	7.87	SYS RANDOM
GB25	07-Jun-04 14	=2	24	7.82	SYS RANDOM
GB27	07-Jun-04 14	=4.5	23	7.71	SYS RANDOM
GB28	07-Jun-04 13.5	<2	23	7.77	SYS RANDOM
GB33	07-Jun-04 14	=33	19	7.75	SYS RANDOM
GB34	07-Jun-04 13.5	=33	20	7.74	SYS RANDOM
GB4A	07-Jun-04 15	=11	15	7.70	SYS RANDOM
GB5	07-Jun-04 14	=2	18	7.72	SYS RANDOM
GB50	07-Jun-04 13.5	=2	22	7.87	SYS RANDOM
GB6	07-Jun-04 13.5	=2	21	7.81	SYS RANDOM
GB7A	07-Jun-04 14	<2	20	7.79	SYS RANDOM
GBA10	07-Jun-04 14	=22	12	7.62	SYS RANDOM
GBA11.5	07-Jun-04 13	=13	15	7.65	SYS RANDOM
GBA7	07-Jun-04 14.5	=49	7	7.38	SYS RANDOM
AC10	14-Jun-04 11	<2	32		OPEN STATUS
AC1A	14-Jun-04 10.5	<2	32		OPEN STATUS
AC2	14-Jun-04 11	=1.8	32		OPEN STATUS
AC3	14-Jun-04 10.5	<2	31		OPEN STATUS
AC3A	14-Jun-04 10	<2	32		OPEN STATUS
AC4C	14-Jun-04 10.5	=2	32		OPEN STATUS
AC4D	14-Jun-04 10.5	=2	31		OPEN STATUS
AC5A	14-Jun-04 10.5	=2	32		OPEN STATUS
AC6G	14-Jun-04 10.5	=2	31		OPEN STATUS
AC7B	14-Jun-04 11	<2	30		OPEN STATUS
AC8	14-Jun-04 14	=6	30		OPEN STATUS
HH10	15-Jun-04 9.5	<2	33	7.90	SYS RANDOM
HH11	15-Jun-04 9	<2	33	7.94	SYS RANDOM
HH12	15-Jun-04 9.5	=4	33	7.91	SYS RANDOM
HH17	15-Jun-04 9	=4.5	33	7.92	SYS RANDOM
HH18	15-Jun-04 10	=4.5	33	7.95	SYS RANDOM
HH19	15-Jun-04 9.5	=2	33	7.90	SYS RANDOM
HH1A	15-Jun-04 9	<2	33	7.91	SYS RANDOM
HH2B	15-Jun-04 10	=2	33	7.91	SYS RANDOM
HH30	15-Jun-04 12	=4.5	32	7.90	SYS RANDOM
HH31	15-Jun-04 14	=4.5	30	7.84	SYS RANDOM
HH32	15-Jun-04 15	=2	30	7.71	SYS RANDOM
HH33	15-Jun-04 16	=13	29	7.80	SYS RANDOM

HH34	15-Jun-04	13	=4.5	32	7.86	SYS RANDOM
HH35	15-Jun-04	11.5	=13	33	7.94	SYS RANDOM
HH36	15-Jun-04	12	=4.5	32	7.88	SYS RANDOM
HH37	15-Jun-04	12	=22	32	7.85	SYS RANDOM
HH5B	15-Jun-04	11	=1.8	33	7.91	SYS RANDOM
HH5C	15-Jun-04	9.5	<2	33	7.91	SYS RANDOM
ACB1A	17-Jun-04	13	<2	32		SYS RANDOM
ACB2	17-Jun-04	13	<2	32		SYS RANDOM
ACB20	17-Jun-04	13	<2	31		SYS RANDOM
ACB22	17-Jun-04	12	<2	31		SYS RANDOM
ACB3	17-Jun-04	13	<2	32		SYS RANDOM
ACB4	17-Jun-04	13	<2	32		SYS RANDOM
ACB5	17-Jun-04	13	<2	31		SYS RANDOM
ACB6	17-Jun-04	11	<2	32		SYS RANDOM
ACB7	17-Jun-04	11	<2	31		SYS RANDOM
ACB8	17-Jun-04	12	=4.5	29		SYS RANDOM
AC10	21-Jun-04	15	<2	32		SYS RANDOM
AC1A	21-Jun-04	13.5	=2	32		SYS RANDOM
AC2	21-Jun-04	13.5	<2	32		SYS RANDOM
AC3	21-Jun-04	13	=2	32		SYS RANDOM
AC3A	21-Jun-04	13	<2	32		SYS RANDOM
AC4C	21-Jun-04	14.5	=2	32		SYS RANDOM
AC4D	21-Jun-04	14.5	<2	31		SYS RANDOM
AC5A	21-Jun-04	14	<2	31		SYS RANDOM
AC6G	21-Jun-04	14	<2	32		SYS RANDOM
AC7B	21-Jun-04	13.5	<2	32		SYS RANDOM
AC8	21-Jun-04	13	<2	32		SYS RANDOM
LHB1	22-Jun-04	14	=23	31	7.87	RAINFALL STUDY
LHB13	22-Jun-04	13.5	=4.5	31	7.90	RAINFALL STUDY
LHB16	22-Jun-04	13.5	=7.8	31	7.90	RAINFALL STUDY
LHB2	22-Jun-04	14	=13	31	7.86	RAINFALL STUDY
LHB5	22-Jun-04	14	=1.8	30	7.87	RAINFALL STUDY
LHB6	22-Jun-04	14.5	=11	28	7.65	RAINFALL STUDY
LHB8	22-Jun-04	15	=79	31	7.84	RAINFALL STUDY
LHB9	22-Jun-04	13	=11	31	7.90	RAINFALL STUDY
LHCP1	22-Jun-04	14	=7.8	31	7.93	BASELINE TISSUE
LHNC1	22-Jun-04	14	=11	31	7.91	BASELINE TISSUE
T13	22-Jun-04	13.5	=49	31	7.93	RAINFALL STUDY
T14	22-Jun-04	16.5	=17	28	7.69	RAINFALL STUDY
T6	22-Jun-04	14.5	=33	28	7.78	RAINFALL STUDY
T7	22-Jun-04	18	=79	2	7.37	RAINFALL STUDY
LHB1	29-Jun-04	13.5	=17	32	7.94	RAINFALL STUDY
LHB13	29-Jun-04	13.5	=7.8	31	7.92	RAINFALL STUDY
LHB16	29-Jun-04	14	=2	30	7.89	RAINFALL STUDY
LHB2	29-Jun-04	14	=7.8	32	7.89	RAINFALL STUDY
LHB5	29-Jun-04	14	<2	31	7.93	RAINFALL STUDY
LHB6	29-Jun-04	14.5	=33	30	7.85	RAINFALL STUDY
LHB8	29-Jun-04	14	=17	31	7.85	RAINFALL STUDY
LHB9	29-Jun-04	12	=6.8	32	7.91	RAINFALL STUDY
LHCP1	29-Jun-04	15	=2	31	7.90	RAINFALL STUDY
LHNC1	29-Jun-04	14	<2	31	7.96	RAINFALL STUDY
T13	29-Jun-04	13.5	=2	32	7.86	RAINFALL STUDY
T14	29-Jun-04	14.5	=240	30	7.85	RAINFALL STUDY
T6	29-Jun-04	14.5	=7.8	31	7.90	RAINFALL STUDY
T7	29-Jun-04	18.5	=170	20	7.69	RAINFALL STUDY
LHB1	30-Jun-04	13.5	=13	32	7.93	RAINFALL STUDY
LHB13	30-Jun-04	14	=33	32	7.93	RAINFALL STUDY
LHB16	30-Jun-04	15	=4.5	31	7.94	RAINFALL STUDY
LHB2	30-Jun-04	13	=2	32	7.96	RAINFALL STUDY
LHB5	30-Jun-04	15	=33	31	7.94	RAINFALL STUDY
LHB6	30-Jun-04	14.5	=7.8	32	7.93	RAINFALL STUDY
LHB8	30-Jun-04	15	=14	31	7.94	RAINFALL STUDY
LHB9	30-Jun-04	14.5	=11	31	7.96	RAINFALL STUDY
LHNC1	30-Jun-04	17	<2	31	7.97	RAINFALL STUDY
LNCP1	30-Jun-04	17	=7.8	31	7.94	RAINFALL STUDY
T13	30-Jun-04	14	=17	32	7.96	RAINFALL STUDY
T14	30-Jun-04	15	=79	31	7.93	RAINFALL STUDY
T6	30-Jun-04	14.5	=4.5	32	7.98	RAINFALL STUDY
T7	30-Jun-04	21	=170	15	7.70	RAINFALL STUDY
AC10	06-Jul-04	13.5	=2	30		OPEN STATUS

AC1A	06-Jul-04	14	=2	30	OPEN STATUS
AC2	06-Jul-04	12	<2	31	OPEN STATUS
AC3	06-Jul-04	13	=3.6	31	OPEN STATUS
AC3A	06-Jul-04	13	<2	31	OPEN STATUS
AC4C	06-Jul-04	13	<2	31	OPEN STATUS
AC4D	06-Jul-04	13	=4.5	30	OPEN STATUS
AC5A	06-Jul-04	14	<2	30	OPEN STATUS
AC6G	06-Jul-04	14	=11	30	OPEN STATUS
AC7B	06-Jul-04	14	=11	31	OPEN STATUS
AC8	06-Jul-04	16	<2	31	OPEN STATUS
ACB1A	12-Jul-04	14	<2	31	SYS RANDOM
ACB2	12-Jul-04	14	<2	31	SYS RANDOM
ACB20	12-Jul-04	13.5	<2	32	SYS RANDOM
ACB22	12-Jul-04	15	<2	30	SYS RANDOM
ACB3	12-Jul-04	14	<2	31	SYS RANDOM
ACB4	12-Jul-04	14.5	<2	32	SYS RANDOM
ACB5	12-Jul-04	14	<2	30	SYS RANDOM
ACB6	12-Jul-04	13	=4.5	31	SYS RANDOM
ACB7	12-Jul-04	14	<2	31	SYS RANDOM
ACB8	12-Jul-04	14	=17	30	SYS RANDOM
LHB1	14-Jul-04	12	=7.8	31	RAINFALL STUDY
LHB13	14-Jul-04	12.5	=2	31	RAINFALL STUDY
LHB16	14-Jul-04	13	=23	30	RAINFALL STUDY
LHB2	14-Jul-04	13	=14	30	RAINFALL STUDY
LHB5	14-Jul-04	14	=2	30	RAINFALL STUDY
LHB6	14-Jul-04	14	=4.5	30	RAINFALL STUDY
LHB8	14-Jul-04	13	=34	30	RAINFALL STUDY
LHB9	14-Jul-04	14	=7.8	30	RAINFALL STUDY
T13	14-Jul-04	12.5	=7.8	31	RAINFALL STUDY
T14	14-Jul-04	15	=11	30	RAINFALL STUDY
T6	14-Jul-04	14	=14	31	RAINFALL STUDY
T7	14-Jul-04	17	=920	8	RAINFALL STUDY
LHB1	15-Jul-04	14	=7.8	31	RAINFALL STUDY
LHB13	15-Jul-04	14.5	=7.8	30	RAINFALL STUDY
LHB16	15-Jul-04	15	=17	30	RAINFALL STUDY
LHB2	15-Jul-04	15	=4.5	32	RAINFALL STUDY
LHB5	15-Jul-04	15.5	=2	30	RAINFALL STUDY
LHB6	15-Jul-04	15	=14	31	RAINFALL STUDY
LHB8	15-Jul-04	15	=6.1	30	RAINFALL STUDY
LHB9	15-Jul-04	15	=7.8	31	RAINFALL STUDY
T13	15-Jul-04	14.5	=7.8	31	RAINFALL STUDY
T14	15-Jul-04	15.5	=38	30	RAINFALL STUDY
T6	15-Jul-04	15	=6.8	30	RAINFALL STUDY
T7	15-Jul-04	18	=49	11	RAINFALL STUDY
AC10	19-Jul-04	17	=7.8	31	SYS RANDOM
AC1A	19-Jul-04	16	=4.5	31	SYS RANDOM
AC2	19-Jul-04	16.5	<2	30	SYS RANDOM
AC3	19-Jul-04	17	=33	31	SYS RANDOM
AC3A	19-Jul-04	17	=33	31	SYS RANDOM
AC4C	19-Jul-04	17	=220	30	SYS RANDOM
AC4D	19-Jul-04	17	=130	30	SYS RANDOM
AC5A	19-Jul-04	16	=11	30	SYS RANDOM
AC6G	19-Jul-04	16.5	<2	30	SYS RANDOM
AC7B	19-Jul-04	17	=6.8	30	SYS RANDOM
AC8	19-Jul-04	18	=3	30	SYS RANDOM
GB16	26-Jul-04	21	<2	27	EMERGENCY CLOSURE
GB17	26-Jul-04	20	<2	28	EMERGENCY CLOSURE
GB18	26-Jul-04	19	<2	30	EMERGENCY CLOSURE
GB19	26-Jul-04	20	<2	28	EMERGENCY CLOSURE
GB2	26-Jul-04	20.5	=7.8	27	EMERGENCY CLOSURE
GB25	26-Jul-04	19	=2	27	EMERGENCY CLOSURE
GB27	26-Jul-04	20	=2	27	EMERGENCY CLOSURE
GB28	26-Jul-04	20	<2	28	EMERGENCY CLOSURE
GB4A	26-Jul-04	22	=7.8	26	EMERGENCY CLOSURE
GB5	26-Jul-04	22	<2	28	EMERGENCY CLOSURE
GB50	26-Jul-04	21	<2	27	EMERGENCY CLOSURE
GB6	26-Jul-04	20.5	=2	27	EMERGENCY CLOSURE
GB7A	26-Jul-04	20.5	<2	27	EMERGENCY CLOSURE
GBA10	26-Jul-04	21	=11	24	EMERGENCY CLOSURE
GBA11.5	26-Jul-04	20	=7.8	27	EMERGENCY CLOSURE

GBNI1	27-Jul-04	19	=2	29	7.68	BASELINE TISSUE
LHB1	27-Jul-04	16	=22	31	7.97	RAINFALL STUDY
LHB13	27-Jul-04	16	=2	32	7.95	RAINFALL STUDY
LHB16	27-Jul-04	16	=2	31	7.92	RAINFALL STUDY
LHB2	27-Jul-04	16	=33	32	7.97	RAINFALL STUDY
LHB5	27-Jul-04	16.5	=22	32	7.93	RAINFALL STUDY
LHB6	27-Jul-04	16	=23	30	7.88	RAINFALL STUDY
LHB8	27-Jul-04	16	=33	31	7.92	RAINFALL STUDY
LHB9	27-Jul-04	16.5	=13	31	7.92	RAINFALL STUDY
LHCP1	27-Jul-04	16	=2	32	7.95	BASELINE TISSUE
LHNC1	27-Jul-04	16.5	<2	32	7.94	BASELINE TISSUE
T13	27-Jul-04	16	=46	32	7.95	RAINFALL STUDY
T14	27-Jul-04	20	=130	26	7.72	RAINFALL STUDY
T6	27-Jul-04	16	=14	30	7.85	RAINFALL STUDY
T7	27-Jul-04	19.5	=170	13	7.58	RAINFALL STUDY
ACB1A	02-Aug-04	15	=90	31		SYS RANDOM
ACB2	02-Aug-04	15	<2	31		SYS RANDOM
ACB20	02-Aug-04	15	<2	32		SYS RANDOM
ACB22	02-Aug-04	14.5	<2	33		SYS RANDOM
ACB3	02-Aug-04	15	=4.5	31		SYS RANDOM
ACB4	02-Aug-04	14	<2	31		SYS RANDOM
ACB5	02-Aug-04	15	=2	32		SYS RANDOM
ACB6	02-Aug-04	15.5	<2	31		SYS RANDOM
ACB7	02-Aug-04	15.5	<2	33		SYS RANDOM
ACB8	02-Aug-04	15	=2	32		SYS RANDOM
AC10	16-Aug-04	14	=2	32	7.77	EMERGENCY CLOSURE
AC1A	16-Aug-04	13.5	=2	32	7.87	EMERGENCY CLOSURE
AC2	16-Aug-04	13.5	=23	32	7.92	EMERGENCY CLOSURE
AC3	16-Aug-04	14	=2	32	7.82	EMERGENCY CLOSURE
AC3A	16-Aug-04	14	=11	32	7.90	EMERGENCY CLOSURE
AC4C	16-Aug-04	14	=23	31	7.88	EMERGENCY CLOSURE
AC4D	16-Aug-04	14	=49	32	7.89	EMERGENCY CLOSURE
AC5A	16-Aug-04	14	=4.5	32	7.88	EMERGENCY CLOSURE
AC6G	16-Aug-04	14	<2	32	7.90	EMERGENCY CLOSURE
AC7B	16-Aug-04	13.5	<2	32	7.90	EMERGENCY CLOSURE
AC8	16-Aug-04	14.5	=13	31	8.00	EMERGENCY CLOSURE
GB16	16-Aug-04	19	=22	25		EMERGENCY CLOSURE
GB17	16-Aug-04	18	=7.8	24		EMERGENCY CLOSURE
GB19	16-Aug-04	18	=7.8	27		EMERGENCY CLOSURE
GB2	16-Aug-04	18	=6.8	27		EMERGENCY CLOSURE
GB20	16-Aug-04	19	=79	16		EMERGENCY CLOSURE
GB25	16-Aug-04	18	=17	25		EMERGENCY CLOSURE
GB27	16-Aug-04	17.5	=14	24		EMERGENCY CLOSURE
GB28	16-Aug-04	18	=7.8	25		EMERGENCY CLOSURE
GB4A	16-Aug-04	19	=7.8	25		EMERGENCY CLOSURE
GB5	16-Aug-04	19	=23	23		EMERGENCY CLOSURE
GB50	16-Aug-04	18	=7.8	27		EMERGENCY CLOSURE
GB6	16-Aug-04	18	=4.5	28		EMERGENCY CLOSURE
GB7A	16-Aug-04	18	=17	24		EMERGENCY CLOSURE
GBA10	16-Aug-04	18.5	=70	16		EMERGENCY CLOSURE
GBA11.5	16-Aug-04	18	=6.8	22		EMERGENCY CLOSURE
GBNI1	16-Aug-04	19	=6.8	26	7.71	EMERGENCY CLOSURE
GBSP1	16-Aug-04	19.5	=79	25	7.47	EMERGENCY CLOSURE
ACB1A	17-Aug-04	14	=2	32	7.99	EMERGENCY CLOSURE
ACB2	17-Aug-04	14	<2	32	7.95	EMERGENCY CLOSURE
ACB20	17-Aug-04	14.5	<2	33	8.02	EMERGENCY CLOSURE
ACB22	17-Aug-04	14	<2	32	8.00	EMERGENCY CLOSURE
ACB3	17-Aug-04	14	=2	32	7.96	EMERGENCY CLOSURE
ACB4	17-Aug-04	14	<2	32	7.96	EMERGENCY CLOSURE
ACB5	17-Aug-04	14	<2	32	7.95	EMERGENCY CLOSURE
ACB6	17-Aug-04	14	<2	32	8.00	EMERGENCY CLOSURE
ACB7	17-Aug-04	14	<2	32	7.95	EMERGENCY CLOSURE
ACB8	17-Aug-04	14	=6.8	32	7.84	EMERGENCY CLOSURE
GB16	18-Aug-04	20	=13	26	7.63	EMERGENCY CLOSURE
GB17	18-Aug-04	19	=23	29	7.83	EMERGENCY CLOSURE
GB19	18-Aug-04	19	=7.8	28	7.85	EMERGENCY CLOSURE
GB2	18-Aug-04	19	=4.5	27	7.79	EMERGENCY CLOSURE
GB20	18-Aug-04	19.5	=49	15	7.68	EMERGENCY CLOSURE
GB25	18-Aug-04	18	=2	28	7.88	EMERGENCY CLOSURE
GB27	18-Aug-04	18	=4.5	28	7.83	EMERGENCY CLOSURE

GB28	18-Aug-0419	=17	28	7.83	EMERGENCY CLOSURE
GB4A	18-Aug-0420	=130	21	7.67	EMERGENCY CLOSURE
GB5	18-Aug-0420	<2	27	7.72	EMERGENCY CLOSURE
GB50	18-Aug-0419.5	=2	25	7.73	EMERGENCY CLOSURE
GB6	18-Aug-0419	=2	28	7.81	EMERGENCY CLOSURE
GB7A	18-Aug-0419.5	=4.5	28	7.88	EMERGENCY CLOSURE
GBA10	18-Aug-0419	=110	19	7.7	EMERGENCY CLOSURE
GBA11.5	18-Aug-0418	=33	29	7.82	EMERGENCY CLOSURE
GBNI1	18-Aug-0420	=2	27	7.85	EMERGENCY CLOSURE
GBSP1	18-Aug-0419	=7.8	26	7.67	EMERGENCY CLOSURE
AC10	23-Aug-0412	=7.8	28		SYS RANDOM
AC1A	23-Aug-0413	=4.5	27		SYS RANDOM
AC2	23-Aug-0413	=7.8	26		SYS RANDOM
AC3	23-Aug-0413	=2	25		SYS RANDOM
AC3A	23-Aug-0413	=13	25		SYS RANDOM
AC4C	23-Aug-0412.5	=33	28		SYS RANDOM
AC4D	23-Aug-0412.5	=49	26		SYS RANDOM
AC5A	23-Aug-0412	=13	27		SYS RANDOM
AC6G	23-Aug-0412.5	=49	27		SYS RANDOM
AC7B	23-Aug-0412.5	=49	23		SYS RANDOM
AC8	23-Aug-0412.5	=9	26		SYS RANDOM
LHB1	23-Aug-0413	=11	30	7.81	RAINFALL STUDY
LHB13	23-Aug-0414	=17	30	7.82	RAINFALL STUDY
LHB16	23-Aug-0413	=11	30	7.86	RAINFALL STUDY
LHB2	23-Aug-0414	=33	31	7.82	RAINFALL STUDY
LHB5	23-Aug-0415	=4.5	30	7.8	RAINFALL STUDY
LHB6	23-Aug-0415	=26	27	7.72	RAINFALL STUDY
LHB8	23-Aug-0415	=33	30	7.79	RAINFALL STUDY
LHB9	23-Aug-0413	=4.5	31	7.83	RAINFALL STUDY
LHCP1	23-Aug-0415	=7.8	31	7.90	RAINFALL STUDY
LHNC1	23-Aug-0415	=22	30	7.85	RAINFALL STUDY
T13	23-Aug-0414	=26	31	7.84	RAINFALL STUDY
T6	23-Aug-0415	=33	24	7.67	RAINFALL STUDY
LHB1	24-Aug-0412.5	=79	30.4		RAINFALL STUDY
LHB13	24-Aug-0414	=2	29.5		RAINFALL STUDY
LHB16	24-Aug-0415	=9.3	28.4		RAINFALL STUDY
LHB2	24-Aug-0412.5	=540	30.6		RAINFALL STUDY
LHB5	24-Aug-0415	=4.5	28.3		RAINFALL STUDY
LHB6	24-Aug-0415	=14	26.3		RAINFALL STUDY
LHB8	24-Aug-0415	=9.3	29.3		RAINFALL STUDY
LHB9	24-Aug-0414	=6.8	29.3		RAINFALL STUDY
LHCP1	24-Aug-0415	=2	29	7.89	RAINFALL STUDY
LHNC1	24-Aug-0414.5	=13	30	7.88	RAINFALL STUDY
T13	24-Aug-0414	=23	30.4		RAINFALL STUDY
T6	24-Aug-0415	=13	26.9		RAINFALL STUDY
LHB1	25-Aug-0414	<2	30		RAINFALL STUDY
LHB13	25-Aug-0414.5	=17	29.4		RAINFALL STUDY
LHB16	25-Aug-0415	=2	28		RAINFALL STUDY
LHB2	25-Aug-0414	=4.5	30.1		RAINFALL STUDY
LHB5	25-Aug-0415.5	=4.5	28.2		RAINFALL STUDY
LHB6	25-Aug-0415	=11	27.6		RAINFALL STUDY
LHB8	25-Aug-0415.5	=7.8	29.1		RAINFALL STUDY
LHB9	25-Aug-0414.5	=4.5	29.1		RAINFALL STUDY
LHCP1	25-Aug-0416	=2	29	7.83	RAINFALL STUDY
LHNC1	25-Aug-0416	=7.8	29	7.72	RAINFALL STUDY
T13	25-Aug-0413.5	=14	30.3		RAINFALL STUDY
T6	25-Aug-0415.5	=11	27.5		RAINFALL STUDY
LHB1	26-Aug-0414.5	=49	30.1	7.91	RAINFALL STUDY
LHB13	26-Aug-0415.5	=33	29.6	7.93	RAINFALL STUDY
LHB16	26-Aug-0416	=6.8	28.5	7.81	RAINFALL STUDY
LHB2	26-Aug-0414.5	=79	30.3	7.92	RAINFALL STUDY
LHB5	26-Aug-0416.5	=6.8	28.2	7.78	RAINFALL STUDY
LHB6	26-Aug-0416	=4	29.0	7.82	RAINFALL STUDY
LHB8	26-Aug-0416	=70	29.3	7.84	RAINFALL STUDY
LHB9	26-Aug-0416	=23	29.1	7.72	RAINFALL STUDY
LHCP1	26-Aug-0417	=23	29.2	7.89	RAINFALL STUDY
T13	26-Aug-0415	=240	30.2	7.91	RAINFALL STUDY
T6	26-Aug-0416	=11	29.3	7.88	RAINFALL STUDY
AC10	01-Sep-04	=4.5			SYS RANDOM
AC1A	01-Sep-04	=2			SYS RANDOM

AC2	01-Sep-04	=2			SYS RANDOM
AC3	01-Sep-04	=2			SYS RANDOM
AC3A	01-Sep-04	=2			SYS RANDOM
AC4C	01-Sep-04	=240			SYS RANDOM
AC4D	01-Sep-04	=13			SYS RANDOM
AC5A	01-Sep-04	=13			SYS RANDOM
AC6G	01-Sep-04	=17			SYS RANDOM
AC7B	01-Sep-04	=17			SYS RANDOM
AC8	01-Sep-04	=4			SYS RANDOM
RH1	01-Sep-04	=540			SYS RANDOM
RH2	01-Sep-04	=240			SYS RANDOM
RH3	01-Sep-04	=72			SYS RANDOM
RH4	01-Sep-04	=1600			SYS RANDOM
HH10	07-Sep-04 15	=23	32	7.90	SYS RANDOM
HH11	07-Sep-04 14.5	=350	33	7.95	SYS RANDOM
HH12	07-Sep-04 15	=120	32	7.95	SYS RANDOM
HH17	07-Sep-04 15	=240	33	7.95	SYS RANDOM
HH18	07-Sep-04 15.5	=130	32	7.95	SYS RANDOM
HH19	07-Sep-04 15	=79	33	7.92	SYS RANDOM
HH1A	07-Sep-04 15	=240	33	7.93	SYS RANDOM
HH2B	07-Sep-04 15	=180	32	7.97	SYS RANDOM
HH30	07-Sep-04 16	=13	31	7.77	SYS RANDOM
HH31	07-Sep-04 16	=7.8	30	7.73	SYS RANDOM
HH32	07-Sep-04 17	=6.8	30	7.76	SYS RANDOM
HH33	07-Sep-04 17	=4.5	30	7.70	SYS RANDOM
HH34	07-Sep-04 16.5	=2	30	7.67	SYS RANDOM
HH35	07-Sep-04 15.5	=33	32	7.91	SYS RANDOM
HH36	07-Sep-04 16	=23	32	7.89	SYS RANDOM
HH37	07-Sep-04 16	=33	32	7.86	SYS RANDOM
HH5B	07-Sep-04 15	=13	32	7.89	SYS RANDOM
HH5C	07-Sep-04 15	=17	32	7.91	SYS RANDOM
GB16	13-Sep-04 18	=13	24	7.81	SYS RANDOM
GB17	13-Sep-04 17	=4.5	26	7.81	SYS RANDOM
GB18	13-Sep-04 17	=46	26	7.77	SYS RANDOM
GB19	13-Sep-04 17.5	=4.5	26	7.86	SYS RANDOM
GB2	13-Sep-04 17	=49	25	7.82	SYS RANDOM
GB20	13-Sep-04 16.5	=920	10	7.39	SYS RANDOM
GB21	13-Sep-04 16	=240	8	7.30	SYS RANDOM
GB22	13-Sep-04 16	=220	9	7.30	SYS RANDOM
GB24	13-Sep-04 17	=13	26	7.62	SYS RANDOM
GB25	13-Sep-04 17	=110	24	7.71	SYS RANDOM
GB27	13-Sep-04 17	=23	26	7.80	SYS RANDOM
GB28	13-Sep-04 17.5	=23	26	7.85	SYS RANDOM
GB33	13-Sep-04 17.5	=79	21	7.69	SYS RANDOM
GB34	13-Sep-04 17.5	=49	23	7.73	SYS RANDOM
GB4A	13-Sep-04 18	=31	22	7.83	SYS RANDOM
GB5	13-Sep-04 18	=13	24	7.77	SYS RANDOM
GB50	13-Sep-04 17.5	=33	26	7.80	SYS RANDOM
GB6	13-Sep-04 17	=7.8	26	7.84	SYS RANDOM
GB7A	13-Sep-04 17.5	=17	25	7.88	SYS RANDOM
GB81	13-Sep-04 18	=110	16	7.69	SYS RANDOM
GBA10	13-Sep-04 16.5	=170	14	7.51	SYS RANDOM
GBA11.5	13-Sep-04 17	=350	16	7.59	SYS RANDOM
GBA7	13-Sep-04 16	=350	8	7.38	SYS RANDOM
ACB1A	15-Sep-04 13	=2			SYS RANDOM
ACB2	15-Sep-04 13	=4.5			SYS RANDOM
ACB20	15-Sep-04 13	<2			SYS RANDOM
ACB22	15-Sep-04 13	<2			SYS RANDOM
ACB3	15-Sep-04 13.5	<2			SYS RANDOM
ACB4	15-Sep-04 13	<2			SYS RANDOM
ACB5	15-Sep-04 13	=2			SYS RANDOM
ACB6	15-Sep-04 13	<2			SYS RANDOM
ACB7	15-Sep-04 13	<2			SYS RANDOM
ACB8	15-Sep-04 14	=4			SYS RANDOM
LHB1	23-Sep-04 13	=11	31	7.86	SYS RANDOM
LHB13	23-Sep-04 15	=23	30	7.93	SYS RANDOM
LHB16	23-Sep-04 15.5	=31	28	7.90	SYS RANDOM
LHB2	23-Sep-04 14.5	=7.8	31	7.91	SYS RANDOM
LHB5	23-Sep-04 15	=17	28	7.85	SYS RANDOM
LHB6	23-Sep-04 16	=23	29	7.86	SYS RANDOM

LHB8	23-Sep-04	15.5	=11	30	7.89	SYS RANDOM
LHB9	23-Sep-04	15	=13	30	7.73	SYS RANDOM
T13	23-Sep-04	15	=17	31	7.90	SYS RANDOM
T14	23-Sep-04	15	=23	22	7.54	SYS RANDOM
T6	23-Sep-04	16	=17	29	7.85	SYS RANDOM
T7	23-Sep-04	14	=31	2	7.51	SYS RANDOM
GBNI1	28-Sep-04	16	=7.8	23	7.66	BASELINE TISSUE
GBSP1	28-Sep-04	15	=33	4	7.53	BASELINE TISSUE
LHNC1	28-Sep-04	13	=70	31	7.63	BASELINE TISSUE
LHB1	29-Sep-04	11	=13	31	7.80	RAINFALL STUDY
LHB13	29-Sep-04	11	=46	30	7.79	RAINFALL STUDY
LHB16	29-Sep-04	11	=33	29	7.77	RAINFALL STUDY
LHB2	29-Sep-04	11	=27	31	7.78	RAINFALL STUDY
LHB5	29-Sep-04	12	=49	29	7.80	RAINFALL STUDY
LHB6	29-Sep-04	11	=21	31	7.78	RAINFALL STUDY
LHB8	29-Sep-04	11.5	=46	30	7.77	RAINFALL STUDY
LHB9	29-Sep-04	12	=110	28	7.71	RAINFALL STUDY
T13	29-Sep-04	11	=33	31	7.79	RAINFALL STUDY
T6	29-Sep-04	11	=49	30	7.74	RAINFALL STUDY
LHNC1	30-Sep-04	11.5	=49	30	7.73	RAINFALL STUDY
GB16	04-Oct-04	14	=4.5	25	7.81	SYS RANDOM
GB17	04-Oct-04	12	=6.8	29	7.80	SYS RANDOM
GB18	04-Oct-04	13	=4.5	29	7.81	SYS RANDOM
GB19	04-Oct-04	13	=4.5	28	7.86	SYS RANDOM
GB2	04-Oct-04	12	=7.8	27	7.84	SYS RANDOM
GB20	04-Oct-04	13	=13	20	7.71	SYS RANDOM
GB21	04-Oct-04	12	=49	13	7.51	SYS RANDOM
GB22	04-Oct-04	12	=79	13	7.55	SYS RANDOM
GB24	04-Oct-04	12	=11	29	7.78	SYS RANDOM
GB25	04-Oct-04	12	=6.8	29	7.79	SYS RANDOM
GB27	04-Oct-04	12	=4.5	28	7.83	SYS RANDOM
GB28	04-Oct-04	13	=4	28	7.85	SYS RANDOM
GB33	04-Oct-04	11	=17	26	7.73	SYS RANDOM
GB34	04-Oct-04	11.5	=4	27	7.8	SYS RANDOM
GB4A	04-Oct-04	13	=27	22	7.78	SYS RANDOM
GB5	04-Oct-04	14	=4.5	25	7.84	SYS RANDOM
GB50	04-Oct-04	12.5	=7.8	27	7.84	SYS RANDOM
GB6	04-Oct-04	13	=4.5	27	7.84	SYS RANDOM
GB7A	04-Oct-04	13	=7.8	26	7.77	SYS RANDOM
GB81	04-Oct-04	13	=13	22	7.78	SYS RANDOM
GBA10	04-Oct-04	12.5	=13	24	7.76	SYS RANDOM
GBA11.5	04-Oct-04	12.5	=2	26	7.80	SYS RANDOM
GBA7	04-Oct-04	12	=33	14	7.58	SYS RANDOM
AC10	11-Oct-04	10.5	=46	33		SYS RANDOM
AC1A	11-Oct-04	10	=21	33		SYS RANDOM
AC2	11-Oct-04	11	=2	33		SYS RANDOM
AC3	11-Oct-04	10.5	=49	32		SYS RANDOM
AC3A	11-Oct-04	10.5	=49	32		SYS RANDOM
AC4C	11-Oct-04	10.5	=4	33		SYS RANDOM
AC4D	11-Oct-04	10.5	=2	32		SYS RANDOM
AC5A	11-Oct-04	11	<2	33		SYS RANDOM
AC6G	11-Oct-04	10.5	=7.8	33		SYS RANDOM
AC7B	11-Oct-04	11	=79	33		SYS RANDOM
AC8	11-Oct-04	10	=7.8	31		SYS RANDOM
RH1	11-Oct-04	11	=70	32		SYS RANDOM
RH2	11-Oct-04	10.5	=49	33		SYS RANDOM
RH3	11-Oct-04	9.5	=23	33		SYS RANDOM
RH4	11-Oct-04	11	=28	33		SYS RANDOM
HH10	13-Oct-04	10.5	=13	33		SYS RANDOM
HH11	13-Oct-04	10	=7.8	33		SYS RANDOM
HH12	13-Oct-04	10.5	=33	33		SYS RANDOM
HH17	13-Oct-04	11	=4	33		SYS RANDOM
HH18	13-Oct-04	11	=33	33		SYS RANDOM
HH19	13-Oct-04	11	=4.5	33		SYS RANDOM
HH1A	13-Oct-04	11	=4.5	33		SYS RANDOM
HH2B	13-Oct-04	10	=23	33		SYS RANDOM
HH30	13-Oct-04	10	=49	32	7.87	SYS RANDOM
HH31	13-Oct-04	10	=79	30	7.76	SYS RANDOM
HH32	13-Oct-04	10	=23	31	7.64	SYS RANDOM
HH33	13-Oct-04	10.5	=17	29	7.69	SYS RANDOM

HH34	13-Oct-04	10	=23	32	7.82	SYS RANDOM
HH35	13-Oct-04	10.5	=14	33		SYS RANDOM
HH36	13-Oct-04	10	=13	33		SYS RANDOM
HH37	13-Oct-04	10.5	=22	32		SYS RANDOM
HH5B	13-Oct-04	10	=17	32		SYS RANDOM
HH5C	13-Oct-04	10	=2	33		SYS RANDOM
GBAP1	14-Oct-04	11.5	=4.5	27	7.88	BASELINE TISSUE
GBN11	14-Oct-04	11	=4	26	7.66	BASELINE TISSUE
LHB1	14-Oct-04	10	<2	31	7.87	RAINFALL STUDY
LHB13	14-Oct-04	10	=46	31	7.86	RAINFALL STUDY
LHB16	14-Oct-04	10	=33	30	7.81	RAINFALL STUDY
LHB2	14-Oct-04	10.5	=2	31	7.86	RAINFALL STUDY
LHB5	14-Oct-04	10.5	=4.5	29	7.80	RAINFALL STUDY
LHB6	14-Oct-04	10	=11	31	7.75	RAINFALL STUDY
LHB9	14-Oct-04	10	=23	29	7.82	RAINFALL STUDY
LHCP1	14-Oct-04	10.5	=33	31	7.67	BASELINE TISSUE
LHSG1	14-Oct-04	10.5	=23	31	7.79	BASELINE TISSUE
GB16	18-Oct-04	10.5	=49	25		RAINFALL STUDY
GB19	18-Oct-04	11	=17	26		RAINFALL STUDY
GB4A	18-Oct-04	11	=350	20		RAINFALL STUDY
GB5	18-Oct-04	10.5	=170	25		RAINFALL STUDY
GB6	18-Oct-04	10.5	=170	26		RAINFALL STUDY
GB7A	18-Oct-04	11	=79	26		RAINFALL STUDY
GBAP1	18-Oct-04	10.5	=79	26	7.87	RAINFALL STUDY
GBN11	18-Oct-04	10.5	=33	24	7.84	RAINFALL STUDY
HH10	18-Oct-04	9.5	=240	27		RAINFALL STUDY
HH11	18-Oct-04	9.5	=170	28		RAINFALL STUDY
HH12	18-Oct-04	9.5	=130	30		RAINFALL STUDY
HH17	18-Oct-04	9	=110	29		RAINFALL STUDY
HH18	18-Oct-04	9.5	=49	27		RAINFALL STUDY
HH19	18-Oct-04	9	=170	26		RAINFALL STUDY
HH1A	18-Oct-04	9.5	=64	32		RAINFALL STUDY
HH2B	18-Oct-04	9.5	=240	25		RAINFALL STUDY
HH5B	18-Oct-04	10	=1600	25		RAINFALL STUDY
HH5C	18-Oct-04	9.5	=350	25		RAINFALL STUDY
HHHR1	18-Oct-04	10	=240	28	7.82	RAINFALL STUDY
HHMG1	18-Oct-04	10	=540	31	7.79	RAINFALL STUDY
LHB1	18-Oct-04	9	=79	30		RAINFALL STUDY
LHB13	18-Oct-04	10	=21	31		RAINFALL STUDY
LHB16	18-Oct-04	10	=11	31		RAINFALL STUDY
LHB2	18-Oct-04	10	=22	31		RAINFALL STUDY
LHB5	18-Oct-04	10	=12	32		RAINFALL STUDY
LHB6	18-Oct-04	9	=540	23		RAINFALL STUDY
LHB9	18-Oct-04	10	=4	30		RAINFALL STUDY
LHCP1	18-Oct-04	9.5	=33	31	7.77	RAINFALL STUDY
LHSG1	18-Oct-04	9.5	=7.8	30	7.70	RAINFALL STUDY
HH10	19-Oct-04	10	=49	31	7.87	SYS RANDOM
HH11	19-Oct-04	10	=49	31	7.89	SYS RANDOM
HH12	19-Oct-04	9.5	=70	32	7.89	SYS RANDOM
HH17	19-Oct-04	10	=79	32	7.88	SYS RANDOM
HH18	19-Oct-04	9.5	=110	31	7.89	SYS RANDOM
HH19	19-Oct-04	10	=79	31	7.90	SYS RANDOM
HH1A	19-Oct-04	9.5	=79	32	7.96	SYS RANDOM
HH2B	19-Oct-04	10	=79	30	7.88	SYS RANDOM
HH30	19-Oct-04	9	=540	28	7.76	SYS RANDOM
HH31	19-Oct-04	9.5	=170	22	7.71	SYS RANDOM
HH32	19-Oct-04	10	=49	25	7.67	SYS RANDOM
HH33	19-Oct-04	9	=540	27	7.74	SYS RANDOM
HH34	19-Oct-04	10	=140	26	7.75	SYS RANDOM
HH35	19-Oct-04	9.5	=240	31	7.90	SYS RANDOM
HH36	19-Oct-04	10	=110	28	7.84	SYS RANDOM
HH37	19-Oct-04	10	=110	27	7.79	SYS RANDOM
HH5B	19-Oct-04	10	=33	31	7.87	SYS RANDOM
HH5C	19-Oct-04	9.5	=79	31	7.87	SYS RANDOM
HHHR1	19-Oct-04	9.5	=23	32	7.95	RAINFALL STUDY
HHMG1	19-Oct-04	9.5	=170	30	7.88	RAINFALL STUDY
GB16	20-Oct-04	8	=33	24		RAINFALL STUDY
GB19	20-Oct-04	10	=23	27		RAINFALL STUDY
GB4A	20-Oct-04	8	=70	20		RAINFALL STUDY
GB5	20-Oct-04	7.5	=31	25		RAINFALL STUDY

GB6	20-Oct-04 9	=13	26		RAINFALL STUDY
GB7A	20-Oct-04 8.5	=17	25		RAINFALL STUDY
GBAP1	20-Oct-04 8	=17	25	7.93	RAINFALL STUDY
GBN11	20-Oct-04 8.5	=14	25	7.87	RAINFALL STUDY
LHB1	20-Oct-04 9	=2.9	30		RAINFALL STUDY
LHB13	20-Oct-04 8.5	=1.8	30		RAINFALL STUDY
LHB16	20-Oct-04 9	=4.5	30		RAINFALL STUDY
LHB2	20-Oct-04 9	=4.5	30		RAINFALL STUDY
LHB5	20-Oct-04 8.5	=6.8	30		RAINFALL STUDY
LHB6	20-Oct-04 7	=79	27		RAINFALL STUDY
LHB9	20-Oct-04 8	=26	31		RAINFALL STUDY
LHCP1	20-Oct-04 8.5	=4.5	30	7.98	RAINFALL STUDY
LHSG1	20-Oct-04 8	=7.8	30	7.94	RAINFALL STUDY
GB16	21-Oct-04 8	=4	24		RAINFALL STUDY
GB19	21-Oct-04 8	=4.5	26		RAINFALL STUDY
GB4A	21-Oct-04 8	=23	20		RAINFALL STUDY
GB5	21-Oct-04 8	=4	25		RAINFALL STUDY
GB6	21-Oct-04 7.5	<2	26		RAINFALL STUDY
GB7A	21-Oct-04 8	=2	26		RAINFALL STUDY
LHB1	21-Oct-04 7.5	=4.3	32		RAINFALL STUDY
LHB13	21-Oct-04 7.5	=4.5	32		RAINFALL STUDY
LHB16	21-Oct-04 8	<2	31		RAINFALL STUDY
LHB2	21-Oct-04 7.5	=1.8	32		RAINFALL STUDY
LHB5	21-Oct-04 7.5	<2	31		RAINFALL STUDY
LHB6	21-Oct-04 7.5	=4.5	30		RAINFALL STUDY
LHB9	21-Oct-04 9	=2	32		RAINFALL STUDY
AC10	25-Oct-04 8	=4.5	33		SYS RANDOM
AC1A	25-Oct-04 8	=79	33		SYS RANDOM
AC2	25-Oct-04 8	=17	33		SYS RANDOM
AC3	25-Oct-04 8	=49	33		SYS RANDOM
AC3A	25-Oct-04 8	=23	32		SYS RANDOM
AC4C	25-Oct-04 8	=7.8	33		SYS RANDOM
AC5A	25-Oct-04 8	=13	33		SYS RANDOM
AC6G	25-Oct-04 8	<2	32		SYS RANDOM
AC7B	25-Oct-04 8	=1.8	33		SYS RANDOM
AC8	25-Oct-04 8	=6.4	31		SYS RANDOM
LHCP1	25-Oct-04 8	=2	31	7.89	RAINFALL STUDY
LHSG1	25-Oct-04 8	=1.8	31	7.90	RAINFALL STUDY
GB16	26-Oct-04 7	=4.5	26	7.78	SYS RANDOM
GB17	26-Oct-04 7	=6.8	27	7.86	SYS RANDOM
GB18	26-Oct-04 7	=4.5	29	7.85	SYS RANDOM
GB19	26-Oct-04 7	=7.8	28	7.84	SYS RANDOM
GB2	26-Oct-04 7.5	=4.5	28	7.87	SYS RANDOM
GB20	26-Oct-04 6.5	=1.8	21	7.82	SYS RANDOM
GB21	26-Oct-04 7	=4.5	17	7.72	SYS RANDOM
GB22	26-Oct-04 7	=13	18	7.67	SYS RANDOM
GB24	26-Oct-04 7	=7.8	30	7.88	SYS RANDOM
GB25	26-Oct-04 7	=6.8	28	7.84	SYS RANDOM
GB27	26-Oct-04 6.5	=1.8	28	7.78	SYS RANDOM
GB28	26-Oct-04 7	=21	28	7.79	SYS RANDOM
GB33	26-Oct-04 7	=6.8	25	7.80	SYS RANDOM
GB34	26-Oct-04 7	=4.5	27	7.82	SYS RANDOM
GB4A	26-Oct-04 7	=8.3	26	7.78	SYS RANDOM
GB5	26-Oct-04 7	=6.8	26	7.77	SYS RANDOM
GB50	26-Oct-04 7	=4.5	27	7.78	SYS RANDOM
GB6	26-Oct-04 7	=2	28	7.84	SYS RANDOM
GB7A	26-Oct-04 7	<2	27	7.74	SYS RANDOM
GB81	26-Oct-04 7	=7.8	26	7.79	SYS RANDOM
GBA10	26-Oct-04 7	=4.5	28	7.85	SYS RANDOM
GBA11.5	26-Oct-04 7	=13	28	7.83	SYS RANDOM
GBA7	26-Oct-04 7	=17	20	7.75	SYS RANDOM
HH10	02-Nov-049	=79	32		SYS RANDOM
HH11	02-Nov-049	=17	33		SYS RANDOM
HH12	02-Nov-049	=79	32		SYS RANDOM
HH17	02-Nov-049	=70	33		SYS RANDOM
HH18	02-Nov-049	=13	32		SYS RANDOM
HH19	02-Nov-049	=110	32		SYS RANDOM
HH1A	02-Nov-049	=28	33		SYS RANDOM
HH2B	02-Nov-048.5	=23	32		SYS RANDOM
HH30	02-Nov-049	=2	31		SYS RANDOM

HH31	02-Nov-048.5	=2	30		SYS RANDOM
HH32	02-Nov-048.5	=22	27		SYS RANDOM
HH33	02-Nov-049	=4.5	28		SYS RANDOM
HH34	02-Nov-049	=2	31		SYS RANDOM
HH35	02-Nov-048.5	=31	32		SYS RANDOM
HH36	02-Nov-049	=4.5	30		SYS RANDOM
HH37	02-Nov-049	=4.5	29		SYS RANDOM
HH5B	02-Nov-049	=4	32		SYS RANDOM
HH5C	02-Nov-049	=13	32		SYS RANDOM
HHHR1	02-Nov-049.5	=23	32	7.78	POST RAINFALL
HHMG1	02-Nov-049.5	=130	32	7.83	POST RAINFALL
AC10	03-Nov-0410	<2	32		SYS RANDOM
AC1A	03-Nov-049	<2	33		SYS RANDOM
AC2	03-Nov-049	=1.8	32		SYS RANDOM
AC3	03-Nov-049	<2	33		SYS RANDOM
AC3A	03-Nov-049	<2	32		SYS RANDOM
AC4C	03-Nov-049.5	<2	33		SYS RANDOM
AC4D	03-Nov-049.5	<2	33		SYS RANDOM
AC5A	03-Nov-0410	=2	33		SYS RANDOM
AC6G	03-Nov-0410	<2	32		SYS RANDOM
AC7B	03-Nov-0410.5	<2	33		SYS RANDOM
AC8	03-Nov-0410	=4.5	32		SYS RANDOM
HH10	04-Nov-048	=27	31	7.70	POST RAINFALL
HH11	04-Nov-047.5	=6.8	32	7.69	POST RAINFALL
HH12	04-Nov-047	=33	32	7.66	POST RAINFALL
HH17	04-Nov-047	=130	32	7.75	POST RAINFALL
HH18	04-Nov-046.5	=46	32	7.75	POST RAINFALL
HH19	04-Nov-047	=22	32	7.75	POST RAINFALL
HH1A	04-Nov-046.5	=33	32	7.78	POST RAINFALL
HH2B	04-Nov-047	=22	31	7.71	POST RAINFALL
HH5C	04-Nov-048.5	=2	30	7.51	POST RAINFALL
HHHR1	08-Nov-047	=4.5	29	7.80	POST RAINFALL
HHMG1	08-Nov-048	=7.8	29	7.79	POST RAINFALL
LHB1	08-Nov-047	<2	33	7.79	SYS RANDOM
LHB13	08-Nov-048	<2	32	7.71	SYS RANDOM
LHB16	08-Nov-048	<2	32	7.78	SYS RANDOM
LHB2	08-Nov-047	<2	32	7.79	SYS RANDOM
LHB5	08-Nov-048	=2	30	7.76	SYS RANDOM
LHB6	08-Nov-047	<2	33	7.83	SYS RANDOM
LHB8	08-Nov-048	=7.8	32	7.79	SYS RANDOM
LHB9	08-Nov-048	<2	31	7.71	SYS RANDOM
LHCP1	08-Nov-049	<2	30	7.79	POST RAINFALL
LHSG1	08-Nov-049	<2	30	7.77	POST RAINFALL
T13	08-Nov-048	=4	32	7.77	SYS RANDOM
T14	08-Nov-047.5	=2	28	7.75	SYS RANDOM
T6	08-Nov-047	<2	32	7.83	SYS RANDOM
T7	08-Nov-046.5	=22	4	7.41	SYS RANDOM
GB16	09-Nov-045	=7.8	24		SYS RANDOM
GB17	09-Nov-045.5	=4.5	28		SYS RANDOM
GB18	09-Nov-047	=2	31		SYS RANDOM
GB19	09-Nov-047	=6.8	27		SYS RANDOM
GB2	09-Nov-045	=4.5	25		SYS RANDOM
GB20	09-Nov-045	=4.5	21		SYS RANDOM
GB21	09-Nov-045	=22	14		SYS RANDOM
GB22	09-Nov-045	=23	15		SYS RANDOM
GB24	09-Nov-047	=2	31		SYS RANDOM
GB25	09-Nov-046	=2	25		SYS RANDOM
GB27	09-Nov-046	=4	25		SYS RANDOM
GB28	09-Nov-046.5	=2	26		SYS RANDOM
GB33	09-Nov-045	=7.8	24		SYS RANDOM
GB34	09-Nov-045	<2	24		SYS RANDOM
GB4A	09-Nov-046	=11	24		SYS RANDOM
GB5	09-Nov-045	=4.5	23		SYS RANDOM
GB50	09-Nov-046	<2	24		SYS RANDOM
GB6	09-Nov-046	=7.8	25		SYS RANDOM
GB7A	09-Nov-045.5	=2	24		SYS RANDOM
GB81	09-Nov-046	=2	24		SYS RANDOM
GBA10	09-Nov-046	=4	24		SYS RANDOM
GBA11.5	09-Nov-046.5	=1.8	28		SYS RANDOM
GBA7	09-Nov-046	=11	18		SYS RANDOM

HH30	15-Nov-043.5	=33	30	7.64	SYS RANDOM
HH31	15-Nov-043.5	=22	29	7.60	SYS RANDOM
HH32	15-Nov-043.5	=22	26	7.52	SYS RANDOM
HH33	15-Nov-043.5	=23	26	7.63	SYS RANDOM
HH34	15-Nov-043.5	=23	30	7.67	SYS RANDOM
HHHR1	15-Nov-044	=17	32	7.78	BASELINE TISSUE
HHMG1	15-Nov-045	=14	32	7.73	BASELINE TISSUE
AC10	16-Nov-046	<2	31		SYS RANDOM
AC1A	16-Nov-045	<2	32		SYS RANDOM
AC2	16-Nov-045.5	=4	32		SYS RANDOM
AC3	16-Nov-045	<2	32		SYS RANDOM
AC3A	16-Nov-045.5	<2	32		SYS RANDOM
AC4C	16-Nov-045	<2	32		SYS RANDOM
AC4D	16-Nov-045	=2	32		SYS RANDOM
AC5A	16-Nov-046.5	<2	31		SYS RANDOM
AC6G	16-Nov-046	<2	31		SYS RANDOM
AC7B	16-Nov-045.5	<2	32		SYS RANDOM
AC8	16-Nov-046.5	<2	32		SYS RANDOM
HH10	16-Nov-045.5	=6.1	32	7.85	SYS RANDOM
HH11	16-Nov-045.5	=13	32	7.82	SYS RANDOM
HH12	16-Nov-045.5	=13	33	7.84	SYS RANDOM
HH17	16-Nov-045.5	=31	32	7.87	SYS RANDOM
HH18	16-Nov-045.5	=7.8	33	7.87	SYS RANDOM
HH19	16-Nov-045.5	=33	33	7.84	SYS RANDOM
HH1A	16-Nov-045.5	=2	33	7.94	SYS RANDOM
HH2B	16-Nov-044.5	=46	32	7.82	SYS RANDOM
HH35	16-Nov-045	=33	32	7.84	SYS RANDOM
HH36	16-Nov-044	=7.8	31	7.77	SYS RANDOM
HH37	16-Nov-043.5	=33	29	7.73	SYS RANDOM
HH5B	16-Nov-044.5	=7.8	31	7.61	SYS RANDOM
HH5C	16-Nov-044.5	=17	32	7.77	SYS RANDOM
GBAP1	17-Nov-044	=11	26	7.77	BASELINE TISSUE
GBN11	17-Nov-044	=4.5	25	7.77	BASELINE TISSUE
GB16	22-Nov-047	<2	26.0		SYS RANDOM
GB17	22-Nov-048	=2	29.7		SYS RANDOM
GB18	22-Nov-048	<2	31.3		SYS RANDOM
GB19	22-Nov-047.5	=2	29.2		SYS RANDOM
GB2	22-Nov-047.5	=2	28.7		SYS RANDOM
GB20	22-Nov-047	<2	24.8		SYS RANDOM
GB21	22-Nov-047	<2	22.0		SYS RANDOM
GB22	22-Nov-047	=2	29.8		SYS RANDOM
GB24	22-Nov-048.5	<2	31.6		SYS RANDOM
GB25	22-Nov-047	=2	27.5		SYS RANDOM
GB27	22-Nov-047	<2	28.5		SYS RANDOM
GB28	22-Nov-047.5	<2	29.4		SYS RANDOM
GB33	22-Nov-047	=6.8	26.6		SYS RANDOM
GB34	22-Nov-047	<2	27.8		SYS RANDOM
GB4A	22-Nov-047	<2	26.7		SYS RANDOM
GB5	22-Nov-047	=2	26.8		SYS RANDOM
GB50	22-Nov-047	<2	27.6		SYS RANDOM
GB6	22-Nov-047.5	=2	28.8		SYS RANDOM
GB7A	22-Nov-047	<2	26.9		SYS RANDOM
GB81	22-Nov-047	=4.5	26.3		SYS RANDOM
GBA10	22-Nov-047	<2	26.8		SYS RANDOM
GBA11.5	22-Nov-048	=1.8	30.1		SYS RANDOM
GBA7	22-Nov-046	=4	21.3		SYS RANDOM
HH10	30-Nov-047.5	=4	30.9		SYS RANDOM
HH11	30-Nov-048	=7.8	31.4		SYS RANDOM
HH12	30-Nov-048	=13	31.0		SYS RANDOM
HH17	30-Nov-048	=7.8	31.6		SYS RANDOM
HH18	30-Nov-047	=23	28.4		SYS RANDOM
HH19	30-Nov-047	=23	29.8		SYS RANDOM
HH1A	30-Nov-048	=8	31.4		SYS RANDOM
HH2B	30-Nov-047	=13	27.3		SYS RANDOM
HH30	30-Nov-046	=240	19.1		SYS RANDOM
HH31	30-Nov-045.5	=240	8.8		SYS RANDOM
HH32	30-Nov-045.5	=79	13.5		SYS RANDOM
HH33	30-Nov-046	=1600	8.4		SYS RANDOM
HH34	30-Nov-046	=1600	12.5		SYS RANDOM
HH35	30-Nov-047	=22	27.4		SYS RANDOM

HH36	30-Nov-046	=33	22.9		SYS RANDOM
HH37	30-Nov-046	=70	18.2		SYS RANDOM
HH5B	30-Nov-047	=79	26.7		SYS RANDOM
HH5C	30-Nov-047	=79	27.4		SYS RANDOM
HHHR1	30-Nov-047	=49	28.9	7.77	POST RAINFALL
HHMG1	30-Nov-047	=130	28.8	7.77	POST RAINFALL
HH10	02-Dec-04 4.5	=540	20	7.57	POST RAINFALL
HH12	02-Dec-04 4	=79	26	7.65	POST RAINFALL
HH18	02-Dec-04 4.5	=70	24	7.56	POST RAINFALL
HH19	02-Dec-04 4.5	=33	23	7.53	POST RAINFALL
HH2B	02-Dec-04 4	=49	20	7.57	POST RAINFALL
HHHR1	02-Dec-04 4	=110	20	7.65	POST RAINFALL
HHMG1	02-Dec-04 4.5	=130	24	7.60	POST RAINFALL
LHSG1	02-Dec-04 4.5	=220	28	7.68	POST RAINFALL
GB16	06-Dec-04 1	=33	16	7.67	SYS RANDOM
GB17	06-Dec-04 3	=11	21	7.72	SYS RANDOM
GB18	06-Dec-04 4	=7.8	27	7.80	SYS RANDOM
GB19	06-Dec-04 2.5	=49	19	7.71	SYS RANDOM
GB2	06-Dec-04 1	=49	18	7.64	SYS RANDOM
GB24	06-Dec-04 5	=2	30	7.76	SYS RANDOM
GB25	06-Dec-04 3	=22	22	7.71	SYS RANDOM
GB27	06-Dec-04 3	=17	22	7.70	SYS RANDOM
GB28	06-Dec-04 3	=17	20	7.68	SYS RANDOM
GB33	06-Dec-04 1	=33	17	7.65	SYS RANDOM
GB34	06-Dec-04 1	=23	18	7.64	SYS RANDOM
GB4A	06-Dec-04 0	=130	14	7.64	SYS RANDOM
GB5	06-Dec-04 1	=49	17	7.63	SYS RANDOM
GB50	06-Dec-04 2	=110	18	7.63	SYS RANDOM
GB6	06-Dec-04 2.5	=49	18	7.62	SYS RANDOM
GB7A	06-Dec-04 1.5	=33	18	7.67	SYS RANDOM
GB81	06-Dec-04 0	=110	13	7.57	SYS RANDOM
GBA10	06-Dec-04 1	=33	18	7.60	SYS RANDOM
GBA11.5	06-Dec-04 1	=22	18	7.67	SYS RANDOM
HHHR1	06-Dec-04 4	=4	28	7.76	POST RAINFALL
HHMG1	06-Dec-04 4	=11	29	7.71	POST RAINFALL
HHHR1	08-Dec-04 5	<2	26	7.75	POST RAINFALL
HHMG1	08-Dec-04 6.5	=22	28	7.73	POST RAINFALL
LHB1	08-Dec-04 4.5	=13	28	7.76	SYS RANDOM
LHB13	08-Dec-04 4.5	=130	28	7.77	SYS RANDOM
LHB16	08-Dec-04 4.5	=240	28	7.72	SYS RANDOM
LHB2	08-Dec-04 4.5	=110	29	7.79	SYS RANDOM
LHB5	08-Dec-04 5	=350	28	7.77	SYS RANDOM
LHB6	08-Dec-04 4	=17	25	7.73	SYS RANDOM
LHB8	08-Dec-04 4	=350	25	7.73	SYS RANDOM
LHB9	08-Dec-04 6.5	=130	29	7.83	SYS RANDOM
LHSG1	08-Dec-04 4.5	=130	27	7.75	POST RAINFALL
T13	08-Dec-04 4.5	=22	28	7.80	SYS RANDOM
T14	08-Dec-04 3.5	=22	26	7.69	SYS RANDOM
T6	08-Dec-04 4	=7.8	26	7.79	SYS RANDOM
T7	08-Dec-04 0	=70	0	7.45	SYS RANDOM
AC10	09-Dec-04 4.5	<2	34		SYS RANDOM
AC1A	09-Dec-04 4.5	<2	34		SYS RANDOM
AC2	09-Dec-04 4.5	=4	34		SYS RANDOM
AC3	09-Dec-04 5	=130	34		SYS RANDOM
AC3A	09-Dec-04 4.5	=33	33		SYS RANDOM
AC4C	09-Dec-04 4.5	<2	33		SYS RANDOM
AC4D	09-Dec-04 4.5	=2	34		SYS RANDOM
AC5A	09-Dec-04 4	=2	34		SYS RANDOM
AC6G	09-Dec-04 4.5	=6.8	32		SYS RANDOM
AC7B	09-Dec-04 4	=2	33		SYS RANDOM
AC8	09-Dec-04 4	<2	31		SYS RANDOM
HH10	09-Dec-04 4.5	=2	32	7.81	POST RAINFALL
HH12	09-Dec-04 5	=13	32	7.77	POST RAINFALL
HH18	09-Dec-04 6	<2	32	7.60	POST RAINFALL
HH19	09-Dec-04 4.5	=2	32	7.79	POST RAINFALL
HH2B	09-Dec-04 5	=7.8	32	7.75	POST RAINFALL
GB16	13-Dec-04 3	=49	18		SYS RANDOM
GB17	13-Dec-04 4	=13	25		SYS RANDOM
GB18	13-Dec-04 4.5	=4.5	29		SYS RANDOM
GB19	13-Dec-04 4	=6.8	25		SYS RANDOM

GB2	13-Dec-04 4	=17	22		SYS RANDOM
GB20	13-Dec-04 3	=17	12		SYS RANDOM
GB21	13-Dec-04 3	=49	8		SYS RANDOM
GB22	13-Dec-04 2.5	=110	9		SYS RANDOM
GB24	13-Dec-04 5	=11	31		SYS RANDOM
GB25	13-Dec-04 4	=49	20		SYS RANDOM
GB27	13-Dec-04 3.5	=49	23		SYS RANDOM
GB28	13-Dec-04 4	=6.8	24		SYS RANDOM
GB33	13-Dec-04 3.5	=32	17		SYS RANDOM
GB34	13-Dec-04 3.5	=27	21		SYS RANDOM
GB4A	13-Dec-04 3.5	=36	17		SYS RANDOM
GB5	13-Dec-04 3	=22	19		SYS RANDOM
GB50	13-Dec-04 3.5	=23	22		SYS RANDOM
GB6	13-Dec-04 4	=49	24		SYS RANDOM
GB7A	13-Dec-04 3.5	=33	20		SYS RANDOM
GB81	13-Dec-04 3.5	=49	18		SYS RANDOM
GBA10	13-Dec-04 3	=13	19		SYS RANDOM
GBA11.5	13-Dec-04 3.5	=6.8	21		SYS RANDOM
GBA7	13-Dec-04 3	=79	10		SYS RANDOM
HH17	14-Dec-04 2.5	=23	29	7.51	POST RAINFALL
HH18	14-Dec-04 2	=6.8	28	7.70	POST RAINFALL
HH19	14-Dec-04 2.5	=7.8	27	7.62	POST RAINFALL
HH1A	14-Dec-04 3	=21	29	7.74	POST RAINFALL
HH2B	14-Dec-04 2	=7.8	26	7.62	POST RAINFALL
HHMG1	14-Dec-04 2	=13	28	7.72	POST RAINFALL
LHSG1	15-Dec-04 -3	=13	25	7.64	POST RAINFALL
HH10	16-Dec-04 4	=2	32	7.80	SYS RANDOM
HH11	16-Dec-04 3.5	=4.5	31	7.80	SYS RANDOM
HH12	16-Dec-04 2	=4	30	7.73	SYS RANDOM
HH17	16-Dec-04 3	=7.8	31	7.79	SYS RANDOM
HH18	16-Dec-04 2	=2	30	7.73	SYS RANDOM
HH19	16-Dec-04 3.5	=4.5	32	7.79	SYS RANDOM
HH1A	16-Dec-04 3	=13	31	7.80	SYS RANDOM
HH2B	16-Dec-04 1	=4.5	30	7.73	SYS RANDOM
HH30	16-Dec-04 2	=7.8	28	7.65	SYS RANDOM
HH31	16-Dec-04 1	=2	26	7.61	SYS RANDOM
HH32	16-Dec-04 0.5	=11	25	7.45	SYS RANDOM
HH33	16-Dec-04 0.5	=7.8	22	7.53	SYS RANDOM
HH34	16-Dec-04 1	=2	27	7.64	SYS RANDOM
HH35	16-Dec-04 1	=2	30	7.77	SYS RANDOM
HH36	16-Dec-04 -0.5	=4.5	25	7.64	SYS RANDOM
HH37	16-Dec-04 -1	=2	24	7.49	SYS RANDOM
HH5B	16-Dec-04 2	=13	30	7.70	SYS RANDOM
HH5C	16-Dec-04 3	=4.5	31	7.77	SYS RANDOM

Appendix 3 2004 Shellfish Tissue Fecal Coliform Data

All sampling was done in accordance with EPA-approved Quality Assurance Project Plans. Documentation of laboratory QA checks is on file with the analytical laboratories.

AREA	STATION	DATE	WFC	MEATFC	MEATFCSPECIES	PROJTYPE
Great Bay	LBFP1	4/4/04	79	2400	softshell clam	EMERGENCY CLOSURE
Great Bay	LBFP1	4/6/04	22	790	softshell clam	EMERGENCY CLOSURE
Great Bay	GBSP1	4/6/04	27	490	softshell clam	EMERGENCY CLOSURE
Great Bay	LBFP1	4/12/04	2	78	softshell clam	EMERGENCY CLOSURE
Great Bay	GBSP1	4/12/04	2	130	softshell clam	EMERGENCY CLOSURE
Great Bay	GBNI1	6/2/04	11	170	american oyster	EMERGENCY CLOSURE
Great Bay	GBSP1	6/2/04	4.5	230	softshell clam	EMERGENCY CLOSURE
Great Bay	GBNI1	7/27/04	2	78	american oyster	BASELINE TISSUE
Great Bay	GBSP1	8/16/04	79	1400	softshell clam	EMERGENCY CLOSURE
Great Bay	GBNI1	8/16/04	6.8	330	american oyster	EMERGENCY CLOSURE
Great Bay	GBSP1	8/18/04	7.8	330	american oyster	EMERGENCY CLOSURE
Great Bay	GBNI1	8/18/04	2	61	softshell clam	EMERGENCY CLOSURE
Great Bay	GBSP1	9/28/04	33	330	softshell clam	BASELINE TISSUE
Great Bay	GBNI1	9/28/04	7.8	130	american oyster	BASELINE TISSUE
Great Bay	GBAP1	10/14/04	4.5	20	american oyster	BASELINE TISSUE
Great Bay	GBNI1	10/14/04	4	20	american oyster	BASELINE TISSUE
Great Bay	GBAP1	10/18/04	79	490	american oyster	RAINFALL STUDY
Great Bay	GBNI1	10/18/04	33	130	american oyster	RAINFALL STUDY
Great Bay	GBAP1	10/20/04	17	220	american oyster	RAINFALL STUDY
Great Bay	GBNI1	10/20/04	14	130	american oyster	RAINFALL STUDY
Great Bay	GBNI1	10/21/04		400	american oyster	RAINFALL STUDY
Great Bay	GBAP1	11/17/04	11	20	american oyster	BASELINE TISSUE
Great Bay	GBNI1	11/17/04	4.5	20	american oyster	BASELINE TISSUE
Hampton	HHMG1	2/9/04	2	230	softshell clam	POST RAINFALL
Hampton	HHHR1	3/23/04	13	45	blue mussel	POST RAINFALL
Hampton	HHMG1	3/23/04	2	45	softshell clam	POST RAINFALL
Hampton	HHHR1	3/29/04	2	140	blue mussel	POST RAINFALL
Hampton	HHHR1	4/5/04	2	45	blue mussel	EMERGENCY CLOSURE
Hampton	HHYC1	4/5/04	2	130	softshell clam	EMERGENCY CLOSURE
Hampton	HHMG1	4/7/04	7.8	230	softshell clam	EMERGENCY CLOSURE
Hampton	HHHR1	4/7/04	6.1	170	blue mussel	EMERGENCY CLOSURE
Hampton	HHMG1	4/19/04	13	130	softshell clam	POST RAINFALL

AREA	STATION	DATE	WFC	MEATFC	MEATFCSPECIES	PROJTYPE
Hampton	HHHR1	4/19/04	11	130	blue mussel	POST RAINFALL
Hampton	HHHR1	4/26/04	13	130	blue mussel	POST RAINFALL
Hampton	HHHR1	4/28/04	2	20	blue mussel	POST RAINFALL
Hampton	HHMG1	4/28/04	2	1700	softshell clam	POST RAINFALL
Hampton	HHHR1	5/5/04	17	330	blue mussel	POST RAINFALL
Hampton	HHMG1	5/5/04	46	490	softshell clam	POST RAINFALL
Hampton	HHCI1	5/10/04	17	16000	softshell clam	POST RAINFALL
Hampton	HHMG1	5/10/04	7.8	460	softshell clam	POST RAINFALL
Hampton	HHMG1	5/12/04	2	78	softshell clam	POST RAINFALL
Hampton	HHCI1	5/12/04	2	700	softshell clam	POST RAINFALL
Hampton	HHMG1	5/19/04	120	330	softshell clam	POST RAINFALL
Hampton	HHMG1	10/18/04	540	490	softshell clam	RAINFALL STUDY
Hampton	HHHR1	10/18/04	240	230	blue mussel	RAINFALL STUDY
Hampton	HHHR1	10/19/04	23	220	blue mussel	RAINFALL STUDY
Hampton	HHMG1	10/19/04	170	3500	softshell clam	RAINFALL STUDY
Hampton	HHMG1	11/2/04	130	2400	softshell clam	POST RAINFALL
Hampton	HHHR1	11/2/04	23	45	blue mussel	POST RAINFALL
Hampton	HHMG1	11/8/04	7.8	170	softshell clam	POST RAINFALL
Hampton	HHHR1	11/8/04	4.5	45	blue mussel	POST RAINFALL
Hampton	HHMG1	11/15/04	14	68	softshell clam	BASELINE TISSUE
Hampton	HHHR1	11/15/04	17	130	blue mussel	BASELINE TISSUE
Hampton	HHMG1	11/30/04	130	170	softshell clam	POST RAINFALL
Hampton	HHHR1	11/30/04	49	230	blue mussel	POST RAINFALL
Hampton	HHMG1	12/2/04	130	230	softshell clam	POST RAINFALL
Hampton	HHHR1	12/2/04	110	170	blue mussel	POST RAINFALL
Hampton	HHMG1	12/6/04	11	45	softshell clam	POST RAINFALL
Hampton	HHHR1	12/6/04	4	45	blue mussel	POST RAINFALL
Hampton	HHMG1	12/8/04	22	45	softshell clam	POST RAINFALL
Hampton	HHHR1	12/8/04	2	78	blue mussel	POST RAINFALL
Hampton	HHMG1	12/14/04	13	20	softshell clam	POST RAINFALL
Hampton	HHHR1	12/28/04	33	68	blue mussel	POST RAINFALL
Little Harbor	LHNC1	3/29/04	2	170	softshell clam	POST RAINFALL
Little Harbor	LHNC1	4/4/04	49	3500	softshell clam	EMERGENCY CLOSURE
Little Harbor	LHNC1	4/6/04	17	490	softshell clam	EMERGENCY CLOSURE
Little Harbor	LHNC1	4/12/04	2	78	softshell clam	EMERGENCY CLOSURE
Little Harbor	LHNC1	4/20/04	22	270	softshell clam	POST RAINFALL
Little Harbor	LHNC1	4/28/04	2	78	softshell clam	POST RAINFALL
Little Harbor	LHNC1	5/5/04	21	790	softshell clam	POST RAINFALL
Little Harbor	LHNC1	5/11/04	2	230	softshell clam	POST RAINFALL
Little Harbor	LHCP1	6/22/04	7.8	170	softshell clam	BASELINE TISSUE
Little Harbor	LHNC1	6/22/04	11	490	softshell clam	BASELINE TISSUE

AREA	STATION	DATE	WFC	MEATFC	MEATFCSPECIES	PROJTYPE
Little Harbor	LHCP1	6/29/04	2	20	softshell clam	RAINFALL STUDY
Little Harbor	LHNC1	6/29/04	2	78	softshell clam	RAINFALL STUDY
Little Harbor	LHNC1	6/30/04	2	130	softshell clam	RAINFALL STUDY
Little Harbor	LNCP1	6/30/04	7.8	230	softshell clam	RAINFALL STUDY
Little Harbor	LHNC1	7/27/04	2	310	softshell clam	BASELINE TISSUE
Little Harbor	LHCP1	7/27/04	2	330	softshell clam	BASELINE TISSUE
Little Harbor	LHNC1	8/23/04	22	490	softshell clam	RAINFALL STUDY
Little Harbor	LHCP1	8/23/04	7.8	330	softshell clam	RAINFALL STUDY
Little Harbor	LHCP1	8/24/04	2	330	softshell clam	RAINFALL STUDY
Little Harbor	LHNC1	8/24/04	13	330	softshell clam	RAINFALL STUDY
Little Harbor	LHCP1	8/25/04	2	78	softshell clam	RAINFALL STUDY
Little Harbor	LHNC1	8/25/04	7.8	230	softshell clam	RAINFALL STUDY
Little Harbor	LHCP1	8/26/04	23	330	softshell clam	RAINFALL STUDY
Little Harbor	LHNC1	9/28/04	70	130	softshell clam	BASELINE TISSUE
Little Harbor	LHNC1	9/30/04	49	490	softshell clam	RAINFALL STUDY
Little Harbor	LHCP1	10/14/04	33	140	softshell clam	BASELINE TISSUE
Little Harbor	LHSG1	10/14/04	23	270	softshell clam	BASELINE TISSUE
Little Harbor	LHCP1	10/18/04	33	130	softshell clam	RAINFALL STUDY
Little Harbor	LHSG1	10/18/04	7.8	230	softshell clam	RAINFALL STUDY
Little Harbor	LHCP1	10/20/04	4.5	310	softshell clam	RAINFALL STUDY
Little Harbor	LHSG1	10/20/04	7.8	110	softshell clam	RAINFALL STUDY
Little Harbor	LHCP1	10/21/04		330	softshell clam	RAINFALL STUDY
Little Harbor	LHSG1	10/21/04		680	softshell clam	RAINFALL STUDY
Little Harbor	LHSG1	10/25/04	1.8	45	softshell clam	RAINFALL STUDY
Little Harbor	LHCP1	10/25/04	2	45	softshell clam	RAINFALL STUDY
Little Harbor	LHCP1	11/8/04	2	20	softshell clam	POST RAINFALL
Little Harbor	LHSG1	11/8/04	2	45	softshell clam	POST RAINFALL
Little Harbor	LHSG1	12/2/04	220	330	softshell clam	POST RAINFALL
Little Harbor	LHSG1	12/8/04	130	330	softshell clam	POST RAINFALL
Little Harbor	LHSG1	12/15/04	13	1700	softshell clam	POST RAINFALL
Little Harbor	LHSG1	12/28/04	17	20	blue mussel	POST RAINFALL

Appendix 4
2004 Paralytic Shellfish Poisoning Monitoring Results

All sampling was done in accordance with EPA-approved Quality Assurance Project Plans. Documentation of laboratory QA checks is on file with the analytical laboratories.

SampleID	SiteID	Site	Date	Micrograms Toxin/100g
04-01	HHR1	Hampton	4/1/04	<44
04-02	HHR1	Hampton	4/7/04	<44
04-03	HHR1	Hampton	4/14/04	<44
04-04	HHR1	Hampton	4/20/04	<44
04-05	HHR1	Hampton	4/28/04	<44
04-06	HHR1	Hampton	5/5/04	<44
04-07	IOSS2	Star Island	5/6/04	<44
04-08	HHR1	Hampton	5/11/04	<44
04-09	IOSS2	Star Island	5/12/04	<44
04-10	IOSS2	Star Island	5/17/04	<44
04-11	HHR1	Hampton	5/19/04	<44
04-12	IOSS2	Star Island	5/24/04	<44
04-13	HHR1	Hampton	5/26/04	<44
04-14	HHR1	Hampton	5/31/04	<44
04-15	IOSS1	Star Island	6/1/04	44.6
04-16	HHR1	Hampton	6/7/04	<44
04-17	IOSS1	Star Island	6/9/04	44.7
04-18	HHR1	Hampton	6/13/04	<44
04-19	IOSS1	Star Island	6/16/04	<44
04-20	HHR1	Hampton	6/20/04	---
04-21	HHR1	Hampton	6/21/04	<44
04-23	IOSS1	Star Island	6/28/04	<44
04-24	HHR1	Hampton	6/28/04	<44
04-25	HHR1	Hampton	7/5/04	<44
04-26	IOSS1	Star Island	7/6/04	<44
04-27	HHR1	Hampton	7/12/04	<44
04-28	IOSS1	Star Island	7/12/04	<44
04-29	HHR1	Hampton	7/18/04	<44
04-30	IOSS1	Star Island	7/20/04	<44
04-31	HHR1	Hampton	7/26/04	<44
04-32	IOSS1	Star Island	7/27/04	<44
04-33	HHR1	Hampton	8/1/04	<44
04-34	IOSS1	Star Island	8/2/04	<44
04-35	HHR1	Hampton	8/9/04	<44
04-36	IOSS1	Star Island	8/10/04	47.2
04-37	HHR1	Hampton	8/15/04	<44
04-38	ACRH2	Rye Harbor	8/16/04	<44

SampleID	SiteID	Site	Date	Micrograms Toxin/100g
04-39	IOSSI1	Star Island	8/17/04	<44
04-40	HHHR1	Hampton	8/23/04	<44
04-41	IOSSI1	Star Island	8/24/04	67.7
04-42	HHHR1	Hampton	8/29/04	<44
04-43	HHHR1	Hampton	8/31/04	<44
04-44	ACRH2	Rye Harbor	8/31/04	<44
04-45	IOSSI1	Star Island	8/31/04	206
04-46	HHHR1	Hampton	9/8/04	<44
04-47	ACRH2	Rye Harbor	9/8/04	<44
04-48	IOSSI1	Star Island	9/8/04	143
04-49	HHHR1	Hampton	9/12/04	<44
04-50	IOSSI1	Star Island	9/15/04	59.3
04-51	IOSSI1	Star Island	9/22/04	<44
04-52	HHHR1	Hampton	9/22/04	<44
04-53	HHHR1	Hampton	9/26/04	<44
04-54	IOSSI1	Star Island	9/27/04	<44
04-55	HHHR1	Hampton	10/4/04	<44
04-56	HHHR1	Hampton	10/11/04	<44
04-57	HHHR1	Hampton	10/18/04	<44